

Motorcraft

1980 / 89

Light Truck Master Parts and Accessories Catalog

FORD MOTOR COMPANY

Dearborn, Michigan



BUY IT NOW!

Click Here To Order 



March 1994



License #2011747

Copyright © 2012, Forel Publishing Company, LLC, Woodbridge, Virginia

All Rights Reserved. No part of this book may be used or reproduced in any manner whatsoever without written permission of Forel Publishing Company, LLC. For information write to Forel Publishing Company, LLC, 3999 Peregrine Ridge Ct., Woodbridge, VA 22192

1980/89 Ford Light Truck Master Parts and Accessories Catalog

EAN: 978-1-60371-098-5

ISBN: 1-60371-098-1

Forel Publishing Company, LLC

3999 Peregrine Ridge Ct.

Woodbridge, VA 22192

Email address: sales@ForelPublishing.com

Website: <http://www.ForelPublishing.com>



This publication contains material that is reproduced and distributed under a license from Ford Motor Company. No further reproduction or distribution of the Ford Motor Company material is allowed without the express written permission of Ford Motor Company.

Note from the Publisher

This product was created from the original Ford Motor Company's publication. Every effort has been made to use the original scanned images, however, due to the condition of the material; some pages have been modified to remove imperfections.

Disclaimer

Although every effort was made to ensure the accuracy of this book, no representations or warranties of any kind are made concerning the accuracy, completeness or suitability of the information, either expressed or implied. As a result, the information contained within this book should be used as general information only. The author and Forel Publishing Company, LLC shall have neither liability nor responsibility to any person or entity with respect to any loss or damage caused, or alleged to be caused, directly or indirectly by the information contained in this book. Further, the publisher and author are not engaged in rendering legal or other professional services. If legal, mechanical, electrical, or other expert assistance is required, the professional should be sought.



MASTER PARTS AND ACCESSORIES CATALOG

FORM FPS 8472-A

(Text Only)

FORD PARTS and SERVICE DIVISION

INDEX

| | |
|---|------------|
| Abbreviations | 13,14 |
| Accessory Weight Chart | 43 thru 63 |
| Attaching Parts (Nuts, Bolts, etc.) | 11 |
| Cross Reference List between Manufacturers' and Ford Part Numbers | 12 |
| D.S.O. | 12 |
| F.S.O. | 12 |
| Formats | 3 |
| General Instructions | 2 |
| How to Order Parts | 12 |
| How to Use This Catalog | 2 |
| Liquid Measure | 11 |
| L.P.O. | 12 |
| Locator Codes | 11 |
| Metric to Inches Conversion Chart | 15,16 |
| Model Codes | 11 |
| Model Year Application | 11 |
| Parts Identification | 3 |
| R.H. and L.H. Parts | 3 |
| Soft Trim | 11 |
| Symbols Used Regularly in Catalog | 2 |
| FORD PART NUMBERING SYSTEM | |
| Body Parts Group Numbering System | 4 |
| Explanation of the Ford Part Numbering System | 4 |
| Group Numbers and Related Catalog Sections | 8 thru 10 |
| Motorcraft Sales Part Numbers | 3 |
| Part Name Index | 5 thru 7 |
| HOW TO ORDER PARTS | |
| Ford Parts | 12 |
| Industrial Engine and Power Unit Parts | 12 |
| CERTIFICATION LABEL | |
| Assembly Plant Codes | 22 |
| Body Type Codes | 32,33 |
| Body Type Descriptions | 33 |
| Body Type Illustrations | 34,35,36 |
| Calibration Parts List Label | 21 |
| Color Codes — Exterior Paint | 22 |
| Diagrams and Instructions | 17,18 |
| District Codes | 41,42 |
| Engine Codes | 21 |
| Front Axle Codes | 41 |
| Front-Rear Spring Codes | 42 |
| Gross Vehicle Weight | 41 |
| GVWR Class for Trucks, Buses and Incomplete Vehicles | 19 |
| Manufacturer Identifier | 18,19 |
| Model Codes | 23 thru 31 |
| Numerical Sequence of Assembly by Truck Serial Number | 22 |
| Rear Axle Ratio Codes | 37 thru 41 |
| Serial Number | 22 |
| Series Codes | 20 |
| Tape Stripe | 42 |
| Transmission Codes | 37 |
| Trim Codes | 32 |
| Vehicle Identification Number | 17 |
| Vehicle Model Year | 19 |
| Wheelbase | 22 |



BUY IT NOW!

Click Here To Order



SYMBOLS COMMONLY USED IN THIS CATALOG

The following symbols appearing on revised pages are to be interpreted as follows:

- * Indicates Motorcraft Sales Part Number.
- # Indicates some form of identification such as part number, stamping, paint stripes and tags.
- ★ Symbol indicates part is not supplied for service for the following reasons:
 - a. Part is superseded and replaced as indicated in the description column of text.
 - b. Part can be improvised as indicated in the description column of text.
 - c. Due to its function there would be little or no demand.

NOTE: ALWAYS REFER TO THE DESCRIPTION COLUMN OF THE TEXT FOR POSSIBLE SUBSTITUTION OR FOR MATERIAL SPECIFICATIONS AND DIMENSIONS WHICH MAY BE HELPFUL IN OBTAINING THE NON-SERVED PART LOCALLY.

GENERAL INSTRUCTIONS

This Ford Truck Master Parts Catalog contains replacement parts and accessories information for Truck Series A, B, E100/350, F100/350, R, and U150 for model year 1980/ on U.S. and Canadian built vehicles. Unique Canadian part numbers and applications have been identified by a symbol (#) and footnoted. Unique U.S. part numbers and applications have been identified by a symbol (*) and footnoted. Use this Text Catalog in conjunction with Illustrations Catalog Form FPS 8472-B. (Text and illustration merged in the 8472-M microfilm).

Refer to the Index on Page 1 for a listing of the items appearing in the General Information Section.

HOW TO USE THIS CATALOG

There are three ways of finding part numbers:

1. By Part Name
2. By Illustration
3. By Identification

Should an inquiry be received for a radiator grille for a 1983 F-100 —

BY PART NAME

- A. Refer to the Chassis Parts Alphabetical Index.
- B. Refer to the alphabetical nomenclature and find the part name "Grille (radiator)". The group number listed is 8200.
- C. Refer to group number 8200 and locate 1983 in the "YEAR" column. Find the series F100/350 in the "MODEL/RESTRICTIONS" column.
- D. The part number shown is E3TZ 8200-F.

BY ILLUSTRATION

- A. Refer to the Illustration Catalog (Form FPS 8472-B) to the tabbed divider marked "COOLING-GRILLE".
- B. Refer to the index immediately behind the divider and find the illustration titles for the 1983 F Series.
- C. Under the heading "RADIATOR GRILLE and RELATED PARTS" find the illustration for the 1983 F100.
- D. Refer to the illustration designated (on page 2 of Illustration Section 82) and find the group number for the grille to be 8200.
- E. Refer to group number 8200 in this catalog and locate 1983 in the "YEAR" column. Find the series F 100/350 in the "MODEL/RESTRICTIONS" column.
- F. The part number shown is E3TZ 8200-F.



HOW TO USE THIS CATALOG — Cont'd

BY IDENTIFICATION

Certain parts and most major assemblies are identified with a part number shown on an attached tag or plate or on the part itself. Reference to identification numbers is made throughout the catalog and cross reference charts are included in some sections to provide immediate knowledge of the service part number when the identification number is known. All identification information other than charts will be preceded by the symbol (#).

IMPORTANT — Identification tags and plates must be retained with the part or assembly with which they are originally supplied.

R.H. and L.H. PARTS

The driver's side is the left hand side of the vehicle and determines whether such parts as fenders, lamps, etc. are right or left hand.

Most Right Hand and Left hand parts are listed in adjacent columns as shown in the following examples:

| YEAR | MODEL/RESTRICTIONS | PART NUMBER | | DESCRIPTION | | QTY. |
|------|--------------------|-------------|-----------|-------------|-----------|------|
| 80 | F100/350 | (RH) EOTZ | 1020124-A | (LH) EOTZ | 1020125-A | 1 |
| 82 | E100/350 | (RH) E2UZ | 1120124-A | (LH) E2UZ | 1120125-a | 1 |

MOTORCRAFT SALES PART NUMBERS

To facilitate the stocking and handling of those service parts which are assigned both service part numbers and Motorcraft Sales Part Numbers, the Motorcraft Sales Part Numbers are preceded by an asterisk (*) and are usually located at the beginning of the description column.

For example, refer to Section 96, group 9601. The service part number for a carburetor air cleaner element used on a 1982 F100 with an 8 cyl. 351 C.I.D. engine is EOTZ 9601-A and the Motorcraft Sales Part Number is FA-688. In the catalog this item will be shown as EOTZ 9601-A *FA 688.

| YEAR | MODEL/RESTRICTIONS | ENGINE | | PART NUMBER | | DESCRIPTION |
|------|--|--------|--------|-------------------|------------------------|--------------------------|
| | | CYL. | C.I.D. | AIR CLEANER ASSY. | ELEMENT | |
| 82/ | F100/350 -- M/T-0/8500 lb. -unleaded fuel-w/o Calif. emission "From 12/81" | 8 | 351 | EOTZ 9600-AB | EOTZ 9601-A *FA-688 | w/extra capacity element |

FORMATS

Various formats are used throughout this catalog to coincide with the normal procedure for selecting the affected part numbers. Most areas of the catalog use a format arranged in the order shown below:

Column -

1. Model year
2. Type of vehicle or equipment within a specific model year
3. Complete part number
4. Description, size, etc.
5. Quantity required per vehicle

Formats peculiar to a particular area of the catalog are generally self explanatory. When necessary, instructions are shown at the beginning of the affected group. For instance, the various charts and parts list method of cataloging in the Carburetor Section are explained on Page 1 of Section 95.

100% SATISFACTION GUARANTEED

BUY IT NOW!

Click Here To Order

PayPal American Express Discover MasterCard VISA

EXHAUST SYSTEMS CERTIFICATION

"For their intended application as specified in this catalog, the exhaust system parts and systems listed for sale have been certified to be in compliance with the requirements of the rules of the Florida Department of Environmental Regulation (Chapter 17-18, Part III of the Florida Administrative Code), and the regulations of the California Highway Patrol (Chapter 2, Part 1052) for exhaust system certification."

EXPLANATION OF THE FORD PART NUMBERING SYSTEM

For greater convenience this catalog is divided into specific sections; such as brakes, front suspension, engine, transmission, etc. For example, FRONT SUSPENSION appears in Section 30, Transmission in Section 70, REAR AXLE in Section 40, etc. The applicable exploded illustrations are contained in separate sections which are related to the Text Section numbers. For example, REAR AXLE Illustrations appear in Illustration Section 40 of the Illustration Catalog, Form FPS 8472-B.

The part number groups, part names and the section numbers under which each is listed are shown on pages 5 thru 10 of the General Information Section.

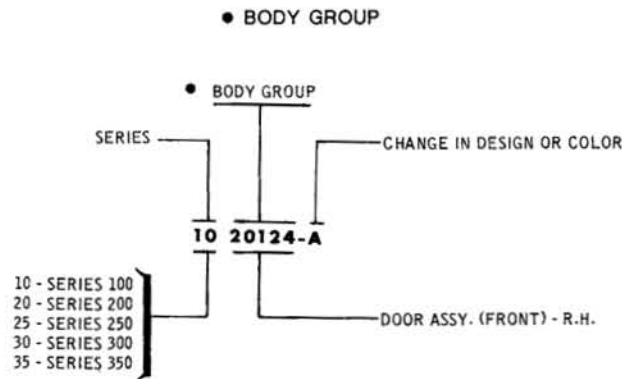
In numerical listings, expanded group numbers will be considered to follow the same sequence as the regular group numbers from which they are expanded and are arranged in Catalogs as follows:

- 3538
- 3C538
- 3634
- 3A634

Illustrations contain group numbers only, therefore, it is necessary to refer to the group within this "text" catalog for complete applicable part numbers.

BODY PARTS GROUP NUMBERING SYSTEM

FOLLOWING IS A DIAGRAM OF THE BODY PARTS GROUP NUMBERING SYSTEM



● These five digits comprise the Body Group Numbers used throughout each body parts section.

100% SATISFACTION GUARANTEED

BUY IT NOW!

Click Here To Order

PayPal Discover MasterCard VISA

PART NAME INDEX

Below are various major groups appearing in the Chassis and Body Sections of this Catalog. An Alphabetical Index for all chassis parts follows the General Information Section. A complete index of body parts is included at the beginning of the Body Section and a complete group index of Soft Trim parts is included at the beginning of the Soft Trim Section.

CHASSIS PARTS INDEX

| MAJOR GROUP | • TABBED DIVIDER TITLE | SECTION |
|----------------------------|--|-------------|
| Accelerator Linkage | Fuel—Carburetor—Accelerator | 96 |
| Accessories | Listed in their appropriate groups as identified in this Index | |
| Adhesives | Paint—Wheel—Brake | Paint |
| Air Cleaner | Fuel—Carburetor—Accelerator | 96 |
| Air Conditioner | Speedometer—Bumper | 190, 197 |
| Alternator | Generator—Alternator—Starter—Distributor | 103 |
| Automatic Transmission | Automatic Transmission | A70 |
| Axle (Front) | Front Axle—Steering | 30 |
| Axle (Rear) | Front Suspension—Steering—Rear Axle | 40 |
| Battery | Generator—Alternator—Starter—Distributor | 103 |
| Battery Carriers | Generator—Alternator—Starter—Distributor | 103 |
| Belt (Drive) | Cooling—Grille | 86 |
| Brakes (Front) | Wheel—Brake | 20 and 20.1 |
| Brakes (Rear) | Wheel—Brake | 22 and 22.1 |
| Bulbs | Lamps—Wiring | 130 |
| Bumpers | Speedometer—Bumper | 176 |
| Calibration Identification | Fuel | 93A, 93B |
| Cap (Radiator) | Cooling—Grille | 80 |
| Carburetor | Fuel—Carburetor—Accelerator | 95 |
| Carrier (Wheel) | Paint—Wheel—Brake | 10 |
| Chemicals | Paint—Wheel—Brake | Paint |
| Clutch | Manual Transmission—Clutch | 71 |
| Clutch Assy. (Fan) | Cooling—Grille | 80 |
| Cooling System | Cooling—Grille | 80 |
| Coupling Shaft | Driveshaft—Coupling Shaft | 48 |
| Distributor | Generator—Alternator—Starter—Distributor | 120 |
| Drive Belt | Cooling—Grille | 86 |
| Driveshaft | Front Suspension—Steering—Rear Axle | 46 |
| Engine | Engine | 60 |
| Exhaust System | Frame—Muffler—Spring | 52.1 |
| Fan | Cooling—Grille | 86 |
| Fenders | Fender—Hood | 160 |
| Frame | Frame—Muffler—Spring | 50 |
| Front Suspension | Front Suspension | 32 |
| Fuel Pump | Fuel—Carburetor—Accelerator | 93 |
| Fuel Tank | Fuel—Carburetor—Accelerator | 90 |
| Gearshift Lever | Manual Transmission—Clutch | 71 |
| Grille | Cooling—Grille | 80 |
| Heater | Speedometer—Bumper | 180 |
| Hood | Fender—Hood | 160 |
| Horns | Lamps—Wiring | 130 |
| Hose (Radiator) | Cooling—Grille | 80 |
| Ignition Switch | Generator—Alternator—Starter—Distributor | 110 |
| Instrument Cluster | Generator—Alternator—Starter—Distributor | 103 |
| Jack | Speedometer—Bumper | 170 |
| Lamps | Lamps—Wiring | 130 |

• Applicable to Loose Leaf Catalogs only

100% SATISFACTION GUARANTEED

BUY IT NOW!

Click Here To Order

PayPal American Express Discover MasterCard VISA

PART NAME INDEX**CHASSIS PARTS INDEX - Cont'd**

| MAJOR GROUP | ● TABBED DIVIDER TITLE | SECTION |
|---------------------------------------|--|----------|
| Lever (Gearshift) | Manual Transmission—Clutch | 71 |
| Linkage (Accelerator) | Fuel—Carburetor—Accelerator | 96 |
| Linkage (Steering) | Front Suspension—Steering—Rear Axle | 32 |
| Main Wiring | Lamps—Wiring | 140 |
| Manifold | Fuel—Carburetor—Accelerator | 93 |
| Mirrors | Speedometer—Bumper | 176 |
| Paint | Paint—Wheel—Brake | Paint |
| Parcel Delivery Van | Body Parts | PDV |
| Pulley (Water Pump) | Cooling—Grille | 80 |
| Pump (Fuel) | Fuel—Carburetor—Accelerator | 93 |
| Pump (Oil) | Engine | 60 |
| Pump (Water) | Cooling—Grille | 80 |
| Radiator | Cooling—Grille | 80 |
| Radio | Speedometer—Bumper—Shocks—Air Conditioner | 180 |
| Rear Axle | Front Suspension—Steering—Rear Axle | 40 |
| Rear Springs | Frame—Muffler—Spring | 50 |
| Regulator (Voltage) | Generator—Alternator—Starter—Distributor | 103 |
| Shaft (Coupling) | Driveshaft—Coupling Shaft | 48 |
| Shock Absorber | Speedometer—Bumper | 180 |
| Shroud (Fan) | Cooling—Grille | 80 |
| Spare Wheel Carrier | Wheel—Brake | 11 |
| Spacer (Pulley to Fan) | Cooling—Grille | 80 |
| Speed Control | Fuel—Carburetor—Accelerator | 97 |
| Speedometer (Drive & Driven Gears) | Speedometer—Bumper | 170, 172 |
| Springs | Frame—Muffler—Spring | 53 |
| Stabilizer | Frame—Muffler—Spring | 53 |
| Starter | Generator—Alternator—Starter—Distributor | 103 |
| Steering | Front Axle—Steering | 35 |
| Steering Gear | Front Suspension—Steering—Rear Axle | 30 |
| Steering Linkage | Front Suspension—Steering—Rear Axle | 35 |
| Steering Wheel | Front Axle—Steering | 36 |
| Suspension (Front) | Front Axle—Steering | 32 |
| Suspension (Rear) | Frame—Muffler—Spring | 50 |
| Switch (Ignition) | Generator—Alternator—Starter—Distributor | 103 |
| Switch (Turn Indicator) | Lamps—Wiring | 130 |
| Tachometer | Speedometer—Bumper | 170 |
| Tank (Fuel) | Fuel—Carburetor—Accelerator | 90 |
| Thermactor | Fuel—Carburetor—Accelerator | 93 |
| Thermostat Choke Control | Fuel | 95 |
| Thermostat (Water) | Cooling—Grille | 80 |
| Transfer Case | Manual Transmission—Clutch | 70 |
| Transmission (Automatic) | Automatic Transmission | A70 |
| Transmission (Manual) | Manual Transmission—Clutch | 70 |

● Applicable to Loose Leaf Catalogs only



BUY IT NOW!
Click Here To Order



**1980/89
LIGHT TRUCK**

GENERAL
INFORMATION 7

PART NAME INDEX

CHASSIS PARTS INDEX – Cont'd

| MAJOR GROUP | ● TABBED DIVIDER TITLE | SECTION |
|--|--|-----------|
| Valves, Push Rods and Covers | Engine | 60 |
| Voltage Regulator | Generator—Alternator—Starter—Distributor | 103 |
| Water Pump | Cooling—Grille | 80 |
| Wheels | Wheel—Brake | 10 |
| Windshield Washer | Speedometer—Bumper—Shocks—Air Conditioner | 170 |
| Windshield Wiper | Speedometer—Bumper—Shocks—Air Conditioner | 170 |
| Wiring (Main) | Lamps—Wiring | 140 |
| <u>BODY and SOFT TRIM PARTS</u> | | |
| Back Door | Body Parts | 260 |
| Cabs | Body Parts | 000 |
| Carpets | Soft Trim | Soft Trim |
| Cowl | Body Parts | 000 |
| Dash Panel | Body Parts | 000 |
| Door (Back) | Body Parts | 400 |
| Door (Front) | Body Parts | 200 |
| Door (Rear) | Body Parts | 260 |
| Floor | Body Parts | 000 |
| Floor Mats | Soft Trim | Soft Trim |
| Front Door | Body Parts | 200 |
| Front Seat | Body Parts | 600 |
| Front Seat Track | Body Parts | 600 |
| Glove Compartment | Body Parts | 000 |
| Instrument Panel | Body Parts | 000 |
| Parcel Delivery Van | Recreational Vehicles | PDV |
| Pickup Boxes | Body Parts | 000 |
| Platform and Racks | Body Parts | 000 |
| Quarter | Body Parts | 260 |
| Rear Door | Body Parts | 260 |
| Rear Seat | Body Parts | 600 |
| Roof | Body Parts | 400 |
| Seat Belts | Body Parts | 600 |
| Seat Covers | Soft Trim | Soft Trim |
| Seat (Front) | Body Parts | 600 |
| Seat (Rear) | Body Parts | 600 |
| Storage Compartment | Body Parts | 400 |
| Stripes | Body Parts | 200 |
| Sun Visors | Soft Trim | Soft Trim |
| Tailgate | Body Parts | 400 |
| Track (Front Seat) | Body Parts | 600 |
| Trim Panels | Soft Trim | Soft Trim |
| Windshield | Body Parts | 000 |

● Applicable to Loose Leaf Catalogs only



BUY IT NOW!

Click Here To Order



COPYRIGHT © 1994 – FORD MOTOR – DEARBORN, MICHIGAN
COMPANY

Final Issue

GROUP NUMBERS and RELATED PART NAMES and CATALOG SECTIONS

Following is an index of the group number ranges, part names and their related catalog section numbers.

CHASSIS PARTS

| GROUP NUMBER RANGE | PART NAME | CATALOG SECTION NUMBER |
|--------------------|---|------------------------|
| Miscellaneous | Paints and chemicals | Paint |
| 1000 - 1099 | Wheels | 10 |
| 1100 - 1999 | Hubs and drums | 11 |
| 1102 | Front hub parts lists | 11.1 |
| 1109 | Rear hub parts lists | 11.2 |
| 2000 - 2199 | Brakes | 20 |
| | Front brake parts lists | 20.1 |
| 2200 - 2299 | Brakes | 22 |
| | Rear brake parts lists | 22.1 |
| 2300 - 2999 | Brakes | 23 |
| | Brake booster parts lists | 23.1 |
| 3000 - 3199 | Front axle and suspension | 30 |
| 3000 - 3999 | Front axle parts lists | 30.1, 30.2, etc. |
| 3200 - 3499 | Front axle and suspension | 30 |
| 3500 - 3599 | Steering gear | 35 |
| 3504 | Steering gear parts lists | 35.1 |
| 3A540 | Power steering cylinder and parts lists | 35 |
| 3600 - 3999 | Steering wheel and column | 36 |
| 3A635 | Power steering kit parts lists | 36.2 |
| 3A691 | Power steering pump and parts lists | 36.1 |
| 4000 - 4305 | Rear axle identification chart | 40 |
| 4000 - 4999 | Rear axle parts lists | 40.1 |
| 4000 - 4599 | Rear axle | 41 |
| 4600 - 4799 | Driveshaft | 46 |
| 4602 - 4606 | Driveshaft identification chart | 46.1 |
| 4602 - 4606 | Driveshaft application chart | 46.2 |
| 4602 - 4606 | Driveshaft cross reference guide | 46.1 |
| 4810 - 4817 | Coupling shaft cross reference guide | 46.1 |
| 4800 - 4899 | Coupling shaft | 48 |
| 4816 - 4817 | Coupling shaft identification chart | 46.1 |
| 4816 - 4817 | Coupling shaft application chart | 48.2 |
| 4816 - 4817 | Coupling shaft parts lists | 48.3 |
| 5000 - 5006 | Frame | 50 |
| 5007 - 5199 | Frame and cross members | 50 |
| 5200 - 5299 | Muffler | 52 |
| | Exhaust system parts lists | 52.1 |
| 5300 - 5499 | Front springs and stabilizer | 53 |
| 5500 - 5999 | Rear springs and suspension | 53 |
| 6007 | Engine identification chart | 60 |
| 6000 - 6899 | Engine parts lists - 6 cyl. 300 4.9L | 60.1 |
| | Engine parts lists - 8 cyl. 255 4.2L | 60.2 |
| | Engine parts lists - 8 cyl. 302 5.0L | 60.2 |
| | Engine parts lists - 8 cyl. 351W 5.8L | 60.3 |
| | Engine parts lists - 8 cyl. 351M 5.8L | 60.4 |
| | Engine parts lists - 8 cyl. 400 6.6L | 60.4 |
| | Engine parts lists - 8 cyl. 460 7.5L | 60.5 |



BUY IT NOW!
Click Here To Order







GROUP NUMBERS and RELATED PART NAMES and CATALOG SECTIONS

CHASSIS PARTS — Cont'd

| GROUP NUMBER RANGE | PART NAME | CATALOG SECTION NUMBER |
|--------------------|--|------------------------|
| 7000 - 7003 | Manual transmission identification chart | 70 |
| 7000 - 7999 | Manual transmission parts lists - 3 speed Ford | 70.1 |
| | Manual transmission parts lists - 4 speed Overdrive Ford | 70.2 |
| | Manual transmission parts lists - 4 speed New Process | 70.3 |
| | Manual transmission parts lists - 4 speed Warner | 70.4 |
| | Manual transmission parts list - transfer case - New Process | 70.5 |
| | Manual transmission parts list - transfer case - Warner | 70.6 |
| | Manual transmission gasket set and repair kits | 70A |
| 7000 - 7299 | Manual transmission linkage, etc. | 71 |
| 7300 - 7499 | Manual transmission gearshift mechanism | 71 |
| 7300 - 7999 | Clutch | 71 |
| 7000 - 7003 | Automatic transmission identification chart | A70 |
| | Automatic transmission parts lists - C4 | A70.2 |
| | Automatic transmission parts lists - C6 | A70.3 |
| | Automatic transmission parts lists AOT | A70.4 |
| | Automatic transmission linkage, etc. | A71 |
| 7000 - 7999 | Radiator, grille and cooling | 80 |
| 8000 - 8499 | Water pump | 80 |
| 8500 - 8599 | Fan | 86 |
| 8600 - 8999 | Drive belt identification chart | 86 |
| 8620 | Drive belt application chart | 86 |
| 9000 - 9999 | Calibration identification chart | 93A |
| | Calibration application chart | 93A |
| 9000 - 9999 | Calibration parts list | 93B |
| 9000 - 9299 | Fuel tank and lines | 90 |
| 9300 - 9399 | Fuel pump and gauge | 93 |
| 9400 - 9499 | Manifolds | 93 |
| 9500 - 9999 | Carburetor parts lists | 95.1, 95.2, etc. |
| 9510 | Carburetor identification chart | 95 |
| 9600 | Air cleaner application chart | 96 |
| | Air cleaner identification chart | 96 |
| 9600 - 9699 | Air cleaner parts and related parts | 96 |
| 9700 - 9999 | Choke and accelerator | 96 |
| 10300 | Alternator identification chart | 103 |
| 10300 - 10599 | Alternator, pulleys and mounting parts | 103 |
| 10300 - 10599 | Alternator parts lists | 103.1, 103.2, etc. |
| 10346 | Alternator application chart | 103 |
| 10600 - 10999 | Battery and instrument cluster parts | 103 |
| 11000 - 11999 | Starter, ignition and headlamp switches | 110 |
| 11001 | Starter identification chart | 110 |
| 11001 - 11999 | Starter parts lists | 110.1 |
| 12000 - 12999 | Coil, distributor and spark plugs | 120 |
| 12000 - 12999 | Distributor parts lists | 120.1 and 120.2 |
| 12127 | Distributor identification chart | 120 |
| 13000 - 13399 | Headlamps, parking lamps and turn indicators | 130 |
| 13400 - 13699 | License, tail and stop lamps | 130 |
| 13466 | Miniature bulbs | 130 |
| 13700 - 13999 | Courtesy and instrument panel lamps, switches and horns | 130 |



BUY IT NOW!

Click Here To Order



GROUP NUMBERS and RELATED PART NAMES and CATALOG SECTIONS

CHASSIS PARTS — Cont'd

| GROUP NUMBER RANGE | PART NAME | CATALOG SECTION NUMBER |
|--|---|------------------------|
| 14000 - 14399 | Wiring - main | 140 |
| 14400 - 14499 | Wiring - tail lamp and battery | 140 |
| 14500 - 14999 | Wiring, fuses and circuit breakers | 140 |
| 15000 - 15999 | Clock, cigar lighter, marker lamps and backup lamps | 140 |
| 16000 - 16099 | Front fenders and aprons | 160 |
| 16100 - 16599 | Splash shields and radiator supports | 160 |
| 16600 - 16999 | Hood, hinges and latches | 160 |
| 17000 - 17299 | Jacks, speedometer and speedometer cables | 170 |
| 17200 - 17399 | Speedometer, tachometer and license plate frame | 170 |
| 17271 and 17285 | Speedometer gear application chart | 172 |
| 17400 - 17599 | Windshield wipers and washers | 170 |
| 17600 - 17999 | Windshield wipers and washers, bumpers and mirrors | 176 |
| 18000 - 18399 | Shock absorbers and heaters | 180 |
| 18400 - 18999 | Heaters, radios, antennas and speakers | 180 |
| 19000 - 19999 | Air conditioner | 190 |
| 19C705 - 19C709 | Refrigerant lines | 197 |
| <u>BODY and SOFT TRIM PARTS</u> | | |
| 00000 - 01999 | Body assemblies, air vents and dash panel | 000 |
| 02000 - 02999 | Cowl panel and front body pillar | 000 |
| 03000 - 03999 | Windshield | 000 |
| 04000 - 04699 | Instrument panel and visor arms | 000 |
| 04700 - 08999 | Ash receptacle and glove compartment | 000 |
| 19000 - 19999 | Floor, rocker panels and underbody parts | 000 |
| 20000 - 20999 | Front door, weatherstrips, mouldings and stripes | 200 |
| 21000 - 21999 | Front door windows, latches, weatherstrips and mechanism | 200 |
| 22000 - 22999 | Front door hinges, latches and handles | 200 |
| 22050 | Lock sets | 200 |
| 23000 - 23999 | Front door window handles and regulators | 200 |
| | Parcel delivery van parts | PDV |
| 24000 - 25999 | Rear door, rear door windows, mouldings and weatherstrips | 200 |
| 26000 - 26999 | Rear door window mechanism and latches | 260 |
| 27000 - 27999 | Rear door window regulators and quarter panels | 260 |
| 28000 - 28999 | Quarter latch pillar | 260 |
| 29000 - 29999 | Quarter window, mouldings and weatherstrips | 260 |
| 30000 - 39999 | Quarter window, weatherstrips and handles | 260 |
| 40000 - 41999 | Tailgate | 400 |
| 42000 - 42999 | Back window | 400 |
| 43000 - 49999 | Tailgate latches, hinges and mechanism | 400 |
| 50000 - 59999 | Roof | 400 |
| 60000 - 60999 | Seats, hinges and supports | 600 |
| 61000 - 61499 | Seats, head rest parts and seat belts | 600 |
| 61500 - 61699 | Seat side shields | 600 |
| 61700 - 61999 | Seat tracks and mechanism | 600 |
| 62000 - 69999 | Seat side shields and ash receptacles | 600 |
| 00000 - 69999 (as applicable) | Soft Trim | Soft Trim |

100% SATISFACTION GUARANTEED

BUY IT NOW!

Click Here To Order

PayPal American Express Discover MasterCard VISA

MODEL YEAR APPLICATION

Model year application is indicated by showing the first year followed by a diagonal line to indicate continued usage in all subsequent years until the insertion of the last year of usage, which will then be shown after the diagonal line. If no diagonal line is shown, the part is applicable only to the year shown.

Example:

- 80 . . . Indicates part used 1980 model year only.
- 80/ . . . Indicates part used 1980 through subsequent model years.
- 80/81 . . . Indicates part used 1980 through 1981 model years.

MODEL CODES

Truck models are listed throughout this catalog by truck series. A listing of model codes shown on certification label is included in this section on pages 22 thru 25.

Refer to these pages to determine the series listed in the text of the catalog.

Example:

F100/350 means F100 thru F350 or F100, F150, F250 and F350.

SOFT TRIM

Soft Trim parts are arranged in separate sections by car line catalog code within each model year, i.e. 1980 Soft Trim Section A (Ford or Mercury). To determine the complete part number of a trim part, it is necessary to know the "Trim Code" which is shown on the Certification Label of the vehicle (refer to pages 22 thru 35). Instructions for selecting soft trim parts are contained at the beginning of the Soft Trim area of this catalog.

ATTACHING PARTS (NUTS, BOLTS, ETC.) and LOCATOR CODES

Standard and utility hardware, such as bolts, screws, fittings, etc. are listed below the part with which they are used. To facilitate the stocking and handling of standard and utility parts by Ford or L-M Dealers, locator codes are preassigned by Ford Motor Company. The locator codes are shown in parentheses immediately following or below the standard and utility part numbers. For example, refer to Body Section 200 group 22800-1. The part number for a 5/16"-18 x 1 1/8" screw-hex. head is 382623-S2 with the locator code (UU-52-AL) appearing at the beginning of the description column. In some charts, such as the Carburetor Parts List Charts in Section 95.1, 95.2, etc. the locator code will be shown next to or below the part number in the part number column.

LIQUID MEASURE

Most liquid measures listed in this catalog are in U.S. sizes and certain other liquid measure (unique to Canada) listed in this catalog are in Canadian sizes. The follow chart provides an understanding and a translation of U.S. to Canadian and Canadian to U.S. sizes.

| | <u>1/2 Pint</u> | <u>Pint</u> | <u>Quart</u> | <u>Gallon</u> |
|--------|----------------------|-------------|----------------------|---------------|
| | (CAPACITY IN OUNCES) | | (CAPACITY IN OUNCES) | |
| Canada | 10 | 20 | 40 | 160 |
| U.S. | 8 | 16 | 32 | 128 |

Example. 5 U.S. quarts (160 ounces) equal 4 Canadian quarts (160 ounces) or 1 Canadian gallon.

100% SATISFACTION GUARANTEED

BUY IT NOW!

Click Here To Order

PayPal American Express Discover MasterCard VISA

D.S.O., F.S.O. or L.P.O. (SPECIAL ORDERS)

The District Code number will appear in the D.S.O. space on the Certification Label for all units including regular production. Always furnish appropriate Certification Label information and D.S.O. Number, if applicable, when ordering parts not listed in the catalog. If the unit is D.S.O., F.S.O. or L.P.O. (Special Order), the complete Order Number will appear in the D.S.O. space in addition to the District Code Number.

IMPORTANT — Many parts and assemblies used on these vehicles may be standard or optional on other models. When the assembly number is known, check the applicable identification and cross reference charts for possible service parts. If not listed in this catalog order the part on a Special Order basis through your Facing Distribution Center.

HOW TO ORDER PARTS

When ordering parts, always give the complete part number.

In the event the part number is not known, the following information should be included:

- A. Complete description of part.
- B. Model, year and body type.
- C. Dimension, number of teeth, size, etc., if possible, rough sketch of part.
- D. If applicable to engine, transmission, axle, steering, etc., specify type, such as 302 C.I.D. Automatic Transmission, Power Steering, etc.
- E. Advise how shipment is to be made — Freight, Express, Air, Parcel Post.

INDUSTRIAL ENGINE and POWER UNIT PARTS

Most of the normal replacement parts for 6 and 8 cylinder Ford industrial engines and power units are carried in Ford Car and Truck Dealers' inventory and the 4 cylinder gasoline as well as the 4 and 6 cylinder Diesel parts are carried in Ford Tractor Dealers' stock. To obtain Ford industrial engines and power units as well as parts unique to these units, order direct from authorized Ford Industrial Products Dealers only.

CROSS REFERENCE LIST BETWEEN MANUFACTURERS' and FORD PART NUMBERS

A Cross Reference List to assist in the identification of Ford parts by means of various manufacturers' numbers which are generally known throughout the automotive industry is included in the 1980/ loose leaf and reader transparency catalogs Form FPS 8473-A and FPS 8473-M. This cross reference list includes part numbers for 1964/ truck parts for all truck series for the following manufacturers or parts lines:

Bearing industry numbers for bearings, cups, etc.
Bendix Westinghouse (heavy vehicle systems group)
Chicago Rawhide
Clark transmission and related parts
Dana Corporation axle and related parts
Eaton axle, pump and related parts
Fuller transmission and related parts
Funk Manufacturing Co. trans. power take-off parts
Hendrickson tandem rear suspension and related parts
Mass-Tech. speedometer adapters

Minature lamp and sealed beam bulb numbers
National Seal
New Process transmission and related parts
Rockwell Standard axle and related parts
Spicer axle, transmission and related parts
Stewart Warner speedometer gears and related parts
Timken axle and related parts
T.R.W. transmissions and related parts
Victor Products
Wagner Electric
Warner transmission and related parts

100% SATISFACTION GUARANTEED


BUY IT NOW!

Click Here To Order

PayPal Discover MasterCard VISA

ABBREVIATIONS

| | | | |
|----------|----------------------------------|----------|---|
| A/C | air conditioner (ing) | emer. | emergency |
| accel. | accelerator | em/re | emission reduction |
| adj. | adjuster (ing) | eng. | engine |
| alt. | altitude | equip. | equipment |
| alum. | aluminum | ev/em | evaporative emission |
| amp. | ampere | exc. | except |
| approx. | approximate (ly) | exh. | exhaust |
| AR | as required | E.G.R. | exhaust gas recirculation |
| assy. | assembly | | |
| A/T | automatic transmission | F2 | Ford 2 barrel |
| A.T.C. | automatic temperature control | F4 | Ford 4 barrel |
| ATX | automatic transaxle | F/4/S | Ford 4 speed transmission |
| attach. | attaches (ing) (ed) | fill. | fillister |
| auto. | automatic | flex. | flexible |
| aux. | auxiliary | FMX | automatic transmission |
| | | F.S.O. | foreign special order |
| BBC | bumper to back of cab | | |
| B/W | Borg-Warner | gal. | gallon |
| | | g/compt. | glove compartment |
| CALIF. | CALIFORNIA | G.V.W. | gross vehicle weight |
| cap. | capacity | | |
| carb. | carburetor | H2 | Holley 2 barrel |
| cc | cubic centimeter | hd. | head |
| c.c.d. | cubic centimeter displacement | H/D | heavy duty |
| c/cw | counter clockwise | hel. | helical |
| Chg./L | change level | hex. | hexagon (al) |
| C.I.D. | cubic inch displacement | Hi-Perf. | High Performance |
| cm | centimeter | H/O | High Output |
| C/M | automatic transmission (MX type) | HP | horse power |
| c/member | cross member | hsg. | housing |
| col. | column | htr. | heater |
| compt. | compartment | H/V | hydraulic vacuum |
| conn. | connection or connector | hyd. | hydraulic |
| cont'd. | continued | | |
| C.P. | candle power | I.D. | inside diameter |
| C/P/S | center point steering | ident. | identification |
| cw | clockwise | ign. | ignition |
| cyl. | cylinder | IMCO | improved combustion emission control system |
| C1 | Carter 1 barrel | | |
| C3 | automatic transmission | incl. | includes |
| C4 | automatic transmission | INJ. | injector |
| C5 | automatic transmission | instal. | installation |
| C6 | automatic transmission | I.S. | Instruction Sheet |
| | | I.W. | inertia weight |
| D.C. | double contact | I.W.W.G. | Intermittent windshield wiper governor |
| D/D | direct drive | | |
| defl. | deflector | K.D. | shipped in disassembled form |
| dia. | diameter | KM.P.H. | kilometers per hour |
| diff. | differential | | |
| disp. | displacement | ℓ | liter, litre |
| dist. | distributor | lb. | pound |
| D/R | dual range transmission | l/compt. | luggage compartment |
| D.S.O. | domestic special order | L/D | light duty |
| | | L.H. | left hand |
| E.E.C. | engine electronic control | lic. | license |
| E.F.I. | electronic fuel injection | LINC | LINCOLN |
| ea. | each | L/N | Leece Neville |
| E/H/D | extra heavy duty | LPG | propane fueled |
| | | L.P.O. | Limited Production Option |



ABBREVIATIONS — Cont'd

| | | | |
|-----------|--|------------|------------------------------------|
| M | 1000 (pounds) | S/C | standard cooling |
| max. | maximum | S.C. | single contact |
| MCU | microprocessor control unit | s/compt. | storage compartment |
| med. | medium | S/E | single exhaust or special economy |
| midg. | moulding | sec. | secondary |
| mm | millimeter | Ser. | serial |
| m.p.h. | miles per hour | s/member | side member |
| M/S | manual steering | spec. | special |
| M/T | manual transmission | speedo. | speedometer |
| mtd. | mounted | spg. | spring |
| mtg. | mounting | sq. | square |
| mtr. | motor | sq. hd. | square head |
| | | S/R | side rail |
| Nags. No. | National Automotive Glass Society number | std. | standard |
| No. | number | strg. | steering |
| N.P.G. | New Process Gear | suppt. | support |
| N.P.T.F. | nationa. pipe thread fine | SVO | Special Vehicle Operations |
| N.R. | not replaced | susp. | suspension |
| N.S. | not serviced | S/X/C | super extra cooling |
| | | sys. | system |
| O.D. | outside diameter | | |
| O/D | overdrive | tach. | tachometer |
| O/S | oversize | T/E | thermactor emission control system |
| oz. | ounce | temp. | temperature |
| | | TEMP | TEMPO |
| pass. | passenger | t/gate | tailgate |
| P/B | power brake | thd. | thread |
| P/C | Police Car | trans. | transmission |
| pcs. | pieces | Trans/ign. | transistorized ignition |
| PINT | PINTO | Trans/reg. | transistorized regulator |
| pri. | primary | TT | trailer tow |
| P/S | power steering | T/T | trailer tow |
| | | | |
| qt. | quart | UBS | uniform bearing stress |
| qty. | quantity | u/joint | universal joint |
| | | univ. | universal |
| rad. | radiator | U/S | undersize |
| r/b | replaced by | | |
| R/D | regular duty | vac. | vacuum |
| rd. | round | VV | variable venturi |
| recirc. | recirculating | | |
| reinf. | reinforcement | w/ | with |
| Repl. | replaced | W/4/S | Warner 4 speed transmission |
| req'd. | required | W/B | wheelbase |
| resvr. | reservoir | w/o | without |
| R.F. | regular fuel | W/S | windshield |
| R/G | ring gear | w/strip | weatherstrip |
| R.H. | right hand | | |
| R.P.M. | revolutions per minute | X/C | extra cooling |
| rr. | rear | 2/B | 2 barrel |
| R/R | Road Ranger | 4/B | 4 barrel |
| r/wheels | rear wheels | 4/M/T | 4 speed manual transmission |
| | | & | and |



BUY IT NOW!

Click Here To Order



INCHES and MILLIMETERS CONVERSION CHART

MILLIMETERS TO DECIMAL (inches) EQUIVALENT

| MM = DECIMAL (Inches) | MM = DECIMAL (Inches) | MM = DECIMAL (Inches) | MM = DECIMAL (Inches) | MM = DECIMAL (Inches) | MM = DECIMAL (Inches) | MM = DECIMAL (Inches) |
|--------------------------|--------------------------|--------------------------|--------------------------|--------------------------|--------------------------|--------------------------|
| 1 .039 | 21 .827 | 41 1.614 | 61 2.402 | 81 3.189 | 125 4.921 | |
| 2 .079 | 22 .866 | 42 1.654 | 62 2.441 | 82 3.228 | 150 5.906 | |
| 3 .118 | 23 .906 | 43 1.693 | 63 2.480 | 83 3.268 | 175 6.890 | |
| 4 .157 | 24 .945 | 44 1.732 | 64 2.520 | 84 3.307 | | |
| 5 .197 | 25 .984 | 45 1.772 | 65 2.559 | 85 3.346 | | |
| 6 .236 | 26 1.024 | 46 1.811 | 66 2.598 | 86 3.386 | 200 7.874 | |
| 7 .276 | 27 1.063 | 47 1.850 | 67 2.638 | 87 3.425 | 225 8.858 | |
| 8 .315 | 28 1.102 | 48 1.890 | 68 2.677 | 88 3.465 | 250 9.843 | |
| 9 .354 | 29 1.142 | 49 1.929 | 69 2.717 | 89 3.504 | 275 10.827 | |
| 10 .394 | 30 1.181 | 50 1.969 | 70 2.756 | 90 3.543 | | |
| 11 .433 | 31 1.220 | 51 2.008 | 71 2.795 | 91 3.583 | 300 11.811 | |
| 12 .472 | 32 1.260 | 52 2.047 | 72 2.835 | 92 3.622 | 325 12.795 | |
| 13 .512 | 33 1.299 | 53 2.087 | 73 2.874 | 93 3.661 | 350 13.780 | |
| 14 .551 | 34 1.339 | 54 2.126 | 74 2.913 | 94 3.701 | 375 14.764 | |
| 15 .591 | 35 1.378 | 55 2.165 | 75 2.953 | 95 3.740 | | |
| 16 .630 | 36 1.417 | 56 2.205 | 76 2.992 | 96 3.780 | 400 15.748 | |
| 17 .669 | 37 1.457 | 57 2.244 | 77 3.031 | 97 3.819 | | |
| 18 .709 | 38 1.496 | 58 2.283 | 78 3.071 | 98 3.858 | | |
| 19 .748 | 39 1.535 | 59 2.323 | 79 3.110 | 99 3.898 | | |
| 20 .787 | 40 1.575 | 60 2.362 | 80 3.150 | 100 3.937 | | |

DECIMAL (inches) TO METRIC EQUIVALENT

| DECIMAL = MM (Inches) | DECIMAL = MM (Inches) | DECIMAL = MM (Inches) | DECIMAL = MM (Inches) | DECIMAL = MM (Inches) | DECIMAL = MM (Inches) |
|--------------------------|--------------------------|--------------------------|--------------------------|--------------------------|--------------------------|
| .001 .025 | .120 3.048 | .320 8.128 | .520 13.208 | .720 18.288 | .920 23.368 |
| .002 .051 | .130 3.302 | .330 8.382 | .530 13.462 | .730 18.542 | .930 23.622 |
| .003 .076 | .140 3.556 | .340 8.636 | .540 13.716 | .740 18.796 | .940 23.876 |
| .004 .102 | .150 3.810 | .350 8.890 | .550 13.970 | .750 19.050 | .950 24.130 |
| .005 .127 | .160 4.064 | .360 9.144 | .560 14.224 | .760 19.304 | .960 24.384 |
| .006 .152 | .170 4.318 | .370 9.398 | .570 14.478 | .770 19.558 | .970 24.638 |
| .007 .178 | .180 4.572 | .380 9.652 | .580 14.732 | .780 19.812 | .980 24.892 |
| .008 .203 | .190 4.826 | .390 9.906 | .590 14.986 | .790 20.066 | .990 25.146 |
| .009 .229 | .200 5.080 | .400 10.160 | .600 15.240 | .800 20.320 | |
| .010 .254 | .210 5.334 | .410 10.414 | .610 15.494 | .810 20.574 | 1.000 25.400 |
| .020 .508 | .220 5.588 | .420 10.668 | .620 15.748 | .820 20.828 | 2.000 50.800 |
| .030 .762 | .230 5.842 | .430 10.922 | .630 16.002 | .830 21.082 | 3.000 76.200 |
| .040 1.016 | .240 6.096 | .440 11.176 | .640 16.256 | .840 21.336 | 4.000 101.600 |
| .050 1.270 | .250 6.350 | .450 11.430 | .650 16.510 | .850 21.590 | 5.000 127.000 |
| .060 1.524 | .260 6.604 | .460 11.684 | .660 16.764 | .860 21.844 | 10.000 254.000 |
| .070 1.778 | .270 6.858 | .470 11.938 | .670 17.018 | .870 22.098 | 15.000 381.000 |
| .080 2.032 | .280 7.112 | .480 12.192 | .680 17.272 | .880 22.352 | 20.000 508.000 |
| .090 2.286 | .290 7.366 | .490 12.446 | .690 17.526 | .890 22.606 | 25.000 635.000 |
| .100 2.540 | .300 7.620 | .500 12.700 | .700 17.780 | .900 22.860 | 50.000 1270.000 |
| .110 2.794 | .310 7.874 | .510 12.954 | .710 18.034 | .910 23.114 | 100.000 2540.000 |

100% SATISFACTION GUARANTEED
BUY IT NOW!
Click Here To Order

PayPal American Express Discover MasterCard VISA

INCHES and MILLIMETERS CONVERSION CHART — Cont'd

FRACTIONS (inches) TO DECIMALS (inches) and METRIC EQUIVALENTS

| FRACTION (Inches) | = DECIMAL = (Inches) | MM | FRACTION (Inches) | = DECIMAL = (Inches) | MM | | |
|-------------------|----------------------|------|-------------------|----------------------|-------|---------|----------|
| | 1/64 | .016 | .397 | 5/8 | .625 | 15.875 | |
| | 1/32 | .031 | .794 | | 41/64 | .641 | 16.272 |
| | 3/64 | .047 | 1.191 | | 21/32 | .656 | 16.669 |
| 1/16 | | .063 | 1.588 | | 43/64 | .672 | 17.066 |
| | 5/64 | .078 | 1.984 | 11/16 | | .687 | 17.463 |
| | 3/32 | .094 | 2.381 | | 45/64 | .703 | 17.859 |
| | 7/64 | .109 | 2.778 | | 23/32 | .719 | 18.256 |
| | | | | | 47/64 | .734 | 18.653 |
| 1/8 | | .125 | 3.175 | 3/4 | | .750 | 19.050 |
| | 9/64 | .141 | 3.572 | | 49/64 | .766 | 19.447 |
| | 5/32 | .156 | 3.969 | | 25/32 | .781 | 19.844 |
| | 11/64 | .172 | 4.366 | | 51/64 | .797 | 20.241 |
| 3/16 | | .188 | 4.763 | 13/16 | | .813 | 20.638 |
| | 13/64 | .203 | 5.159 | | 53/64 | .828 | 21.034 |
| | 7/32 | .219 | 5.556 | | 27/32 | .844 | 21.431 |
| | 15/64 | .234 | 5.953 | | 55/64 | .859 | 21.828 |
| 1/4 | | .250 | 6.350 | 7/8 | | .875 | 22.225 |
| | 17/64 | .266 | 6.747 | | 57/64 | .891 | 22.622 |
| | 9/32 | .281 | 7.144 | | 29/32 | .906 | 23.019 |
| | 19/64 | .297 | 7.541 | | 59/64 | .922 | 23.416 |
| 5/16 | | .313 | 7.938 | 15/16 | | .938 | 23.813 |
| | 21/64 | .328 | 8.334 | | 61/64 | .953 | 24.209 |
| | 11/32 | .344 | 8.731 | | 21/32 | .969 | 24.606 |
| | 23/64 | .359 | 9.128 | | 63/64 | .984 | 25.003 |
| 3/8 | | .375 | 9.525 | 1 | | 1.000 | 25.400 |
| | 25/64 | .391 | 9.922 | 2 | | 2.000 | 50.800 |
| | 13/32 | .406 | 10.319 | 3 | | 3.000 | 76.200 |
| | 27/64 | .422 | 10.716 | 4 | | 4.000 | 101.600 |
| 7/16 | | .438 | 11.113 | 5 | | 5.000 | 127.000 |
| | 29/64 | .453 | 11.509 | 10 | | 10.000 | 254.000 |
| | 15/32 | .469 | 11.906 | 15 | | 15.000 | 381.000 |
| | 31/64 | .484 | 12.303 | 20 | | 20.000 | 508.000 |
| 1/2 | | .500 | 12.700 | 25 | | 25.000 | 635.000 |
| | 33/64 | .516 | 13.097 | 50 | | 50.000 | 1270.000 |
| | 17/32 | .531 | 13.494 | 100 | | 100.000 | 2540.000 |
| | 35/64 | .547 | 13.891 | | | | |
| 9/16 | | .563 | 14.288 | | | | |
| | 37/64 | .578 | 14.684 | | | | |
| | 19/32 | .594 | 15.081 | | | | |
| | 39/64 | .609 | 15.478 | | | | |

100% SATISFACTION GUARANTEED

BUY IT NOW!

Click Here To Order

CERTIFICATION LABEL — TYPICAL

Installed in the following locations:

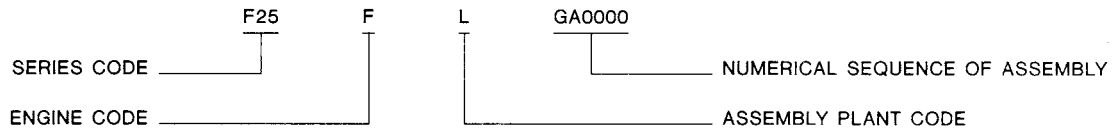
E-F100/350, U150, B, RLatch face of the left front door

The Certification Label includes:

- # 1. Built date (e.g., 8/79) in upper left hand corner which indicates the month and year in which the unit was built.
- # 2. Vehicle Identification Number (first line).
 - a. 1980 number has 11 digits and identifies Series, Engine, Assembly Plant and Numerical Sequence of Assembly.
 - b. 1981/ number has 17 digits and identifies the World Manufacturer Identifier Code, Brakes/GVWR, Series, Engine, Model Year, Assembly Plant and Numerical Sequence of Assembly.
- # ONLY ON VEHICLES HAVING BACK-OF-CAB EQUIPMENT INSTALLED AT ASSEMBLY PLANT (PICKUP BOXES, TRACTOR-TRAILER PACKAGE, ETC.)

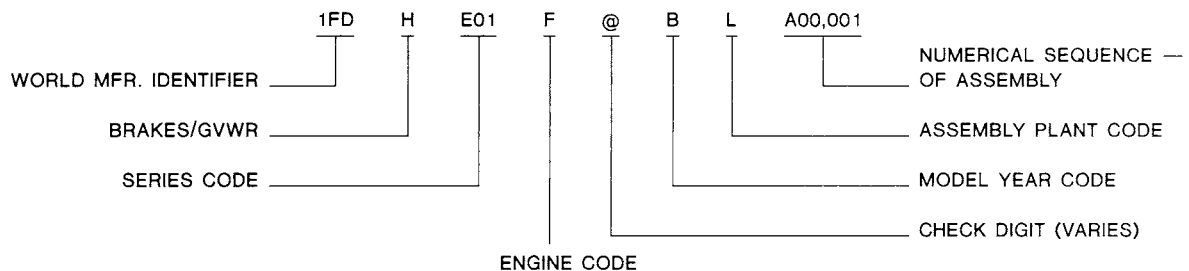
The codes shown below are listed on pages 18 thru 32.

1980 FIRST LINE (F25FL GA0000) VEHICLE IDENTIFICATION NUMBER



- "8/79" — Built during August, 1979
- "F25" — F250 2 Wheel Drive Pickup
- "F" — 8 cyl. 302 5.0 Litre Engine
- "L" — Assembled at Michigan Truck Plant
- "GA0000" — First unit built at Michigan Truck Plant

1981/ FIRST LINE (1FDHE01F@BLA00,001) VEHICLE IDENTIFICATION NUMBER



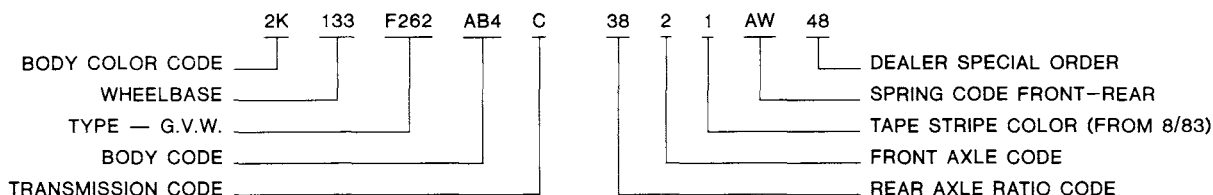
- "1FD" — Manufactured by Ford Motor Co., U.S.A., as an incomplete vehicle
- "H" — Hydraulic Brakes, Class G (8501—9000 pounds)
- "E01" — E100 Series
- "F" — 8 cyl. 302 (5.0 litre) 2/B Engine
- "@" — Check Digit (internal usage)
- "B" — Model Year 1981
- "L" — Assembly Plant — Michigan Truck
- "A00,001" — First Unit Built

100% SATISFACTION GUARANTEED
BUY IT NOW!
 Click Here To Order

Payment logos: PayPal, American Express, Discover, MasterCard, VISA

CERTIFICATION LABEL — TYPICAL — Cont'd

| | | | |
|--|----------------|-----------------|------------------------|
| MFD. BY FORD MOTOR CO. IN U.S.A. | | | |
| DATE: 8/79 | GVWR: 7650 | | |
| FRONT GAWR: 3050 | 1383 KG | WITH TIRES RIMS | REAR GAWR: 5300 |
| F78 - 15B | 15 x 5.5K | AT 32 PSI COLD | 2404 KG |
| | | | F78 - 15B |
| | | | 15 x 5.5 K |
| | | | AT 32 PSI COLD |
| THIS VEHICLE CONFORMS TO ALL APPLICABLE FEDERAL MOTOR VEHICLE SAFETY STANDARDS IN EFFECT ON THE DATE OF MANUFACTURE SHOWN ABOVE. | | | |
| VEHICLE IDENTIFICATION NO. F25FLGA0000 (1980) | | | |
| 1FDHE01F@BLA00,001 (1981) | | | |
| TYPE TRUCK | | | |
| EXTERIOR WB | PAINT TYPE-GVW | COLORS BODY | TRANS AXLE TAPE SPRING |
| 133 | F262 | AB4 | C 38 2 1 AW |
| | | 2K | 48 DSO |



- "2K" — Candy Apple Red
- "133" — 133" Wheelbase
- "F262" — F250 with 2 wheel drive unit with necessary equipment to rate the given G.V.W.
- "AB" — Material and Seat Type — Vinyl Blue @
- "4" — Styleside Pickup
- "C" — Ford Manual 3 Speed-Transmission
- "38" — Dana (Spicer) Model 60-rear axle with a ratio of 3.73 and a capacity of 5.3M
- "2" — Limited slip front axle
- "1" — Tape stripe color (From 8/83)
- "AW" — Spring code front — rear
- "48" — Dealer special order

1981/ VEHICLE IDENTIFICATION NUMBER 1FD HEO1F@BLA00,001
 THE FIRST 3 DIGITS OF THE VEHICLE IDENTIFICATION NUMBER INDICATES THE WORLD MANUFACTURER IDENTIFIER.

FORD MOTOR COMPANY WORLD MANUFACTURER IDENTIFIER — TRUCKS

| CODE | MANUFACTURER | MAKE | TYPE |
|-------|------------------------------------|------|--|
| 1 F M | Ford Motor Company, USA | Ford | MPV/Bus |
| 1 F T | Ford Motor Company, USA | Ford | Truck (Complete Vehicle) |
| 1 F D | Ford Motor Company, USA | Ford | Incomplete Vehicle |
| 1 F C | Ford Motor Company, USA | Ford | Truck Stripped Chassis |
| 1 F B | Ford Motor Company, USA | Ford | Bus |
| 1 F F | Ford Motor Company, USA | Ford | Motor Vehicle w/out Glider |
| 2 F D | Ford Motor Company of Canada, Ltd. | Ford | Incomplete Vehicle |
| 2 F C | Ford Motor Company of Canada, Ltd. | Ford | Truck Stripped Chassis |
| 2 F B | Ford Motor Company of Canada, Ltd. | Ford | Bus |
| 2 F F | Ford Motor Company of Canada, Ltd. | Ford | Motor Vehicle Equipment w/o Engine/Powertrain (Glider) |
| 2 F M | Ford Motor Company of Canada, Ltd. | Ford | Multipurpose Vehicle |
| 2 F T | Ford Motor Company of Canada, Ltd. | Ford | Complete Vehicle |

@Refer to appropriate Soft Trim section for complete instructions and trim code listing. F & T (Front & Total reserve load weight) accessory weight which can be added to front and rear axle without recertification. Refer to pages 33 thru 36 for accessory weight charts for 1980/ vehicles.

CERTIFICATION LABEL — TYPICAL — Cont'd

FORD MOTOR COMPANY WORLD MANUFACTURER IDENTIFIER — Cont'd

| CODE | MANUFACTURER | MAKE | TYPE |
|-------|---------------------------------|------|--|
| J C 2 | Toyo Kogyo Company, Ltd., Japan | Ford | Truck (Complete Vehicle) (Imported Courier) |
| J C 4 | Toyo Kogyo Company, Ltd., Japan | Ford | Incomplete Vehicle (Imported Courier) |

1981/ VEHICLE IDENTIFICATION NUMBER 1FTD H E01F@BLA00,001

THE FOURTH DIGIT OF THE VEHICLE IDENTIFICATION
NUMBER INDICATES BRAKE SYSTEM AND GVWR CLASS.

GVWR CLASS FOR TRUCKS, BUSES and INCOMPLETE VEHICLES

| Hydraulic Brake System | | | Air Brake System | | |
|------------------------|------------|-------------------------------|------------------|------------|------------------------|
| VIN CODE | GVWR CLASS | | VIN CODE | GVWR CLASS | |
| A | Class A | Not greater than 3,000 pounds | T | Class 3 | 10,001–14,000 pounds |
| B | Class B | 3,001–4,000 pounds | U | Class 4 | 14,001–16,000 pounds |
| C | Class C | 4,001–5,000 pounds | V | Class 5 | 16,001–19,500 pounds |
| D | Class D | 5,001–6,000 pounds | W | Class 6 | 19,501–26,000 pounds |
| E | Class E | 6,001–7,000 pounds | X | Class 7 | 26,001–33,000 pounds |
| F | Class F | 7,001–8,000 pounds | Y | Class 8 | 33,001–55,000 pounds |
| G | Class G | 8,001–8,500 pounds | Z | Class 8 | 55,001 pounds and over |
| H | Class G | 8,501–9,000 pounds | | | |
| J | Class H | 9,001–10,000 pounds | | | |
| K | Class 3 | 10,001–14,000 pounds | | | |
| L | Class 4 | 14,001–16,000 pounds | | | |
| M | Class 5 | 16,001–19,500 pounds | | | |
| N | Class 6 | 19,501–26,000 pounds | | | |
| P | Class 7 | 26,001–33,000 pounds | | | |
| R | Class 8 | 33,001–55,000 pounds | | | |
| S | Class 8 | 55,001 pounds and over | | | |

1981/ VEHICLE IDENTIFICATION NUMBER 1FDHE01F@ B La00,001

THE TENTH DIGIT OF THE VEHICLE IDENTIFICATION
NUMBER INDICATES THE VEHICLE MODEL YEAR.

VEHICLE MODEL YEAR

| VIN CODE | YEAR | VIN CODE | YEAR | VIN CODE | YEAR | VIN CODE | YEAR |
|----------|------|----------|------|----------|------|----------|------|
| A | 1980 | J | 1988 | T | 1996 | 4 | 2004 |
| B | 1981 | K | 1989 | V | 1997 | 5 | 2005 |
| C | 1982 | L | 1990 | W | 1998 | 6 | 2006 |
| D | 1983 | M | 1991 | X | 1999 | 7 | 2007 |
| E | 1984 | N | 1992 | Y | 2000 | 8 | 2008 |
| F | 1985 | P | 1993 | 1 | 2001 | 9 | 2009 |
| G | 1986 | R | 1994 | 2 | 2002 | A | 2010 |
| H | 1987 | S | 1995 | 3 | 2003 | B | 2011 |



BUY IT NOW!

Click Here To Order 







CERTIFICATION LABEL — Cont'd

| 1980 | SERIES CODES | 1981/ |
|--|--------------|---|
| VEHICLE IDENTIFICATION NUMBER F25 FLGA5000 THE FIRST 3 DIGITS OF THE VEHICLE IDENTIFICATION NUMBER INDICATE THE TRUCK SERIES. | | VEHICLE IDENTIFICATION NUMBER 1FDH E01 F@BLA00,001 THE FIFTH, SIXTH AND SEVENTH DIGITS OF THE VEHICLE IDENTIFICATION NUMBER INDICATE THE TRUCK SERIES. |

THE FOLLOWING CHARTS LIST THESE CODES AND THE TRUCK MODEL WHICH THEY REPRESENT

| CODE | YEAR | DESCRIPTION | G.V.W. RATING | CATALOGED AS — | CODE | YEAR | DESCRIPTION | G.V.W. RATING | CATALOGED AS — |
|------|-------|-----------------------------------|---------------|----------------|------|-------|---------------------------------------|---------------|-------------------------|
| A11 | 86/ | Window Wagon | ● | A | F37 | 80/ | Chassis and Cab | ● | F350 -- 2/W/D |
| A14 | 86/ | Cargo Van | ● | A | F38 | 81/ | Chassis and Cab | ● | F350 -- 4/W/D |
| A15 | 86/ | Window Van | ● | A | F47 | 88/ | Chassis and Cab | ● | F (Super Duty) -- 2/W/D |
| A31 | 89 | Window Wagon | ● | A | | | | | |
| A34 | 89 | Cargo Van | ● | A | F53 | 88/ | RV Motorhome (Stripped Chassis) | ● | F53 |
| A35 | 89 | Base | ● | A | | | | | |
| E01 | 80/83 | Club Wagon | ● | E100 | F59 | 88/ | Commercial Vehicle (Stripped Chassis) | ● | F59 |
| E04 | 80/83 | Cargo Van | ● | E100 | | | | | |
| E05 | 80/83 | Window Van | ● | E100 | R10 | 83/ | Ranger Pickup | ● | R -- 2/W/D |
| E06 | 80/83 | Display Van | ● | E100 | R11 | 83/ | Ranger Pickup | ● | R -- 4/W/D |
| E11 | 80/ | Club Wagon | ● | E150 | R12 | 83/87 | Ranger Non Pickup | ● | 2/W/D |
| E14 | 80/ | Cargo Van | ● | E150 | R14 | 86/ | Super Cab Pickup | ● | R -- 2/W/D |
| E15 | 80/88 | Window Van | ● | E150 | R15 | 86/ | Super Cab Pickup | ● | R -- 4/W/D |
| E16 | 80/85 | Display Van | ● | E150 | S11 | 80/83 | Super Club Wagon | ● | E150 |
| E21 | 80/ | Club Wagon | ● | E250 | S14 | 80/ | Super Cargo Van | ● | E150 |
| E24 | 80/ | Cargo Van | ● | E250 | S15 | 80/88 | Super Window Van | ● | E150 |
| E25 | 80/ | Window Van | ● | E250 | S16 | 80/84 | Super Display Van | ● | E150 |
| E26 | 80/85 | Display Van | ● | E250 | S21 | 80/84 | Super Club Wagon | ● | E250 |
| E30 | 81/ | Cutaway Cab—R.V. | ● | E350 | S24 | 80/ | Super Cargo Van | ● | E250 |
| E33 | 86/ | Stripped—R.V. | ● | E350 | S25 | 80/87 | Super Window Van | ● | E250 |
| E34 | 80/ | Cargo Van | ● | E350 | S26 | 80/84 | Super Display Van | ● | E250 |
| E35 | 80/89 | Window Van | ● | E350 | S31 | 80/ | Super Club Wagon | ● | E350 |
| E36 | 80/85 | Display Van | ● | E350 | S34 | 80/ | Super Cargo Van | ● | E350 |
| E37 | 80/ | Cutaway Cab—Commercial | ● | E350 | S35 | 80/88 | Super Window Van | ● | E350 |
| | | | | | S36 | 80/84 | Super Display Van | ● | E350 |
| E38 | 80/84 | Cutaway Cab w/Parcel Delivery Van | ● | E350 | U12 | 86/ | Bronco II | ● | B Series -- 2/W/D |
| | | | | | U14 | 84/ | Bronco II | ● | B Series -- 4/W/D |
| E39 | 85/ | Cutaway Cab Commercial Stripped | ● | E350 | U15 | 80/ | Bronco Wagon | ● | U150 -- 4/W/D |
| | | | | | W25 | 83 | Pickup—Crew Cab | ● | F250 -- 2/W/D |
| F10 | 80/83 | Pickup | ● | F100 -- 2/W/D | W27 | 83 | Non Pickup -- Crew Cab | ● | F250 -- 2/W/D |
| F14 | 80/ | Pickup | ● | F150 -- 4/W/D | W35 | 83/ | Pickup—Crew Cab | ● | F350 -- 2/W/D |
| F15 | 80/ | Pickup | ● | F150 -- 2/W/D | W36 | 83/ | Pickup—Crew Cab | ● | F350 -- 4/W/D |
| F17 | 84 | Chassis and Cab | ● | F150 -- 2/W/D | W37 | 83 | Non Pickup—Crew Cab | ● | F350 -- 2/W/D |
| F18 | 84 | Chassis and Cab | ● | F150 -- 4/W/D | W38 | 83 | Non Pickup—Crew Cab | ● | F350 -- 4/W/D |
| F25 | 80/ | Pickup | ● | F250 -- 2/W/D | X14 | 80/ | Super Cab Pickup | ● | F150 -- 4/W/D |
| F26 | 80/ | Pickup | ● | F250 -- 4/W/D | X15 | 80/ | Super Cab Pickup | ● | F150 -- 2/W/D |
| F27 | 80/85 | Chassis and Cab | ● | F250 -- 2/W/D | X25 | 80/ | Super Cab Pickup | ● | F250 -- 2/W/D |
| F28 | 81/84 | Chassis and Cab | ● | F250 -- 4/W/D | X26 | 80/ | Super Cab Pickup | ● | F250 -- 4/W/D |
| F35 | 80/ | Pickup | ● | F350 -- 2/W/D | X35 | 80/81 | Super Cab Pickup | ● | F350 -- 2/W/D |
| F36 | 80/ | Pickup | ● | F350 -- 4/W/D | | 88/ | Super Cab Pickup | ● | F350 -- 2/W/D |

● For G.V.W. and related information check Model Code (shown on Warranty Plate) against Model Codes beginning on page 23.
 ▲ Domestic Special Order — refer to page 12 for complete explanation.

100% SATISFACTION GUARANTEED

BUY IT NOW!

Click Here To Order

PayPal Discover MasterCard VISA

CERTIFICATION LABEL — Cont'd

ENGINES CODES

1980

1981/

VEHICLE IDENTIFICATION NUMBER F25 F LGA50000
THE FOURTH DIGIT OF THE VEHICLE IDENTIFICATION
NUMBER INDICATES ENGINE IDENTIFICATION.

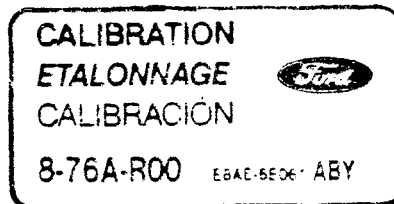
VEHICLE IDENTIFICATION NUMBER 1FDHE01 F @BLA00,001
THE EIGHTH DIGIT OF THE VEHICLE IDENTIFICATION
NUMBER INDICATES ENGINE IDENTIFICATION.

| CODE | YEAR | FUEL | CYL. | C.I.D. | LITRE | TYPE | CODE | YEAR | FUEL | CYL. | C.I.D. | LITRE | TYPE |
|------|-------|------|------|--------|-------|--------------------|------|-------|------|------|--------|-------|--------------------------------------|
| A | 83/ | G | 4 | 140 | 2.3 | EFI | P | 83/84 | D | 4 | 134 | 2.2 | Toyo Kogyo |
| C | 83/88 | G | 4 | 122 | 2.0 | | S | 83/86 | G | 6 | 171 | 2.8 | |
| D | 81/82 | G | 8 | 255 | 4.2 | 2/B | T | 86/ | G | 6 | 177 | 2.9 | EFI |
| D | 85 | CNG | 4 | 140 | 2.3 | | U | 86/ | G | 6 | 183 | 3.0 | EFI |
| E | 80/82 | G | 6 | 300 | 4.9 | 1/B LD | V | 88/ | D | 6 | 210 | 3.4 | |
| | 85/87 | D | 4 | 140 | 2.3 | Turbo (Mitsubishi) | W | 80 | G | 8 | 351 | 5.8 | 2/B |
| F | 80/85 | G | 8 | 302 | 5.0 | 2/B | Y | 83/ | G | 6 | 300 | 4.9 | EFI |
| G | 80/85 | G | 8 | 351 | 5.8 | 2/B | Z | 80/82 | G | 8 | 400 | 6.6 | 2/B |
| | 87/ | G | 8 | 460 | 7.5 | EFI | | 85 | G | — | 140 | 2.3 | Brazil |
| H | 85/ | G | 8 | 351W | 5.8 | 4/B EFI | 0 | 80/ | | | | | D.S.O. Δ |
| L | 80/87 | G | 8 | 460 | 7.5 | 4/B | 1 | 83/87 | D | 8 | 420 | 6.9 | I.H. (Diesel) |
| M* | 83/85 | D | 4 | 226 | 3.7 | White engine | 3 | 83 | G | 6 | 230 | 3.8 | |
| M | 88/ | D | 8 | 446 | 7.3 | | 7 | 80/81 | G | 8 | 351 | 5.8 | 2/B Export low compression—D.S.O. |
| N | 85/ | G | 8 | 302 | 5.0 | EFI | | | | | | | 2/B LPG Conversion |
| | | | | | | | 9 | 82/ | G | 6 | 300 | 4.9 | 2/B |

- For G.V.W. and related information check Model Code (shown on Warranty Plate) against Model Codes beginning on page 22.
- Δ Domestic Special Order — refer to page 12 for complete explanation.
- Fuel — G means Gas; D means Diesel; Tur means Turbo; CNG means Compressed Natural Gas.
- * Special Built

1988/
CALIBRATION PARTS LIST LABEL

A NEW CALIBRATION LABEL HAS BEEN DESIGNED. THIS LABEL LISTS ONLY THE CALIBRATION NUMBER AND IS LOCATED ON THE DRIVERS DOOR OR DOOR POST. (LOCATION WILL VARY WITH EACH VEHICLE). SEE LABEL EXAMPLE FIGURE 1.



SATISFACTORY 100% GUARANTEED

BUY IT NOW!

Click Here To Order

PayPal, American Express, Discover, MasterCard, VISA

CERTIFICATION LABEL — Cont'd

ASSEMBLY PLANT CODES — LIGHT TRUCKS

1980

1981/

VEHICLE IDENTIFICATION NUMBER F25F L GA50000
THE FIFTH DIGIT OF THE VEHICLE IDENTIFICATION NUMBER INDICATES THE PLANT AT WHICH THE VEHICLE WAS ASSEMBLED.

VEHICLE IDENTIFICATION NUMBER 1FDHE01F@B L A00,001
THE ELEVENTH DIGIT OF THE VEHICLE IDENTIFICATION NUMBER INDICATES THE PLANT AT WHICH THE VEHICLE WAS ASSEMBLED.

| CODE | ASSEMBLY PLANT | CODE | ASSEMBLY PLANT |
|------|-------------------|------|----------------|
| C | Ontario Truck | N | Norfolk |
| H | Lorain | P | Twin Cities |
| J | Monterrey, Mexico | S | Pilot Plant |
| K | Kansas City | U | Louisville |
| L | Michigan Truck | Z | St. Louis |

NUMERICAL SEQUENCE OF ASSEMBLY

1980

1981/

VEHICLE IDENTIFICATION NUMBER F25 FL GA50000

VEHICLE IDENTIFICATION NUMBER 1FDH E01F@BL A00,001

| FROM SERIAL NUMBER | TO SERIAL NUMBER | MODEL | CATALOGED AS MODEL YEAR |
|--------------------|------------------|-------|-------------------------|
| GA0,001 | KE9,999 | All | 1980 |
| A00,001 | C99,999 | All | 1981/ |

Due to varying production volumes, the exact serial number or date with which a change becomes effective cannot be determined. When selecting part numbers referenced to serial numbers or dates, the catalog specifications should be used as an aid in selecting the proper part number.

WHEELBASE

THE ACTUAL WHEELBASE IN INCHES IS SHOWN ON THE CERTIFICATION LABEL.

COLOR CODES — EXTERIOR PAINT

THE CODE UNDER "COLOR" INDICATES THE EXTERIOR PAINT COLOR OF THE VEHICLE.

REFER TO THE PAINT SECTION FOR A LISTING OF THESE CODES AND THE PART NUMBER OF THE REQUIRED PAINT.

STANDARDS IN EFFECT ON THE DATE OF MANUFACTURE
VEHICLE IDENTIFICATION NO. F25FLGA0000

TYPE TRUCK

EXTERIOR PAINT COLORS 2K

| WB | TYPE-BODY | BODY | TRANS |
|-----|-----------|------|-------|
| 133 | F262 | AB4 | C |

CERTIFICATION LABEL SHOWN

CERTIFICATION LABEL SHOWN

100% SATISFACTION GUARANTEED

BUY IT NOW!

Click Here To Order

PayPal Discover MasterCard VISA

1980/89 LIGHT TRUCK

GENERAL
INFORMATION 23

CERTIFICATION LABEL — Cont'd

MODEL CODES

THE MODEL CODE INDICATES THE TRUCK SERIES AND THE CORRESPONDING G.V.W. RATING.

THE FOLLOWING CHART LISTS THESE CODES AND THE TRUCK SERIES AND G.V.W. RATING WHICH THEY REPRESENT.

STANDARDS IN EFFECT ON THE DATE OF MANUFACTURE
VEHICLE IDENTIFICATION NO. F25FLGA0000

TYPE TRUCK

| EXTERIOR PAINT COLORS 2K | | | |
|--------------------------|-----------|------|-------|
| WB | TYPE-DRAW | BODY | TRANS |
| 133 | F262 | AB4 | C |

CERTIFICATION LABEL SHOWN

| CODE | YEAR | DESCRIPTION | G.V.W. RATING | CATALOGED AS — | CODE | YEAR | DESCRIPTION | G.V.W. RATING | CATALOGED AS — |
|------|-------|------------------------|---------------|----------------|------|-------|--------------------------|---------------|----------------|
| A111 | 86/88 | Window Wagon (5 Pass.) | 4460 | A | A15M | 87 | Cargo Van | 4720 | A |
| A112 | 86 | Window Wagon (5 Pass.) | 4620 | A | A15P | 89 | Cargo Van | 5200 | A |
| | 87/ | Window Wagon (5 Pass.) | 4660 | A | A318 | 89 | Window Wagon (7 Pass.) | 5040 | A |
| A113 | 86/87 | Window Wagon (7 Pass.) | 4740 | A | A31V | 89 | Window Wagon (7 Pass.) | 5200 | A |
| A114 | 86/89 | Window Wagon (7 Pass.) | 4820 | A | A31W | 89 | Window Wagon (7 Pass.) | 5160 | A |
| A115 | 86/ | Window Wagon (7 Pass.) | 4880 | A | A31Z | 89 | Window Wagon (7 Pass.) | 4740 | A |
| A116 | 86/87 | Window Wagon (7 Pass.) | 4940 | A | A34K | 89 | Cargo Van | 4900 | A |
| A117 | 86/ | Window Wagon (7 Pass.) | 5000 | A | A34M | 89 | Cargo Van | 5200 | A |
| A118 | 86/ | Window Wagon (7 Pass.) | 5040 | A | A35K | 89 | Cargo Van | 4900 | A |
| A11X | 87 | Window Wagon (7 Pass.) | 4960 | A | A35M | 89 | Cargo Van | 5200 | A |
| | 89 | Window Wagon (7 Pass.) | 5100 | A | E010 | 80/82 | Wagon (5 Pass.) | 5400 | E100 |
| A11Y | 87 | Window Wagon (7 Pass.) | 5100 | A | E011 | 80 | Wagon (5 Pass.) | 5700 | E100 |
| | 89 | Window Wagon (7 Pass.) | 4920 | A | | 81/82 | Wagon (5 Pass.) | 5600 | E100 |
| A141 | 86 | Cargo Van | 4060 | A | E012 | 80 | Wagon (5 Pass.) | 5900 | E100 |
| | 87 | Cargo Van | 4200 | A | | 81/82 | Wagon (5 Pass.) | 6000 | E100 |
| A142 | 86 | Cargo Van | 4180 | A | E013 | 80 | Wagon (5 Pass.) | 5900 | E100 |
| | 87 | Cargo Van | 4280 | A | | 81/82 | Wagon (8 Pass.) | 5700 | E100 |
| A143 | 86 | Cargo Van | 4500 | A | E014 | 80 | Wagon (5 Pass.) | 6000 | E100 |
| | 87 | Cargo Van | 4620 | A | | 81/82 | Wagon (8 Pass.) | 5900 | E100 |
| | 88 | Cargo Van | 4720 | A | E015 | 81/82 | Wagon (8 Pass.) | 6000 | E100 |
| A144 | 86 | Cargo Van | 5060 | A | E040 | 80/82 | Cargo Van | 5200 | E100 |
| | 87 | Cargo Van | 5120 | A | E041 | 80 | Cargo Van | 5700 | E100 |
| A14B | 89 | Cargo Van | 4720 | A | | 81/82 | Cargo Van | 5600 | E100 |
| A14F | 89 | Cargo Van | 5120 | A | | 83 | Cargo Van | 5200 | E100 |
| A14J | 87 | Cargo Van | 4240 | A | E050 | 80/82 | Window Van | 5200 | E100 |
| | 89 | Cargo Van | 4820 | A | E051 | 80 | Window Van | 5700 | E100 |
| A14K | 87 | Cargo Van | 4300 | A | | 81/82 | Window Van | 5600 | E100 |
| A14L | 87 | Cargo Van | 4640 | A | | 83 | Window Van | 5200 | E100 |
| | 89 | Cargo Van | 5160 | A | E060 | 80/82 | Display Van | 5200 | E100 |
| A14M | 87 | Cargo Van | 4720 | A | E061 | 80 | Display Van | 5700 | E100 |
| A14P | 89 | Cargo Van | 5200 | A | | 81/82 | Display Van | 5600 | E100 |
| A151 | 86 | Window Van | 4060 | A | | 83 | Display Van | 5200 | E100 |
| | 87 | Window Van | 4200 | A | E110 | 80 | Wagon (5 Pass.) | 6200 | E150 |
| A152 | 86 | Window Van | 4180 | A | | 81/84 | Wagon (5 Pass.) | 6000 | E150 |
| | 87 | Window Van | 4280 | A | E111 | 80 | Wagon (5 Pass.) | 6300 | E150 |
| A153 | 86 | Window Van | 4500 | A | | 81/84 | Wagon (5 Pass.) | 6200 | E150 |
| | 87 | Window Van | 4620 | A | E112 | 80 | Wagon (5 Pass.) | 6200 | E150 |
| | 88 | Window Van | 4720 | A | | 81/83 | Wagon (5 Pass.) | 6000 | E150 |
| A154 | 86 | Window Van | 5060 | A | | 84/85 | Wagon (5 Pass.) | 6050 | E150 |
| | 87/88 | Window Van | 5120 | A | | 86 | Wagon (5 Pass.) 138" W/B | 6200 | E150 |
| A15B | 89 | Cargo Van | 4720 | A | | 87/ | Wagon (5 Pass.) 138" W/B | 6600 | E150 |
| A15F | 89 | Cargo Van | 5120 | A | E113 | 80 | Wagon (5 Pass.) | 6400 | E150 |
| A15J | 87 | Cargo Van | 4240 | A | | 81/84 | Wagon (5 Pass.) | 6200 | E150 |
| | 89 | Cargo Van | 4820 | A | E114 | 80/88 | Wagon (5 Pass.) 138" W/B | 6600 | E150 |
| A15K | 87 | Cargo Van | 4300 | A | E115 | 80 | Wagon (8 Pass.) | 6200 | E150 |
| A15L | 87 | Cargo Van | 4640 | A | | 81/84 | Wagon (8 Pass.) | 6050 | E150 |
| | | | 5160 | A | | | | | |

COPYRIGHT © 1994 - FORD MOTOR - DEARBORN, MICHIGAN
COMPANY

Final Issue



BUY IT NOW!

Click Here To Order



CERTIFICATION LABEL — Cont'd

MODEL CODES — Cont'd

| CODE | YEAR | DESCRIPTION | G.V.W. RATING | CATALOGED AS — | CODE | YEAR | DESCRIPTION | G.V.W. RATING | CATALOGED AS — |
|------|--------------------|--------------------------|---------------|----------------|---------------------|----------------------|----------------------|---------------|----------------|
| E116 | 80 | Wagon (8 Pass.) | 6500 | E150 | E152 | 81/83 | Window Van 138" W/B | 6300 | E150 |
| | 81/84 | Wagon (8 Pass.) | 6200 | E150 | | 83 | Window Van | 6350 | E150 |
| E117 | 80 | Wagon (5 Pass.) | 6400 | E150 | 84/85 | Window Van 124" W/B | 5950 | E150 | |
| | 81/84 | Wagon (8 Pass.) | 6300 | E150 | 86 | Window Van 124" W/B | 6000 | E150 | |
| E118 | 81/84 | Wagon (8 Pass.) | 6500 | E150 | 87/88 | Window Van 124" W/B | 6100 | E150 | |
| E119 | 80/84 | Wagon (8 Pass.) | 6600 | E150 | 84 | Window Van 138" W/B | 5850 | E150 | |
| E11B | 81/83 | Wagon (8 Pass.) | 6100 | E150 | 85 | Window Van 138" W/B | 5900 | E150 | |
| | 84/85 | Wagon (8 Pass.) | 6150 | E150 | 86 | Window Van 138" W/B | 6000 | E150 | |
| | 86 | Wagon (8 Pass.) 138" W/B | 6200 | E150 | E153 | 87/88 | Window Van 138" W/B | 6100 | E150 |
| | 87 | Wagon (8 Pass.) 138" W/B | 6500 | E150 | 81/82 | Window Van | 6300 | E150 | |
| E11C | 81/84 | Wagon (8 Pass.) | 6300 | E150 | 84 | Window Van 124" W/B | 6350 | E150 | |
| E11D | 81/87 | Wagon (8 Pass.) 138" W/B | 6600 | E150 | 85 | Cargo Van 124" W/B | 6300 | E150 | |
| E140 | 80 | Cargo Van | 6200 | E150 | 84/85 | Window Van 138" W/B | 6300 | E150 | |
| | 81 | Cargo Van | 5900 | E150 | 86 | Window Van 138" W/B | 6400 | E150 | |
| | 82 | Cargo Van | 5950 | E150 | 87/88 | Window Van 138" W/B | 6500 | E150 | |
| E141 | 80 | Cargo Van | 6300 | E150 | E160 | 80 | Display Van | 6200 | E150 |
| | 81/83 | Cargo Van 138" W/B | 5850 | E150 | 81 | Display Van | 5900 | E150 | |
| | 83 | Cargo Van 124" W/B | 5950 | E150 | 82 | Display Van | 5950 | E150 | |
| | 84 | Cargo Van 124" W/B | 5260 | E150 | E161 | 80 | Display Van | 6300 | E150 |
| | 85 | Cargo Van 124" W/B | 5250 | E150 | 81/83 | Display Van 138" W/B | 5850 | E150 | |
| | 86 | Cargo Van 124" W/B | 5300 | E150 | 83 | Display Van 124" W/B | 5950 | E150 | |
| | 87/ | Cargo Van 124" W/B | 5500 | E150 | 84 | Window Van 124" W/B | 5260 | E150 | |
| | 84/85 | Cargo Van 138" W/B | 5250 | E150 | 85 | Window Van 124" W/B | 5250 | E150 | |
| | 86 | Cargo Van 138" W/B | 5300 | E150 | 86 | Window Van 124" W/B | 5300 | E150 | |
| | 87/ | Cargo Van 138" W/B | 5400 | E150 | 84/85 | Window Van 138" W/B | 5250 | E150 | |
| E142 | 88/ | Cargo Van 138" W/B | 5500 | E150 | 86 | Window Van 138" W/B | 5300 | E150 | |
| | 81/83 | Cargo Van 138" W/B | 6300 | E150 | E162 | 81/83 | Display Van 138" W/B | 6300 | E150 |
| | 83 | Cargo Van | 6350 | E150 | 83 | Display Van | 6350 | E150 | |
| | 84 | Cargo Van 138" W/B | 5850 | E150 | 84/85 | Window Van 124" W/B | 5950 | E150 | |
| | 85 | Cargo Van 138" W/B | 5900 | E150 | 86/87 | Window Van 124" W/B | 6000 | E150 | |
| | 86 | Cargo Van 138" W/B | 6000 | E150 | 84 | Window Van 138" W/B | 5850 | E150 | |
| | 87/ | Cargo Van 138" W/B | 6100 | E150 | 85 | Window Van 138" W/B | 5900 | E150 | |
| | 84/85 | Cargo Van 124" W/B | 5950 | E150 | 86/87 | Window Van 138" W/B | 6000 | E150 | |
| 86 | Cargo Van 124" W/B | 6000 | E150 | E163 | 81/82 | Display Van | 6300 | E150 | |
| 87/ | Cargo Van 124" W/B | 6100 | E150 | 84 | Window Van 124" W/B | 6350 | E150 | | |
| E143 | 81/82 | Cargo Van | 6300 | E150 | 84 | Cargo Van 124" W/B | 6300 | E150 | |
| | 84 | Cargo Van 124" W/B | 6350 | E150 | 84/85 | Window Van 138" W/B | 6300 | E150 | |
| | 85 | Cargo Van 124" W/B | 6300 | E150 | 86/87 | Window Van 138" W/B | 6400 | E150 | |
| | 84/85 | Cargo Van 138" W/B | 6300 | E150 | E210 | 80 | Wagon (5 Pass.) | 6800 | E250 |
| | 86 | Cargo Van 138" W/B | 6400 | E150 | E212 | 80 | Wagon (5 Pass.) | 7400 | E250 |
| | 87/ | Cargo Van 138" W/B | 6500 | E150 | E211 | 80 | Wagon (5 Pass.) | 7100 | E250 |
| E150 | 80 | Window Van | 6200 | E150 | 82 | Wagon (5 Pass.) | 6900 | E250 | |
| | 81 | Window Van | 5900 | E150 | 83 | Wagon (5 Pass.) | 7500 | E250 | |
| | 82 | Window Van | 5950 | E150 | 82 | Wagon (5 Pass.) | 7300 | E250 | |
| E151 | 80 | Window Van | 6300 | E150 | 83 | Wagon (5 Pass.) | 7900 | E250 | |
| | 81/83 | Window Van 138" W/B | 5850 | E150 | E213 | 80 | Wagon (5 Pass.) | 7600 | E250 |
| | 83 | Window Van 124" W/B | 5950 | E150 | 82 | Wagon (5 Pass.) | 7600 | E250 | |
| | 84 | Window Van 124" W/B | 5260 | E150 | 83 | Wagon (5 Pass.) | 8100 | E250 | |
| | 85 | Window Van 124" W/B | 5250 | E150 | E214 | 80 | Wagon (5 Pass.) | 7900 | E250 |
| | 86 | Window Van 124" W/B | 5300 | E150 | 82 | Wagon (5 Pass.) | 7900 | E250 | |
| | 87/88 | Window Van 124" W/B | 5500 | E150 | E215 | 80 | Wagon (5 Pass.) | 8100 | E250 |
| | 84/85 | Window Van 138" W/B | 5250 | E150 | 82 | Wagon (5 Pass.) | 8100 | E250 | |
| | 86 | Window Van 138" W/B | 5300 | E150 | E216 | 80 | Wagon (5 Pass.) | 6900 | E250 |
| | 87/88 | Window Van 138" W/B | 5400 | E150 | 83 | Wagon (5 Pass.) | 7500 | E250 | |



BUY IT NOW!

Click Here To Order



CERTIFICATION LABEL — Cont'd

MODEL CODES — Cont'd

| CODE | YEAR | DESCRIPTION | G.V.W. RATING | CATALOGED AS — | CODE | YEAR | DESCRIPTION | G.V.W. RATING | CATALOGED AS — | |
|-------|-------|---------------------------------|------------------|-------------------|-------|----------------------|---------------------------------------|-----------------------------------|-----------------------------------|-------------|
| E217 | 80 | Wagon (5 Pass.) | 7100 | E250 | E302 | 81/82 | Cutaway Cab — R.V. | 9650 | E350 | |
| | 82 | Wagon (5 Pass.) | 7000 | E250 | | 83/85 | Cutaway Cab — R.V. 138" W.B. | 10250 | E350 | |
| | 83 | Wagon (5 Pass.) | 7900 | E250 | | 85 | Cutaway Cab — R.V. 138" W.B. | 10400 | E350 | |
| E218 | 80 | Wagon (5 Pass.) | 7300 | E250 | 86/ | | Cutaway Cab — R.V. 138" W.B. | 10500 | E350 | |
| | 82 | Wagon (5 Pass.) | 7300 | E250 | E303 | | 81/82 | Cutaway Cab — R.V. | 10250 | E350 |
| | 83 | Wagon (5 Pass.) | 8200 | E250 | | 83/ | Cutaway Cab — R.V. 176" W.B. | 11000 | E350 | |
| E219 | 80 | Wagon (5 Pass.) | 7500 | E250 | | 85/ | Cutaway Cab — R.V. 158" W.B. | 11000 | E350 | |
| | 82 | Wagon (5 Pass.) | 7600 | E250 | E304 | 81/82 | Cutaway Cab — R.V. | 11000 | E350 | |
| E21J | 80 | Wagon (5 Pass.) | 7700 | E250 | | E30P | 83/84 | Cutaway Cab — Commercial Strip | 8650 | E350 |
| | 82 | Wagon (5 Pass.) | 7900 | E250 | | E30Q | 83/84 | Cutaway Cab — Commercial Strip | 9600 | E350 |
| E21K | 80 | Wagon (5 Pass.) | 8200 | E250 | E30T | | 83/84 | Cutaway Cab — Commercial Strip | 9700 | E350 |
| | 82 | Wagon (5 Pass.) | 8200 | E250 | | E30U | 83/84 | Cutaway Cab — Commercial Strip | 9550 | E350 |
| E21P | 81/ | Wagon (11 & 12 Pass.) | 8550 | E250 | E30V | | 83/84 | Cutaway Cab — Commercial Strip | 9800 | E350 |
| E21R | 80 | Wagon (5 Pass.) | 8600 | E250 | | | E333 | 87/88 | Cutaway Cab — Commercial Strip | 11000 |
| E21S | 80/83 | Wagon (11 & 12 Pass.) | 8800 | E250 | | E340 | | 80/82 | Cargo Van | 8550 |
| | 84 | Wagon (11 & 12 Pass.) | 9000 | E250 | E341 | | | 80/82 | Cargo Van | 9500 |
| E240 | 80/81 | Cargo Van | 6750 | E250 | | | 83/84 | Cargo Van | 8750 | E350 |
| | 82 | Cargo Van | 6800 | E250 | | 85/ | Cargo Van 138" W/B | 9400 | E350 | |
| E241 | 80/82 | Cargo Van | 7500 | E250 | E342 | 80/81 | Cargo Van | 9750 | E350 | |
| | 83 | Cargo Van | 6750 | E250 | | 84/ | Cargo Van 138" | 9500 | E350 | |
| | 84/85 | Cargo Van | 6800 | E250 | | E350 | 80/82 | Window Van | 8550 | E350 |
| | 86 | Cargo Van 138" W/B | 6900 | E250 | E351 | | 80/82 | Window Van | 9500 | E350 |
| | 87/ | Cargo Van 138" W/B | 7200 | E250 | | | 83/84 | Window Van | 8750 | E350 |
| E242 | 80/81 | Cargo Van | 8250 | E250 | | E352 | 85/ | Window Van 138" W/B | 9400 | E350 |
| | 84/85 | Cargo Van | 7500 | E250 | 80/81 | | Window Van | 9750 | E350 | |
| | 86/ | Cargo Van 138" W/B | 7900 | E250 | 85/88 | | Window Van 138" W/B | 9500 | E350 | |
| E250 | 80/81 | Window Van | 6750 | E250 | E353 | 87 | Cutaway Cab — RV 158"/176" W/B | 11000 | E350 | |
| | 82 | Window Van | 6800 | E250 | | E360 | 80/82 | Display Van | 8550 | E350 |
| | E251 | 80/82 | Window Van | 7500 | | | E250 | E361 | 80/82 | Display Van |
| 83 | | Window Van | 6750 | E250 | 83/84 | | Display Van | | 8750 | E350 |
| 84/85 | | Window Van | 6800 | E250 | 85/87 | Display Van 138" W/B | 9400 | | E350 | |
| 86 | | Window Van 138" W/B | 6900 | E250 | E362 | 80/81 | Display Van | 9750 | E350 | |
| 87/88 | | Cargo Van 138" W/B | 7200 | E250 | | 85 | Display Van | 9500 | E350 | |
| E252 | 80/81 | Window Van | 8250 | E250 | E370 | 80 | Cutaway Cab | 8700 | E350 | |
| | 84/85 | Window Van | 7500 | E250 | | E371 | 80 | Cutaway Cab | 8800 | E350 |
| | 86/88 | Window Van 138" W/B | 7900 | E250 | | | 83/85 | Cutaway Cab — Commercial | 8900 | E350 |
| E260 | 80/81 | Display Van | 6750 | E250 | 85 | | Cutaway Cab — Commercial | 9800 | E350 | |
| | 82 | Display Van | 6800 | E250 | | 86/ | Cutaway Cab — Commercial 138" W.B. | 10000 | E350 | |
| E261 | 80/82 | Display Van | 7500 | E250 | | | | | | |
| | 83 | Display Van | 6750 | E250 | | | | | | |
| | 84/85 | Display Van | 6800 | E250 | | | | | | |
| | 86/87 | Display Van 138" W/B | 6900 | E250 | | | | | | |
| E262 | 80/81 | Display Van | 8250 | E250 | | | | | | |
| | 84/85 | Display Van | 7500 | E250 | | | | | | |
| | 86/87 | Display Van 138" W/B | 7900 | E250 | | | | | | |
| E300 | 81/82 | Cutaway Cab — R.V. | 8650 | E350 | | | | | | |
| E301 | 81/82 | Cutaway Cab — R.V. | 8800 | E350 | | | | | | |
| | 83/84 | Cutaway Cab — R.V. | 9700 | E350 | | | | | | |
| | 85 | Cutaway Cab — R.V. 138" W.B. | 9750 & 9400 | E350 | | | | | | |

100% SATISFACTION GUARANTEED

BUY IT NOW!

Click Here To Order

CERTIFICATION LABEL — Cont'd

MODEL CODES — Cont'd

| CODE | YEAR | DESCRIPTION | G.V.W. RATING | CATALOGED AS — | CODE | YEAR | DESCRIPTION | G.V.W. RATING | CATALOGED AS — | | |
|------|-------|--|---------------|----------------|-------|-----------------|-----------------------------------|--------------------------------|--|-----------------------------------|----------|
| E372 | 80 | Cutaway Cab | 9700 | E350 | E37T | 81/82 | Cutaway Cab — Commercial Strip | 9700 | D.S.O. Δ | | |
| | 83 | Cutaway Cab — Commercial | 9700 | E350 | | E37U | 80/87 | Cutaway Cab — Commercial Strip | 9550 | D.S.O. Δ | |
| | 84 | Cutaway Cab — Commercial | 9800 | E350 | E37V | | 80/82 | Cutaway Cab — Commercial Strip | 9800 | D.S.O. Δ | |
| | 85 | Cutaway Cab — Commercial | 10000 | E350 | | | E37W | 80 | Cutaway Cab — Commercial | 8900 | E350 |
| | 86 | Cutaway Cab — Commercial 138" W/B | 10100 | E350 | | | | 85/87 | Cutaway Cab — Commercial 158"/176" W/B | 10000 | D.S.O. Δ |
| | 87/ | Cutaway Cab — Commercial 138" W/B | 10300 | E350 | E37X | | 80 | Cutaway Cab — Commercial | 9200 | E350 | |
| | E373 | 80 | Cutaway Cab | 10250 | | E350 | E37Y | 80 | Cutaway Cab — Commercial | 9700 | E350 |
| 83 | | Cutaway Cab — Commercial | 9650 | E350 | | E37Z | | 80 | Cutaway Cab — Commercial | 9750 | E350 |
| 84 | | Cutaway Cab — Commercial | 10000 | E350 | | | | E380 | 80/82 | Cutaway Cab w/Parcel Delivery Van | 8700 |
| 85 | | Cutaway Cab — Commercial | 9800 | E350 | | E381 | 80/81 | | Cutaway Cab w/Parcel Delivery Van | 8750 | E350 |
| 86 | | Cutaway Cab — Commercial 158" W/B | 10100 | E350 | | | 82 | | Cutaway Cab w/Parcel Delivery Van | 8900 | E350 |
| 87/ | | Cutaway Cab — Commercial 158" W/B | 10700 | E350 | | | 83/84 | | Cutaway Cab w/Parcel Delivery Van | 8750 | E350 |
| E374 | 80 | Cutaway Cab | 11000 | E350 | 85 | Parcel Delivery | 9700 | E350 | | | |
| | 84 | Cutaway Cab — Commercial | 9700 | E350 | E382 | 80/84 | Cutaway Cab w/Parcel Delivery Van | 9700 | E350 | | |
| | 87 | Cutaway Cab — Commercial | 10,800 | E350 | | 85 | Parcel Delivery | 10000 | E350 | | |
| E375 | 87 | Cutaway Cab — Commercial | 11,000 | E350 | E383 | 80/82 | Cutaway Cab w/Parcel Delivery Van | 10000 | E350 | | |
| E37B | 81 | Cutaway Cab — Commercial | 8850 | E350 | | 83 | Cutaway Cab w/Parcel Delivery Van | 9950 | E350 | | |
| | 82 | Cutaway Cab — Commercial | 8900 | E350 | | 84 | Cutaway Cab w/Parcel Delivery Van | 10000 | E350 | | |
| E37C | 81/82 | Cutaway Cab — Commercial | 9200 | E350 | E39U | 85/86 | Strip Chassis | 9200 | E350 | | |
| E37D | 81/82 | Cutaway Cab — Commercial | 9700 | E350 | | 87/ | Strip Chassis 136/158" W/B | 9400 | E350 | | |
| E37F | 81/82 | Cutaway Cab — Commercial | 9700 | E350 | | E39W | 85/ | Strip Chassis 158" W/B | 10000 | E350 | |
| | | Cutaway Cab — Commercial | 9700 | E350 | F100 | 80/81 | Pickup | 4700 | F100 — — 2/W/D | | |
| E37E | 81/82 | Cutaway Cab — Commercial | 9900 | E350 | | 82 | Pickup | 4650 | F100 — — 2/W/D | | |
| | | Cutaway Cab — Commercial | 9900 | E350 | F101 | 80/81 | Pickup | 4700 | F100 — — 2/W/D | | |
| E37J | 81/82 | Cutaway Cab — Commercial Strip | 10600 | D.S.O. Δ | | 82 | Pickup | 4650 | F100 — — 2/W/D | | |
| | | Cutaway Cab — Commercial Strip | 10600 | D.S.O. Δ | | 83 | Pickup | 4700 | F100 — — 2/W/D | | |
| E37L | 81/87 | Cutaway Cab — Commercial 158" W/B | 10600 | D.S.O. Δ | F102 | 80/81 | Pickup | 5000 | F100 — — 2/W/D | | |
| | | Cutaway Cab — Commercial 158" W/B | 10600 | D.S.O. Δ | | 82 | Pickup | 4900 | F100 — — 2/W/D | | |
| E37M | 81/87 | Cutaway Cab — Commercial 138"/158" W/B | 10250 | D.S.O. Δ | | 83 | Pickup | 4700 | F100 — — 2/W/D | | |
| | | Cutaway Cab — Commercial 138"/158" W/B | 10250 | D.S.O. Δ | F103 | 80/81 | Pickup | 5150 | F100 — — 2/W/D | | |
| E37N | 81/87 | Cutaway Cab — Commercial 158" W/B | 10900 | D.S.O. Δ | | 82 | Pickup | 5050 | F100 — — 2/W/D | | |
| | | Cutaway Cab — Commercial 158" W/B | 10900 | D.S.O. Δ | F104 | 82 | Pickup | 4750 | F100 — — 2/W/D | | |
| E37P | 80/82 | Cutaway Cab — Commercial Strip | 8650 | D.S.O. Δ | F140 | 80 | Pickup | 5600 | F150 — — 4/W/D | | |
| | | Cutaway Cab — Commercial Strip | 8650 | D.S.O. Δ | | 81/82 | Pickup | 5500 | F150 — — 4/W/D | | |
| E37Q | 80/82 | Cutaway Cab — Commercial Strip | 9600 | D.S.O. Δ | | F141 | 80 | Pickup | 5800 | F150 — — 4/W/D | |
| | | Cutaway Cab — Commercial Strip | 9600 | D.S.O. Δ | 81/82 | | Pickup | 5700 | F150 — — 4/W/D | | |
| | | | | | | 83/ | Pickup 117" W/B | 6100 | F150 — — 4/W/D | | |

See page 12 for further information.



BUY IT NOW!

Click Here To Order



CERTIFICATION LABEL — Cont'd

MODEL CODES — Cont'd

| CODE | YEAR | DESCRIPTION | G.V.W. RATING | CATALOGED AS — | CODE | YEAR | DESCRIPTION | G.V.W. RATING | CATALOGED AS — | |
|------|-----------------|-----------------|------------------|-------------------|------|-------|-----------------|------------------|-------------------|---------------|
| F142 | 80 | Pickup | 6150 | F150 -- 4/W/D | F272 | 80/81 | Chassis and Cab | 7650 | F250 -- 2/W/D | |
| | 81/82 | Pickup | 6050 | F150 -- 4/W/D | | 82 | Chassis and Cab | 7800 | F250 -- 2/W/D | |
| | 83/ | Pickup 133" W/B | 6250 | F150 -- 4/W/D | | 83/84 | Chassis and Cab | 7300 | F250 -- 2/W/D | |
| F143 | 80 | Pickup | 6350 | F150 -- 4/W/D | F273 | 80/81 | Chassis and Cab | 7800 | F250 -- 2/W/D | |
| | 81/82 | Pickup | 6250 | F150 -- 4/W/D | | F277 | 81 | Chassis and Cab | 8650 | F250 -- 2/W/D |
| | 85/86 | Pickup | 5600 | F150 -- 4/W/D | | | 82 | Chassis and Cab | 8700 | F250 -- 2/W/D |
| F150 | 80/82 | Pickup | 5250 | F150 -- 2/W/D | | 83/85 | Chassis and Cab | 8600 | F250 -- 2/W/D | |
| F151 | 80/82 | Pickup | 5450 | F150 -- 2/W/D | F278 | 81 | Pickup | 8800 | F250 -- 2/W/D | |
| | 83 | Pickup | 5250 | F150 -- 2/W/D | | 82 | Pickup | 8900 | F250 -- 2/W/D | |
| | 84/ | Pickup 117" W/B | 4800 | F150 -- 2/W/D | | 83/84 | Pickup | 8600 | F250 -- 2/W/D | |
| F152 | 81/83 | Pickup | 5800 | F150 -- 2/W/D | F279 | 81/82 | Pickup | 9200 | F250 -- 2/W/D | |
| | 84/88 | Pickup 133" W/B | 4900 | F150 -- 2/W/D | | 83 | Pickup | 9000 | F250 -- 2/W/D | |
| F153 | 81/83 | Pickup | 6100 | F150 -- 2/W/D | | 84 | Pickup | 9200 | F250 -- 2/W/D | |
| | 84/ | Pickup 117" W/B | 5250 | F150 -- 2/W/D | F283 | 81/82 | Chassis and Cab | 8700 | F250 -- 4/W/D | |
| F154 | 84/ | Pickup 133" W/B | 5450 | F150 -- 2/W/D | | F288 | 83/85 | Pickup | 8600 | F250 -- 4/W/D |
| F155 | 84/86 | Pickup 133" W/B | 6100 | F150 -- 2/W/D | | | 85 | Pickup | 8800 | F250 -- 4/W/D |
| | 87/ | Pickup 133" W/B | 6250 | F150 -- 2/W/D | F350 | 80/81 | Pickup | 8650 | F350 -- 2/W/D | |
| F173 | 84 | Pickup | 5250 | F150 -- 2/W/D | | | 82 | Pickup | 8900 | F350 -- 2/W/D |
| F174 | 84 | Pickup | 5450 | F150 -- 2/W/D | F351 | 80/81 | Pickup | 8700 | F350 -- 2/W/D | |
| F175 | 84 | Pickup | 6100 | F150 -- 2/W/D | | | 82 | Pickup | 9100 | F350 -- 2/W/D |
| F181 | 84 | Pickup | 6100 | F150 -- 4/W/D | | 83/85 | Pickup | 8700 | F350 -- 2/W/D | |
| F182 | 84 | Pickup | 6250 | F150 -- 4/W/D | | 86 | Pickup | 8800 | F350 -- 2/W/D | |
| F250 | 80/81 | Pickup | 6350 | F250 -- 2/W/D | F352 | 80 | Pickup | 9950 | F350 -- 2/W/D | |
| | 82 | Pickup | 6500 | F250 -- 2/W/D | | 82/ | Pickup 133" W/B | 10000 | F350 -- 2/W/D | |
| F251 | 80/82 | Pickup | 6900 | F250 -- 2/W/D | F353 | 80/81 | Pickup | 10000 | F350 -- 2/W/D | |
| | 83/86 | Pickup 133" W/B | 6300 | F250 -- 2/W/D | | F360 | 80 | Pickup | 8850 | F350 -- 4/W/D |
| | 87 | Pickup 133" W/B | 6400 | F250 -- 2/W/D | | | 81 | Pickup | 8700 | F350 -- 4/W/D |
| | 88/ | Pickup 133" W/B | 6600 | F250 -- 2/W/D | F361 | 81/82 | Pickup | 9100 | F350 -- 4/W/D | |
| F252 | 80/81 | Pickup | 7650 | F250 -- 2/W/D | | | 83/ | Pickup 133" W/B | 9000 | F350 -- 4/W/D |
| | 82 | Pickup | 7800 | F250 -- 2/W/D | | | 87 | Pickup 133" W/B | 9100 | F350 -- 4/W/D |
| | 83/85 | Pickup | 7300 | F250 -- 2/W/D | | | 85 | Pickup | 9300 | F350 -- 4/W/D |
| | 86/ | Pickup 133" W/B | 7700 | F250 -- 2/W/D | F363 | 85 | Pickup | 10100 | F350 -- 4/W/D | |
| F253 | 80/81 | Pickup | 7800 | F250 -- 2/W/D | | F370 | 80/81 | Chassis and Cab | 8650 | F350 -- 2/W/D |
| | 84 | Pickup | 7800 | F250 -- 2/W/D | F373 | | 85 | Chassis and Cab | 10200 | F350 -- 4/W/D |
| F257 | 81 | Pickup | 8650 | F250 -- 2/W/D | | | 85 | Chassis and Cab | 10000 | F350 -- 4/W/D |
| | 82 | Pickup | 8700 | F250 -- 2/W/D | F374 | 85 | Chassis and Cab | 11000 | F350 -- 4/W/D | |
| | 83/ | Pickup 133" W/B | 8600 | F250 -- 2/W/D | | | 86/ | Chassis and Cab | 8800 | F350 -- 2/W/D |
| F259 | 85/88 | Pickup | 8800 | F250 -- 2/W/D | F375 | 81 | Chassis and Cab | 8900 | F350 -- 2/W/D | |
| F260 | 80 | Pickup | 6750 | F250 -- 4/W/D | | | 84/87 | Chassis and Cab | 11500 | F350 -- 2/W/D |
| | 81 | Pickup | 6700 | F250 -- 4/W/D | F376 | 80 | Chassis and Cab | 8800 | F350 -- 2/W/D | |
| 82 | Pickup | 6800 | F250 -- 4/W/D | | | 81 | Chassis and Cab | 9200 | F350 -- 2/W/D | |
| F261 | 80 | Pickup | 7350 | F250 -- 4/W/D | | | 82 | Chassis and Cab | 9100 | F350 -- 2/W/D |
| | 81 | Pickup | 7300 | F250 -- 4/W/D | | | 83/84 | Chassis and Cab | 8900 | F350 -- 2/W/D |
| | 82 | Pickup | 7400 | F250 -- 4/W/D | | 85 | Chassis and Cab | 8700 | F350 -- 2/W/D | |
| | 83/87 | Pickup 133" W/B | 6600 | F250 -- 4/W/D | F377 | 80 | Chassis and Cab | 9200 | F350 -- 2/W/D | |
| 88/ | Pickup 133" W/B | 6800 | F250 -- 4/W/D | | | 81/82 | Chassis and Cab | 9500 | F350 -- 2/W/D | |
| F262 | 80/81 | Pickup | 8000 | F250 -- 4/W/D | | | 85 | Chassis and Cab | 9000 | F350 -- 2/W/D |
| F263 | 81/82 | Pickup | 8700 | F250 -- 4/W/D | F378 | 80 | Chassis and Cab | 9500 | F350 -- 2/W/D | |
| F268 | 83/ | Pickup 133" W/B | 8600 | F250 -- 4/W/D | | | 81/ | Chassis and Cab | 10000 | F350 -- 2/W/D |
| F270 | 80/81 | Chassis and Cab | 6350 | F250 -- 2/W/D | F379 | 80 | Chassis and Cab | 10000 | F350 -- 2/W/D | |
| | 82 | Chassis and Cab | 6500 | F250 -- 2/W/D | | | 81/ | Chassis and Cab | 11000 | F350 -- 2/W/D |
| F271 | 80/82 | Chassis and Cab | 6900 | F250 -- 2/W/D | F380 | 81 | Chassis and Cab | 8700 | F350 -- 4/W/D | |
| | 83 | Chassis and Cab | 6300 | F250 -- 2/W/D | | F381 | 81/82 | Chassis and Cab | 9100 | F350 -- 4/W/D |
| | 84 | Chassis and Cab | 6500 | F250 -- 2/W/D | | | | 83/86 | Chassis and Cab | 9000 |
| | | | | | | 85 | Chassis and Cab | 8700 | F350 -- 2/W/D | |

100% SATISFACTION GUARANTEED

BUY IT NOW!

Click Here To Order

PayPal American Express Discover MasterCard VISA

CERTIFICATION LABEL — Cont'd

MODEL CODES — Cont'd

| CODE | YEAR | DESCRIPTION | G.V.W. RATING | CATALOGED AS — | CODE | YEAR | DESCRIPTION | G.V.W. RATING | CATALOGED AS — |
|------|-------|-------------------------------|---------------|-------------------------|------|-------|-----------------|---------------|---------------------|
| F382 | 86/ | Chassis and Cab | 8800 | F350 -- 4/W/D | R10V | 83 | Ranger | 4020 | R -- 2/W/D |
| F384 | 85/ | Chassis and Cab | 11000 | F350 -- 4/W/D | | 84/85 | Ranger | 4000 | R -- 2/W/D |
| F385 | 87 | Chassis and Cab | 9000 | F350 -- 4/W/D | | 86/88 | Ranger | 4020 | R -- 2/W/D |
| F476 | 88/ | F(Super Duty) | 14500 | F(Super Duty) | R10W | 83 | Ranger | 4080 | R -- 2/W/D |
| F477 | 88 | Commercial (Stripped Chassis) | 16,000 | F59 -- Stripped Chassis | | 84/85 | Ranger | 4060 | R -- 2/W/D |
| F478 | 88 | Motor home (Stripped Chassis) | 16,000 | F53 -- Stripped Chassis | R10X | 83 | Ranger | 4460 | R -- 2/W/D |
| F531 | 89 | Motor Home | 16,000 | F53 -- Stripped Chassis | | 84/85 | Ranger | 4440 | R -- 2/W/D |
| F591 | 89 | Comm. Cutaway | 16,000 | F59 -- Stripped Chassis | R10Y | 83 | Ranger | 4500 | R -- 2/W/D |
| M251 | 83 | Crew Cab | 8600 | F250 -- 2/W/D | R110 | 83 | Ranger | 4040 | R -- 4/W/D |
| M271 | 83 | Crew Cab | 8600 | F250 -- 2/W/D | R111 | 83 | Ranger | 4080 | R -- 4/W/D |
| M351 | 93 | Crew Cab | 9300 | F350 -- 2/W/D | R112 | 83 | Ranger | 4460 | R -- 4/W/D |
| M352 | 83 | Crew Cab | 10000 | F350 -- 2/W/D | R113 | 83 | Ranger | 4500 | R -- 4/W/D |
| M361 | 83 | Crew Cab | 9600 | F350 -- 4/W/D | R11G | 88 | Ranger 108" W/B | 4000 | R -- 4/W/D |
| M371 | 83 | Crew Cab | 9300 | F350 -- 2/W/D | | 89 | Ranger | 4260 | R -- 4/W/D |
| M372 | 83 | Crew Cab | 10000 | F350 -- 2/W/D | R11H | 88 | Ranger 114" W/B | 4040 | R -- 4/W/D |
| M381 | 83 | Crew Cab | 9600 | F350 -- 4/W/D | | 89 | Ranger | 4320 | R -- 4/W/D |
| R100 | 83 | Ranger | 3740 | R -- 2/W/D | R11J | 83 | Ranger | 4040 | R -- 4/W/D |
| | 84 | Ranger | 3780 | R -- 2/W/D | | 84/85 | Ranger | 4000 | R -- 4/W/D |
| | 85 | Ranger | 3800 | R -- 2/W/D | | 86 | Ranger 108" W/B | 4040 | R -- 4/W/D |
| | 86/88 | Ranger 108" W/B | 3820 | R -- 2/W/D | | 87/88 | Ranger 108" W/B | 4060 | R -- 4/W/D |
| | 89 | Ranger | 4020 | R -- 2/W/D | | 89 | Ranger | 4340 | R -- 4/W/D |
| R101 | 83 | Ranger | 3760 | R -- 2/W/D | R11K | 83 | Ranger | 4080 | R -- 4/W/D |
| | 84 | Ranger | 3800 | R -- 2/W/D | | 84/87 | Ranger | 4040 | R -- 4/W/D |
| | 85 | Ranger | 3820 | R -- 2/W/D | | 85/86 | Ranger | 4060 | R -- 4/W/D |
| | 86/88 | Ranger 114" W/B | 3860 | R -- 2/W/D | | 86/88 | Ranger 114" W/B | 4100 | R -- 4/W/D |
| | 89 | Ranger | 4080 | R -- 2/W/D | | 89 | Ranger | 4380 | R -- 4/W/D |
| R102 | 83 | Ranger | 4200 | R -- 2/W/D | R11L | 83 | Ranger | 4460 | R -- 4/W/D |
| | 84 | Ranger | 4220 | R -- 2/W/D | | 84 | Ranger | 4420 | R -- 4/W/D |
| | 85 | Ranger | 4240 | R -- 2/W/D | | 85 | Ranger | 4440 | R -- 4/W/D |
| | 86/88 | Ranger 108" W/B | 4260 | R -- 2/W/D | | 86/88 | Ranger 108" W/B | 4480 | R -- 4/W/D |
| | 89 | Ranger | 4580 | R -- 2/W/D | | 89 | Ranger | 4540 | R -- 4/W/D |
| R103 | 83 | Ranger | 4220 | R -- 2/W/D | R11M | 83 | Ranger | 4500 | R -- 4/W/D |
| | 84 | Ranger | 4260 | R -- 2/W/D | | 84 | Ranger | 4480 | R -- 4/W/D |
| | 85 | Ranger | 4280 | R -- 2/W/D | | 86/88 | Ranger 114" W/B | 4500 | R -- 4/W/D |
| | 86/88 | Ranger 114" W/B | 4300 | R -- 2/W/D | | 89 | Ranger | 4580 | R -- 4/W/D |
| | 89 | Ranger | 4580 | R -- 2/W/D | R11N | 85 | Ranger | 4240 | R -- (Diesel) 4/W/D |
| R104 | 83 | Ranger | 3720 | R -- 2/W/D | | 86/87 | Ranger | 4280 | R -- 4/W/D |
| | 84 | Ranger | 4380 | R -- 2/W/D | R11P | 85 | Ranger | 4460 | R -- (Diesel) 4/W/D |
| | 85 | Ranger | 4440 | R -- 2/W/D | | 86 | Ranger | 4500 | R -- 4/W/D |
| | 86 | Ranger 108" W/B | 4420 | R -- 2/W/D | | 87 | Ranger | 4340 | R -- 4/W/D |
| | 87/88 | Ranger 108" W/B | 4460 | R -- 2/W/D | | 85 | Ranger | 4300 | R -- (Diesel) 4/W/D |
| R105 | 83 | Ranger | 3760 | R -- 2/W/D | R11R | 85 | Ranger | 4340 | R -- 4/W/D |
| | 84 | Ranger | 4420 | R -- 2/W/D | | 86 | Ranger | 4340 | R -- 4/W/D |
| | 85 | Ranger | 4440 | R -- 2/W/D | | 87/88 | Ranger 114" W/B | 4500 | R -- 4/W/D |
| | 86 | Ranger 114" W/B | 4460 | R -- 2/W/D | R11S | 85/88 | Ranger | 4500 | R -- (Diesel) 4/W/D |
| | 87/88 | Ranger 114" W/B | 4500 | R -- 2/W/D | | | | | |
| R106 | 83 | Ranger | 3800 | R -- 2/W/D | R11W | 87/88 | Ranger 108" | 4460 | R -- 4/W/D |
| R107 | 83 | Ranger | 4220 | R -- 2/W/D | R12B | 84 | Ranger | 4260 | R -- 2/W/D |
| R108 | 83 | Ranger | 4260 | R -- 2/W/D | | 85 | Ranger | 4280 | R -- 2/W/D |
| R10B | 83 | Ranger | 4360 | R -- 2/W/D | | | | | |
| R10C | 83 | Ranger | 4400 | R -- 2/W/D | | | | | |



BUY IT NOW!

Click Here To Order



**1980/89
LIGHT TRUCK**

**GENERAL
INFORMATION 29**

CERTIFICATION LABEL — Cont'd

MODEL CODES — Cont'd

| CODE | YEAR | DESCRIPTION | G.V.W. RATING | CATALOGED AS — | CODE | YEAR | DESCRIPTION | G.V.W. RATING | CATALOGED AS — |
|------|--------|--------------------------------|------------------|-------------------|------|-----------------------|-----------------------------|------------------|-------------------|
| R12C | 84 | Ranger | 4420 | R -- 2/W/D | S160 | 80/82 | Super Display Van | 6050 | E150 |
| | 85 | Ranger | 4440 | R -- 2/W/D | S161 | 80/82 | Super Display Van | 6200 | E150 |
| | 86 | Ranger | 4500 | R -- 2/W/D | | 83 | Super Display Van | 6150 | E150 |
| R12D | 84/86 | Ranger | 4880 | R -- 2/W/D | S210 | 84/85 | Super Display Van | 6050 | E150 |
| | 83 | Ranger | 4400 | R -- 2/W/D | | 86/ | Super Cargo Van | 6200 | E150 |
| | 86 | Ranger | 4900 | R -- 2/W/D | | 80 | Super Wagon (5 Pass.) | 6900 | E250 |
| R120 | 83 | Ranger | 3740 | R -- 2/W/D | S211 | 80 | Super Wagon (5 Pass.) | 7200 | E250 |
| R121 | 83 | Ranger | 3760 | R -- 2/W/D | | 84 | Super Wagon (5 Pass.) | 8900 | E250 |
| R122 | 83 | Ranger | 4200 | R -- 2/W/D | | 83 | Super Wagon (5 Pass.) | 7600 | E250 |
| R123 | 83 | Ranger | 4220 | R -- 2/W/D | S212 | 80 | Super Wagon (5 Pass.) | 7400 | E250 |
| R124 | 83 | Ranger | 3720 | R -- 2/W/D | | 83 | Super Wagon (5 Pass.) | 7900 | E250 |
| R129 | 83 | Ranger | 4260 | R -- 2/W/D | | 84 | Super Wagon (5 Pass.) | 9300 | E250 |
| R146 | 86 | Ranger -- 125" W/B | 4180 | R -- 2/W/D | S213 | 80 | Super Wagon (5 Pass.) | 7500 | E250 |
| | 87/88 | Ranger -- 125" W/B | 4280 | R -- 2/W/D | | 83 | Super Wagon (5 Pass.) | 8100 | E250 |
| | 88 | Ranger (Super Cab) -- 125" W/B | 4300 | R -- 2/W/D | S214 | 80 | Super Wagon (5 Pass.) | 7700 | E250 |
| 89 | Ranger | 4380 | R -- 2/W/D | 82 | | Super Wagon (5 Pass.) | 7700 | E250 | |
| R147 | 86/87 | Ranger | 4480 | R -- 2/W/D | S215 | 80 | Super Wagon (5 Pass.) | 7900 | E250 |
| | 88/ | Ranger (Super Cab) -- 125" W/B | 4540 | R -- 2/W/D | | 82 | Super Wagon (5 Pass.) | 7900 | E250 |
| R148 | 86/87 | Ranger -- 125" W/B | 4640 | R -- 2/W/D | S216 | 80 | Super Wagon (5 Pass.) | 8100 | E250 |
| R15N | 89 | Ranger (Super Cab) -- 125" W/B | 4400 | R -- 4/W/D | | 82 | Super Wagon (5 Pass.) | 8100 | E250 |
| R15P | 89 | Ranger (Super Cab) -- 125" W/B | 4580 | R -- 4/W/D | | 83 | Super Wagon (8 Pass.) | 7500 | E250 |
| R15R | 89 | Ranger (Super Cab) -- 125" W/B | 4700 | R -- 4/W/D | S217 | 84 | Super Wagon (8 Pass.) | 8700 | E250 |
| | 89 | Ranger (Super Cab) -- 125" W/B | 4760 | R -- 4/W/D | | 80 | Super Wagon (5 Pass.) | 6900 | E250 |
| R15T | 86/88 | Ranger -- 125" W/B | 4480 | R -- 4/W/D | S218 | 83 | Super Wagon (8 Pass.) | 8000 | E250 |
| | 88 | Ranger (Super Cab) -- 125" W/B | 4540 | R -- 4/W/D | | 84 | Super Wagon (8 Pass.) | 9000 | E250 |
| | 89 | Ranger (Super Cab) -- 125" W/B | 4760 | R -- 4/W/D | | 80 | Super Wagon (5 Pass.) | 7200 | E250 |
| R15U | 87/ | Ranger -- 125" W/B | 4800 | R -- 4/W/D | S219 | 83 | Super Wagon (8 Pass.) | 8300 | E250 |
| | 88 | Ranger (Super Cab) -- 125" W/B | 4900 | R -- 4/W/D | | 80 | Super Wagon (5 Pass.) | 7400 | E250 |
| | 89 | Ranger (Super Cab) -- 125" W/B | 4760 | R -- 4/W/D | | 82 | Super Wagon (5 Pass.) | 7600 | E250 |
| S110 | 80/82 | Super Wagon (5 Pass.) | 6100 | E150 | S21A | 80 | Super Wagon (5 Pass.) | 7500 | E250 |
| | 81/82 | Super Wagon (5 Pass.) | 6300 | E150 | | 80 | Super Wagon (5 Pass.) | 7700 | E250 |
| | 80 | Super Wagon (5 Pass.) | 6400 | E150 | | 82 | Super Wagon (5 Pass.) | 8000 | E250 |
| S111 | 80 | Super Wagon (5 Pass.) | 6200 | E150 | S21B | 83 | Super Wagon (5 Pass.) | 8000 | E250 |
| | 81/82 | Super Wagon (5 Pass.) | 6500 | E150 | | 80 | Super Wagon (5 Pass.) | 7800 | E250 |
| S112 | 80 | Super Wagon (5 Pass.) | 6400 | E150 | S21C | 80 | Super Wagon (5 Pass.) | 8000 | E250 |
| | 81/82 | Super Wagon (5 Pass.) | 6500 | E150 | | 82 | Super Wagon (5 Pass.) | 8300 | E250 |
| S113 | 80/82 | Super Wagon (5 Pass.) | 6600 | E150 | S21D | 83 | Super Wagon (5 Pass.) | 8200 | E250 |
| S114 | 80/82 | Super Wagon (8 Pass.) | 6200 | E150 | | 84 | Super Wagon (11 & 12 Pass.) | 9000 | E250 |
| S115 | 80/82 | Super Wagon (8 Pass.) | 6400 | E150 | | 80 | Super Wagon (5 Pass.) | 8300 | E250 |
| S116 | 80/82 | Super Wagon (8 Pass.) | 6600 | E150 | S21E | 83 | Super Wagon (11 & 12 Pass.) | 8400 | E250 |
| S140 | 80/82 | Super Cargo Van | 6050 | E150 | | 80 | Super Wagon (5 Pass.) | 7500 | E250 |
| S141 | 80/82 | Super Cargo Van | 6200 | E150 | S21F | 80 | Super Wagon (5 Pass.) | 7700 | E250 |
| | 83 | Super Cargo Van | 6150 | E150 | | 80 | Super Wagon (5 Pass.) | 7900 | E250 |
| | 84/85 | Super Cargo Van | 6050 | E150 | | 82 | Super Wagon (5 Pass.) | 7900 | E250 |
| | 86/ | Super Cargo Van, 138" W/B | 6200 | E150 | | 83 | Super Wagon (15 Pass.) | 7800 | E250 |
| S150 | 80/82 | Super Window Van | 6050 | E150 | S21G | 84 | Super Wagon (15 Pass.) | 9000 | E250 |
| | 80/82 | Super Window Van | 6200 | E150 | | 80 | Super Wagon (5 Pass.) | 8200 | E250 |
| | 83 | Super Window Van | 6150 | E150 | | 82 | Super Wagon (5 Pass.) | 8200 | E250 |
| | 84/85 | Super Window Van | 6050 | E150 | | 83 | Super Wagon (15 Pass.) | 8200 | E250 |
| S151 | 86/ | Super Cargo Van | 6200 | E150 | S21H | 84 | Super Wagon (15 Pass.) | 9300 | E250 |
| | 86/ | Super Cargo Van | 6200 | E150 | | 80 | Super Wagon (5 Pass.) | 8200 | E250 |



BUY IT NOW!

Click Here To Order

COPYRIGHT © 1994 - FORD MOTOR - DEARBORN, MICHIGAN
COMPANY

Final Issue



CERTIFICATION LABEL — Cont'd

MODEL CODES — Cont'd

| CODE | YEAR | DESCRIPTION | G.V.W. RATING | CATALOGED AS — | CODE | YEAR | DESCRIPTION | G.V.W. RATING | CATALOGED AS — |
|-------|------------------|--------------------------------------|-----------------------------|-------------------|------------------|-----------------------|--------------------------------|------------------------|-------------------|
| S21J | 80 | Super Wagon (5 Pass.) | 8500 | E250 | S316 | 80 | Super Wagon (11 & 12 Pass.) | 8900 | E350 |
| | 82 | Super Wagon (5 Pass.) | 8400 | E250 | | 81/83 | Super Wagon (11 & 12/15 Pass.) | 9000 | E350 |
| | 83 | Super Wagon (15 Pass.) | 8300 | E250 | | | | | |
| S21K | 80 | Super Wagon (5 Pass.) | 7700 | E250 | S317 | 80/83 | Super Wagon (11 & 12 Pass.) | 9200 | E350 |
| S21L | 80 | Super Wagon (5 Pass.) | 7900 | E250 | | S318 | 80 | Super Wagon (15 Pass.) | 8900 |
| S21M | 80 | Super Wagon (5 Pass.) | 8100 | E250 | 81 | | Super Wagon (15 Pass.) | 8900 | E350 |
| | S21N | 80 | Super Wagon (5 Pass.) | 8200 | E250 | | 82 | Super Wagon (15 Pass.) | 9000 |
| S21P | 80 | Super Wagon (5 Pass.) | 8300 | E250 | S319 | 80 | Super Wagon (15 Pass.) | 9200 | E350 |
| S21R | 80 | Super Wagon (5 Pass.) | 8400 | E250 | | 81 | Super Wagon (15 Pass.) | 9100 | E350 |
| S240 | 80/82 | Super Cargo Van | 6500 | E250 | | 82 | Super Wagon (15 Pass.) | 9200 | E350 |
| S241 | 80/82 | Super Cargo Van | 7100 | E250 | S31B | 81 | Super Wagon (15 Pass.) | 9300 | E350 |
| | 83/85 | Super Cargo Van | 7900 | E250 | | 82 | Super Wagon (15 Pass.) | 9400 | E350 |
| | 86/ | Super Cargo Van 138" W/B | 8100 | E250 | | 83/84 | Super Wagon (15 Pass.) | 9000 | E350 |
| | 84 | Super Cargo Van | 8000 | E250 | | 85/86 | Super Wagon (15 Pass.) | 8800 | E350 |
| S242 | 80/82 | Super Cargo Van | 7900 | E250 | S31C | 81 | Super Wagon (15 Pass.) | 9400 | E350 |
| S250 | 80/82 | Super Window Van | 6500 | E250 | | 83 | Super Wagon (15 Pass.) | 9300 | E350 |
| S251 | 80/82 | Super Window Van | 7100 | E250 | | 84 | Super Wagon (15 Pass.) | 9400 | E350 |
| | 83/85 | Super Window Van | 7900 | E250 | | 85/86 | Super Wagon (15 Pass.) | 9300 | E350 |
| | 86/ | Super Window Van 138" W/B | 8100 | E250 | | S31D | 83 | Super Wagon (15 Pass.) | 9400 |
| 84 | Super Window Van | 8000 | E250 | S31J | 80 | Super Wagon (5 Pass.) | 9400 | E350 | |
| S252 | 80/82 | Super Window Van | 7900 | E250 | S340 | 80/82 | Super Cargo Van | 9000 | E350 |
| S260 | 80/82 | Super Display Van | 6500 | E250 | S341 | 80/82 | Super Cargo Van | 9300 | E350 |
| S261 | 80/82 | Super Display Van | 7100 | E250 | | 83 | Super Cargo Van | 9000 | E350 |
| | 83/84 | Super Display Van | 7900 | E250 | | 84 | Super Cargo Van | 9100 | E350 |
| | 84 | Super Display Van | 8000 | E250 | | 85/ | Super Cargo Van 138" W/B | 9000 | E350 |
| S262 | 80/82 | Super Display Van | 7900 | E250 | | 87 | Window Van | 9100 | E350 |
| S310 | 80/81 | Super Wagon (5 Pass.) | 8600 | E350 | S350 | 80/82 | Super Window Van | 9000 | E350 |
| | 82/83 | Super Wagon (5 Pass.) | 8900 | E350 | S351 | 80/82 | Super Window Van | 9300 | E350 |
| | 84 | Super Wagon (5 Pass.) | 9000 | E350 | | 83 | Super Window Van | 9000 | E350 |
| S311 | 80/81 | Super Wagon (5 Pass.) | 8800 | E350 | | 84 | Super Window Van | 9100 | E350 |
| | 84 | Super Wagon (5 Pass.) | 9300 | E350 | | 85/88 | Super Window Van | 9000 | E350 |
| S312 | 80 | Super Wagon (8 Pass.) | 8600 | E350 | | 87 | Window Van | 9100 | E350 |
| | 81/82 | Super Wagon (5 Pass.) | 8700 | E350 | S360 | 80/82 | Super Display Van | 9000 | E350 |
| | 83/84 | Super Wagon (8 Pass.) | 8700 | E350 | S361 | 80/82 | Super Display Van | 9300 | E350 |
| S313 | 80 | Super Wagon (8 Pass.) | 8800 | E350 | | 83 | Super Display Van | 9000 | E350 |
| | 81/84 | Super Wagon (8 Pass.) | 9000 | E350 | | 84 | Super Display Van | 9100 | E350 |
| S314 | 80 | Super Wagon (11 & 12 Pass.) | 9000 | E350 | | 85 | Super Display Van | 9000 | E350 |
| | 81/84 | Super Wagon (11 & 12 Pass.) | 8600 | E350 | | U120 | 86 | Bronco II | 3760 |
| | | 85 | Super Wagon (11 & 12 Pass.) | 8700 | E350 | | 87/88 | Bronco II | 3800 |
| | 85/86 | Super Wagon (11 & 12 Pass.) | 8550 | E350 | 89 | | Bronco II | 4040 | Bronco II — 2/W/D |
| S315 | 80 | Super Wagon (11 & 12 Pass.) | 8600 | E350 | U121 | 86 | Bronco II | 4000 | B Series — 2/W/D |
| | 81/84 | Super Wagon (11 & 12 Pass.) | 8800 | E350 | | 87/88 | Bronco II | 4040 | B Series — 2/W/D |
| | | 85/86 | Super Wagon (11 & 12 Pass.) | 9000 | | E350 | 89 | Bronco II | 4180 |
| | 87/ | Super Wagon 138" W/B (12 & 15 Pass.) | 9100 | E350 | U122 | 86 | Bronco II 94" W/B | 4200 | B Series — 2/W/D |
| | | 87/88 | Bronco II | 4160 | | B Series — 2/W/D | | | |
| U123 | 89 | Bronco II | 4360 | Bronco II — 2/W/D | U140 | 84/88 | Bronco II | 3940 | B Series — 4/W/D |
| | 89 | Bronco II | 4280 | Bronco II — 4/W/D | | 89 | Bronco II | 4280 | Bronco II — 4/W/D |
| | U141 | 84/86 | Bronco II | 4160 | B Series — 4/W/D | 87/88 | Bronco II | 4180 | B Series — 4/W/D |
| 87/88 | | Bronco II | 4180 | B Series — 4/W/D | 89 | Bronco II | 4340 | Bronco II — 4/W/D | |



BUY IT NOW!

Click Here To Order



**1980/89
LIGHT TRUCK**

**GENERAL
INFORMATION 31**

CERTIFICATION LABEL — Cont'd

MODEL CODES — Cont'd

| CODE | YEAR | DESCRIPTION | G.V.W. RATING | CATALOGED AS — | CODE | YEAR | DESCRIPTION | G.V.W. RATING | CATALOGED AS — |
|------|-------|--------------------|------------------|-------------------|-------|--------------------|--------------------|--------------------|--------------------|
| U142 | 84/86 | Bronco II | 4280 | B Series — 4/W/D | X152 | 80 | Pickup — Super Cab | 6100 | F150 — — 2/W/D |
| | 87/88 | Bronco II | 4320 | B Series — 4/W/D | | 81/82 | Pickup — Super Cab | 6050 | F150 — — 2/W/D |
| | 89 | Bronco II | 4400 | Bronco II — 4/W/D | | 83/ | Pickup — Super Cab | 6250 | F150 — — 2/W/D |
| U143 | 84/87 | Bronco II | 4500 | B Series — 4/W/D | X153 | 80 | Pickup — Super Cab | 6300 | F150 — — 2/W/D |
| | 89 | Bronco II | 4440 | Bronco II — 4/W/D | | 81/82 | Pickup — Super Cab | 6250 | F150 — — 2/W/D |
| U150 | 81 | Wagon | 5350 | U150 | X250 | 88 | Pickup — Super Cab | 6250 | F150 — — 2/W/D |
| | 82 | Wagon | 5400 | U150 | | 81 | Pickup — Super Cab | 6350 | F250 — — 2/W/D |
| | 83/84 | Wagon W.B. 105" | 5350 | U150 | | 82 | Pickup — Super Cab | 6500 | F250 — — 2/W/D |
| U151 | 81/82 | Wagon | 5500 | U150 | X251 | 80/81 | Pickup — Super Cab | 6600 | F250 — — 2/W/D |
| | 83/84 | Wagon | 5450 | U150 | | 82 | Pickup — Super Cab | 6700 | F250 — — 2/W/D |
| U152 | 81 | Wagon | 5700 | U150 | X252 | 83 | Pickup — Super Cab | 7900 | F250 — — 2/W/D |
| | 83/85 | Wagon | 5950 | U150 | | 81 | Pickup — Super Cab | 7550 | F250 — — 2/W/D |
| | 86/87 | Wagon 105" W/B | 6000 | U150 | | 82 | Pickup — Super Cab | 7000 | F250 — — 2/W/D |
| | 88/ | Wagon | 6050 | U150 | | X253 | 81 | Pickup — Super Cab | 7150 |
| U153 | 81/84 | Wagon | 6050 | U150 | 82 | | Pickup — Super Cab | 7300 | F250 — — 2/W/D |
| | U154 | 81/ | Wagon 105" W/B | 6300 | U150 | X254 | 80 | Pickup — Super Cab | 7750 |
| U155 | | 88/ | Wagon 105" W/B | 6450 | U150 | | 81/82 | Pickup — Super Cab | 7700 |
| W351 | 83/87 | Chassis and Cab | 8700 | F350 — — 2/W/D | X255 | 80/81 | Pickup — Super Cab | 7850 | F250 — — 2/W/D |
| W352 | 83/ | Chassis and Cab | 9200 | F350 — — 2/W/D | | 82 | Pickup — Super Cab | 8000 | F250 — — 2/W/D |
| W353 | 85/ | Chassis/Crew Cab | 10000 | F350 — — 2/W/D | X256 | 80/81 | Pickup — Super Cab | 8000 | F250 — — 2/W/D |
| | W361 | 83/85 | Chassis and Cab | 9300 | | F350 — — 4/W/D | X258 | 87/88 | Pickup — Super Cab |
| 86/ | | Chassis and Cab | 9200 | F350 — — 4/W/D | X259 | 81/82 | | Pickup — Super Cab | 8900 |
| X140 | 81/82 | Pickup — Super Cab | 6450 | F150 — — 4/W/D | | X260 | 83/ | Pickup — Super Cab | 8800 |
| X141 | 83/85 | Pickup — Super Cab | 6450 | F150 — — 4/W/D | 80/81 | | Pickup — Super Cab | 6950 | F250 — — 4/W/D |
| | 86/ | Pickup Super Cab | 6250 | F150 — — 4/W/D | 82 | Pickup — Super Cab | 7100 | F250 — — 4/W/D | |
| X143 | 88/ | Pickup — Super Cab | 6250 | F250 — — 4/W/D | X261 | 80/82 | Pickup — Super Cab | 8200 | F250 — — 4/W/D |
| X150 | 80 | Pickup — Super Cab | 5750 | F150 — — 2/W/D | | 83 | Pickup — Super Cab | 7600 | F250 — — 4/W/D |
| | 81 | Pickup — Super Cab | 5700 | F150 — — 2/W/D | X268 | 84/87 | Pickup — Super Cab | 8600 | F250 — — 4/W/D |
| | 82 | Pickup — Super Cab | 5450 | F150 — — 2/W/D | | 88/88 | Pickup — Super Cab | 8800 | F250 — — 4/W/D |
| X151 | 81 | Pickup — Super Cab | 5900 | F150 — — 2/W/D | X350 | 81 | Pickup — Super Cab | 8900 | F350 — — 2/W/D |
| | 82 | Pickup — Super Cab | 5650 | F150 — — 2/W/D | | X351 | 88 | Pickup — Super Cab | 10,000 |
| | 83/ | Pickup — Super Cab | 6050 | F150 — — 2/W/D | | | | | |
| | 88 | Pickup — Super Cab | 6250 | F150 — — 2/W/D | | | | | |

100% SATISFACTION GUARANTEED

BUY IT NOW!

Click Here To Order

PayPal Discover MasterCard VISA

CERTIFICATION LABEL — Cont'd

TRIM CODES

THE FIRST TWO DIGITS OF THE BODY CODE IDENTIFY THE COLOR AND TYPE OF MATERIALS USED IN THE INTERIOR UPHOLSTERY.

REFER TO THE APPROPRIATE SOFT TRIM SECTION FOR A LISTING OF THESE CODES AND THE COLOR AND TYPE OF MATERIALS USED IN THE INTERIOR UPHOLSTERY.

THIS VEHICLE CONFORMS TO ALL APPLICABLE FEDERAL STANDARDS IN EFFECT ON THE DATE OF MANUFACTURE
VEHICLE IDENTIFICATION NO. F25FLGA0000

TYPE TRUCK

| EXTERIOR PAINT COLORS 2K | | | |
|--------------------------|------------------|--------------|------------|
| WB 133 | TYPE-GVW F262 | BODY A(4) | TRANS C |

CERTIFICATION LABEL SHOWN

BODY TYPE CODES

THE FIRST DIGIT OF THE BODY TYPE CODE IDENTIFIES THE TYPE OF CAB.

THE LAST DIGIT OF THE BODY TYPE CODE IDENTIFIES THE TYPE OF BACK-OF-CAB EQUIPMENT.

USE THE BODY TYPE CODE IN CONJUNCTION WITH MODEL CODES SHOWN TO DETERMINE THE EXACT BODY TYPE OF THE UNIT.

THESE CODES AND THE CORRESPONDING BODY TYPE INFORMATION ARE LISTED AT THE BOTTOM OF THIS PAGE AND THE PAGES WHICH FOLLOW.

THIS VEHICLE CONFORMS TO ALL APPLICABLE FEDERAL STANDARDS IN EFFECT ON THE DATE OF MANUFACTURE
VEHICLE IDENTIFICATION NO. F25FLGA0000

TYPE TRUCK

| EXTERIOR PAINT COLORS 2K | | | |
|--------------------------|------------------|--------------|------------|
| WB 133 | TYPE-GVW F262 | BODY A(4) | TRANS C |

CERTIFICATION LABEL SHOWN

E 100/350 (1980/)

| SERIES CODE | DESCRIPTION | CATALOGED AS — | |
|-----------------|--|----------------|-----------|
| | | SERIES | BODY TYPE |
| E01,E11,E21 | Club Wagon | E100/250 | 82 |
| E04,E14,E24,E34 | Cargo Van (Standard) | E100/350 | 89 |
| E05,E15,E25,E35 | Window Van (Standard) | E100/350 | 89 |
| E06,E16,E26,E36 | Display Van (Standard) | E100/350 | 89 |
| E30 | Cutaway (R.V.) | E350 | †C/C |
| E37 | Cutaway Cab (Standard) | E350 | †C/C |
| E38 | Cutaway Cab (Standard)—w/Parcel Delivery Van | E350 | †C/C |
| E39 | Cutaway Cab (Standard) Stripped | E350 | †C/C |
| S11,S21,S31 | Super Club Wagon | E150/350 | 82 |
| S14,S24,S34 | Super Cargo Van (Standard) | E150/350 | 89 |
| S15,S25,S35 | Super Window Van (Standard) | E150/350 | 89 |
| S16,S26,S36 | Super Display Van (Standard) | E150/350 | 89 |

† C/C — Cutaway Cab (Standard)

100% SATISFACTION GUARANTEED

BUY IT NOW!

Click Here To Order

PayPal American Express Discover MasterCard VISA

CERTIFICATION LABEL — Cont'd

BODY TYPES CODES — Cont'd

F 100/350

THREE DIGIT CODES:

FIRST DIGIT indicates material and type of seat.
(Refer to appropriate Soft Trim Section, Page 26, etc. for listing of Trim Codes.)
SECOND DIGIT indicates trim color.
THIRD DIGIT indicates back-of-cab equipment.

| FIRST DIGIT | SECOND DIGIT | THIRD DIGIT | DESCRIPTION | CAB PARTS | BEHIND CAB PARTS |
|-------------|--|-------------|-------------------------------------|--------------------------------------|------------------|
| | | | | CATALOGED AS — | |
| A thru H | FOR FORD INTERNAL CONTROL ONLY | 3 | Regular cab w/flareside pickup box | F 100/350 (Regular Cab) | 83 |
| | | 4 | Regular cab w/stylesheet pickup box | F 100/350 (Regular Cab) | 99 |
| | | 8 | Regular Chassis cab | F 100/350 (Regular Chassis Cab) | |
| | | M | Super cab w/stylesheet pickup box | 81 F 100/350 (Super Cab) | 99 |
| | | P | Super Chassis cab | F 100/350 (Super Chassis Cab) (1980) | |

BODY TYPE DESCRIPTIONS

(Arranged in Alphabetical Sequence)

Most body parts and some chassis parts are listed according to Body Type such as 81, 83, etc. Body type and trim code information is shown in a 2 digit code for Econoline and a 3 digit code for all Trucks except Econoline.

The body type suffix such as (89)A, (89)B, (89)C, etc., is not shown on the Certification Label. To determine the specific body type through rating or certification label information, the model code such as E110, E360, etc. must also be used.


A chart listing the body type codes in conjunction with the related model codes is above.

| DESCRIPTION | BODY TYPE CODE SHOWN IN CATALOG |
|---|---------------------------------|
| Conventional Closed Cab | 81 |
| Econoline Cargo Van | 89 |
| Econoline Chateau Wagon | 82 |
| Econoline Club Wagon | 82 |
| Econoline Cutaway Van | 33 |
| Econoline Display Van | 89 |
| Econoline Window Van | 89 |
| Open Drive Away — less Windshield Frame | 84 |
| Pickup Box—Flareside | 83 |
| Pickup Box—Styleside | 99 |




BUY IT NOW!
Click Here To Order







E100/350 WAGON




E100/350 VAN



E250/350 CUTAWAY CAB




E250/350 (PARCEL DELIVERY VAN)
REFER TO PDV SECTION FOR ALL
PARTS EXCEPT CUTAWAY CAB




E100/350 (CAMPER WITH RAISED TOP)
REFER TO BODY BUILDER FOR ALL ROOF PARTS


80 PLATFORM



81 (F SERIES)



83 (FLARE SIDE PICK UP)




P-15979

100% SATISFACTION GUARANTEED


BUY IT NOW!

Click Here To Order


84 (OPEN DRIVE AWAY LESS WINDSHIELD)




86 (RACK)




99 (STYLE SIDE PICK UP)




99 SUPER CAB




99 (STYLE SIDE PICK UP WITH DUAL REAR WHEELS)




RANGER



BRONCO



BRONCO II



P-15980




BUY IT NOW!

Click Here To Order




CERTIFICATION LABEL — Cont'd

AEROSTAR VAN



AEROSTAR WAGON



P-19098

100% SATISFACTION GUARANTEED

BUY IT NOW!

Click Here To Order 

CERTIFICATION LABEL — Cont'd

TRANSMISSION CODES

THE TRANSMISSION CODE IDENTIFIES THE TYPE OF TRANSMISSION.

THE FOLLOWING CHART LISTS THESE CODES, THE NUMBER OF FORWARD SPEEDS AND THE MANUFACTURER'S NAME AND MODEL NUMBER.

FOR FURTHER TRANSMISSION IDENTIFICATION, REFER TO SECTIONS 70 or A70 IN THIS CATALOG.

THIS VEHICLE CONFORMS TO ALL APPLICABLE FEDERAL MOTOR VEHICLE STANDARDS IN EFFECT ON THE DATE OF MANUFACTURE. VEHICLE IDENTIFICATION NO. F25FLGA0000

TYPE TRUCK

| EXTERIOR PAINT COLORS 2K | | | | | |
|--------------------------|----------|------|-------|------|--|
| WB | TYPE GVW | BODY | TRANS | AXLE | |
| 133 | F262 | AB4 | (C) | 38 | |

CERTIFICATION LABEL SHOWN

| CODE | YEAR | SPEED | DESCRIPTION | MANUFACTURER | | CODE | YEAR | SPEED | DESCRIPTION | MANUFACTURER | |
|------|-------|-------|---------------------------------------|--------------|-------|------|-------|-------|--|--------------|-------|
| | | | | NAME | MODEL | | | | | NAME | MODEL |
| A | 80/ | 4 | Manual | New Process | 435 | P | 83/ | 4 | Manual | Warner | T19 |
| B | 80/ | 4 | Overdrive | Clark | | S | 85/ | 5 | Manual | | |
| C | 80/86 | 3 | Manual | Ford | | T | 81/ | 4 | F10D,A0D,T50D, A4LD | Ford | |
| | 88/ | 5 | Close Ratio | ZF | | | | | | | |
| D | 85/ | 5 | Manual (O/D) | | | Y | 83 | | C3 Automatic | | |
| E | 85 | 5 | Manual | Warner | T5 | W | 82/ | 3 | C5 Automatic | Ford | |
| | 89 | 4 | Auto O/D | E4OD | | | | | | | |
| F | 80/ | 4 | Manual | Warner | T18 | | | | F Series Auto (Ranger & Bronco II) | | |
| G | 80 | 3 | FMX | Ford | | | 89 | 5 | Manual H/D | ZF | |
| | 81/ | 3 | C6 Automatic | Ford | | | | | | | |
| | 84/85 | 3 | C3-C5 Auto (Ranger & Bronco II) | | | | | | | | |
| H | 85 | 4 | Manual | TK | | X | 83/85 | 4 | Manual | TK | |
| J | 80/82 | 3 | C4 Automatic | Ford | | Y | 85/ | 4 | Auto (O/D) | | |
| K | 80/ | 3 | C6 Automatic | Ford | | Z | 88/89 | 5 | Heavy Duty O/D | ZF | |
| M | 88/ | 5 | Manual O/D | Mazda (R2) | | 5 | 83/ | 5 | Manual (O/D) | TK | |
| | | | | | | | 86/ | 5 | Manual | | |
| | | | | | | 7 | 85 | 4 | Auto (O/D) | | |

REAR AXLE RATIO CODES

THE FIRST TWO DIGITS OF THE AXLE CODE IDENTIFY THE RATIO AND CAPACITY OF THE REAR AXLE.

THE FOLLOWING CHART LISTS THESE CODES, THE CORRESPONDING RATIO AND CAPACITY AS WELL AS THE MANUFACTURER'S NAME AND MODEL NUMBER.

THIS VEHICLE CONFORMS TO ALL APPLICABLE FEDERAL MOTOR VEHICLE STANDARDS IN EFFECT ON THE DATE OF MANUFACTURE SHOWN ABOVE. VEHICLE IDENTIFICATION NO. F25FLGA0000

TYPE TRUCK

| EXTERIOR PAINT COLORS 2K | | | | | |
|--------------------------|----------|------|-------|------|--|
| WB | TYPE GVW | BODY | TRANS | AXLE | |
| 133 | F262 | AB4 | C | 38/2 | |

CERTIFICATION LABEL SHOWN

| CODE | YEAR | RATIO | CAPACITY | MANUFACTURER | | DESCRIPTION |
|------|-------|-------|-------------|---------------|-------|--------------|
| | | | | NAME | MODEL | |
| A1 | 80/81 | 2.75 | 2.8M | Ford | | Limited Slip |
| | 83 | 2.75 | 2.8M | Ford | | |
| A2 | 81 | 3.00 | 2.8M | Ford | | Limited Slip |
| | 85/ | 4.10 | 2.77, 2.79M | Ford | | Locking |
| A3 | 88/ | 3.45 | 2.77, 2.79M | Ford | | Locking |
| A4 | 81 | 3.25 | 2.8M | Ford | | Limited Slip |
| | 85/ | 3.73 | 2.77, 2.79M | Ford | | Locking |
| A7 | 81 | 2.47 | 2.8M | Ford | | Limited slip |
| B1 | 83 | 3.00 | 5.3M | Dana (Spicer) | | Limited slip |
| | 84/85 | 4.10 | 5.3M | Dana (Spicer) | | Limited slip |
| | 89 | 4.10 | 2.77, 2.95M | Ford | | Locking |
| B3 | 83/86 | 3.54 | 5.3M | Dana (Spicer) | | Limited slip |
| B4 | 85/ | 3.73 | 5.3, 2.95M | Dana (Spicer) | 60/61 | Locking |



BUY IT NOW!
Click Here To Order



CERTIFICATION LABEL — Cont'd

REAR AXLE RATIO CODES — Cont'd

| CODE | YEAR | RATIO | CAPACITY | MANUFACTURER | | DESCRIPTION |
|------|-------|-------|-----------------|---------------|--------------|-----------------------------------|
| | | | | NAME | MODEL | |
| B5 | 80/82 | 3.33 | 5.3M | Dana (Spicer) | 60/61 | Limited slip |
| | 85/ | 4.10 | 8.5M | Ford | | Limited slip |
| | 86/ | 4.10 | 5.3M | Ford | | Limited slip |
| B6 | 83/84 | 3.55 | 4.05M | Ford | | Limited slip |
| B7 | 82 | 3.54 | 5.3M | Dana (Spicer) | 60/61 | Limited slip |
| | 85/86 | 3.73 | 8.5M | Ford | | Limited slip |
| | 86 | 3.73 | 5.3M | Dana | | Limited slip |
| B9 | 85/ | 3.55 | 8.5M | Ford | | Limited slip |
| | 86/ | 3.55 | 5.3M | Ford | | Limited slip |
| C1 | 81/82 | 4.10 | 5.3M | Dana (Spicer) | 60/61 | Limited slip |
| C2 | 81/82 | 3.00 | 5.3M | Dana (Spicer) | 60/61 | Limited slip |
| | 83/85 | 4.10 | 6.25M | Dana (Spicer) | | Limited slip ("F" Series) |
| | 85/ | 4.10 | 6.25M | Dana (Spicer) | | Limited slip (Econoline) |
| | | | 6.34M | | | |
| | 83/84 | 4.10 | 6.34M | Dana (Spicer) | | Limited slip (Econoline) |
| 83 | 4.10 | 6.25M | Dana (Spicer) | | Limited slip | |
| C3 | 80 | 3.31 | 5.3M | Dana (Spicer) | 60/61 | Limited slip |
| | 83/84 | 3.54 | 6.25M | Dana (Spicer) | | Limited slip |
| | 85/ | 3.54 | 6.34M | Dana (Spicer) | | Limited slip (Econoline) |
| C4 | 83/84 | 3.73 | 6.34M | Dana (Spicer) | | Limited slip |
| C5 | 85/ | 4.10 | 6.25M | Ford | | Limited slip (Bronco, "F" Series) |
| C6 | 82 | 3.73 | 6.34M | Dana (Spicer) | 60/61 | Limited slip |
| C7 | 80/82 | 3.54 | 5.3M | Dana (Spicer) | 60 | Limited slip |
| | 82 | 4.10 | 6.34M | Dana (Spicer) | 60/61 | Limited slip |
| C9 | 85/ | 3.55 | 6.25M | Ford | | Limited slip (Bronco, "F" Series) |
| D1 | 82 | 3.54 | 6.25M | Dana (Spicer) | 60/61 | Limited slip |
| D2 | 83/85 | 4.10 | 7.4M | Dana (Spicer) | | Limited slip |
| | 83/84 | 3.45 | 2.5M | Ford | | Limited slip (Bronco II) |
| D3 | 80/82 | 4.10 | 6.25M | Dana (Spicer) | | Limited slip |
| | 83/85 | 3.54 | 7.4M | Dana (Spicer) | | Limited slip |
| D4 | 83/ | 3.73 | 2.5, 2.64M | Ford | | Limited slip (Bronco II) |
| D5 | 85/ | 4.10 | 7.4M | Ford | | Limited slip (Bronco, "F" Series) |
| D6 | 82 | 3.73 | 7.4M | Dana (Spicer) | 60/61 | Limited slip |
| D7 | 80/82 | 4.10 | 7.4M | Dana (Spicer) | 70 | Limited slip |
| | 85/ | 4.10 | 2.5, 2.64M | Ford | | Limited slip |
| E2 | 80/ | 4.10 | 7.4M, 7.8M | Dana (Spicer) | 70HD | Limited slip |
| E3 | 83/84 | 3.54 | 7.4M | Dana (Spicer) | | Limited slip |
| E4 | 83/85 | 3.73 | 7.4M | Dana (Spicer) | | Limited slip |
| F3 | 85 | 3.54 | 8.2M | Dana | | Locking |
| F4 | 83/86 | 3.45 | 2.7M | Ford | | Locking (Ranger) |
| F5 | 85/ | 4.10 | 8.25, 11, 11.5M | Ford | | Limited slip |
| | | | 2.7M | Ford | | Limited slip (Ranger) |
| F6 | 83/ | 3.73 | 2.7, 2.75M | Ford | | Locking (Ranger) |
| F7 | 84/ | 4.10 | 2.7, 2.75M | Ford | | Locking (Ranger) |
| F9 | 85/86 | 3.55 | 8.25M | Ford | | |
| G2 | 85 | 4.10 | 6.3M | Dana (Spicer) | | |
| G3 | 85 | 3.54 | 6.3M | Dana (Spicer) | | |
| H2 | 80 | 3.50 | 3.75M | Ford | | Limited slip |

100% SATISFACTION GUARANTEED

BUY IT NOW!

Click Here To Order

PayPal Discover MasterCard VISA

CERTIFICATION LABEL — Cont'd

REAR AXLE RATIO CODES — Cont'd

| CODE | YEAR | RATIO | CAPACITY | MANUFACTURER | | DESCRIPTION |
|------|-------|-------|-------------|---------------|-------|--------------------------------------|
| | | | | NAME | MODEL | |
| H3 | 80/82 | 2.75 | 3.75M | Ford | | Limited slip |
| | 85/86 | 4.11 | 3.75M | Ford | | Locking |
| H4 | 80 | 3.25 | 3.75M | Ford | | Limited slip |
| | 81/86 | 3.00 | 3.75M | Ford | | Limited slip |
| H5 | 81/82 | 3.25 | 3.75M | Ford | | Limited slip |
| | 83 | 2.73 | 3.75M | Ford | | Limited slip |
| | 87/ | 4.10 | 3.8M | Ford | | |
| H6 | 81/87 | 3.50 | 3.75M | Ford | | Limited slip |
| H7 | 80 | 3.00 | 3.75M | Ford | | Limited slip |
| | 81/82 | 2.47 | 3.75M | Ford | | Limited slip |
| H8 | 83/86 | 3.08 | 3.75M | Ford | | Limited slip |
| | 87/ | 3.08 | 3.8M | Ford | | Limited slip (Bronco, "F" Series) |
| H9 | 83/ | 3.55 | 3.75M | Ford | | Limited slip |
| | 87/ | 3.55 | 3.8M | Ford | | |
| K6 | 84/86 | 3.73 | 3.2M | Ford | | Locking |
| W5 | 89 | 4.10 | 8.25M | | | Ambulance pkg. wide track rear axles |
| 01 | 80/82 | 2.75 | 2.8M | Ford | | |
| 02 | 80/82 | 3.00 | 2.8M | Ford | | |
| 04 | 81/82 | 3.25 | 2.8M | Ford | | |
| 07 | 81/82 | 2.47 | 2.8M | Ford | | |
| 12 | 86/ | 4.10 | 2.77, 2.79M | Ford | | Aerostar |
| | 87/ | 2.73 | 3.75, 3.8M | Ford | | |
| 13 | 80/82 | 2.75 | 3.75M | Ford | | |
| | 85/86 | 4.11 | 3.75M | Ford | | |
| | 86/ | 3.45 | 2.77, 2.79M | Ford | | Non-locking Aerostar |
| 14 | 80/87 | 3.00 | 3.75M | Ford | | Non-locking |
| | 86/ | 3.73 | 2.77, 2.79M | Ford | | Aerostar — Non-locking |
| 15 | 80/82 | 3.25 | 3.75M | Ford | | |
| | 83 | 2.73 | 3.75M | Ford | | |
| 16 | 80/87 | 3.50 | 3.75M | Ford | | Non-locking |
| 17 | 81/86 | 2.47 | 3.75M | Ford | | |
| | 88 | 2.73 | 38M | Ford | | Non-locking |
| 18 | 83/ | 3.08 | 3.75M | Ford | | Non-locking |
| | 86 | 3.00 | 38M | Ford | | |
| | 87/ | 3.08 | 3.8M | Ford | | Locking |
| 19 | 83/ | 3.55 | 3.75M | Ford | | Non-Locking |
| | 87/ | 3.55 | 3.8M | Ford | | Locking |
| 21 | 83 | 3.00 | 5.3M | Dana (Spicer) | | |
| 22 | 80 | 3.07 | 5.3M | Dana (Spicer) | 61 | |
| | 83 | 3.55 | 3.75M | Dana (Spicer) | | Limited slip |
| | 84/85 | 4.10 | 5.3M | Dana (Spicer) | | |
| 23 | 80/81 | 3.31 | 5.3M | Dana (Spicer) | 60/61 | |
| | 83/ | 3.54 | 5.3M | Dana (Spicer) | 60/61 | Non-locking |
| | 86/ | 3.45 | 2.77M | Ford | | Aerostar |
| 24 | 83/ | 3.73 | 5.3M | Dana (Spicer) | 60/61 | Non-locking |
| | 86/ | 3.73 | 2.77, 2.95M | Ford | | Aerostar |
| 25 | 80/82 | 3.33 | 5.3M | Dana (Spicer) | 60/61 | Non-locking |
| | 85/ | 4.10 | 5.3M | Ford | | Regular |
| 26 | 83/87 | 3.55 | 3.75M | Ford | | Non-locking |



BUY IT NOW!
Click Here To Order



CERTIFICATION LABEL — Cont'd

REAR AXLE RATIO CODES — Cont'd

| CODE | YEAR | RATIO | CAPACITY | MANUFACTURER | | DESCRIPTION |
|------|-------|-------|-------------|---------------|-------|---------------------------|
| | | | | NAME | MODEL | |
| 27 | 80/82 | 4.10 | 7.4M | Dana (Spicer) | 70 | Non-locking |
| | 84 | 4.10 | 5.3M | Dana (Spicer) | | |
| | 85/ | 3.73 | 5.3M | Ford | | |
| 28 | 80/82 | 4.56 | 7.4M | Dana (Spicer) | 70 | |
| 29 | 85/ | 3.55 | 5.3M | Ford | | Regular |
| 31 | 81/82 | 4.10 | 5.3M | Dana (Spicer) | 60/61 | Non-locking |
| | 83/86 | 3.07 | 6.34M | Dana (Spicer) | | Non-locking (Econoline) |
| | 83/86 | 3.07 | 6.25M | Dana (Spicer) | | ("F" Series) |
| 32 | 81/82 | 3.00 | 5.3M | Dana (Spicer) | 60/61 | Non-locking |
| | 83/ | 4.10 | 6.34M | Dana (Spicer) | | Non-locking (Econoline) |
| | 83/86 | 4.10 | 6.25M | Dana (Spicer) | | ("F" Series) |
| | 83 | 3.08 | 2.5M | Ford | | (Bronco II) |
| 33 | 83/ | 3.54 | 6.34M | Dana (Spicer) | | Non-locking |
| | 83/85 | 3.54 | 6.25M | Dana (Spicer) | | ("F" Series) |
| | 88/ | 3.45 | 2.77, 2.79M | Dana | | Non-locking |
| 34 | 83/84 | 3.73 | 6.25M | Dana (Spicer) | | ("F" Series) |
| | 83/ | 3.73 | 6.34M | Dana (Spicer) | | Non-locking |
| | 85 | 3.73 | 6.25M | Dana (Spicer) | | ("F" Series) |
| | 87/ | 3.73 | 2.77, 2.79M | Ford | | Regular |
| 35 | 85/ | 4.10 | 6.25M | Ford | | Regular |
| | 88/ | 4.10 | 8.5M | | | Regular (FX250) |
| 36 | 80/82 | 3.73 | 7.4M | Dana (Spicer) | 70 | Non-locking |
| 37 | 80/82 | 3.54 | 5.3M | Dana (Spicer) | 60/61 | Non-locking |
| 38 | 80/82 | 3.73 | 5.3M | Dana (Spicer) | 60/61 | Non-locking |
| | 85/86 | 3.08 | 6.25M | Dana (Spicer) | | |
| | 86 | 3.08 | 6.25M | Dana (Spicer) | | |
| 39 | 85/ | 3.55 | 6.25M | Ford | | Regular |
| | 88/ | 3.55 | 8.5M | Ford | | Regular (FX250) |
| 41 | 80/82 | 3.54 | 6.25M | Dana (Spicer) | | |
| | 84 | 3.08 | 2.5M | Ford | | |
| 42 | 80/82 | 3.73 | 6.25M | Dana (Spicer) | | |
| | 83/86 | 4.10 | 7.4M | Dana (Spicer) | | ("F" Series) |
| | 83/85 | 3.45 | 2.5M | Ford | | (Bronco II) |
| | 86/ | 3.45 | 2.64M | Ford | | Regular (Bronco II) |
| 43 | 80/82 | 4.10 | 6.25M | Dana (Spicer) | | |
| | 83/85 | 3.54 | 7.4M | Dana (Spicer) | | |
| 44 | 80/82 | 4.56 | 6.25M | Dana (Spicer) | | |
| | 83/85 | 3.73 | 2.5M | Ford | | (Bronco II) |
| | 86/ | 3.73 | 2.64M | Ford | | Regular (Bronco II) |
| 45 | 85/ | 4.10 | 7.4M | Ford | | Regular |
| 46 | 82 | 3.73 | 6.34M | Dana (Spicer) | | Non-locking |
| 47 | 82 | 4.10 | 6.34M | Dana (Spicer) | | Non-locking |
| | 85 | 4.10 | 2.5M | Ford | | Non-limited slip |
| | 86/ | 4.10 | 2.64M | Ford | | Regular (Bronco II) |
| 49 | 85/ | 3.55 | 7.4M | Ford | | Regular |
| 51 | 80/83 | 3.73 | 7.4M | Dana (Spicer) | 70HD | |
| 52 | 80/ | 4.10 | 7.4, 7.8M | Dana (Spicer) | 70HD | Non-locking |
| 53 | 80/82 | 4.56 | 7.4M | Dana (Spicer) | 70HD | |
| | 83/ | 3.54 | 7.4, 7.8M | Dana (Spicer) | | Non-locking |
| | 83 | 4.56 | 7.4M | Dana (Spicer) | | |
| 55 | 86 | 3.55 | 3.2M | Ford | | Non-limited slip (Ranger) |
| 62 | 81/82 | 4.10 | 8.1M | Dana (Spicer) | 70HD | |
| | 83/86 | 4.10 | 8.2M | Dana (Spicer) | | |
| | | | 8.2M | Dana (Spicer) | | |

100% SATISFACTION GUARANTEED

BUY IT NOW!

Click Here To Order

PayPal American Express Discover MasterCard VISA

CERTIFICATION LABEL — Cont'd

REAR AXLE RATIO CODES — Cont'd

| CODE | YEAR | RATIO | CAPACITY | MANUFACTURER | | DESCRIPTION |
|------|-------|-------|----------|---------------|-------|---------------------------|
| | | | | NAME | MODEL | |
| 65 | 83/86 | 4.56 | 8.2M | Dana (Spicer) | | |
| | 85/ | 4.10 | 8.25M | Ford | | Regular |
| 69 | 85/ | 3.55 | 8.25M | Ford | | Regular |
| 72 | 83/86 | 3.08 | 2.2M | Ford | | |
| | 85 | 4.10 | 6.3M | Dana (Spicer) | | |
| | 88/ | 4.63 | 11M | Dana | | Non-locking |
| 73 | 85 | 3.54 | 6.3M | Dana (Spicer) | | |
| | 88/ | 5.13 | 11M | Dana | | Non-locking |
| 74 | 83/84 | 3.45 | 2.2M | Ford | | |
| 81 | 85 | 2.73 | 2.7M | Ford | | Non-limited slip (Ranger) |
| 82 | 84/86 | 3.08 | 2.7M | Ford | | Regular (Ranger) |
| | 89 | 3.08 | 2.7M | Ford | | Regular (Ranger) |
| 84 | 83/ | 3.45 | 2.7M | Ford | | Regular (Ranger) |
| 86 | 83/ | 3.73 | 2.7M | Ford | | Regular (Ranger) |
| 87 | 84/ | 4.10 | 2.7M | Ford | | Regular (Ranger) |
| 96 | 84/86 | 3.73 | 3.2M | Ford | | Regular (Ranger) |

FRONT AXLE CODES

THE THIRD DIGIT OF THE AXLE CODE IDENTIFIES THE RATIO AND/OR CAPACITY OF THE FRONT AXLE.

FOR FURTHER FRONT AXLE IDENTIFICATION, REFER TO SECTION 30 IN THIS CATALOG.

THIS VEHICLE CONFORMS TO ALL APPLICABLE FEDERAL MOTOR VEH STANDARDS IN EFFECT ON THE DATE OF MANUFACTURE SHOWN VEHICLE IDENTIFICATION NO. F25FLGA0000

TYPE TRUCK

| | | | | | |
|------------------------|----------|------|-------|--------|----|
| TERIOR PAINT COLORS 2K | | | | | 48 |
| WB | TYPE-GVW | BODY | TRANS | AXLE | |
| 133 | F262 | AB4 | C | 38 (2) | |

CERTIFICATION LABEL SHOWN

| CODE | YEAR | DESCRIPTION | CODE | YEAR | DESCRIPTION |
|------|------|-------------------------|------|------|--------------------|
| 2 | 80/ | Front Axle Limited Slip | 4 | 83/ | Power Brake Delete |
| 3 | 83/ | Power Steering Delete | 5 | 83 | Power Brake |

GROSS VEHICLE WEIGHT

THE GROSS VEHICLE WEIGHT RATING FOR THE VEHICLE (BASED ON MINIMUM EQUIPMENT REQUIRED) IS SHOWN IN POUNDS (LBS.) ABOVE OR BELOW "MAX G.V.W. LBS".

MFD. BY FORD MOTOR CO. IN U

DATE: 8/79

GVWR: 7650

FRONT GAWR: 3050

1383 KG

F78 - 15B

15 x 5.5K

AT 32 PSI COLD

WITH
TIRES
RIMS

REAR GAWR: 5300

2404 KG

F78 - 15B

15 x 5.5 K

AT 32 PSI COLD

THIS VEHICLE CONFORMS TO ALL APPLICABLE FEDERAL MOTOR VEH

DISTRICT CODES

THE CODE SHOWN ABOVE OR BELOW "D.S.O." IDENTIFIES THE DISTRICT WHICH ORDERED THE UNIT.

THE FOLLOWING CHART LISTS THESE CODES AND THE DISTRICT WHICH THEY REPRESENT.

FOR AN EXPLANATION OF THE D.S.O. PORTION OF THE NUMBER, REFER TO PAGE 12.

CONFORMS TO ALL APPLICABLE FEDERAL MOTOR VEHICLE SAFETY DS IN EFFECT ON THE DATE OF MANUFACTURE SHOWN ABOVE. TIFICATION NO. F25FLGA0000

K

| | | | | | |
|----------|------|-------|------|--|----------|
| ILORS 2K | | | | | (48) DSO |
| TYPE-GVW | BODY | TRANS | AXLE | | |
| F262 | AB4 | C | 38 2 | | 1980 |



BUY IT NOW!

Click Here To Order



CERTIFICATION LABEL — Cont'd

DISTRICT CODES — Cont'd

| CODE | DISTRICT | CODE | DISTRICT | CODE | DISTRICT | CODE | DISTRICT |
|------|--------------|-------|------------------------|----------------|-------------------------------|------|--------------------|
| 00 | Special | 52 | Dallas | FORD of CANADA | | | |
| 11 | Boston | 53 | Kansas City | A1 | Central (Lincoln-Mercury) | B1 | Central (Ford) |
| 12 | Buffalo | 54 | Omaha | | | B2 | Eastern (Ford) |
| 13 | New York | 55 | St. Louis | A2 | Eastern (Lincoln-Mercury) | B3 | Atlantic (Ford) |
| 14 | Pittsburgh | 57 | Houston | | | B4 | Midwestern (Ford) |
| 16 | Philadelphia | 58 | Twin Cities | A3 | Atlantic (Lincoln-Mercury) | B6 | Western (Ford) |
| 17 | Washington | 71 | Los Angeles | | | B7 | Pacific (Ford) |
| 21 | Atlanta | 72 | San Jose | A4 | Midwestern (Lincoln-Mercury) | B8 | Great Lakes (Ford) |
| 22 | Charlotte | 74 | Seattle | | | I1 | Export (Ford) |
| 23 | Memphis | 75 | Phoenix | A6 | Western (Lincoln-Mercury) | | |
| 24 | Jacksonville | 76 | Denver | | | | |
| 26 | New Orleans | 83 | Government | A7 | Pacific (Lincoln-Mercury) | | |
| 28 | Louisville | 84 | Home Office Reserve | A8 | Great Lakes (Lincoln-Mercury) | | |
| 41 | Chicago | 85 | American Red Cross | | | | |
| 42 | Cleveland | 86 | Recreation | I1 | Export (Lincoln-Mercury) | | |
| 43 | Milwaukee | 87 | Body Company | | | | |
| 46 | Indianapolis | 89 | Transportation Service | | | | |
| 47 | Cincinnati | 90/99 | Export | | | | |
| 48 | Detroit | | | | | | |

TAPE STRIPE COLOR CODE (FROM 8/83)

INCOMPLETE VEHICLE MANUFACTURED BY

GVWR:
VEHICLE IDENTIFICATION NUMBER

| EXTERIOR | PAINT | COLORS | 2K | | | 48 | DSO |
|----------|----------|--------|-------|------|------|--------|-----|
| WB | TYPE-GVW | BODY | TRANS | AXLE | TAPE | SPRING | |
| 133 | F262 | AB4 | C | 382 | 1 | AW | |

1 — REFER TO EXTERIOR MOULDING SECTION WHERE THE APPROPRIATE CODE IS LISTED WITH THE PART NUMBER OF THE TAPE STRIPE IT REPRESENTS.

- (A) CHARCOAL
- (B) SILVER

SPRING CODES

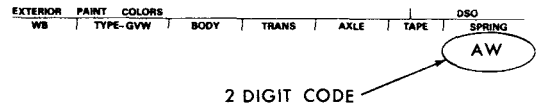
2 DIGIT CODE

- FIRST CODE INDICATES FRONT SPRINGS
- SECOND CODE INDICATES REAR SPRINGS

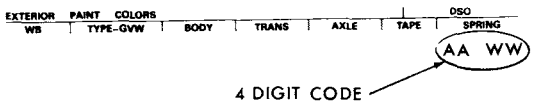
4 DIGIT CODE

- SECOND CODE INDICATES FRONT SPRING CODE
- FOURTH CODE INDICATES REAR SPRING CODE
- REFER TO SECTION 53 FOR A LISTING OF THESE CODES.

IN EFFECT ON THE DATE OF MANUFACTURE SHOWN ABOVE.
TION NO.



IN EFFECT ON THE DATE OF MANUFACTURE SHOWN ABOVE.
TION NO.



100% SATISFACTION GUARANTEED
BUY IT NOW!
Click Here To Order

PayPal, Discover, MasterCard, VISA

ACCESSORY WEIGHT CHART for 1980 VEHICLES

When adding accessories to your vehicle, the total weight capacity of the vehicle or of the front or rear axle (GVWR, GAWR as shown on the vehicle Certification Label) must not be exceeded. See the listing below for the weight effect of the various accessories shown.

| <u>ACCESSORY</u> | <u>TOTAL</u> | <u>WEIGHT EFFECT (lbs.)</u> | |
|--|--------------|-----------------------------|------------------|
| | | <u>FRONT AXLE</u> | <u>REAR AXLE</u> |
| Air Horn | 10 | 10 | 0 |
| Air Spring | 2 1/2 | 2 1/2 | 0 |
| Body Side Moulding | 3 | 1 1/2 | 1 1/2 |
| Bumper Guard — Front (Econoline) | 7 | 8 | -1 |
| Bumper Guard — Front (Lt. Truck & Bronco) | 10 | 12 | -2 |
| Fire Extinguisher — 10 BC (1) | 4 | 3 | 1 |
| Floor Mat — Rubber | 10 | 10 | 0 |
| Floor Mat — Carpet Insert | 5 1/2 | 5 1/2 | 0 |
| Fog Lights — (w/o shields) | 4 1/2 | 4 1/2 | 0 |
| Fog Lights — (with shields) | 8 | 9 | -1 |
| Hood Lock (Econoline) | 1 | 1 | 0 |
| Hood Ornament | 1 | 1 | 0 |
| License Plate Frame | 1/4 | 1/8 | 1/8 |
| Mirror — 5 1/4 x 8 1/4 Swinglock (2) (Ultra) | 3 | 2 | 1 |
| Mirror — 6 x 9 Swinglock (2) | 3 | 2 | 1 |
| Mirror — 6 x 9 Low Profile Swinglock (2) — Dual Position | 4 | 3 | 1 |
| Mirror — 7 /16 Western (2) | 10 | 6 | 4 |
| Mirror — Camper Special Low Mount (Gooseneck) (2) | 6 | 4 | 2 |
| Pick-Up Box Rails (6' Box) | 14 | 1 | 13 |
| Pick-Up Box Rails (8' Box) | 19 | 1 | 18 |
| Porthole (Weight Per Part) | 3 | 0 | 3 |
| Push Bar "E" Series | 35 | 41 | -6 |
| Radio — AM | 7 | 6 | 1 |
| Radio — AM/FM Mono | 7 | 6 | 1 |
| Radio — AM/FM MPX | 9 | 7 | 2 |
| Radio — AM Tape | 15 | 11 | 4 |
| Radio — AM/FM MPX Tape | 15 | 11 | 4 |
| Radio — AM/FM Quad Tape | 15 | 11 | 4 |
| Rallye Bar (Lt. Truck) | 89 | 28 | 61 |
| Rallye Bar (Bronco) | 48 | 15 | 33 |
| Reflector Flare | 14 | 12 | 2 |
| Roof Sport Rails (Econoline) | 12 | 0 | 12 |
| Running Boards (Bronco) | 40 | 20 | 20 |
| Running Boards (Econoline — 124" W.B.) | 43 | 21 1/2 | 21 1/2 |
| Running Boards (Econoline — 138" W.B.) | 49 | 24 1/2 | 24 1/2 |
| Running Boards — Light Truck (Std. Cab) | 33 | 21 | 12 |
| Running Boards — Light Truck (Super Cab) | 42 | 26 | 16 |
| Rustproofing (Super Seal) | 16 | 8 | 8 |
| Rustproofing (Super Seal) and Undercoating | 24 | 12 | 12 |
| Shock Absorbers (Super Flex) | 2 | 0 | 2 |
| Sliding Rear Window | 2 | 1 | 1 |
| Spare Tire Carrier — Rear Mounted (Econoline) | 11 | -12 | 23 |
| Spare Tire Carrier — Slide Out | 23 | -4 | 27 |
| Speed Control | 8 | 8 | 0 |

(1) Located in Passenger Compartment
(2) Weight Per Mirror



BUY IT NOW!

Click Here To Order



ACCESSORY WEIGHT CHART for 1980 VEHICLES — Cont'd

| ACCESSORY | TOTAL | WEIGHT EFFECT (lbs.) | |
|---|-------|----------------------|-----------|
| | | FRONT AXLE | REAR AXLE |
| Splash Guards — Plastic — Front | 3 1/4 | 3 1/4 | 0 |
| Splash Guards — Rubber — Front | 8 | 8 | 0 |
| Step Bumper (Vehicles w/o Standard Bumper) | 46 | -19 | 65 |
| Step Glide — Out | 8 | 5 | 3 |
| Storage Compartment (In-Cab) — Standard | 24 | 12 | 12 |
| Storage Compartment (In-Cab) — Deluxe | 43 | 21 | 22 |
| Tie Down Hooks | 3 | 0 | 3 |
| Tonneau Cover | 11 | 1 | 10 |
| Transmission Oil Cooler — Economy | 4 | 5 | -1 |
| Transmission Oil Cooler — High Capacity | 6 1/4 | 7 | -3/4 |
| Transmission Oil Cooler — Extra High Capacity | 5 | 6 | -1 |
| Undercoating | 12 | 6 | 6 |
| Vent — Econoline — Front Assembly | 7 1/2 | 5 1/2 | 2 |
| Vent — Econoline — Rear Assembly | 7 1/2 | 2 | 5 1/2 |
| Vent — Shades | 3/4 | 1/2 | 1/4 |
| Window Screens — Front | 1 1/2 | 1 | 1/2 |
| Window Screens — Rear | 1 1/2 | 0 | 1 1/2 |

| ENGINE | A/C TYPE | VEHICLE APPLICATION | TOTAL | FRONT AXLE | REAR AXLE |
|-------------------------------|------------------------|--------------------------|--------|------------|-----------|
| 4.9L (300 C.I.D.) | Standard | Truck, Bronco, Econoline | 62 1/2 | 63 1/2 | -1 |
| 4.9L (300 C.I.D.) | Std. w/aux. evap. | Econoline | 82 | 59 | 23 |
| 4.9L (300 C.I.D.) | Comfort Vent | Truck and Bronco | 55 | 59 | -4 |
| 4.9L (300 C.I.D.) | Aux. evap. system only | Econoline | 20 | -4 | 24 |
| 5.0L (302 C.I.D.) | Standard | Truck and Bronco | 74 | 74 1/2 | -3 1/2 |
| 5.0L (302 C.I.D.) | Standard | Econoline | 68 | 69 | -1 |
| 5.0L (302 C.I.D.) | Std. w/aux. evap. | Econoline | 94 | 72 | 22 |
| 5.0L (302 C.I.D.) | Comfort Vent | Truck and Bronco | 66 | 69 1/2 | -3 1/2 |
| 5.0L (302 C.I.D.) | Aux. evap. system only | Econoline | 20 | -4 | 24 |
| 5.8L (W) (351 C.I.D.) | Standard | Econoline | 68 | 69 | -1 |
| 5.8L (W) (351 C.I.D.) | Std. w/aux. evap. | Econoline | 94 | 72 | 22 |
| 5.8L (W) (351 C.I.D.) | Aux. evap. system only | Econoline | 20 | -4 | 24 |
| 5.8L(M)/6.6L (351/400 C.I.D.) | Standard | Light Truck and Bronco | 70 | 71 | -1 |
| 5.8L(M)/6.6L (351/400 C.I.D.) | Standard | Econoline | 62 | 63 | -1 |
| 5.8L(M)/6.6L (351/400 C.I.D.) | Std. w/aux. evap. | Econoline | 81 1/2 | 58 1/2 | 23 |
| 5.8L(M)/6.6L (351/400 C.I.D.) | Comfort Vent | Light Truck and Bronco | 62 1/2 | 65 1/2 | -3 |
| 5.8L(M)/6.6L (351/400 C.I.D.) | Aux. evap. system only | Econoline | 20 | -4 | 24 |
| 7.5L (460 C.I.D.) | Standard | Econoline | 70 | 72 | -2 |
| 7.5L (460 C.I.D.) | Std. w/aux. evap. | Econoline | 89 | 67 | 22 |
| 7.5L (460 C.I.D.) | Aux. evap. system only | Econoline | 20 | -4 | 24 |

(1) Located in Passenger Compartment
(2) Weight Per Mirror

100% SATISFACTION GUARANTEED

BUY IT NOW!

Click Here To Order

PayPal American Express Discover MasterCard VISA

ACCESSORY WEIGHT CHART for 1981 VEHICLES

When adding accessories to your vehicle, the total weight capacity of the vehicle or of the front or rear axle (GVWR, GAWR as shown on the vehicle Certification Label) must not be exceeded. See the listing below for the weight effect of the various accessories shown.

| ACCESSORY | TOTAL | WEIGHT EFFECT (lbs.) | |
|--|-------|----------------------|-----------|
| | | FRONT AXLE | REAR AXLE |
| Air Horn | 10 | 10 | 0 |
| Air Spring | 2 1/2 | 2 1/2 | 0 |
| Body Side Moulding | 3 | 1 1/2 | 1 1/2 |
| Bumper Guard — Front (Econoline) | 7 | 8 | -1 |
| Bumper Guard — Front (Lt. Truck & Bronco) | 10 | 12 | -2 |
| Fire Extinguisher (1) | 4 | 3 | 1 |
| Floor Mat — Rubber | 10 | 10 | 0 |
| Floor Mat — Carpet Insert | 5 1/2 | 5 1/2 | 0 |
| Fog Lights | 9 | 10 | -1 |
| Hood Lock | 1 | 1 | 0 |
| Hood Ornament | 1 | 1 | 0 |
| Mirror — 5 1/4 x 8 1/4 Swinglock (Ultra) (2) | 3 | 2 | 1 |
| Mirror — 6 x 9 Swinglock (2) | 3 | 2 | 1 |
| Mirror — 6 x 9 Low Profile Swinglock — Dual Position (2) | 4 | 3 | 1 |
| Pick-Up Box Rails (8' Box) | 19 | 1 | 18 |
| Pick-Up Box Rails (6' Box) | 14 | 1 | 13 |
| Porthole (2) | 3 | 0 | 3 |
| Push Bar "E" Series | 35 | 41 | -6 |
| Radio — AM & AM/FM Monaural (3) | 5 | 4 | 1 |
| Radio — AM/FM Stereo (4) | 5 | 3 | 2 |
| Radio — AM/FM w/Cassette (4) | 6 | 5 | 1 |
| Radio — AM/FM w/8 Track Tape (4) | 8 | 5 | 3 |
| Premium Sound System | 4 | 2 | 2 |
| Rallye Bar (Lt. Truck) | 96 | 30 | 66 |
| Rallye Bar (Bronco) | 50 | 16 | 34 |
| Roof Sport Rails (Econoline) | 12 | 0 | 12 |
| Running Boards (Econoline — 124" W.B.) | 43 | 21 1/2 | 21 1/2 |
| Running Boards (Econoline — 138" W.B.) | 49 | 24 1/2 | 24 1/2 |
| Running Boards — (Bronco) | 40 | 20 | 20 |
| Running Boards — Light Truck (Std. Cab) | 33 | 21 | 12 |
| Running Boards — Light Truck (Super Cab) | 42 | 26 | 16 |
| Rustproofing — Super Seal | 16 | 8 | 8 |
| Rustproofing — Super Seal & Undercoating | 24 | 12 | 12 |
| Shock Absorbers (Super Flex) (Spring Assist) | 2 | 0 | 2 |
| Sliding Rear Window | 2 | 1 | 1 |
| Spare Tire Carrier — Slide Out (5) | 23 | -4 | 27 |
| Speed Control | 8 | 8 | 0 |

- (1) Located in Passenger Compartment
- (2) Weight Per Part
- (3) Add if not factory installed
- (4) Use (3) plus (4) when (3) is not factory installed
- (5) Does not include weight of tire and wheel. When tire and wheel are installed, add the weight of the tire and wheel to the total accessory weight and multiply weight of spare tire and wheel by 1.3 and add to the above figure to determine the total front axle effect.

100% SATISFACTION GUARANTEED

BUY IT NOW!

Click Here To Order

PayPal | Discover | MasterCard | VISA

ACCESSORY WEIGHT CHART for 1981 VEHICLES — Cont'd

| ACCESSORY | TOTAL | WEIGHT EFFECT (lbs.) | |
|---|-------|----------------------|-----------|
| | | FRONT AXLE | REAR AXLE |
| Splash Guards — Plastic — Front | 3 1/4 | 3 1/4 | 0 |
| Splash Guards — Plastic — Rear — Econoline | 3 1/4 | 0 | 3 1/4 |
| Splash Guards — Rubber — Front | 8 | 8 | 0 |
| Step Bumper (Vehicles w/o Standard Bumper) | 46 | -19 | 65 |
| Step Glide — Out | 8 | 5 | 3 |
| Storage Compartment (In-Cab) — Standard | 24 | 12 | 12 |
| Storage Compartment (In-Cab) — Deluxe | 43 | 21 | 22 |
| Tie Down Hooks | 3 | 0 | 3 |
| Tonneau Cover | 11 | 1 | 10 |
| Transmission Oil Cooler — High Capacity | 6 | 7 | -1 |
| Transmission Oil Cooler — Economy | 4 | 5 | -1 |
| Transmission Oil Cooler — Extra High Capacity | 5 | 6 | -1 |
| Undercoating | 12 | 6 | 6 |
| Vent — Shades | 3/4 | 1/2 | 1/4 |
| Window Screens — Front | 1 1/2 | 1 1/2 | 0 |
| Window Screens — Rear | 1 1/2 | 0 | 1 1/2 |

| ENGINE | A/C TYPE | VEHICLE APPLICATION | TOTAL | FRONT AXLE | REAR AXLE |
|--|------------------------|--------------------------------|--------|------------|-----------|
| 4.9L (300 C.I.D.) | Standard | Econoline, Light Truck, Bronco | 62 1/2 | 63 1/2 | -1 |
| 4.9L (300 C.I.D.) | Std. w/aux. evap. | Econoline | 82 | 59 | 23 |
| 4.9L (300 C.I.D.) | Comfort Vent | Econoline, Light Truck, Bronco | 55 | 59 | -4 |
| 4.9L (300 C.I.D.) | Aux. evap. system only | Econoline, Light Truck, Bronco | 20 | -4 | 24 |
| 4.2/5.0/5.8L (W) (255/302/351 C.I.D.) | Standard | Light Truck, Bronco | 74 | 74 1/2 | -1/2 |
| 4.2/5.0/5.8L (W) (255/302/351 C.I.D.) | Standard | Econoline | 68 | 69 | -1 |
| 4.2/5.0/5.8L (W) (255/302/351 C.I.D.) | Std. w/aux. evap. | Econoline | 94 | 72 | 22 |
| 4.2/5.0/5.8L (W) (255/302/351 C.I.D.) | Comfort Vent | Econoline, Light Truck, Bronco | 66 | 69 1/2 | -3 1/2 |
| 4.2/5.0/5.8L (W) (255/302/351 C.I.D.) | Aux. evap. system only | Econoline, Light Truck, Bronco | 20 | -4 | 24 |
| 5.8L(M)/6.6L (351/400 C.I.D.) | Standard | Light Truck, Bronco | 70 | 71 | -1 |
| 5.8L(M)/6.6L (351/400 C.I.D.) | Standard | Econoline | 62 | 63 | -1 |
| 5.8L(M)/6.6L (351/400 C.I.D.) | Std. w/aux. evap. | Econoline | 81 1/2 | 58 1/2 | 23 |
| 5.8L(M)/6.6L (351/400 C.I.D.) | Comfort Vent | Econoline, Light Truck, Bronco | 62 1/2 | 65 1/2 | -3 |
| 5.8L(M)/6.6L (351/400 C.I.D.) | Aux. evap. system only | Econoline, Light Truck, Bronco | 20 | -4 | 24 |
| 7.5L (460 C.I.D.) | Standard | Econoline | 70 | 72 | -2 |
| 7.5L (460 C.I.D.) | Std. w/aux. evap. | Econoline | 89 | 67 | 22 |
| 7.5L (460 C.I.D.) | Aux. evap. system only | Econoline | 20 | -4 | 24 |

- (1) Located in Passenger Compartment
- (2) Weight Per Part
- (3) Add if not factory installed
- (4) Use (3) plus (4) when (3) is not factory installed

Does not include weight of tire and wheel. When tire and wheel are installed, add the weight of the tire and wheel to the total accessory weight and multiply add to the above figure to determine the total front axle effect.

100% SATISFACTION GUARANTEED

BUY IT NOW!

Click Here To Order

PayPal American Express Discover MasterCard VISA

ACCESSORY WEIGHT CHART for 1982 VEHICLES

When adding accessories to your vehicle, the total weight capacity of the vehicle or of the front or rear axle (GVWR, GAWR as shown on the vehicle Certification Label) must not be exceeded. See the listing below for the weight effect of the various accessories shown.

| <u>ACCESSORY</u> | <u>WEIGHT EFFECT (lbs.)</u> | | |
|--|-----------------------------|-------------------|------------------|
| | <u>TOTAL</u> | <u>FRONT AXLE</u> | <u>REAR AXLE</u> |
| Air Conditioning | | | |
| <u>4.9L Engine</u> | | | |
| Standard Air Conditioning | 62 1/2 | 63 1/2 | -1 |
| Standard Air Conditioning w/Aux. Evap.-Econ. | 82 | 59 | 23 |
| Aux. Evap. System Only | 20 | -4 | 24 |
| <u>4.2/5.08W Engine</u> | | | |
| Standard Air Conditioning — Except Econ. | 74 | 74 1/2 | -1/4 |
| Standard Air Conditioning — Econ. | 68 | 69 | -1 |
| Standard Air Conditioning — Econ. w/Aux. Evap. | 94 | 72 | 22 |
| Aux. Evap. System Only | 20 | -4 | 24 |
| <u>6.6L (400 C.I.D.) Engine</u> | | | |
| Standard Air Conditioning — Except Econ. | 70 | 71 | -1 |
| Standard Air Conditioning — Econ. | 62 | 63 | -1 |
| Standard Air Conditioning — Econ. w/Aux. Evap. | 81 1/2 | 58 1/2 | 23 |
| Aux. Evap. System Only | 20 | -4 | 24 |
| <u>7.5L (469 C.I.D.) Engine</u> | | | |
| Standard Air Conditioning — Econ. | 70 | 72 | -2 |
| Standard Air Conditioning — Econ. w/Aux. Evap. | 89 | 67 | 22 |
| Aux. Evap. System Only | 20 | -4 | 24 |
| Air Horn | 10 | 10 | 0 |
| Air Springs | 2 1/2 | 2 1/2 | 0 |
| Body Side Moulding | 3 | 1 1/2 | 1 1/2 |
| Bumper Guard — Front (Econoline) | 7 | 8 | -1 |
| Bumper Guard — Front (Exc. Econoline) | 10 | 12 | -2 |
| Fire Extinguisher (1) | 4 | 3 | 1 |
| Floor Mat — Rubber | 10 | 10 | 0 |
| Floor Mat — Carpet Insert | 5 1/2 | 5 1/2 | 0 |
| Fog Lights | 9 | 10 | -1 |
| Hood Lock | 1 | 1 | 0 |
| Hood Ornament | 1 | 1 | 0 |
| Mirror — 5 1/4 x 8 1/4 Swinglock (Ultra) (2) | 3 | 2 | 1 |
| Mirror — 6 x 9 Swinglock (2) | 3 | 2 | 1 |
| Mirror — 6 x 9 Low Profile Swinglock — Dual Position (2) | 4 | 3 | 1 |
| Pick-Up Box Rails (8' Box) | 19 | 1 | 18 |
| Pick-Up Box Rails (6' Box) | 14 | 1 | 13 |
| Porthole (2) | 3 | 0 | 3 |
| Push Bar "E" Series | 35 | 41 | -6 |

- (1) Located in Passenger Compartment
- (2) Weight Per Part
- (3) Add if not factory installed
- (4) Use (3) plus (4) when (3) is not factory installed
- (5) Does not include weight of tire and wheel. When tire and wheel are installed, add the weight of the tire and wheel to the total accessory weight and multiply weight of spare tire and wheel by 1.3 and add to the above figure to determine the total front axle effect.



BUY IT NOW!

Click Here To Order 







ACCESSORY WEIGHT CHART for 1982 VEHICLES — Cont'd

| ACCESSORY | TOTAL | WEIGHT EFFECT (lbs.) | |
|---|-------|----------------------|-----------|
| | | FRONT AXLE | REAR AXLE |
| Radio — AM & AM/FM Monaural (3) | 5 | 4 | 1 |
| Radio — AM/FM Stereo (4) | 5 | 3 | 2 |
| Radio — AM/FM w/Cassette (4) | 6 | 5 | 1 |
| Radio — AM/FM 2/8 Track Tape (4) | 8 | 5 | 3 |
| Premium Sound System | 4 | 2 | 2 |
| Rallye Bar (Lt. Truck) | 96 | 30 | 66 |
| Rallye Bar (Bronco) | 50 | 16 | 34 |
| Roof Sport Rails (Econoline) | 12 | 0 | 12 |
| Running Boards — Econoline (124" W.B.) | 43 | 21 1/2 | 21 1/2 |
| Running Boards — Econoline (138" W.B.) | 49 | 24 1/2 | 24 1/2 |
| Running Boards — Bronco | 40 | 20 | 20 |
| Running Boards — Light Truck (Std. Cab) | 33 | 21 | 12 |
| Running Boards — Light Truck (Super Cab) | 42 | 26 | 16 |
| Rustproofing (Super Seal) | 16 | 8 | 8 |
| Rustproofing (Super Seal) and Undercoating | 24 | 12 | 12 |
| Spare Tire Carrier — Slide Out (5) | 23 | -4 | 27 |
| Step Bumper (Vehicles w/o Standard Bumper) | 46 | -19 | 65 |
| Sliding Rear Window | 2 | 1 | 1 |
| Shock Absorbers (Super Flex) (Spring Assist) | 2 | 0 | 2 |
| Speed Control | 8 | 8 | 0 |
| Splash Guards — Rubber — Front | 8 | 8 | 0 |
| Splash Guards — Plastic — Front | 3 1/4 | 3 1/4 | 0 |
| Splash Guards — Plastic — Rear — Econ. | 3 1/4 | 0 | 3 1/4 |
| Storage Compartment (In-Cab) — Standard | 24 | 12 | 12 |
| Storage Compartment (In-Cab) — Deluxe | 43 | 21 | 22 |
| Tie Down Hooks | 3 | 0 | 3 |
| Tonneau Cover | 11 | 1 | 10 |
| Transmission Oil Cooler — High Capacity | 6 | 7 | -1 |
| Transmission Oil Cooler — Economy | 4 | 5 | -1 |
| Transmission Oil Cooler — Extra High Capacity | 5 | 6 | -1 |
| Undercoating | 12 | 6 | 6 |
| Vent — Shades | 3/4 | 1/2 | 1/4 |
| Window Screens — Front | 1 1/2 | 1 1/2 | 0 |
| Window Screens — Rear | 1 1/2 | 0 | 1 1/2 |

- (1) Located in Passenger Compartment
 (2) Weight Per Part
 (3) Add if not factory installed
 (4) Use (3) plus (4) when (3) is not factory installed
 (5) Does not include weight of tire and wheel. When tire and wheel are installed, add the weight of the tire and wheel to the total accessory weight and multiply weight of spare tire and wheel by 1.3 and add to the above figure to determine the total front axle effect.

100% SATISFACTION GUARANTEED

BUY IT NOW!

Click Here To Order

PayPal American Express Discover MasterCard VISA

ACCESSORY WEIGHT CHART for 1983 VEHICLES

When adding accessories to your vehicle, the total weight capacity of the vehicle or of the front or rear axle (GVWR, GAWR as shown on the vehicle Certification Label) must not be exceeded. See the listing below for the weight effect of the various accessories shown.

| <u>ACCESSORY</u> | <u>TOTAL</u> | <u>WEIGHT EFFECT (lbs.)</u> | |
|--|--------------|-----------------------------|------------------|
| | | <u>FRONT AXLE</u> | <u>REAR AXLE</u> |
| Air Horn | 10 | 10 | 0 |
| Air Spring | 2 1/2 | 2 1/2 | 0 |
| Body Side Moulding | 3 | 1 1/2 | 1 1/2 |
| Bumper Guard — Front (Econoline) | 7 | 8 | -1 |
| Bumper Guard — Front (Lt. Truck & Bronco) | 10 | 12 | -2 |
| Fire Extinguisher (1) | 4 | 3 | 1 |
| Floor Mat — Rubber | 10 | 10 | 0 |
| Floor Mat — Carpet Insert | 5 1/2 | 5 1/2 | 0 |
| Fog Lights | 9 | 10 | -1 |
| Hood Lock | 1 | 1 | 0 |
| Hood Ornament | 1 | 1 | 0 |
| Mirror — 5 1/4 x 8 1/4 Swinglock (Ultra) (2) | 3 | 2 | 1 |
| Mirror — 6 x 9 Swinglock (2) | 3 | 2 | 1 |
| Mirror — 6 x 9 Low Profile Swinglock — Dual Position (2) | 4 | 3 | 1 |
| Pick-Up Box Rails (8' Box) | 19 | 1 | 18 |
| Pick-Up Box Rails (6' Box) | 14 | 1 | 13 |
| Porthole (2) | 3 | 0 | 3 |
| Push Bar "E" Series | 35 | 41 | -6 |
| Radio — AM & AM/FM Monaural (3) | 5 | 4 | 1 |
| Radio — AM/FM Stereo (4) | 5 | 3 | 2 |
| Radio — AM/FM w/Cassette (4) | 6 | 5 | 1 |
| Radio — AM/FM w/8 Track Tape (4) | 8 | 5 | 3 |
| Premium Sound System | 4 | 2 | 2 |
| Rallye Bar (Lt. Truck) | 96 | 30 | 66 |
| Rallye Bar (Bronco) | 50 | 16 | 34 |
| Roof Sport Rails (Econoline) | 12 | 0 | 12 |
| Running Boards (Econoline — 124" W.B.) | 43 | 21 1/2 | 21 1/2 |
| Running Boards (Econoline — 138" W.B.) | 49 | 24 1/2 | 24 1/2 |
| Running Boards — (Bronco) | 40 | 20 | 20 |
| Running Boards — Light Truck (Std. Cab) | 33 | 21 | 12 |
| Running Boards — Light Truck (Super Cab) | 42 | 26 | 16 |
| Rustproofing — Super Seal | 16 | 8 | 8 |
| Rustproofing — Super Seal & Undercoating | 24 | 12 | 12 |
| Shock Absorbers (Super Flex) (Spring Assist) | 2 | 0 | 2 |
| Sliding Rear Window | 2 | 1 | 1 |
| Spare Tire Carrier — Slide Out (5) | 23 | -4 | 27 |
| Speed Control | 8 | 8 | 0 |

- (1) Located in Passenger Compartment
- (2) Weight Per Part
- (3) Add if not factory installed
- (4) Use (3) plus (4) when (3) is not factory installed
- (5) Does not include weight of tire and wheel. When tire and wheel are installed, add the weight of the tire and wheel to the total accessory weight and multiply weight of spare tire and wheel by 1.3 and add to the above figure to determine the total front axle effect.

100% SATISFACTION GUARANTEED

BUY IT NOW!

Click Here To Order

PayPal American Express Discover MasterCard VISA

ACCESSORY WEIGHT CHART for 1983 VEHICLES — Cont'd

| ACCESSORY | TOTAL | WEIGHT EFFECT (lbs.) | |
|---|-------|----------------------|-----------|
| | | FRONT AXLE | REAR AXLE |
| Splash Guards — Plastic — Front | 3 1/4 | 3 1/4 | 0 |
| Splash Guards — Plastic — Rear — Econoline | 3 1/4 | 0 | 3 1/4 |
| Splash Guards — Rubber — Front | 8 | 8 | 0 |
| Step Bumper (Vehicles w/o Standard Bumper) | 46 | -19 | 65 |
| Step Glide — Out | 8 | 5 | 3 |
| Storage Compartment (In-Cab) — Standard | 24 | 12 | 12 |
| Storage Compartment (In-Cab) — Deluxe | 43 | 21 | 22 |
| Tie Down Hooks | 3 | 0 | 3 |
| Tonneau Cover | 11 | 1 | 10 |
| Transmission Oil Cooler — High Capacity | 6 | 7 | -1 |
| Transmission Oil Cooler — Economy | 4 | 5 | -1 |
| Transmission Oil Cooler — Extra High Capacity | 5 | 6 | -1 |
| Undercoating | 12 | 6 | 6 |
| Vent — Shades | 3/4 | 1/2 | 1/4 |
| Window Screens — Front | 1 1/2 | 1 1/2 | 0 |
| Window Screens — Rear | 1 1/2 | 0 | 1 1/2 |

| ENGINE | A/C TYPE | VEHICLE APPLICATION | TOTAL | FRONT AXLE | REAR AXLE |
|----------------------------------|------------------------|--------------------------------|--------|------------|-----------|
| 4.9L (300 C.I.D.) | Standard | Econoline, Light Truck, Bronco | 62 1/2 | 63 1/2 | -1 |
| 4.9L (300 C.I.D.) | Std. w/aux. evap. | Econoline | 82 | 59 | 23 |
| 4.9L (300 C.I.D.) | Std. | Econoline, Light Truck, Bronco | 55 | 59 | -4 |
| 4.9L (300 C.I.D.) | Aux. evap. system only | Econoline | 20 | -4 | 24 |
| 5.0/5.8L (W) | Standard | Light Truck, Bronco | 74 | 74 1/2 | -1/2 |
| 5.0/5.8L (W) (302/351 C.I.D.) | Standard | Econoline | 68 | 69 | -1 |
| 5.0/5.8L (W) (302/351 C.I.D.) | Std. w/aux. evap. | Econoline | 94 | 72 | 22 |
| 5.0/5.8L (W) (302/351 C.I.D.) | Std. | Econoline, Light Truck, Bronco | 66 | 69 1/2 | -3 1/2 |
| 5.0/5.8L (W) (302/351 C.I.D.) | Aux. evap. system only | Econoline Bronco | 20 | -4 | 24 |
| 5.8L(M)/(351 C.I.D.) | Standard | Light Truck, Bronco | 70 | 71 | -1 |
| 5.8L(M)/(351 C.I.D.) | Standard | Econoline | 62 | 63 | -1 |
| 5.8L(M)/(351 C.I.D.) | Std. w/aux. evap. | Econoline | 81 1/2 | 58 1/2 | 23 |
| 5.8L(M)/(351 C.I.D.) | Std. | Econoline, Light Truck, Bronco | 62 1/2 | 65 1/2 | -3 |
| 5.8L(M)/(351 C.I.D.) | Aux. evap. system only | Econoline | 20 | -4 | 24 |
| 7.5L (460 C.I.D.) | Standard | Econoline | 70 | 72 | -2 |
| 7.5L (460 C.I.D.) | Std. w/aux. evap. | Econoline | 89 | 67 | 22 |
| 7.5L (460 C.I.D.) | Aux. evap. system only | Econoline | 20 | -4 | 24 |
| 2.0/2.3L Engine | Std. | Ranger | 74 | 75 | -1 |

- (1) Located in Passenger Compartment
- (2) Weight Per Part
- (3) Add if not factory installed
- (4) Use (3) plus (4) when (3) is not factory installed
- (5) Does not include weight of tire and wheel. When tire and wheel are installed, add the weight of the tire and wheel to the total accessory weight and multiply weight of spare tire and wheel by 1.3 and add to the above figure to determine the total front axle effect.

100% SATISFACTION GUARANTEED

BUY IT NOW!

Click Here To Order

PayPal American Express Discover MasterCard VISA

ACCESSORY WEIGHT CHART for 1984 VEHICLES

When adding accessories to your vehicle, the total weight capacity of the vehicle or of the front or rear axle (GVWR, GAWR as shown on the vehicle Certification Label) must not be exceeded. See the listing below for the weight effect of the various accessories shown.

| ACCESSORY | WEIGHT EFFECT (lbs.) | | |
|--|----------------------|------------|-----------|
| | TOTAL | FRONT AXLE | REAR AXLE |
| Air Conditioning | | | |
| 4.9L Engine | | | |
| Standard Air Conditioning | 62 1/2 | 63 1/2 | -1 |
| Standard Air Conditioning w/Aux. Evap.-Econ. | 82 | 59 | 23 |
| Aux. Evap. System Only | 20 | -4 | 24 |
| 4.2/5.08W Engine | | | |
| Standard Air Conditioning — Except Econ. | 74 | 74 1/2 | -1/4 |
| Standard Air Conditioning — Econ. | 68 | 69 | -1 |
| Standard Air Conditioning — Econ. w/Aux. Evap. | 94 | 72 | 22 |
| Aux. Evap. System Only | 20 | -4 | 24 |
| 6.6L (400 C.I.D.) Engine | | | |
| Standard Air Conditioning — Except Econ. | 70 | 71 | -1 |
| Standard Air Conditioning — Econ. | 62 | 63 | -1 |
| Standard Air Conditioning — Econ. w/Aux. Evap. | 81 1/2 | 58 1/2 | 23 |
| Aux. Evap. System Only | 20 | -4 | 24 |
| 7.5L (469 C.I.D.) Engine | | | |
| Standard Air Conditioning — Econ. | 70 | 72 | -2 |
| Standard Air Conditioning — Econ. w/Aux. Evap. | 89 | 67 | 22 |
| Aux. Evap. System Only | 20 | -4 | 24 |
| Air Horn | 10 | 10 | 0 |
| Air Springs | 2 1/2 | 2 1/2 | 0 |
| Body Side Moulding | 3 | 1 1/2 | 1 1/2 |
| Bumper Guard — Front — Econoline | 7 | 8 | -1 |
| Bumper Guard — Front — Exc. Econoline | 10 | 12 | -2 |
| Fire Extinguisher (1) | 4 | 3 | 1 |
| Floor Mat — Rubber | 10 | 10 | 0 |
| Floor Mat — Carpet Insert | 5 1/2 | 5 1/2 | 0 |
| Fog Lights | 9 | 10 | -1 |
| Hood Lock | 1 | 1 | 0 |
| Hood Ornament | 1 | 1 | 0 |
| Mirror — 5 1/4 x 8 1/4 Swinglock (Ultra) (2) | 3 | 2 | 1 |
| Mirror — 6 x 9 Swinglock (2) | 3 | 2 | 1 |
| Mirror — 6 x 9 Low Profile Swinglock — Dual Position (2) | 4 | 3 | 1 |
| Pick-Up Box Rails (8' Box) | 19 | 1 | 18 |
| Pick-Up Box Rails (6' Box) | 14 | 1 | 13 |
| Porthole (2) | 3 | 0 | 3 |
| Push Bar "E" Series | 35 | 41 | -6 |

(1) Located in Passenger Compartment

(2) Weight Per Part

(3) Add if not factory installed

(4) Use (3) plus (4) when (3) is not factory installed

(5) Does not include weight of tire and wheel. When tire and wheel are installed, add the weight of the tire and wheel to the total accessory weight and multiply weight of spare tire and wheel by 1.3 and add to the above figure to determine the total front axle effect.



BUY IT NOW!

Click Here To Order



ACCESSORY WEIGHT CHART for 1984 VEHICLES — Cont'd

| ACCESSORY | TOTAL | WEIGHT EFFECT (lbs.) | |
|--|-------|----------------------|-----------|
| | | FRONT AXLE | REAR AXLE |
| Radio — AM & AM/FM Monaural (3) | 5 | 4 | 1 |
| Radio — AM/FM Stereo (4) | 5 | 3 | 2 |
| Radio — AM/FM w/Cassette (4) | 6 | 5 | 1 |
| Radio — AM/FM 2/8 Track Tape (4) | 8 | 5 | 3 |
| Rallye Bar — Lt. Truck | 96 | 30 | 66 |
| Rallye Bar — Bronco | 50 | 16 | 34 |
| Roof Sport Rails — Econoline | 12 | 0 | 12 |
| Running Boards — Econoline (124" W.B.) | 43 | 21 1/2 | 21 1/2 |
| Running Boards — Econoline (138" W.B.) | 49 | 24 1/2 | 24 1/2 |
| Running Boards — Bronco | 40 | 20 | 20 |
| Running Boards — Light Truck (Std. Cab) | 33 | 21 | 12 |
| Running Boards — Light Truck (Super Cab) | 42 | 26 | 16 |
| Rustproofing — Super Seal | 16 | 8 | 8 |
| Spare Tire Carrier — Slide Out (5) | 23 | -4 | 27 |
| Step Bumper (Vehicles w/o Standard Bumper) | 46 | -19 | 65 |
| Sliding Rear Window | 2 | 1 | 1 |
| Shock Absorbers (Super Flex) (Spring Assist) | 2 | 0 | 2 |
| Speed Control | 5 | 5 | 0 |
| Splash Guards — Rubber — Front | 8 | 8 | 0 |
| Splash Guards — Plastic — Front | 3 1/4 | 3 1/4 | 0 |
| Splash Guards — Plastic — Rear — Econ. | 3 1/4 | 0 | 3 1/4 |
| Storage Compartment (In-Cab) — Standard | 24 | 12 | 12 |
| Storage Compartment (In-Cab) — Deluxe | 43 | 21 | 22 |
| Tie Down Hooks | 3 | 0 | 3 |
| Tonneau Cover | 11 | 1 | 10 |
| Transmission Oil Cooler — 2 Tube | 3 | 3 | 0 |
| Transmission Oil Cooler — 4 Tube | 4 1/2 | 4 1/2 | 0 |
| Vent — Shades | 3/4 | 1/2 | 1/4 |
| Window Screens — Front | 1 1/2 | 1 1/2 | 0 |
| Window Screens — Rear | 1 1/2 | 0 | 1 1/2 |

- (1) Located in Passenger Compartment
- (2) Weight Per Part
- (3) Add if not factory installed
- (4) Use (3) plus (4) when (3) is not factory installed
- (5) Does not include weight of tire and wheel. When tire and wheel are installed, add the weight of the tire and wheel to the total accessory weight and multiply weight of spare tire and wheel by 1.3 and add to the above figure to determine the total front axle effect.

100% SATISFACTION GUARANTEED

BUY IT NOW!

Click Here To Order

PayPal American Express Discover MasterCard VISA

ACCESSORY WEIGHT CHART for 1985 VEHICLES

When adding accessories to your vehicle, the total weight capacity of the vehicle or of the front or rear axle (GVWR, GAWR as shown on the vehicle Certification Label) must not be exceeded. See the listing below for the weight effect of the various accessories shown.

| <u>ACCESSORY</u> | <u>TOTAL</u> | <u>WEIGHT EFFECT (lbs.)</u> | |
|--|--------------|-----------------------------|------------------|
| | | <u>FRONT AXLE</u> | <u>REAR AXLE</u> |
| Air Conditioning | | | |
| <u>4.9L Engine</u> | | | |
| Standard Air Conditioning | 62 1/2 | 63 1/2 | -1 |
| Standard Air Conditioning w/Aux. Evap.-Econ. | 82 | 59 | 23 |
| Aux. Evap. System Only | 20 | -4 | 24 |
| <u>5.0/5.8 Engine</u> | | | |
| Standard Air Conditioning — Except Econ. | 74 | 74 1/2 | -1/4 |
| Standard Air Conditioning — Econ. | 68 | 69 | -1 |
| Standard Air Conditioning — Econ. w/Aux. Evap. | 94 | 72 | 22 |
| Aux. Evap. System Only | 20 | -4 | 24 |
| <u>6.6L (400 C.I.D.) Engine</u> | | | |
| Standard Air Conditioning — Except Econ. | 70 | 71 | -1 |
| Standard Air Conditioning — Econ. | 62 | 63 | -1 |
| Standard Air Conditioning — Econ. w/Aux. Evap. | 81 1/2 | 58 1/2 | 23 |
| Aux. Evap. System Only | 20 | -4 | 24 |
| <u>7.5L (460 C.I.D.) Engine</u> | | | |
| Standard Air Conditioning — Econ. | 70 | 72 | -2 |
| Standard Air Conditioning — Econ. w/Aux. Evap. | 89 | 67 | 22 |
| Aux. Evap. System Only | 20 | -4 | 24 |
| Air Horn | 10 | 10 | 0 |
| Air Springs | 2 1/2 | 2 1/2 | 0 |
| Body Side Moulding | 3 | 1 1/2 | 1 1/2 |
| Bumper Guard — Front — Econoline | 7 | 8 | -1 |
| Bumper Guard — Front — Exc. Econoline | 10 | 12 | -2 |
| Fire Extinguisher (1) | 4 | 3 | 1 |
| Floor Mat — Rubber | 10 | 10 | 0 |
| Floor Mat — Carpet Insert | 5 1/2 | 5 1/2 | 0 |
| Fog Lights | 9 | 10 | -1 |
| Hood Lock | 1 | 1 | 0 |
| Hood Ornament | 1 | 1 | 0 |
| Mirror — 5 x 8 Swinglock (2) | 3 | 2 | 1 |
| Mirror — 6 x 9 Low Profile Swinglock — Dual Position (2) | 4 | 3 | 1 |
| Pick-Up Box Rails (8' Box) | 19 | 1 | 18 |
| Pick-Up Box Rails (6' Box) | 14 | 1 | 13 |
| Push Bar "E" Series | 35 | 41 | -6 |

- (1) Located in Passenger Compartment
- (2) Weight Per Part
- (3) Add if not factory installed
- (4) Use (3) plus (4) when (3) is not factory installed
- (5) Does not include weight of tire and wheel. When tire and wheel are installed, add the weight of the tire and wheel to the total accessory weight and multiply weight of spare tire and wheel by 1.3 and add to the above figure to determine the total front axle effect.

100% SATISFACTION GUARANTEED

BUY IT NOW!

Click Here To Order

PayPal Discover American Express MasterCard VISA

ACCESSORY WEIGHT CHART for 1985 VEHICLES — Cont'd

| ACCESSORY | TOTAL | WEIGHT EFFECT (lbs.) | |
|--|-------|----------------------|-----------|
| | | FRONT AXLE | REAR AXLE |
| Radio — AM & AM/FM Monaural (3) | 5 | 4 | 1 |
| Radio — AM/FM Stereo (4) | 5 | 3 | 2 |
| Radio — AM/FM w/Cassette (4) | 6 | 5 | 1 |
| Radio — AM/FM 2/8 Track Tape (4) | 8 | 5 | 3 |
| Rallye Bar — Lt. Truck | 96 | 30 | 66 |
| Rallye Bar — Bronco | 50 | 16 | 34 |
| Roof Sport Rails — Econoline | 12 | 0 | 12 |
| Running Boards — Econoline (124" W.B.) | 43 | 21 1/2 | 21 1/2 |
| Running Boards — Econoline (138" W.B.) | 49 | 24 1/2 | 24 1/2 |
| Running Boards — Bronco | 40 | 20 | 20 |
| Running Boards — Light Truck (Std. Cab) | 33 | 21 | 12 |
| Running Boards — Light Truck (Super Cab) | 42 | 26 | 16 |
| Spare Tire Carrier | 23 | -4 | 27 |
| Step Bumper — (Vehicles w/o Standard Bumper) | 46 | -19 | 65 |
| Sliding Rear Window | 2 | 1 | 1 |
| Shock Absorbers (Super Flex) (Spring Assist) | 2 | 0 | 2 |
| Speed Control | 5 | 5 | 0 |
| Splash Guards — Rubber — Front | 8 | 8 | 0 |
| Splash Guards — Plastic — Front | 3 1/4 | 3 1/4 | 0 |
| Splash Guards — Plastic — Rear — Econ. | 3 1/4 | 0 | 3 1/4 |
| Storage Compartment (in-Cab) — Standard | 24 | 12 | 12 |
| Storage Compartment (in-Cab) — Deluxe | 43 | 21 | 22 |
| Super Seal Anti-Corrosion Treatment | 16 | 8 | 8 |
| Tonneau Cover | 11 | 1 | 10 |
| Transmission Oil Cooler — 2 Tube | 3 | 3 | 0 |
| Transmission Oil Cooler — 4 Tube | 4 1/2 | 4 1/2 | 0 |
| Vent — Shades | 3/4 | 1/2 | 1/4 |
| Window Screens — Front | 1 1/2 | 1 1/2 | 0 |
| Window Screens — Rear | 1 1/2 | 0 | 1 1/2 |

- (1) Located in Passenger Compartment
- (2) Weight Per Part
- (3) Add if not factory installed
- (4) Use (3) plus (4) when (3) is not factory installed
- (5) Does not include weight of tire and wheel. When tire and wheel are installed, add the weight of the tire and wheel to the total accessory weight and multiply weight of spare tire and wheel by 1.3 and add to the above figure to determine the total front axle effect.

100% SATISFACTION GUARANTEED

BUY IT NOW!

Click Here To Order

PayPal American Express Discover MasterCard VISA

ACCESSORY WEIGHT CHART for 1986 VEHICLES

When adding accessories to your vehicle, the total weight capacity of the vehicle or of the front or rear axle (GVWR, GAWR as shown on the vehicle Certification Label) must not be exceeded. See the listing below for the weight effect of the various accessories shown.

| ACCESSORY | TOTAL | WEIGHT EFFECT (lbs.) | |
|--|--------|----------------------|-----------|
| | | FRONT AXLE | REAR AXLE |
| Air Conditioning | | | |
| <u>4.9L Engine</u> | | | |
| Standard Air Conditioning | 62 1/2 | 63 1/2 | -1 |
| Standard Air Conditioning w/Aux. Evap.-Econ. | 82 | 59 | 23 |
| Aux. Evap. System Only | 20 | -4 | 24 |
| <u>5.0/5.8 Engine</u> | | | |
| Standard Air Conditioning — Except Econ. | 74 | 74 1/2 | -1/4 |
| Standard Air Conditioning — Econ. | 68 | 69 | -1 |
| Standard Air Conditioning — Econ. w/Aux. Evap. | 94 | 72 | 22 |
| Aux. Evap. System Only | 20 | -4 | 24 |
| <u>6.6L (400 C.I.D.) Engine</u> | | | |
| Standard Air Conditioning — Except Econ. | 70 | 71 | -1 |
| Standard Air Conditioning — Econ. | 62 | 63 | -1 |
| Standard Air Conditioning — Econ. w/Aux. Evap. | 81 1/2 | 58 1/2 | 23 |
| Aux. Evap. System Only | 20 | -4 | 24 |
| <u>7.5L (460 C.I.D.) Engine</u> | | | |
| Standard Air Conditioning — Econ. | 70 | 72 | -2 |
| Standard Air Conditioning — Econ. w/Aux. Evap. | 89 | 67 | 22 |
| Aux. Evap. System Only | 20 | -4 | 24 |
| Air Horn | 10 | 10 | 0 |
| Air Springs | 2 1/2 | 2 1/2 | 0 |
| Assist Handles — All Lt. Trk. Except Aerostar | 2 | 2 | 0 |
| Body Side Moulding | 3 | 1 1/2 | 1 1/2 |
| Bumper — Tubular — Rear — F-Series | 46 | -8 | 54 |
| — Ranger | 36 | -6 | 42 |
| Bumper Guard — Front — Econoline | 7 | 8 | -1 |
| — Exc. Econoline | 10 | 12 | -2 |
| Cargo Bar — F-Series | 4 | 1 | 3 |
| — With Net System | 9 | 1 | 8 |
| — Ranger | 3 | 1 | 2 |
| — With Net System | 8 | 1 | 7 |
| Driving Lights | 7 1/2 | 3 | 4 1/2 |
| Fire Extinguisher (1) | 4 | 3 | 1 |
| Flares — Fender — Plastic — F-Series, Ranger | 6 | 3 | 3 |
| Floor Mat — Rubber | 10 | 10 | 0 |
| Floor Mat — Carpet Insert | 5 1/2 | 5 1/2 | 0 |
| Fog Lights | 9 | 10 | -1 |

(1) Located in Passenger Compartment

(2) Weight Per Part

(3) Add if not factory installed

(4) Use (3) plus (4) when (3) is not factory installed

(5) Does not include weight of tire and wheel. When tire and wheel are installed, add the weight of the tire and wheel to the total accessory weight and multiply weight of spare tire and wheel by 1.3 and add to the above figure to determine the total front axle effect.

ACCESSORY WEIGHT CHART for 1986 VEHICLES — Cont'd

| ACCESSORY | TOTAL | WEIGHT EFFECT (lbs.) | |
|---|-------|----------------------|-----------|
| | | FRONT AXLE | REAR AXLE |
| Grille Guard/Less Brush Guard — F-Series/Bronco | 47 | 57 | -10 |
| — Ranger/Bronco II | 39 | 47 | -8 |
| Grille Guard with Brush Guard — F-Series/Bronco | 56 | 67 | -11 |
| — Ranger/Bronco II | 45 | 54 | -9 |
| Hitch — Class I — Aerostar | 28 | -7 | 35 |
| Hood Lock | 1 | 1 | 0 |
| Hood Ornament | 1 | 1 | 0 |
| Koolatron Cold Box | 17 | 7 | 10 |
| — 110 Volt Power Pack | 4 | 0 | 4 |
| Ladder — Van Econoline | 5 | -1 | 6 |
| Mirror — 5 x 8 Swinglock (2) | 3 | 2 | 1 |
| Mirror — 7 x 16 — Western (2) | 4 | 3 | 1 |
| Pick-Up Box Rails (8' Box) | 19 | 1 | 18 |
| Pick-Up Box Rails (6' Box) | 14 | 1 | 13 |
| Push Bar "E" Series | 35 | 41 | -6 |
| Radio — AM & AM/FM Monaural (3) | 5 | 4 | 1 |
| — AM/FM Stereo (4) | 5 | 3 | 2 |
| — AM/FM w/Cassette (4) | 6 | 5 | 1 |
| — AM/FM 2/8 Track Tape (4) | 8 | 5 | 3 |
| Rallye Bar — F-Series — 8' | 70 | 18 | 52 |
| — 6' | 65 | 16 | 49 |
| — Flareside | 75 | 19 | 56 |
| — Ranger | 75 | 19 | 56 |
| — Lt. Truck | 96 | 30 | 66 |
| — Bronco | 50 | 16 | 34 |
| Roof Sport Rails — Econoline | 12 | 0 | 12 |
| Running Boards — Econoline (124" W.B.) | 43 | 21 1/2 | 21 1/2 |
| — Econoline (138" W.B.) | 49 | 24 1/2 | 24 1/2 |
| — Bronco | 40 | 20 | 20 |
| — Light Truck (Std. Cab) | 33 | 21 | 12 |
| — Light Truck (Super Cab) | 42 | 26 | 16 |
| Spare Tire Carrier | 23 | -4 | 27 |
| Step Bumper — (Vehicles w/o Standard Bumper) | 46 | -19 | 65 |
| — Aux. All Except Econo. and Aerostar | 12 | 10 | 2 |
| Sliding Rear Window | 2 | 1 | 1 |
| Shield — Aero Bug Deflector — F-Series/Bronco | 3 | 3 | 0 |
| — Ranger/Bronco II | 2 1/2 | 2 1/2 | 0 |
| Shock Absorbers (Super Flex) (Spring Assist) | 2 | 0 | 2 |
| Speed Control | 5 | 5 | 0 |
| Splash Guards — Rubber — Front | 8 | 8 | 0 |
| — Plastic — Front | 3 1/4 | 3 1/4 | 0 |
| — Plastic — Rear — Econ. | 3 1/4 | 0 | 3 1/4 |
| Storage Compartment (In-Cab) — Standard | 24 | 12 | 12 |
| — Deluxe | 43 | 21 | 22 |
| Super Seal Anti-Corrosion Treatment | 16 | 8 | 8 |

(1) Located in Passenger Compartment

(2) Weight Per Part

(3) Add if not factory installed

(4) Use (3) plus (4) when (3) is not factory installed

(5) Does not include weight of tire and wheel. When tire and wheel are installed, add the weight of the tire and wheel to the total accessory weight and multiply weight of spare tire and wheel by 1.3 and add to the above figure to determine the total front axle effect.

**BUY IT NOW!****Click Here To Order**

ACCESSORY WEIGHT CHART for 1986 VEHICLES — Cont'd

| ACCESSORY | WEIGHT EFFECT (lbs.) | | |
|--------------------------------------|----------------------|------------|-----------|
| | TOTAL | FRONT AXLE | REAR AXLE |
| Tachometer — Diesel | 1 | 1 | 0 |
| Tailgate Protector — F-Series/Ranger | 2 1/4 | 0 | 2 1/4 |
| Telephone | 21 1/2 | 11 1/2 | 10 |
| Anti Theft | 1 | 1 | 0 |
| Tonneau Cover | 11 | 1 | 10 |
| Tool Box — F-Series | 24 | -5 | 29 |
| — Ranger | 20 | -4 | 24 |
| Transmission Oil Cooler — 2 Tube | 3 | 3 | 0 |
| — 4 Tube | 4 1/2 | 4 1/2 | 0 |
| Vent — Shades | 3/4 | 1/2 | 1/4 |
| Winch — 6000# F-Series/Bronco | 128 | 155 | -27 |
| — 8000# F-Series/Bronco | 151 | 183 | -32 |
| Winch — 6000# Ranger/Bronco II | 115 | 138 | -23 |
| — 8000# Ranger/Bronco II | 138 | 165 | -29 |
| Window Guard — Rear F-Series | 25 | 12 | 13 |
| — Rear Ranger | 21 | 10 | 11 |
| Window Screens — Front | 1 1/2 | 1 1/2 | 0 |
| — Rear | 1 1/2 | 0 | 1 1/2 |

(1) Located in Passenger Compartment

(2) Weight Per Part

(3) Add if not factory installed

(4) Use (3) plus (4) when (3) is not factory installed

(5) Does not include weight of tire and wheel. When tire and wheel are installed, add the weight of the tire and wheel to the total accessory weight and multiply weight of spare tire and wheel by 1.3 and add to the above figure to determine the total front axle effect.



BUY IT NOW!

Click Here To Order 







ACCESSORY WEIGHT CHART for 1987 VEHICLES — Cont'd

| ACCESSORY | WEIGHT EFFECT (lbs.) | | |
|---|----------------------|------------|-----------|
| | TOTAL | FRONT AXLE | REAR AXLE |
| Cargo Mats | 78 | 0 | 78 |
| Cargo Bar — F-Series | 4 | 1 | 3 |
| — With Net System | 9 | 1 | 8 |
| — Ranger | 3 | 1 | 2 |
| — With Net System | 8 | 1 | 7 |
| Defroster — Rear Window | 1 | 1 | 0 |
| Driving Lights | 7 1/2 | 3 | 4 1/2 |
| Fire Extinguisher (1) | 4 | 3 | 1 |
| Flares — Fender — Plastic — F-Series, Ranger | 6 | 3 | 3 |
| Floor Mat — Rubber | 10 | 10 | 0 |
| Floor Mat — Carpet Insert | 5 1/2 | 5 1/2 | 0 |
| Fog Lights | 9 | 10 | -1 |
| Front End Covers — Light Truck | 5 | 5 | 0 |
| Grille Guard/Less Brush Guard — F-Series/Bronco | 47 | 57 | -10 |
| — Ranger/Bronco II | 39 | 47 | -8 |
| Grille Guard with Brush Guard — F-Series/Bronco | 56 | 67 | -11 |
| — Ranger/Bronco II | 45 | 54 | -9 |
| Hitch — Class I — Aerostar | 28 | -7 | 35 |
| Hood Lock | 1 | 1 | 0 |
| Hood Ornament | 1 | 1 | 0 |
| Koolatron Cold Box | 17 | 7 | 10 |
| — 110 Volt Power Pack | 4 | 0 | 4 |
| Ladder — Van Econoline | 5 | -1 | 6 |
| Louvers | 12 | 0 | 12 |
| Mirror — 5 x 8 Swinglock (2) | 3 | 2 | 1 |
| Mirror — 7 x 16 — Western (2) | 4 | 3 | 1 |
| Pick-Up Box Rails (8' Box) | 19 | 1 | 18 |
| Pick-Up Box Rails (6' Box) | 14 | 1 | 13 |
| Push Bar "E" Series | 35 | 41 | -6 |
| Radio — AM & AM/FM Monaural (3) | 5 | 4 | 1 |
| — AM/FM Stereo (4) | 5 | 3 | 2 |
| — AM/FM w/Cassette (4) | 6 | 5 | 1 |
| — AM/FM 2/8 Track Tape (4) | 8 | 5 | 3 |
| Railye Bar — F-Series — 8' | 70 | 18 | 52 |
| — 6' | 65 | 16 | 49 |
| — Flareside | 75 | 19 | 56 |
| — Ranger | 75 | 19 | 56 |
| — Lt. Truck | 96 | 30 | 66 |
| — Bronco | 50 | 16 | 34 |
| Roof Sport Rails — Econoline | 12 | 0 | 12 |
| Running Boards — Econoline (124" W.B.) | 43 | 21 1/2 | 21 1/2 |
| — Econoline (138" W.B.) | 49 | 24 1/2 | 24 1/2 |
| — Bronco | 40 | 20 | 20 |
| — Light Truck (Std. Cab) | 33 | 21 | 12 |
| — Light Truck (Super Cab) | 42 | 26 | 16 |

(1) Located in Passenger Compartment

(2) Weight Per Part

(3) Add if not factory installed

(4) Use (3) plus (4) when (3) is not factory installed

(5) Does not include weight of tire and wheel. When tire and wheel are installed, add the weight of the tire and wheel to the total accessory weight and multiply by 2 to add to the above figure to determine the total front axle effect.



BUY IT NOW!

Click Here To Order



ACCESSORY WEIGHT CHART for 1987 VEHICLES — Cont'd

| ACCESSORY | TOTAL | WEIGHT EFFECT (lbs.) | |
|---|--------|----------------------|-----------|
| | | FRONT AXLE | REAR AXLE |
| Spare Tire Carrier | 23 | -4 | 27 |
| Spare Tire Carrier — Aerostar | 63 | -6 | 70 |
| Step Bumper — (Vehicles w/o Standard Bumper) | 46 | -19 | 65 |
| — Aux. All Except Econo. and Aerostar | 12 | 10 | 2 |
| Sliding Rear Window | 2 | 1 | 1 |
| Shield — Aero Bug Deflector — F-Series/Bronco | 3 | 3 | 0 |
| — Ranger/Bronco II | 2 1/2 | 2 1/2 | 0 |
| Shock Absorbers (Super Flex) (Spring Assist) | 2 | 0 | 2 |
| Speed Control | 5 | 5 | 0 |
| Splash Guards — Rubber — Front | 8 | 8 | 0 |
| — Plastic — Front | 3 1/4 | 3 1/4 | 0 |
| — Plastic — Rear — Econ. | 3 1/4 | 0 | 3 1/4 |
| Storage Compartment (In-Cab) — Standard | 24 | 12 | 12 |
| — Deluxe | 43 | 21 | 22 |
| Super Seal Anti-Corrosion Treatment | 16 | 8 | 8 |
| Tachometer — Diesel | 1 | 1 | 0 |
| Tailgate Protector — F-Series/Ranger | 2 1/4 | 0 | 2 1/4 |
| Telephone | 12 1/2 | 7 | 5 1/2 |
| Anti Theft | 1 | 1 | 0 |
| Tonneau Cover | 11 | 1 | 10 |
| Tool Box — F-Series | 24 | -5 | 29 |
| — Ranger | 20 | -4 | 24 |
| Transmission Oil Cooler — 2 Tube | 3 | 3 | 0 |
| — 4 Tube | 4 1/2 | 4 1/2 | 0 |
| Vent — Shades | 3/4 | 1/2 | 1/4 |
| Wheel — Nut — Locking | 1 | 1/2 | 1/2 |
| Winch — 6000# F-Series/Bronco | 128 | 155 | -27 |
| — 8000# F-Series/Bronco | 151 | 183 | -32 |
| Winch — 6000# Ranger/Bronco II | 115 | 138 | -23 |
| — 8000# Ranger/Bronco II | 138 | 165 | -29 |
| Window Guard — Rear F-Series | 25 | 12 | 13 |
| — Rear Ranger | 21 | 10 | 11 |
| Window Screens — Front — Exc. Aerostar | 1 1/2 | 1 1/2 | 0 |
| — Rear — Exc. Aerostar | 1 1/2 | 0 | 1 1/2 |

- (1) Located in Passenger Compartment
- (2) Weight Per Part
- (3) Add if not factory installed
- (4) Use (3) plus (4) when (3) is not factory installed
- (5) Does not include weight of tire and wheel. When tire and wheel are installed, add the weight of the tire and wheel to the total accessory weight and multiply weight of spare tire and wheel by 1.3 and add to the above figure to determine the total front axle effect.

100% SATISFACTION GUARANTEED

BUY IT NOW!

Click Here To Order

PayPal American Express Discover MasterCard VISA

ACCESSORY WEIGHT CHART for 1988 VEHICLES — Cont'd

| ACCESSORY | TOTAL | WEIGHT EFFECT (lbs.) | |
|---|-------|----------------------|-----------|
| | | FRONT AXLE | REAR AXLE |
| Cargo Mats | 78 | 0 | 78 |
| Cargo Bar — F-Series | 4 | 1 | 3 |
| — With Net System | 9 | 1 | 8 |
| — Ranger | 3 | 1 | 2 |
| — With Net System | 8 | 1 | 7 |
| Defroster — Rear Window | 1 | 1 | 0 |
| Off-Road Lights | 7 1/2 | 3 | 4 1/2 |
| Fire Extinguisher (1) | 4 | 3 | 1 |
| Flares — Fender — Plastic — F-Series, Ranger | 6 | 3 | 3 |
| Floor Mat — Rubber | 10 | 10 | 0 |
| Floor Mat — Carpet Insert | 5 1/2 | 5 1/2 | 0 |
| Fog Lights | 9 | 10 | -1 |
| Front End Covers — Light Truck | 5 | 5 | 0 |
| Grille Guard/Less Brush Guard — F-Series/Bronco | 47 | 57 | -10 |
| — Ranger/Bronco II | 39 | 47 | -8 |
| Grille Guard with Brush Guard — F-Series/Bronco | 56 | 67 | -11 |
| — Ranger/Bronco II | 45 | 54 | -9 |
| Hitch — Class I — Aerostar | 28 | -7 | 35 |
| Hood Lock | 1 | 1 | 0 |
| Hood Ornament | 1 | 1 | 0 |
| Koolatron Cold Box | 17 | 7 | 10 |
| — 110 Volt Power Pack | 4 | 0 | 4 |
| Ladder — Van Econoline | 5 | -1 | 6 |
| Louvers | 12 | 0 | 12 |
| Mirror — 5 x 8 Swinglock (2) | 3 | 2 | 1 |
| Mirror — 7 x 16 — Western (2) | 4 | 3 | 1 |
| Pick-Up Box Rails (8' Box) | 19 | 1 | 18 |
| Pick-Up Box Rails (6' Box) | 14 | 1 | 13 |
| Push Bar "E" Series | 35 | 41 | -6 |
| Rallye Bar — F-Series — 8' | 70 | 18 | 52 |
| — 6' | 65 | 16 | 49 |
| — Flareside | 75 | 19 | 56 |
| — Ranger | 75 | 19 | 56 |
| — Lt. Truck | 96 | 30 | 66 |
| — Bronco | 50 | 16 | 34 |
| Roof Sport Rails — Econoline | 12 | 0 | 12 |
| Running Boards — Econoline (124" W.B.) | 43 | 21 1/2 | 21 1/2 |
| — Econoline (138" W.B.) | 49 | 24 1/2 | 24 1/2 |
| — Bronco | 40 | 20 | 20 |
| — Light Truck (Std. Cab) | 33 | 21 | 12 |
| — Light Truck (Super Cab) | 42 | 26 | 16 |
| — Aerostar | 42 | 21 | 21 |

- (1) Located in Passenger Compartment
(2) Weight Per Part
(3) Add if not factory installed
(4) Use (3) plus (4) when (3) is not factory installed
(5) Does not include weight of tire and wheel. When tire and wheel are installed, add the weight of the tire and wheel to the total accessory weight and multiply weight of spare tire and wheel by 1.3 and add to the above figure to determine the total front axle effect.

100% SATISFACTION GUARANTEED

BUY IT NOW!

Click Here To Order

PayPal American Express Cards Discover MasterCard VISA

ACCESSORY WEIGHT CHART for 1988 VEHICLES — Cont'd

| ACCESSORY | TOTAL | WEIGHT EFFECT (lbs.) | |
|---|--------|----------------------|-----------|
| | | FRONT AXLE | REAR AXLE |
| Spare Tire Carrier | 23 | -4 | 27 |
| Spare Tire Carrier — Aerostar | 63 | -6 | 70 |
| Step Bumper — (Vehicles w/o Standard Bumper) | 46 | -19 | 65 |
| — Aux. All Except Econ. and Aerostar | 12 | 10 | 2 |
| Sliding Rear Window | 2 | 1 | 1 |
| Shield — Aero Bug Deflector — F-Series/Bronco | 3 | 3 | 0 |
| — Ranger/Bronco II | 2 1/2 | 2 1/2 | 0 |
| Shock Absorbers (Super Flex) (Spring Assist) | 2 | 0 | 2 |
| Speed Control | 5 | 5 | 0 |
| Splash Guards — Rubber — Front | 8 | 8 | 0 |
| — Plastic — Front | 3 1/4 | 3 1/4 | 0 |
| — Plastic — Rear — Econ. | 3 1/4 | 0 | 3 1/4 |
| Storage Compartment (In-Cab) — Standard | 24 | 12 | 12 |
| — Deluxe | 43 | 21 | 22 |
| Super Seal Anti-Corrosion Treatment | 16 | 8 | 8 |
| Super Seal — Undercoating | 11 | 4 | 7 |
| Trailer Hitch — Class II | 45 | -13 | 38 |
| Trailer Hitch — Class III | 65 | -19 | 65 |
| Ranger Cap — 7' Box | 120 | 12 | 108 |
| Ranger Cap — 6' Box | 112 | 11 | 101 |
| Tachometer — Diesel | 1 | 1 | 0 |
| Tailgate Protector — F-Series/Ranger | 2 1/4 | 0 | 2 1/4 |
| Telephone | 12 1/2 | 7 | 5 1/2 |
| Anti Theft | 1 | 1 | 0 |
| Tonneau Cover | 11 | 1 | 10 |
| Tool Box — F-Series | 24 | -5 | 29 |
| — Ranger | 20 | -4 | 24 |
| Transmission Oil Cooler — 2 Tube | 3 | 3 | 0 |
| — 4 Tube | 4 1/2 | 4 1/2 | 0 |
| Vent — Shades | 3/4 | 1/2 | 1/4 |
| Wheel — Nut — Locking | 1 | 1/2 | 1/2 |
| Winch — 6000# F-Series/Bronco | 128 | 155 | -27 |
| — 8000# F-Series/Bronco | 151 | 183 | -32 |
| Winch — 6000# Ranger/Bronco II | 115 | 138 | -23 |
| — 8000# Ranger/Bronco II | 138 | 165 | -29 |
| Window Guard — Rear F-Series | 25 | 12 | 13 |
| — Rear Ranger | 21 | 10 | 11 |
| Window Screens — Front — Exc. Aerostar | 1 1/2 | 1 1/2 | 0 |
| — Rear — Exc. Aerostar | 1 1/2 | 0 | 1 1/2 |

- (1) Located in Passenger Compartment
- (2) Weight Per Part
- (3) Add if not factory installed
- (4) Use (3) plus (4) when (3) is not factory installed
- (5) Does not include weight of tire and wheel. When tire and wheel are installed, add the weight of the tire and wheel to the total accessory weight and multiply weight of spare tire and wheel by 1.3 and add to the above figure to determine the total front axle effect.

ACCESSORY WEIGHT CHART for 1989 VEHICLES — Cont'd

| ACCESSORY | TOTAL | WEIGHT EFFECT (lbs.) | |
|---|-------|----------------------|-----------|
| | | FRONT AXLE | REAR AXLE |
| Cargo Mats | 78 | 0 | 78 |
| Cargo Bar — F-Series | 4 | 1 | 3 |
| — With Net System | 9 | 1 | 8 |
| — Ranger | 3 | 1 | 2 |
| — With Net System | 8 | 1 | 7 |
| Defroster — Rear Window | 1 | 1 | 0 |
| Off-Road Lights | 7 1/2 | 3 | 4 1/2 |
| Fire Extinguisher (1) | 4 | 3 | 1 |
| Flares — Fender — Plastic — F-Series, Ranger | 6 | 3 | 3 |
| Floor Mat — Rubber | 10 | 10 | 0 |
| Floor Mat — Universal Carpet | 4 | 4 | 0 |
| Floor Mat — Twin Vinyl | 7 | 7 | 0 |
| Fog Lights | 9 | 10 | -1 |
| Front End Covers — Light Truck | 5 | 5 | 0 |
| Grille Guard/Less Brush Guard — F-Series/Bronco | 47 | 57 | -10 |
| — Ranger/Bronco II | 39 | 47 | -8 |
| Grille Guard with Brush Guard — F-Series/Bronco | 56 | 67 | -11 |
| — Ranger/Bronco II | 45 | 54 | -9 |
| Hitch — Class I — Aerostar | 28 | -7 | 35 |
| Hood Lock | 1 | 1 | 0 |
| Hood Ornament | 1 | 1 | 0 |
| Koolatron Cold Box | 17 | 7 | 10 |
| — 110 Volt Power Pack | 4 | 0 | 4 |
| Ladder — Van Econoline | 5 | -1 | 6 |
| Louvers | 12 | 0 | 12 |
| Mirror — 5 x 8 Swinglock (2) | 3 | 2 | 1 |
| Mirror — 7 x 16 — Western (2) | 4 | 3 | 1 |
| Pick-Up Box Rails (8' Box) | 19 | 1 | 18 |
| Pick-Up Box Rails (6' Box) | 14 | 1 | 13 |
| Push Bar "E" Series | 35 | 41 | -6 |
| Rallye Bar — F-Series — 8' | 70 | 18 | 52 |
| — 6' | 65 | 16 | 49 |
| — Flareside | 75 | 19 | 56 |
| — Ranger | 75 | 19 | 56 |
| — Lt. Truck | 96 | 30 | 66 |
| — Bronco | 50 | 16 | 34 |
| Roof Sport Rails — Econoline | 12 | 0 | 12 |
| Running Boards — Econoline (138" W.B.) | 49 | 24 1/2 | 24 1/2 |
| — Bronco | 40 | 20 | 20 |
| — Light Truck (Std. Cab) | 33 | 21 | 12 |
| — Light Truck (Super Cab) | 42 | 26 | 16 |
| — Aerostar | 42 | 21 | 21 |

(1) Located in Passenger Compartment

(2) Weight Per Part

(3) Add if not factory installed

(4) Use (3) plus (4) when (3) is not factory installed

(5) Does not include weight of tire and wheel. When tire and wheel are installed, add the weight of the tire and wheel to the total accessory weight and multiply weight of spare tire and wheel by 1.3 and add to the above figure to determine the total front axle effect.

100% SATISFACTION GUARANTEED

BUY IT NOW!

Click Here To Order

PayPal American Express Discover MasterCard VISA

ACCESSORY WEIGHT CHART for 1989 VEHICLES — Cont'd

| ACCESSORY | TOTAL | WEIGHT EFFECT (lbs.) | |
|---|--------|----------------------|-----------|
| | | FRONT AXLE | REAR AXLE |
| Spare Tire Carrier | 23 | -4 | 27 |
| Spare Tire Carrier — Aerostar | 63 | -6 | 70 |
| Step Bumper — (Vehicles w/o Standard Bumper) | 46 | -19 | 65 |
| — Aux. All Except Econo. and Aerostar | 12 | 10 | 2 |
| Sliding Rear Window | 2 | 1 | 1 |
| Shield — Aero Bug Deflector — F-Series/Bronco | 3 | 3 | 0 |
| — Ranger/Bronco II | 2 1/2 | 2 1/2 | 0 |
| Shock Absorbers (Super Flex) (Spring Assist) | 2 | 0 | 2 |
| Speed Control | 5 | 5 | 0 |
| Splash Guards — Rubber — Front | 8 | 8 | 0 |
| — Plastic — Front | 3 1/4 | 3 1/4 | 0 |
| — Plastic — Rear — Econ. | 3 1/4 | 0 | 3 1/4 |
| Stainless Steel Body Trim — Econoline | 12 | 6 | 6 |
| — Truck | 8 | 4 | 4 |
| Storage Compartment (In-Cab) — Standard | 24 | 12 | 12 |
| — Deluxe | 43 | 21 | 22 |
| Super Seal Anti-Corrosion Treatment | 16 | 8 | 8 |
| Super Seal — Undercoating | 11 | 4 | 7 |
| Trailer Hitch — Class II | 45 | -13 | 38 |
| Trailer Hitch — Class III | 65 | -19 | 65 |
| Ranger Cap — 7' Box | 120 | 12 | 108 |
| Ranger Cap — 6' Box | 112 | 11 | 101 |
| Tachometer — Diesel | 1 | 1 | 0 |
| Tailgate Protector — F-Series/Ranger | 2 1/4 | 0 | 2 1/4 |
| Telephone | 12 1/2 | 7 | 5 1/2 |
| Anti Theft | 1 | 1 | 0 |
| Tonneau Cover | 11 | 1 | 10 |
| Tool Box — F-Series | 24 | -5 | 29 |
| — Ranger | 20 | -4 | 24 |
| Transmission Oil Cooler — 2 Tube | 3 | 3 | 0 |
| — 4 Tube | 4 1/2 | 4 1/2 | 0 |
| Vent — Shades | 3/4 | 1/2 | 1/4 |
| Wheel — Nut — Locking | 1 | 1/2 | 1/2 |
| Window Guard — Rear F-Series | 25 | 12 | 13 |
| — Rear Ranger | 21 | 10 | 11 |

- (1) Located in Passenger Compartment
- (2) Weight Per Part
- (3) Add if not factory installed
- (4) Use (3) plus (4) when (3) is not factory installed
- (5) Does not include weight of tire and wheel. When tire and wheel are installed, add the weight of the tire and wheel to the total accessory weight and multiply weight of spare tire and wheel by 1.3 and add to the above figure to determine the total front axle effect.

100% SATISFACTION GUARANTEED

BUY IT NOW!

Click Here To Order

PayPal American Express Discover MasterCard VISA

**1980/89
LIGHT TRUCK**

SERVICE PART NUMBER PREFIX

| CAR LINES (Cat. Code) | ENG PROD LINE SYM | 1970 1980 | 1971 1981 | 1972 1982 | 1973 1983 | 1974 1984 | 1975 1985 | 1976 1986 | 1977 1987 | 1978 1988 | 1979 1989 |
|--|----------------------|--------------|--------------|--------------|--------------|--------------|--------------|--------------|--------------|--------------|--------------|
| Ford (A) 1980/ | A | D0AZ E0AZ | D1AZ E1AZ | D2AZ E2AZ | D3AZ E3AZ | D4AZ E4AZ | D5AZ E5AZ | D6AZ E6AZ | D7AZ E7AZ | D8AZ E8AZ | D9AZ E9AZ |
| Mercury (A) 1980/ | M | D0MY E0MY | D1MY E1MY | D2MY E2MY | D3MY E3MY | D4MY E4MY | D5MY E5MY | D6MY E6MY | D7MY E7MY | D8MY E8MY | D9MY E9MY |
| Meteor (Y) 1970/76 | Y,M | D0YY | D1YY | D2YY | D3YY | D4MY | D5MY | D6MY | --- | --- | --- |
| Torino (B) 1970/76 | O | D0OZ | D1OZ | D2OZ | D3OZ | D4OZ | D5OZ | D6OZ | --- | --- | --- |
| LTD II (B) 1977/79 | O | --- | --- | --- | --- | --- | --- | --- | D7OZ | D8OZ | D9OZ |
| Festiva (BT) 1988/ | B | --- | --- | --- | --- | --- | --- | --- | --- | E8BZ | E9BZ |
| Montego (C) 1970/76 | G | D0GY | D1GY | D2GY | D3GY | D4GY | D5GY | D6GY | --- | --- | --- |
| Cougar (exc. XR7) 77/79 | W | --- | --- | --- | --- | --- | --- | --- | D7WY | D8WY | D9WY |
| Cougar (exc. XR7) 81/82 | 4 | --- | E14Y | E24Y | --- | --- | --- | --- | --- | --- | --- |
| Cougar XR7 (F) 1970/ Cougar (1983/) | W | D0WY E0WY | D1WY E1WY | D2WY E2WY | D3WY E3WY | D4WY E4WY | D5WY E5WY | D6WY E6WY | D7WY E7WY | D8WY E8WY | D9WY E9WY |
| Thunderbird (S) 1970/ | S | D0SZ E0SZ | D1SZ E1SZ | D2SZ E2SZ | D3SZ E3SZ | D4SZ E4SZ | D5SZ E5SZ | D6SZ E6SZ | D7SZ E7SZ | D8SZ E8SZ | D9SZ E9SZ |
| Lincoln (D) 1970/82 (Town Car 1982/DT) | V | D0VY E0VY | D1VY E1VY | D2VY E2VY | D3VY E3VY | D4VY E4VY | D5VY E5VY | D6VY E6VY | D7VY E7VY | D8VY E8VY | D9VY E9VY |
| Mark III & IV (K) 70/76 | L | D0LY | D1LY | D2LY | D3LY | D4LY | D5LY | D6LY | --- | --- | --- |
| Mark V (K) 77/79 | L | --- | --- | --- | --- | --- | --- | --- | D7LY | D8LY | D9LY |
| Mark VI 1980/83 | L | E0LY | E1LY | E2LY | E3LY | --- | --- | --- | --- | --- | --- |
| Mark VII (K) 1984/ | --- | --- | --- | --- | --- | E4LY | E5LY | E6LY | E7LY | E8LY | E9LY |
| Mustang 1970/72 | Z | D0ZZ | D1ZZ | D2ZZ | --- | --- | --- | --- | --- | --- | --- |
| Mustang II (F) 1973/ | Z | --- | --- | --- | D3ZZ | D4ZZ | D5ZZ | D6ZZ | D7ZZ | D8ZZ | D9ZZ |
| Capri (Import) 1970/77 | 8,R | D0RY | D1RY | D2RY | D3RY | D4RY | D5RY | D6RY | D7RY | --- | --- |
| Capri (USA) (J) 1979/86 | C | --- | --- | --- | --- | --- | --- | --- | --- | --- | D9CY |
| Tracer (Canadian) (MM) 1987/ | --- | --- | --- | --- | --- | --- | --- | --- | E7GZ | E8GZ | E9GZ |
| Tracer (USA) (MM) 1988/ | G | --- | --- | --- | --- | --- | --- | --- | --- | E8GY | E9GY |
| Pinto (L) 1970/80 | 2,E | --- | D1FZ | D2FZ | D3FZ | D4FZ | D5FZ | D6FZ | D7FZ | D8FZ | D9FZ |
| Bobcat (L) 1975/1980 | Y | --- | --- | --- | --- | --- | D5YY | D6YY | D7YY | D8YY | D9YY |
| Maverick (P) 1970/77 | D,B | D0DZ | D1DZ | D2DZ | D3DZ | D4DZ | D5DZ | D6DZ | D7DZ | --- | --- |
| Fairmont (P) 1978/83 | B | --- | --- | --- | --- | --- | --- | --- | --- | D8BZ | D9BZ |
| Granada (G) 1975/82 | D | --- | --- | --- | --- | --- | D5DZ | D6DZ | D7DZ | D8DZ | D9DZ |
| LTD — 1983/86 (G) | --- | E0DZ | E1DZ | E2DZ | E3DZ | E4DZ | E5DZ | E6KZ | --- | --- | --- |
| Taurus (E) 1986/ | 4 | --- | --- | --- | --- | --- | --- | E6DZ | E7DZ | E8DZ | E9DZ |
| Comet (C) 1971/77 | 4,K | --- | D14Y | D24Y | D34Y | D44Y | D54Y | D64Y | D74Y | --- | --- |
| Zephyr (P) 1978/83 | K | --- | --- | --- | --- | --- | --- | --- | --- | D8KY | D9KY |
| Monarch— 1975/80 (G) 1981/82 See Cougar | 4 | --- | --- | --- | --- | --- | D54Y | D64Y | D74Y | D84Y | D94Y |
| Marquis— 1983/86 (G) | --- | E04Y | --- | --- | E34Y | E44Y | E54Y | --- | --- | --- | --- |
| Sable (E) 1986/ | 4 | --- | --- | --- | --- | --- | --- | E61Y | --- | --- | --- |
| Versailles (V) 1977/80 | 4 | --- | --- | --- | --- | --- | --- | E64Y | E74Y | E84Y | E94Y |
| Linc. Cont. 1982/ (DC) | 5 | E04Y | --- | E25Y | E35Y | E45Y | E55Y | E65Y | E75Y | E80Y | E90Y |
| Merkur (MX) 1965/ | --- | --- | --- | --- | --- | --- | E5RY | E6RY | E7RY | E8RY | E9RY |
| Scorpio DE-1(MY) 1987/ | --- | --- | --- | --- | --- | --- | --- | --- | E7RY | E8RY | E9RY |
| Fiesta (X) 1978/80 | R | --- | --- | --- | --- | --- | --- | --- | --- | D8RZ | D9RZ |
| Flite 1975/76 | C | E0RZ | --- | --- | --- | --- | --- | --- | --- | --- | --- |
| --- | --- | --- | --- | --- | --- | --- | D5OZ | D6OZ | --- | --- | --- |

COPYRIGHT © 1994 - FORD MOTOR DEARBORN, MICHIGAN
COMPANY

Final Issue

100% SATISFACTION GUARANTEED

BUY IT NOW!

Click Here To Order

PayPal Discover MasterCard VISA

1980/89
LIGHT TRUCK

SERVICE PART NUMBER PREFIX

| CAR LINES (Cat. Code) | ENG PROD LINE SYM | 1970 1980 | 1971 1981 | 1972 1982 | 1973 1983 | 1974 1984 | 1975 1985 | 1976 1986 | 1977 1987 | 1978 1988 | 1979 |
|----------------------------|----------------------|--------------|--------------|--------------|--------------|--------------|--------------|--------------|--------------|--------------|------|
| Escort (W) 1981/ | E | — | E1FZ | E2FZ | E3F | E4FZ | E5FZ | E6FZ | E7FZ | E8FZ | E9FZ |
| Lynx (W) 1981/86 | Y | — | E1YY | E2YY | E3YY | E4YY | E5YY | E6YY | E7YY | — | — |
| EXP (C) 1981/85 | G | — | E2GZ | E2GZ | E3GZ | E4GZ | E5GZ | — | — | — | — |
| LN7 (C) 1981/84 | O | — | E20Y | E20Y | E30Y | E40Y | — | — | — | — | — |
| Tempo (B) 1984/ | 3 | — | — | — | — | E43Z | E53Z | E63Z | E73Z | E83Z | E93Z |
| Topaz (B) 1984/ | 6 | — | — | — | — | E46Y | E56Y | E66Y | E76Y | E86Y | E96Y |
| PROBE | Q | — | — | — | — | — | — | — | — | — | E92Z |
| TRUCK LINES (Cat. Code) | ENG PROD LINE SYM | 1970 1980 | 1971 1981 | 1972 1982 | 1973 1983 | 1974 1984 | 1975 1985 | 1976 1986 | 1977 1987 | 1978 1988 | 1979 |
| Bronco 1970/ | B,T | D0BZ | D1BZ | D2BZ | D3BZ | D4TZ | D5TZ | D6TZ | D7TZ | D8TZ | D9TZ |
| Bronco II 1984/ | T,7 | — | — | — | — | E4TZ | E5TZ | E6TZ | E7TZ | E8TZ | E9TZ |
| Light-Medium 1970/ | T | D0TZ | D1TZ | D2TZ | D3TZ | D4TZ | D5TZ | D6TZ | D7TZ | D8TZ | D9TZ |
| Ranger (Yuma) 1983/ | T,7 | — | — | — | E3TZ | E4TZ | E5TZ | E6TZ | E7TZ | E8TZ | E9TZ |
| Econoline 1970/ | U | D0UZ | D1UZ | D2UZ | D3UZ | D4UZ | D5UZ | D6UZ | D7UZ | D8UZ | D9UZ |
| Courier 1972/83 | 7 | — | — | D27Z | D37Z | D47Z | D57Z | D67Z | D77Z | D87Z | D97Z |
| Heavy 1970/ | H | D0HZ | D1HZ | D2HZ | D3HZ | D4HZ | D5HZ | D6HZ | D7HZ | D8HZ | D9HZ |
| Tilt Cab | K | D0KZ | D1KZ | D2KZ | D3KZ | — | — | — | — | — | — |
| Cab-over-Engine | E | D0EZ | D1EZ | D2EZ | D3EZ | — | — | — | — | — | — |
| Short Highway | X | D0XZ | D1XZ | D2XZ | D3XZ | — | — | — | — | — | — |
| Post Office G-100 | B | — | D1BZ | — | — | — | — | — | — | — | — |
| Aerostar 1985/ | 9 | — | — | — | — | — | E59Z | E69Z | E79Z | E89Z | E99Z |
| Cargo (HL3) 1986/ | H | — | — | — | — | — | — | E6HZ | E7HZ | E8HZ | E9HZ |

100% SATISFACTION GUARANTEED

BUY IT NOW!

Click Here To Order

PayPal American Express Discover MasterCard VISA

INDEX

| PART NAME | GROUP NUMBER | PART NAME | GROUP NUMBER |
|--|-----------------|---|--------------|
| ● This is a Body Group Number, Body Group Numbers are listed numerically following group 19B969 of this catalog. | | | |
| Adapter kit (rear step bumper) | 17A958 | Mat (front floor) | ● 13086 |
| Adapter kit (speed control) | 9A819 | Mirror kit (vanity) | 17A679 |
| Antenna kit (radio receiver) | 18813 | Moulding kit (body side) | ● 21048 |
| Auxiliary air spring kit | 5A589 | Moulding kit (door outside rear edge) | ● 20910 |
| Auxiliary fuel tank hardware kit | 9B149 | Mounting kit (stereo speaker & player) | 18808 |
| Ball kit (trailer hitch) | 19F503 | Net kit (tailgate opening) | 42650 |
| Bar kit (road lamp mounting) | 48016 | Organizer (cab) | ● 46100 |
| Bezel (air conditioner) | 19C872 | Outside rear view mirror kit | 17696 |
| Bumper guard kit | 17858, 17996 | Panel (roof air deflector) | ● 50860 |
| Carrier kit (roof luggage) | ● 55100 | Power back window kit | 422C30 |
| Chassis assy. (radio receiver) | 18806 | Protector kit (tailgate) | ● 402K19 |
| Child seat kit (tot guard) | 19E535 | Radio antenna kit | 18813 |
| Cigar lighter kit | 15A044 | Radio chassis assy. | 18806 |
| Compressor kit (air conditioner) | 19703 | Radio receiver kit | 18805 |
| Condenser kit (air conditioner) | 19708 | Rail kit (pick-up box liner) | ● 32230 |
| Console (center storage-beverage) | ● 045A36 | Rail kit (pick-up box top) | ● 32230 |
| Coolant recovery kit | 8522 | Rally bar kit | ● 518K00 |
| Cooler kit (transmission oil auxiliary) | 7K177 | Rear step bumper kit | 17906 |
| Cover (pickup box) | ● 000C38 | Rear step bumper adapter kit | 17A958 |
| Door edge guard kit | ● 20910 | Reflector flare kit | 19E500 |
| Drive kit (air conditioner) | 19B969 | Repair kit (back window louver) | ● 442A68 |
| Electronic antitheft kit | 19A361 | Roll bar kit | ● 518K00 |
| Etching kit (glass) | ● 031A00 | Screen kit (back window safety) | ● 40044 |
| Evaporator & condenser kit (air conditioner) | 19B968 | Screen kit (door window) | ● 279A40 |
| Fire extinguisher kit | 19B540 | Screen (radiator bug) | 8198 |
| Foam (air conditioner water impingement) | 19627 | Sliding rear window kit | ● 422B30 |
| Frame kit (license plate) | 17A387 | Snow plow kit | 19E537 |
| Free running hub kit | 1104 | Snow plow light kit | 15312 |
| Front floor mat | ● 13086 | Spare wheel carriage kit | 1440 |
| Guard kit (splash shield) | 16A550 | Speaker and hardware kit (radio) | 18819 |
| Hardware kit (auxiliary fuel tank) | 9B149 | Speed control speedometer cable kit | 9A820 |
| Hitch kit (trailer) | 19D520 | Splash guard kit (rear wheel) | 16A550 |
| Hood top ornament kit | 16850 | Spotlight & bracket kit | 15313 |
| Horn kit | 13800 | Stereo speaker & player mounting kit | 18808 |
| Instrument panel glove compartment | ● 06010 | Sunroof kit | 50010 |
| Jack assy. | 17080 | Tachometer kit | 17A326 |
| KIT - refer to appropriate noun name | | Tie down kit (pick-up box) | ● 27740 |
| For example | | Tonneau cover kit | ● 501A42 |
| Guard kit (splash shield) | 16A550 | Trailer hitch kit | 19D520 |
| Ladder kit (rear door) | ● 278A44 | Transmission oil cooler kit (auxiliary) | 7K177 |
| Ladder rack kit | ● 55200 | Turn kit (snow plow hydraulic) | 19F502 |
| License plate frame kit | 17A387 | Vanity mirror kit | 17A679 |
| Lighter kit (cigar) | 15A044 | Vent kit (roof) | ● 019A98 |
| Liner kit (pick-up box) | ● 00038 | Window kit (body side port hole) | ● 290W12 |
| Louver kit (back window) | ● 44268 | Window kit (sliding back) | ● 422B30 |
| | | Wing kit (roof mounted) | ● 44210 |



1980/89 LIGHT TRUCK

ALPHA INDEX CHASSIS PARTS 1

INDEX

| PART NAME | GROUP NUMBER | PART NAME | GROUP NUMBER |
|---|-----------------|---|-----------------|
| Notes: Δ FBD Refer to page 1 of Paint Section | | | |
| A | | A — Cont'd | |
| Accelerator assy. | 9725 | Air conditioner kits | 19B968-9 |
| Accumulator hose assy. (A/C refrigerant) | 19C836 | Air conditioner refrigerant | Δ |
| Actuator (backup lamp switch) | 15540 | Air deflector baffle (plenum changer mounting) | 19024 |
| Actuator (courtesy lamp switch) | 13A786 | Air silencer | 9G427, 9H467 |
| Actuator (steering column lock lever) | 3E715 | Air supply (control valves) | 9F491 |
| Actuator assy. (emission throttle positioner control) | 9F441 | Air supply pump | 9A486 |
| Actuator assy. (speed control) | 9A825 | Air throttle body assembly | 9E926 |
| Actuator assy. (throttle control) | 9N825 | Alternator (mounting parts) | 10A313 |
| Actuator assy. (turbocharger) | 9G488 | Alternator mounting parts adapter | 10A336 |
| Actuator kit (P/S control valve) | 3783 | Alternator mounting parts 6 cyl. | 10145 |
| Actuator (steering column lock lever) | 3E715 | Alternator mounting parts 8 cyl. | 10156 |
| Adapter (A/C refrigerant line) | 19D695 | Alternator regulator kit (replacement) | 10316 |
| Adapter (air by pass valve) | 9H314 | Alternator assy. | 10346 |
| Adapter (brake master cylinder mounting) | 2B286 | Ammeter (instrument cluster) | 10850 |
| Adapter (carb. air cleaner inlet hose) | 9E606 | Amplifier assy. (exhaust gas recirculation vacuum) | 9E451 |
| Adapter (eng. air clnr. fresh air intake tube) | 9D608 | Amplifier assy. (instrument cluster fuel gauge) | 10E849 |
| Adapter (eng. oil filler) | 6A868 | Amplifier assy. (radio power boost equalizer) | 18B849 |
| Adapter (eng. oil filler hose) | 6A868 | Amplifier assy. (speed control) | 9D843 |
| Adapter (eng. oil filter) | 6881 | Anchor (wheel ornament screw) | 1A100 |
| Adapter (eng. rear support) | 6C093 | Antenna kit (radio) | 18813 |
| Adapter (eng. spark knock sensor) | 12B517 | Anti-backfire (gulp valve) | 9B298 |
| Adapter (exhaust air supply check valve) | 9A491 | Apron (front fender) | 16054-5 |
| Adapter (exhaust recirculation valve) | 9P753 | Arm (eng. valve rocker) | 6564 |
| Adapter assy (fuel tank vent) | 9A214 | Arm (exhaust air supply pump belt adjustment) | 9B452 |
| Adapter (P/S pump to reservoir) | 3670 | Arm (front axle spindle) | 3130-1 |
| Adapter (sensor-air charge temperature) | 12B555 | Arm (front axle spindle steering) | 3146 |
| Adapter (speed control vac. valve actuator) | 9C962 | Arm (front bumper) | 17752 |
| Adapter (speaker & hardware) | 18819 | Arm (rear bumper) R.H. | 17787 |
| Adapter (steering arm stud) | 1142 | Arm (rear bumper) L.H. | 17788 |
| Adapter (thermostatic choke control inlet tube) | 9C786 | Arm (rear bumper) R.H. | 17795 |
| Adapter assy.(distributor base) | 12A217 | Arm (rear bumper) L.H. | 17796 |
| Adapter assy. (eng. oil filter) | 6881 | Arm (rear view outside mirror) | 17742 |
| Adapter assy. (speedometer) | 17294 | Arm (steering gear pitman) | 3590 |
| Adapter kit | 19C929 | Arm (steering gear sector shaft) | 3500 |
| Adapter kit (rear step bumper) | 17A958 | Arm (steering gear sector shaft) | 3590 |
| Adapter kit (speed control) | 9A819 | Arm (trans. gearshift) | 7243 |
| Adhesives | Δ | Arm (trans. gearshift rocker) | 7410 |
| Adjuster (front axle camber) | 3B404 | Arm (trans. reverse gear shifter) | 7243 |
| Adjuster (parking brake cable) | 2K384 | Arm (windshield wiper motor output) | 17A436 |
| Adjuster (P/S gear sector shaft) | 3D528 | Arm assy. (carb. metering rod) | 9D819 |
| Adjuster (P/S thrust bearing) | 3A670 | Arm assy. (exhaust air supply pump adjustment) | 9F492 |
| Adjuster (rear axle differential bearing) | 4067 | Arm assy. (front axle radius) | 3A360 |
| Adjuster (speed control connector) | 9C876 | Arm assy. (windshield wiper pivot) | 17526-7 |
| Adjuster assy. (steering gear worm thrust bearing) | 3A670 | Arm & pivot shaft assy. (windshield wiper mounting) | 17566-7 |
| Adjuster kit (front axle camber) | 3B440 | Armature | 12A099 |
| Air bypass valve | 9F715 | Armature assy. (starter motor) | 11005 |
| Air bypass valves | 9B289 | Arrestor assy. (eng. crankcase vent flame) | 6A827 |
| Air charge (temperature sensor) | 12A697 | Axle (front) | 3006-7, 3010 |
| Air check valve | 9A487 | Axle (rear) | 4001, 4005-6 |
| Air cleaner (cold weather modulator) | 9E862 | Axle shaft-slip yoke assy. (differential-right) | 3A466 |
| Air cleaner (temperature sensor) | 9E607 | | |
| Air cleaner (vacuum motor) | 9D612, 9D604 | | |



BUY IT NOW!

Click Here To Order



COPYRIGHT © 1994 - FORD MOTOR - DEARBORN, MICHIGAN
COMPANY

Final Issue

INDEX

| PART NAME | GROUP NUMBER | PART NAME | GROUP NUMBER |
|--|--------------------------|--|------------------|
| Notes: Δ FBD Refer to page 1 of Paint Section | | | |
| B | | B — Cont'd | |
| Baffle (brake grease) | 2240 | Bearing (steering gear worm thrust) | 3571 |
| Baffle (carb. air cleaner air duct) | 9C646 | Bearing (transfer case countershaft) | 7025 |
| Baffle (carb. automatic choke plate) | 9A539 | Bearing (transfer case input shaft) | 7065 |
| Baffle (carb. fuel bowl) | 9A517 | Bearing (transfer case output shaft) | 7127 |
| Baffle (eng. air cleaner air intake) | 9B674 | Bearing (trans. countershaft) | 7025, |
| Baffle (eng. valve push rod valley) | 6524 | | 7065, |
| Baffle (eng. valve spring oil) | 6524 | | 7118, |
| Baffle (rear axle drive pinion oil) | 4670 | | 7127 |
| Baffle (trans. input shaft bearing oil) | 7040 | Bearing (trans. countershaft gear pilot front) | 7118 |
| Ball (carb. pump discharge check) | 9576 | Bearing (trans. countershaft thrust rear) | 7C096 |
| Ball (clutch release equalizer shaft) | 7543 | Bearing (trans. reverse idler) | 7120, |
| Ball (trans. coasting booster valve shuttle) | 7E195 | | 7145 |
| Ball (trans. gearshift lever) | 7213 | Bearing (trans. shift bellcrank) | 7341 |
| Ball (transfer case gearshift lever) | 7213 | Bearing (trans. synchronizer clutch gear thrust) | 7C096 |
| Ball kit (steering gear worm) | 3647 | Bearing assy. (air compressor belt idler pulley) | 2873 |
| Ball assy. (transfer case gearshift lever) | 7A213 | Bearing assy. (front axle spindle needle) | 3123 |
| Band (starter motor cover) | 11126 | Bearing assy. (steering column) | 3517 |
| Band assy. (trans. intermediate) | 7D034 | Bearing assy. (throttle control valve) | 9C834 |
| Band assy. (trans. reverse) | 7D095 | Bearing assy. (trans. countershaft front) | 7118 |
| Bar assy. (clutch release equalizer) | 7528 | Bearing assy. (trans. input shaft) | 4630 |
| Bar assy. (front stabilizer) | 5482 | Bearing assy. (trans. sun gear thrust) | 7D234 |
| Bar assy. (rear stabilizer) | 5A772 | Bearing assy. (without race) | 3C123 |
| Bar mounting kit (rear stabilizer) | 5C489 | Bearing & retainer kit (axle shaft) | 1225 |
| Barometric manifold (absolute pressure sensor) | 12A680 | Bearing kit (eng. camshaft) | 6A251 |
| Base & cable assy. (radio antenna) | 18A984 | Bearing retainer kit (front wheel lock) | 1198 |
| Base assy. (radio antenna) | 18936 | Bellcrank assy. (trans. control) | 7A185 |
| Battery (mounting parts) | 10732 | Bellcrank assy. (trans. shift) | 7A185 |
| Battery mounting parts | 10741 & 10756 | Belt (alternator) | 8620 |
| | | Belt (drive) | 8620 |
| Battery assy. (rechargeable telephone power pack) | 10655 | Belt (fan) | 8620 |
| Bearing (A/C compressor pulley) | 2990 | Belt (P/S pump) | 8620 |
| Bearing (alternator front) | 10094 | Bender (heater hose) | 18573 |
| Bearing (alternator rear) | 10A304 | Beverage (storage kit) | 19A428 |
| Bearing (clutch pilot) | 7600 | Bezel (A/C) | 19C872 |
| Bearing cone (transfer case rear output rear) | 4621 | Bezel (emergency warning switch) | 15C580 |
| Bearing (eng. camshaft) | 6261-3, 6267, 6270 | Bezel (fog lamp) | 15A245 |
| | | Bezel (fog lamp switch) | 15268 |
| | | Bezel (fuel tank selector switch) | 9A389 |
| Bearing (eng. connecting rod) | 6211 | Bezel (instrument cluster) | 10876 |
| Bearing (eng. crankshaft main) | 6333 & 6337 | Bezel (instrument cluster control) | 10852 |
| | | Bezel (marker lamp switch) | 15469 |
| Bearing (front axle spindle pin) | 3123 | Bezel (radio speaker Fader control) | 18A842 |
| Bearing (head lamp adjusting ring) | 13B160 | Bezel (rear courtesy lamp) | 13K708 |
| Bearing (P/S gear worm) | 3E612 | Bezel (speed control switch) | 9D782 |
| Bearing (P/S gear input shaft) | 3D525 | Bezel assy. (A/C register) | 19C784 |
| Bearing (P/S pump rotor shaft) | 10094 | Bezel assy. (light switch) | 10852 |
| Bearing (rear axle driving pinion pilot) | 4625 | Bezel assy. (marker lamp) | 15B436 |
| Bearing (rear wheel) | 1225 | Bezel assy. (seat back control switch) | 14B690 |
| Bearing retainer (wheel) | 1B198 & 1C245 | Blade assy. (windshield wiper) | 17528 & 17593 |
| Bearing (speedo. driven gear) | 17269 | Bezel and lens assy. (transmission control selector indicator) | 7E055 |
| Bearing (starter motor drive end housing) | 11135 | | |
| Bearing (steering column lock housing) | 3E700 | | |



BUY IT NOW!

Click Here To Order



INDEX

| PART NAME | GROUP NUMBER | PART NAME | GROUP NUMBER |
|--|--------------|---|--------------|
| Notes: Δ FBD Refer to page 1 of Paint Section | | | |
| B — Cont'd | | B — Cont'd | |
| Block (A/C refrigerant line) | 19D695 | Bond (radio frequency interference suppression) | 19A095 |
| Block assy. (eng. cyl.) | 6010 | Boot (brake cylinder) | 2206 |
| Block assy. (junction) | 14448 | Boot (brake master cylinder) | 2180 |
| Board (front running) | 16450-1 | Boot (clutch master cylinder) | 2180 |
| Board kit (alternator printed circuit) | 10B301 | Boot (F/A inner shaft to slip yoke) | 3A429 |
| Body (interior lamp) | 13788 | Boot (trans. gearshift lever) | 7277 |
| Body (trans. governor oil collector) | 7D220 | Boot (trans. gearshift lever to housing) | 7277 |
| Body assy. (fuel injector nozzle holder) | 9F536 | Boot (U-joint slip yoke) | 4421 |
| Body assy. (rear lamp) | 13434-5 | Boot assy. (courtesy lamp switch) | 13C775 |
| Body assy. (locking hub) | 1K105 | Boot assy. (distributor shield) | 12252 |
| Body assy. (throttle air intake charging) | 9E926 | Boot assy. (trans. gearshift lever lower) | 7277 |
| Body assy. (trans. governor) | 7C063 | Boot kit (brake master cylinder) | 2140 |
| Body & plugs assy. (main metering) primary | 9A511 | Boss (radiator drain lock repair) | 8120 |
| Body & plugs assy. (main metering) secondary | 9A513 | Bowl (fuel-water separator) | 9A343 |
| Body & socket assy. (interior lamp) | 13786 | Bowl & plugs assy. (float)-primary | 9A507 |
| Bolt (brake carrier plate) | 2248 | Bowl & plugs assy. (float)-secondary | 9A508 |
| Bolt (carrier) | 3C323 | Brace (alternator mounting) | 10N345 |
| Bolt (driveshaft universal joint) | 4529 | Brace (air cleaner duct) | 9A619 |
| Bolt (eng. connecting rod) | 6214 | Brace (air compressor) | 2888-9 |
| Bolt (eng. crankshaft main bearing cap) | 6345 | Brace (battery support-L.H.) | 10769 |
| Bolt (eng. crankshaft pulley retaining) | 6A340 | Brace (battery tray) | 10N697 |
| Bolt (eng. cylinder head) | 6065 | Brace (exhaust air pump mtg.) | 9B450 |
| Bolt (eng. flywheel to crankshaft) | 6379 | Brace (fuel tank support member) | 9065 |
| Bolt (eng. oil supply tube connector) | 6K757 | Brace (hood latch support) | 16864 |
| Bolt (eng. valve rocker arm shaft support) | 6A527 | Brace (P/S pump bracing support) | 3C718 |
| Bolt (exhaust manifold) | 9S425 | Brace (rad. supt. to side mtr.) | 8A364 |
| Bolt (front bumper) | 17758 | Brace (rear fender) | 16340-1 |
| Bolt (fuel flow sensor-connector) | 10D957 | Brace assy. (carb. air cleaner) | 9663 |
| Bolt (fuel injector pump connector) | 9N517 | Bracket (accelerator cable) | 9728 |
| Bolt (hub) | 1119 | Bracket (accelerator pedal-lower) | 9C803 |
| Bolt (idler pulley) | 2A934 | Bracket (accelerator retracting spring) | 9741 |
| Bolt (injection pump mounting) | 9N941 | Bracket (accelerator shaft) | 9728 |
| Bolt (injector pump gear) | 9N517 | Bracket (air by-pass valve) | 9B290 |
| Bolt (IHC part to retain 9B470) | 9J446 | Bracket (alternator mounting) | 13A313 |
| Bolt (rear axle carrier to housing) | 4347 | Bracket (A/C accumulator) | 19D607 |
| Bolt (rear axle differential case) | 4216 | Bracket (A/C & heater control-vacuum motor) | 18A314 |
| Bolt (rear axle differential spider) | 4216 | Bracket (air compressor adjuster) | 2883 |
| Bolt (rear axle housing cover) | 4346 | Bracket (A/C condenser outlet front) | 19D721 |
| Bolt (rear brake carrier plate) | 2248 | Bracket (A/C plenum chamber support) | 19A719 |
| Bolt (rear bumper) | 17758 | Bracket (A/C condenser mounting lower) | 19735 |
| Bolt (rear wheel hub) | 1107 | Bracket (A/C inlet manifold) | 19D933 |
| Bolt (ring gear to case) | 4558 | Bracket (A/C cond. inlet tube) | 19D720 |
| Bolt (spare wheel carrier support) | 1408 | Bracket (air compressor to cyl. block) | 2882 |
| Bolt-spare wheel mounting | 1448 | Bracket (A/C condenser mounting) | 19B594 |
| Bolt (steering spindle arm) | 3C140 | Bracket (A/C evaporator case mounting) | 19A865 |
| Bolt (steering column tube flange) | 3641 | Bracket (A/C evaporator core, mounting) | 19A639 |
| Bolt (thru alternator) | 10A396 | Bracket (A/C evaporator outlet duct mounting) | 19B554 |
| Bolt-hex. hd.-1/4"-20 x 6 9/16" | 10120 | Bracket (A/C instrument panel register) | 19B942 |
| Bolt (trans. kickdown control) | 7E310 | Bracket (A/C thermostat mounting) | 19A685 |
| Bolt (trans. over running clutch case) | 7D167 | Bracket (aux. spring) | 5700 |
| Bolt (transfer case gearshift lever to bracket) | 7A443 | Bracket (blower housing) | 19A623 |
| Bolt (wheel hub) | 1107 | Bracket (backup lamp switch mounting) | 15517 |
| Bolt assy. (eng. oil filter adapter mounting) | 6894 | Bracket (battery clamp bolt) | 10A691 |

100% SATISFACTION GUARANTEED

BUY IT NOW!

Click Here To Order

PayPal American Express Discover MasterCard VISA

INDEX

| PART NAME | GROUP NUMBER | PART NAME | GROUP NUMBER |
|--|--------------|---|-----------------|
| Notes: Δ FBD Refer to page 1 of Paint Section | | | |
| B — Cont'd | | B — Cont'd | |
| Bracket (battery hold down clamp) | 10A705 | Bracket (fuse panel mounting) | 14A254 |
| Bracket (belt idler pulley) | 8680 | Bracket (head lamp dimmer control) | 13655 |
| Bracket (blower housing) | 19A623 | Bracket (head lamp housing mounting) | 13A114-5 |
| Bracket (brake and clutch pedal) | 2L252 | Bracket (head lamp housing mounting lower) | 13A004 |
| Bracket (brake hose location) | 2K340 | Bracket (heater core support) | 18K264 |
| Bracket (brake master cyl.) | 2280 | Bracket (heater core support lower) | 18C675 |
| Bracket (brake pedal assist spring) | 7535 | Bracket (heater damper door-air) | 18C678 |
| Bracket (brake pressure differential valve mounting) | 2B526 | Bracket (heater damper door) | 19D635 |
| Bracket (brake tube support) | 2A275 | Bracket (heater door control cable) | 18C434 |
| Bracket (carb. air cleaner support) | 9A627 | Bracket (heater hose support) | 18481 |
| Bracket (carb. air control) | 9B971 | Bracket (heater outlet duct) | 18C423 |
| Bracket (carb. air duct support) | 9B625 | Bracket (heater temperature control cable) | 18A677 |
| Bracket (carb. dashpot mounting) | 9B550 | Bracket (hood hinge mounting on body) | 16A614-5 |
| Bracket (carb. float bowl vent) | 9E520 | Bracket (hood lock striker mounting) | 16C814 |
| Bracket (carb. throttle emission control solenoid) | 9J586 | Bracket (inlet pipe to frame) | 5A246 |
| Bracket (C.B. radio microphone retaining) | 18B813 | Bracket (instrument panel control) | 10C935 |
| Bracket (C.B. radio microphone cable mounting) | 18B819 | Bracket (interior lamp mounting) | 13763 |
| Bracket (clutch pedal assist spring) | 7535 | Bracket (light switch) | 11A668 |
| Bracket (clutch pedal stop) | 7K607 | Bracket (jack lift) | 17A028 |
| Bracket (emergency warning flasher switch) | 15595 | Bracket (marker lamp mounting) | 15444 |
| Bracket (EEC processor) | 12A659 | Bracket (manifold absolute pressure sensor) | 9G476, 9G425 |
| Bracket (eng. control relay module) | 12B569 | Bracket (muffler to frame) | 5260 |
| Bracket (eng. front support extension mounting) | 6031 | Bracket (oil level indicator) | 6786 |
| Bracket (eng. front support) | 6028-31 | Bracket (outlet pipe clamp) | 5260 |
| Bracket (eng. front support extension) | 6031 | Bracket (outlet pipe to frame) | 5260 |
| Bracket (eng. inferred mileage control) | 12B521 | Bracket (P/S pump adjusting) | 3A732 |
| Bracket (eng. oil level indicator tube) | 6786 | Bracket (radiator support to radiator brace) | 8A058 |
| Bracket (eng. rear support) | 6096 | Bracket (radio power & boost equalizer-amplifier) | 18B860 |
| Bracket (exhaust air supply pump mounting) | 9B450 | Bracket (radio receiver mounting) | 18888 |
| Bracket (exhaust air supply silencer) | 9W428 | Bracket (radio speaker mounting) | 18815 |
| Bracket (exhaust air supply tube) | 9B481 | Bracket (radius arm) | 3B446 |
| Bracket (exhaust air supply valve) | 9G426 | Bracket (rear brake hose support) | 2073 |
| Bracket (exhaust gas recirculation reservoir) | 9F430 | Bracket (rear lamp) | 13469-71 |
| Bracket (fog lamp) | 15266 | Bracket (rear license plate) | 13406 |
| Bracket (frame to body) | 5077 | Bracket (rear shock absorber upper) | 18192 |
| Bracket (frame to body-front) | 5A041 | Bracket (rear spring shackle) | 5775 |
| Bracket (frame to spare wheel carrier) | 1453 | Bracket (rear stabilizer bar) | 5486 |
| Bracket (front axle bumper mounting) | 3B251 | Bracket (rear stabilizer bar mounting) | 5L499 |
| Bracket (front axle mounting pivot) | 3B178 | Bracket (rear view inside mirror) | 17698 |
| Bracket (front-engine air cleaner) | 9626 | Bracket (rear view outside mirror) | 17B713 |
| Bracket (front spring shackle) | 5340 | Bracket (rear view outside mirror upper) | 17B715 |
| Bracket (front stabilizer bar mounting) | 5C499 | Bracket (relay mounting) | 14A301 |
| Bracket (front suspension radius arm mounting) | 3B095 | Bracket (running board front) | 16470 |
| Bracket (fuel filter mounting) | 9180 | Bracket (seat belt warning chime) | 10D876 |
| Bracket (fuel flow sensor) | 10D925 | Bracket (seat regulator mtg.) | 14A705 |
| Bracket (fuel injection pump) | 9B552 | Bracket (spare wheel support) | 1A409 |
| Bracket (fuel pump mounting) | 9346 | Bracket (speed control amplifier mounting) | 9D845 |
| Bracket (fuel tank filler pipe) | 9040 | Bracket (speed control sensor) | 9E719 |
| Bracket (fuel tank support)-rear | 9046 | Bracket (speed control servo) | 9C736 |
| Bracket (fuel tube support) | 9D319 | Bracket (speed control vac. valve) | 9C961 |
| Bracket (fuel tube support lower) | 9C321 | Bracket (starter switch) | 11A153 |
| Bracket (fuel valve mounting) | 9B394 | Bracket (steering column) | 3678 |
| Bracket (fuel vapor storage cannister) | 9D665 | Bracket (steering column to instrument panel) | 3676 |
| Bracket (fuel water separator cable upper) | 9J310 | | |



BUY IT NOW!

Click Here To Order



1980/89 LIGHT TRUCK

ALPHA INDEX CHASSIS PARTS 5

INDEX

| PART NAME | GROUP NUMBER | PART NAME | GROUP NUMBER |
|---|--------------|---|--------------|
| Notes: Δ FBD Refer to page 1 of Paint Section | | | |
| B — Cont'd | | B — Cont'd | |
| Bracket (throttle modulator mounting) | 9E730 | Brush set (starter motor) | 11057 |
| Bracket (throttle positioner) | 9S555 | Brush assy. (horn blow ring) | 13A821 |
| Bracket (transfer case heat shield) | 7F315 | Bulb (lamp) | 13465-6, |
| Bracket (transfer case lever inner) | 7B106 | | 15220 |
| Bracket (transmission support) | 7A033 | Bulb assy. (headlamp sealed beam) | 13007 |
| Bracket (turbocharger heat shield) | 9G479 | Bulb & retainer assy. (headlamp) | 13N021 |
| Bracket (turbocharger wastegate actuator) | 9G439 | Bumper (clutch & brake pedal) | 7583 |
| Bracket (turn indicator flasher mounting) | 13351 | Bumper (front) | 17757 |
| Bracket (windshield washer reservoir mounting) | 17651 | Bumper (front axle) | 3020 |
| Bracket (wiring connector) | 14A206 | Bumper (hood) | 16758 & |
| Bracket assy. (accel. shaft to dash) | 9A762 | | 16763 |
| Bracket assy. (brake tube support) | 2B358 | Bumper (rear) | 17906 |
| Bracket assy. (carb. air shroud support) | 9C670 | Bumper (rear axle) | 3020, |
| Bracket assy. (C.B. radio network) | 18B817 | | 4730, |
| Bracket assy. (clutch idler bellcrank lever pivot) | 7B587 | | 5783 |
| Bracket assy. (clutch pedal stop) | 7B616 | Bumper (spare wheel carrier) | 1A366 |
| Bracket assy. (clutch release equalizer eng.) | 7A572 | Bumper (steering column tube upper flange) | 3D656 |
| Bracket assy. (clutch release equalizer to frame) | 7507 | Bumper guard kit (front or rear) | 17996 |
| Bracket assy. (distributor vacuum valve) | 12A195 | Bus bar assy. | 14A033 |
| Bracket assy. (EGR solenoid vacuum valve) | 9H472 | | 14A439 |
| Bracket assy. (eng. air cleaner) | 9626, | Bushing (axle pivot) | 3B177 |
| | 9647 | Bushing (brake master cylinder) | 2474 |
| Bracket assy. (eng. gas recirculating vacuum amplifier) | 9E452 | Bushing (brake pedal) | 2471 |
| Bracket assy. (eng. oil filler tube) | 6786 | Bushing (carb. choke thermostat lever) | 9851 |
| Bracket assy. (eng. oil level indicator tube) | 6786 | Bushing (carb. throttle shaft) | 9B508 |
| Bracket assy. (exhaust air supply tube) | 9T429 | Bushing (clutch master cylinder) | 2474 |
| Bracket assy. (front shock absorber lower) | 18112-3 | Bushing (clutch pedal) | 2471 |
| Bracket assy. (fuel filter) | 9A335 | Bushing (clutch pedal to idler lever rod) | 7526 |
| Bracket assy. (interior lamp) | 13K703 | Bushing (clutch release equalizer shaft) | 7517 |
| Bracket assy. (rear bumper cover mounting) | 17D942 | Bushing (cylinder block repair) distributor | 12132 |
| Bracket assy. (rear shock absorber upper) | 18169 | Bushing (distributor housing) | 12120 |
| Bracket assy. (fuel heater) | 9338 | Bushing (eng. valve guide) | 6510 |
| Bracket assy. (fuel tube support) | 9B325 | Bushing (exhaust air supply pump bracket) | 9M578 |
| Bracket assy. (speed control) | 9C787 | Bushing (exhaust thermostat control valve) | 9462 |
| Bracket assy. (trans. shift bellcrank) | 7C431 | Bushing (front axle spindle pin) | 3110 |
| Bracket & cable assy. (trans. control selector) | 7E363 | Bushing (front suspension lower arm strut-rear) | 3A225 |
| Bracket & insulator assy. (muffler inlet pipe) | 5A246 | Bushing (front spring) | 5348 |
| Bracket & insulator kit (muffler outlet pipe) | 5260 | Bushing (front wheel spindle) | 3110 |
| Bracket & switch assy. (backup lamp) | 15520 | Bushing (gearshift dampener) | 7K453 |
| Brake (front) L.H. | 2B121 | Bushing (secondary throttle control) | 9C781 |
| Brake (parking brake cable) | 2530 | Bushing (spring) | 5781 |
| Brake caliper repair kit (front wheel) | 2120 | Bushing (starter motor brush end plate) | 11052 |
| Brake caliper support repair kit (front wheel) | 2120 | Bushing (starter motor drive end housing) | 11135 |
| Brake system (booster) | 2005 | Bushing (steering gear housing sector shaft) | 3576 |
| Breaker assy. (distributor) | 12151 | Bushing (throttle control shaft) | 9C754 |
| Breaker assy. (electrical circuit glass tube) | 14526 | Bushing (throttle shaft) | 9B508 |
| Breaker assy. (fuse electrical circuit) | 14526 | Bushing (transfer case gearshift lever shaft) | 7K355 |
| Breaker assy. (fusible link wire type) | 14526 | Bushing (trans. case) | 7025 |
| Brush assy. (alternator) | 10347 | Bushing (trans. converter stator support) | 7B261 |
| Brush assy. (speed control) | 9C899 | Bushing (trans. extension housing) | 7A034 |
| Brush & holder (A/C compressor) | 2979 | Bushing (trans. front clutch hub) | 7E059 |
| Brush & terminal set (alternator) | 10347 | Bushing (trans. front oil pump) | 7B258 |
| Brush set (alternator) | 10347 | Bushing (trans. front pump support) | 7B261 |



BUY IT NOW!

Click Here To Order



COPYRIGHT © 1994 - FORD MOTOR - DEARBORN, MICHIGAN
COMPANY

Final Issue

1980/89 LIGHT TRUCK

INDEX

| PART NAME | GROUP NUMBER | PART NAME | GROUP NUMBER |
|--|--------------|---|--------------|
| Notes: Δ FBD Refer to page 1 of Paint Section | | | |
| B — Cont'd | | C — Cont'd | |
| Bushing (trans. front pump support rear) | 7D018 | Cam kit (carb. fast idle) | 9597 |
| Bushing (trans. gearshift lever shaft) | 7335 | Cam plate (parking brake lever) | 2A142 |
| Bushing (trans. gearshift selector tube lever) | 7335 | Camper wiring kit | 13A576 |
| Bushing (trans. gearshift tube) | 7335 | Camshaft (eng.) | 6250 |
| Bushing (trans. input shaft) | 7120 | Canister purge solenoid | 9C915 |
| Bushing (trans. intermediate brake drum) | 7D046 | Canister purge valve | 9B963 |
| Bushing (trans. output shaft bearing retainer) | 7A034 | Canister assy. (fuel vapor storage)—primary | 9A653 |
| Bushing (trans. output shaft second speed gear) | 7193 | Canister assy. (fuel vapor storage) | 9D653 |
| Bushing (trans. planet support) | 7A132 | Cap (A/C charge valve) | 19D702 |
| Bushing (trans. reverse brake drum) | 7D001 | Cap (A/C compressor pulley) | 2894 |
| Bushing (trans. reverse idler gear) | 7143 | Cap (brake master cylinder filler) | 2162 |
| Bushing (trans. sun gear) | 7D065 | Cap (cylinder end) | 3A745 |
| Bushing assy. (front axle pivot) | 3B177 | Cap (exhaust air supply silencer) | 9S426 |
| Bushing & pin kit (front axle spindle) | 3111 | Cap (front hub grease) | 1131 |
| Bushing repair kit (shock absorber) | 18198 | Cap (front spring seat) | 5A316 |
| Button (horn) | 13A805 | Cap (fuel eng. pump tube) | 9F737 |
| Button (lamp switch) | 13C765 | Cap (fuel pressure relief valve) | 9H323 |
| Button (wheel trim) | 1A116 | Cap (fuel tank outlet tube) | 9G270 |
| Buzzer assy. (seat belt warning) | 10B924 | Cap (fuel vapor storage canister) | 9E602 |
| C | | Cap (P/S pump auxiliary reservoir) | 3A006 |
| Cable (brake shoe adjusting lever) | 2A178 | Cap (radiator) | 8100 |
| Cable assy. (accelerator pedal to carb. throttle) | 9A758 | Capscrew | 7A291 |
| Cable assy. (A/C regulator) | 18518 | Cap (steering column position lock spring) | 3E518 |
| Cable assy. (A/C temperature control) | 19988 | Cap (spindle pin) | 3B167 |
| Cable assy. (battery) | 14300-1 | Cap (steering gear cylinder piston) | 3D530 |
| Cable assy. (battery to starter relay) | 14300 | Cap (steering restricter) | 3B434 |
| Cable assy. (battery universal type) | 14300 | Cap (radiator overflow container) | 8K103 |
| Cable assy. (defroster air) | 18548 | Cap (rear spring seat) | 5796 |
| Cable assy. (fuel water separator) | 9J312, | Cap (trans. control housing) | 7220 |
| | 9J305 | Cap (trans. counter shaft rear bearing) | 7195 |
| Cable assy. (heater air) | 18552 | Cap (trans. gearshift lever housing) | 7220 |
| Cable assy. (heater temperature) | 18518 | Cap (universal joint knuckle dust) | 4710 |
| Cable assy. (parking brake rear) | 2A635 | Cap (valve stem exhaust) | 6550 |
| Cable assy. (radio antenna lead-in) | 18812 | Cap (water outlet) | 8A500 |
| Cable assy. (relay to starter) | 14431 | Cap (wheel hub) | 1130 |
| Cable assy. (speed control) | 9A820 | Cap assy. (eng. oil filler & breather) | 6766 |
| Cable assy. (speedo.) | 9A820, | Cap assy. (fuel tank filler) | 9030 |
| | 17260 | Cap assy. (locking hub) | 1K104 |
| Cable assy. (speedometer or tachometer) | 17260 | Cap assy. (P/S pump oil reservoir filler) | 3A006 |
| Cable assy. (tachometer) | 17260 | Capacitator (radio) | 18827 |
| Cable & conduit (parking brake front) | 2853 | Capacitator (radio voltage regulator) | 18832 |
| Cable & valve assy. (fuel sediment drain) | (9J305) | Carbon canister | 9D653 |
| Cable guide (automatic brake adjuster) | 2A179 | Carburetor feedback system | 9S565 |
| Cable kit (battery booster) | 14300 | Carburetor fuel bowl (solenoid vent valve) | 9B982 |
| Calibration rework kit | 9C485 | Carburetor fuel bowl (thermal vent valve) | 9E589 |
| Calibration assy. (engine electronic control) | 12A649 | Carburetor throttle position switch (A/C cut off) | 9F629 |
| Caliper repair kit (brake) | 2120 | Carburetor assy. | 9510 |
| Cam (accelerator pump diaphragm) | 9526 | Carrier (battery) | 10732 |
| Cam (air bleed metering needle rod) | 9A965 | Carrier (jack) | 10732 |
| Cam (carb. fast idle) | 9597 | Carrier (spare wheel) | 1433 |
| Cam (turn indicator turn off) | 13318 | Carrier & bearing cap assy. (axle differential) | 4141 |
| Cam assy. (carb. fast idle) | 9597 | Carrier assy. (rear axle differential) | 4141 |



BUY IT NOW!

[Click Here To Order](#)



**1980/89
LIGHT TRUCK**

ALPHA INDEX CHASSIS PARTS 7

INDEX

| PART NAME | GROUP NUMBER | PART NAME | GROUP NUMBER |
|--|--------------|--|--------------|
| Notes: Δ FBD Refer to page 1 of Paint Section | | | |
| C — Cont'd | | C — Cont'd | |
| Carrier (sprocket) | 7C115 | Clip (brake cable) | 2814 |
| Cartridge kit (stereo tape) | 18816 | Clip (brake shoe anti-rattle) | 2B164 |
| Case assy. (front axle differential) | 4204 | Clip (brake system) | 2279 |
| Case assy. (front axle differential) | 3204 | Clip (carb. accelerator pump link rod) | 9825 |
| Case assy. (rear axle differential) | 4204 | Clip (carb. choke rod end retaining) | 9825-6 |
| Case assy. (transfer) | 7005 | Clip (EEC bracket) | 12B518 |
| Case assy. (transmission) | 7005-6 | Clip (fuel filter tube support) | 9N589 |
| C.B. radio antenna & hardware parts | 18B806 | Clip (fuel inj.) | 9C995 |
| Chain (eng. timing) | 6268 | Clip (EGR transducer hose) | 9S437 |
| Chain assy. (transfer case drive) | 7A029 | Clip (fuel injector pipe) | 9K550 |
| Chamber assy. (A/C plenum upper) | 19C974 | Clip (fuel tube) | 9A317 |
| Chamber assy. (heater air plenum) | 18471 | Clip (fuel inj. pump tube) | 9N654, |
| Channel (spare wheel carrier) | 1443 | | 9E525 |
| Chassis (radio receiver) | 18806 | Clip (fuel filter hose) | 9B255 |
| Chime assy. (seat belt warning) | 10D840 | Clip (A/C and heater air inlet) | 19W578 |
| Cigar lighter kit | 15A044 | Clip (heater air control cable) | 18N312 |
| Circuit assy. (instrument cluster printed) | 10K843 | Clip (hood latch control) | 16907 |
| Clamp (A/C evaporator expansion valve bulb) | 19A634 | Clip (hood support rod retaining) | 16828 |
| Clamp (A/C hoses) | 19B679 | Clip (speed control sensor to cable) | 9F718 |
| Clamp (A/C refrigerant line) | 19B679 | Clip (speed control vac. valve) | 9C966 |
| Clamp (A/C tube support clip) | 19C862 | Clip (steering column shaft insulator) | 3E629 |
| Clamp (battery hold down) | 10718 | Clip (trans. diaphragm retainer) | 7F006 |
| Clamp (bracket to outlet pipe) | 5A231 | Clip (trans. vacuum diaphragm) | 7F006 |
| Clamp (carburetor thermostatic choke housing) | 9842 | Clip (turn indicator cover) | 13377 |
| Clamp (crossover pipe to inlet pipe) | 5A231 | Clip (window regulator switch retaining) | 14559 |
| Clamp (distributor terminal housing hold down) | 12144 | Clip (windshield wiper adapter & connecting arm) | 17531 |
| Clamp (distributor to cylinder head) | 12270 | Clip assy. (heater door) | 18N287 |
| Clamp (exhaust) | 5A231 | Clip (A/C tube lock coupling) | 19E746 |
| Clamp (exhaust air supply manifold) | 9D444 | Clock assy. | 15000 |
| Clamp (fuel injection tube) | 9C334 | Clutch assy. (fan) | 8A616 |
| Clamp (front axle slip yoke boot) | 3B478 | Clutch assy. (trans. overrunning) | 7A089 |
| Clamp (exhaust manifold to cylinder block) | 9443 | Clutch assy. (trans. planetary) | 7A089 |
| Clamp (exhaust air supply tube) | 9D436 | Coil (field) | 11082 |
| Clamp (extension pipe to outlet pipe) | 5A231 | Coil (starter motor field) | 11082 |
| Clamp (front axle spindle connecting rod tube) | 3287 | Coil assy. (ignition less mounting strap) | 12029 |
| Clamp (front spring) | 5330 | Collar (distributor shaft) | 12195 |
| Clamp (front wheel spindle connecting rod ends) | 3287 | Collar (engine oil fill reminder) | 9031 |
| Clamp (heater hose) | 18572 | Combination air bypass (air control valve) | 9F491 |
| Clamp (hose) | 8287 | Compensator assy. (altitude) | 9A950 |
| Clamp (intake manifold to cylinder block) | 9443 | Compensator assy. (carburetor hot idle) | 9B532 |
| Clamp (jack hold down) | 17091 | Compressor assy. (A/C) | 19703 |
| Clamp (muffler to outlet pipe) | 5A231 | Compressor assy. (vacuum air horn) | 13801 |
| Clamp (rear view outside mirror arm) | 17733 | Compressor head | 19D647 |
| Clamp (speed control engagement switch) | 9C892 | Condenser kit-A/C | 19708 |
| Clamp (steering column) | 3507 | Cone & roller (front axle differential bearing) | 4221-2 |
| Clamp (steering gear ball return guide) | 3544 | Cone & roller (front axle driving pinion) | 4621 |
| Clamp assy. (engine air cleaner) | 9628 | Cone & roller (front wheel bearing outer) | 1216 |
| Clamp assy. (fuel injection pump tube) | 9N653 | Cone & roller (rear axle differential bearing) | 1244 |
| Cleaner assy. (engine air) | 9600 | Cone & roller (rear axle driving pinion) | 4621 |
| Cleaner assy. (eng. air off-road conversion kit) | 9K601 | Cone & roller (rear axle driving pinion bearing) | 4630 |
| Clamp assy. (fuel inj. pump tube) | 9N653 | Cone & roller (transfer case front output shaft) | 7065 |
| Cleaners | Δ | Cone & roller (transfer case idler gear) | 7065 |
| Clear vision aids | Δ | Cone & roller (transfer case input shaft) | 7065 |
| Clip (A/C compressor hose) | 19N704 | Cone & roller (transfer case rear output) | 1216 |
| Clip (alternator fan shield) | 10C349 | Cone & roller assy. (front wheel inner bearing) | 1201 |
| Clip (battery cable retaining) | 10N661 | | |



BUY IT NOW!

Click Here To Order



COPYRIGHT © 1994 - FORD MOTOR - DEARBORN, MICHIGAN
COMPANY

Final Issue

INDEX

| PART NAME | GROUP NUMBER | PART NAME | GROUP NUMBER |
|---|--------------|---|--------------|
| Notes: Δ FBD Refer to page 1 of Paint Section | | | |
| C — Cont'd | | C — Cont'd | |
| Cone & roller assy. (rear wheel & differential bearing) | 1244 | Cooling system aids | Δ |
| Cone & roller assy. (rear wheel outer bearing) | 1240 | Core (speedo. drive) | 17262 |
| Connection assy. (emission vac. cont. main) | 9E498 | Core (starter) | 10N717 |
| Connector | 3R608 | Core assy. (A/C condenser) | 19712 |
| Connector (accelerator shaft to speed control) | 9B705 | Core assy. (A/C evaporator) | 19860 |
| Connector (air cleaner temperature control sensor) | 9E688 | Core assy. (heater) | 18476 |
| Connector (A/C register) | 19C692 | Core assy. (heater) main evaporator | 1876 |
| Connector (brake pipe to rear axle housing) | 2074 | Countershaft (transfer case) | 7111 |
| Connection (EGR exhaust manifold) | 9J470 | Countershaft (transfer case range box) | 7111 |
| Connector (EGR exh. manifold) | 9F485 | Countershaft (trans.) | 7111 |
| Connector (alternator regulator) | 10A568 | Countershaft (trans. aux.) | 7111 |
| Connector assy. (exhaust air supply manifold) | 9G462 | Coupling shaft | 4800 |
| Connector (fuel flow sensor) | 10D958 | Coupling (steering gear input shaft to steering column shaft) | 3A525 |
| Connector assy. (fuel injector manifold) | 9F754 | Coupling assy. (A/C self-sealing) | 19B595-6 |
| Connector assy. (fuel inj. pump fuel return) | 9F734 | Coupling (heater hose) | 18D434 |
| Connector (fuel pump inlet) | 9B375 | Cover (blower motor) | 18515 |
| Connector (fuel vapor hose restricting) | 9K319 | Cover (A/C evaporator thermostat) | 19736 |
| Connector (trans. oil tube) | 7D273 | Cover (Air conditioner evaporator case trim) | 19B736 |
| Connector (tube thermostatic choke control) | 9819 | Cover (brake adjusting hole) | 2092 |
| Connector (wire) | 14488 | Cover (brake booster reservoir) | 2162 |
| Connector assy. (emission vac. control) | 9E455 | Cover (brake pedal pad) | 2A487 |
| Connector assy. (fuel quick connect) | 9J274 | Cover (camper wiring plug) | 14A428 |
| Connector assy. (trans. oil tube) | 7D273 | Cover (carb. choke diaphragm assy.) | 9J554 |
| Connector assy. (wiring) | 14487 | Cover (carb. economizer valve) | 9930 |
| Connector & wire (repair) | 12A209 | Cover (EGR valve) | 9D440 |
| Connection (engine air inlet) | 9C674 | Cover (engine air cleaner) | 9661 |
| Contact terminal assy. (power door locks) | 14A658 | Cover (engine control housing) | 12B535 |
| Container (radiator overflow) | 8K103 | Cover (eng. valve push rod) | 6519 |
| Control (trans. main) | 7A100 | Cover (fog lamp) | 15K233 |
| Control (radio rear seat speaker volume) | 18972 | Cover (front axle housing) | 4033 |
| Control & retainer assy. (fuel injection cooling fan) | 9F810 | Cover assy. (fuse panel) | 14A003 |
| Control assy. (decelerator fuel shut-off) | 12B528 | Cover (glow plug relay) | 12A345 |
| Control assy. (A/C) | 19980 | Cover (fuel injection pump gear) | 9M542 |
| Control assy. (eng. idle) | 9L513 | Cover (intake manifold internal cooler) | 9L441 |
| Control assy. (engine inferred mileage) | 12B514 | Cover (intake manifold opening) | 9C483 |
| Control assy. (engine implied mileage) | 12B514 | Cover (rear axle housing) | 4033 |
| Control assy. (engine start fuel) | 9F723 | Cover (secondary throttle diaphragm) | 9507 |
| Control assy. (fuel injector cooling fan) | 9F810 | Cover (starter motor plunger) | 11060 |
| Control assy. (fuel/water separator) | 9S280 | Cover (steering column position control) | 3D505 |
| Control assy. (heater) | 18549 | Cover (tachometer opening) | 17187 |
| Control assy. (indicator warning multiple function) | 10E850 | Cover (thermo choke heat supply) | 9A705 |
| Control assy. (parking brake) | 2780 | Cover (transfer case P.T.O.) | 7165 |
| Control assy. (radio power boost equalizer-amplifier) | 18B853 | Cover (transfer case rear idler shaft) | 7085 |
| Control assy. (trailer lamp) | 15B437 | Cover (trans. control selector indicator) | 7A004 |
| Control assy. (trans. main) | 7A100 | Cover (trans. control selector indicator opening) | 7B100 |
| Control assy. (trans. gear shift) | 7400 | Cover (trans. converter housing lower) | 7986 |
| Control assy. (vacuum break) | 9S514 | Cover (trans. intermediate band servo) | 7D027 |
| Converter assy. (trans.) | 7902 | Cover (trans. intermediate brake band) | 7D027 |
| Converter (exhaust) | 5E212 | Cover (trans. P.T.O.) | 7165 |
| Converter assy. (inlet pipe) | 5F250 | Cover (trans. rear oil pump) | 7A152 |
| Coolant temperature switch (dual) | 12B513 | Cover (trans. reverse band servo piston) | 7D036 |
| Cooler (trans. oil) | 7A095 | Cover (trim EEC processor) | 12B253 |
| Cooler assy. (exhaust gas recirculating) | 9F464 | | |



BUY IT NOW!

Click Here To Order



**1980/89
LIGHT TRUCK**

ALPHA INDEX CHASSIS PARTS 9

INDEX

| PART NAME | GROUP NUMBER | PART NAME | GROUP NUMBER |
|--|---------------------------------|--|---------------|
| Notes: Δ FBD Refer to page 1 of Paint Section | | | |
| C — Cont'd | | C — Cont'd | |
| Cover (turn indicator switch wiring) | 13376 | Cylinder assy. (clutch master) | 7A543 |
| Cover (water pump) | 8508 | Cylinder assy. (engine) | 6009 |
| Cover (wheel hub) | 1130 | Cylinder & key assy. (ignition switch lock) | 11582 |
| Cover (windshield washer reservoir) | 17632 | Cylinder & keys (hood latch release handle) | 16978 |
| Cover (windshield wiper motor gear) | 17A511 | Cylinder repair kit (brake) | 2128, 2221 |
| Cover & brkt. (fuel water sep. cvr.) | 9J310 | | |
| Cover assy. (carb. accelerator pump) | 9528 | Cylinder repair kit (brake master) | 2004 |
| Cover assy. (eng. crankshaft rear main seal) | 6C334 | D | |
| Cover assy. (eng. rear) | 6L080 | Damper assy. (eng. crankshaft) | 6316 |
| Cover assy. (eng. cylinder front) | 6019 | Dashpot assy. (carb.) | 9B549 |
| Cover assy. (eng. valve rocker arm) | 6582 | Dashpot & solenoid assy. | 9S520 |
| Cover assy. (fuel injection pump governor) | 9K523 | Dashpot throttle stop | 9B549 |
| Cover assy. (heater blower housing) | 18A295 | DC motor-idle speed control actuator | 9N825 |
| Cover assy. (heater core case) | 18B299 | Decal (emission control system) | 9D441 |
| Cover assy. (sector shaft) | 3580 | Decal (fan warning) | 8653 |
| Cover assy. (steering wheel) | 3D752 | Deflector (air cleaner air intake) | 9F721 |
| Cover assy. (turret shifter) | 7F307 | Deflector (exhaust inlet pipe) | 5E285 |
| Cover kit (axle housing) | 4033 | Deflector (front axle driving pinion oil seal) | 4859 |
| Cover kit (steering wheel) | 3L600 | Deflector (heater inlet) | 18669 |
| Cover trim (EEC processor) | 12B253 | Deflector (inlet pipe) | 5E285 |
| Crank (air conditioner damper door) | 19C775 | Deflector (radiator air) | 8327 |
| Crankshaft position sensor and pulse ring | 6300, 6C315 | Deflector (radiator air side) | 8310 |
| Crankshaft assy. (eng.) | 6303 | Deflector (rear axle driving pinion oil seal) | 4859 |
| Cross member (frame) | 5025, 5028, 5030, 5035 | Deflector (rear bumper) | 17808 |
| | | Dehydrator & receiver tank assy. (A/C) | 19959 |
| | | Dial (instrument cluster warning lamp) | 10960 |
| | | Diaphragm assy. (carb. accelerator pump) | 9B559 |
| | | Diaphragm assy. (carb. choke) | 9J549 |
| Cross member (frame front lower) | 5C128 | Diaphragm assy. (distributor) | 12370 |
| Cross member (fuel tank support) | 5019 | Diaphragm assy. (secondary throttle complete) | 9501 |
| Cross member (fuel tank support) | 5025 | Diaphragm assy. (trans. vacuum throttle valve) | 7A377 |
| Cup (brake cylinder) | 2201 | Differential (bearing adjusting shim kit) | 4067 |
| Cup (brake shoe hold down spring) | 2066 | Differential (case kit) | 4204 |
| Cup (carb. idle adj. screw) | 9C984 | Differential (parts kit) | 4215 |
| Cup (front wheel bearing) | 1202 | Differential assy. (rear axle) | 4200 |
| Cup (front wheel outer bearing) | 1217 | Differential assy. (rear axle traction-lok) | 4026 |
| Cup (rear axle differential bearing) | 1239, 1243, 4222 | Differential & pinion (shim kit) | 4067 |
| | | Diode assy. (lamp failure indicator) | 10C912 |
| | | Disc (radio receiver tone control) | 18830 |
| Cup (rear axle driving pinion bearing) | 4616 | Disc (rear axle differential clutch) | 4945 |
| Cup (steering gear upper bearing) | 3552 | Disc assy. (clutch) | 7550 |
| Cup (transfer case front output shaft housing) | 1202 | Disc & plate kit (front axle limited slip) | 3880 |
| Cup (transfer case idler gear bearing) | 1217 | Discharge line (A/C compressor to condenser) | 19972 |
| Cup (transfer case rear output bearing) | 4616 | Display assy. (electronic speedometer) | 17B383 |
| Cup (transfer case rear output shaft bearing) | 7169 | Display assy. (fuel computer) | 10E848 |
| Cup (trans. input shaft bearing) | 4628 | Distributor modulator valve assembly | 12A182 |
| Cup (wheel bearing) | 1239 | Distributor modulator valve assy. (one port) | 12A170 |
| Cup (wheel bearing) | 1239 | Distributor assy. | 12127 |
| Cup washer (fog lamp bracket) | 15370 | Door (headlamp) | 13064 |
| Cylinder (trans. clutch) | 7A360 | Door (rear license plate lamp) | 13566 |
| Cylinder (front suspension load level) | 3B464 | Door assy. (heater air damper) | 18A361 |
| Cylinder assy. (brake) | 2261-2 | Door assy. (air inlet damper A/C & htr) | 18752 |
| Cylinder assy. (brake master) | 2140 | | |

100% SATISFACTION GUARANTEED

BUY IT NOW!

Click Here To Order

PayPal American Express Discover MasterCard VISA

COPYRIGHT © 1994 - FORD MOTOR - DEARBORN, MICHIGAN
COMPANY

Final Issue

INDEX

| PART NAME | GROUP NUMBER | PART NAME | GROUP NUMBER |
|--|------------------|--|--------------|
| Notes: Δ FBD Refer to page 1 of Paint Section | | | |
| D — Cont'd | | E — Cont'd | |
| Door & seal assy. (heater & A/C damper) | 18D293 | Engine assy. | 6007 |
| Door & seal assy. (heater outlet) | 18N249 | Engine coolant temperature sensor | 12A648 |
| Door assy. (A/C & htr. outlet duct upper) | 19A760 | Engine reconditioning paint | Δ |
| Door assy. (A/C air temp. control) | 19D842 | Engine starting fluid | Δ |
| Dowel (eng. cylinder block) | 6397 | Equalizer (parking brake cable) | 2A602 |
| Dowel (eng. cylinder cover plate) | 6B041 | Exhaust gas oxygen sensor | 9F472 |
| Dowel (eng. cylinder head to cylinder block) | 6A008 | Exhaust heat control valve | 9A427 |
| Drive assy. (starter motor) | 11350 | Expander & spring assy. (brake cyl. piston return) | 2204 |
| Drum (rear brake) | 1126 | Exterior paint | Δ |
| Drum assy. (trans. intermediate brake) | 7D044 | Extension (clutch release rod) | 7A504 |
| Drum assy. (trans. reverse brake) | 7C498 | Extension (exhaust) | 5A212 |
| Drum & planetary gear assy. (trans. rear brake) | 7A398 | Extension (front fender apron front) | 16184-5 |
| Dual thermactor air control solenoid valve | 9D474 | Extension (front fender & radiator support) | 16C152-3 |
| Duct (A/C evaporator to inst. panel register) | 19926 | Extension (radiator side support) L.H. | 8B221 |
| Duct assy. (A/C evaporator outlet) | 19C633 | Extension (radiator side support) R.H. | 8B220 |
| Duct assy. (A/C evaporator to register) | 19B680 | Extension (spare wheel carrier support) | 1A457 |
| Duct assy. (aux. A/C & heater inlet) | 18D349 | Extension (steering column tube flange) | 3790 |
| Duct assy. (aux. A/C & heater outlet) | 18D352 | Extension (tire valve) | 1705 |
| Duct assy. (A/C recirculating air) | 19C590 | Extension assy. (A/C feed—blower motor) | 19D605 |
| Duct assy. (heater air inlet) | 18B259 | Extension assy. (spare wheel carrier support) | 1381 |
| Duct assy. (heater air outlet) | 18633, 18C297 | F | |
| Duct assy. (heater outlet to floor) | 18C433 | Fan (alternator pulley) | 10A310 |
| Duct & valve assy. (air cleaner air) | 9A626 | Fan & bracket assy. (fuel injection cooling fan) | 9F819 |
| Dusting cloth | Δ | Fan assy. (heater blower) | 18504 |
| E | | Fan blade assy. | 8600 |
| "E" ring—external (fuel filter drain valve) | 9175 | Fan supt. stabilizer plate | 8K655 |
| Eccentric (camshaft fuel pump drive) | 6287 | Feedback (carburetor actuator motor) | 9C908 |
| Economizer kit (carb.) | 9A565 | Fender (front) | 16005-6 |
| EGR cooler assembly | 9F464 | Fender (rear) | 16312-3 |
| EGR (cover plate) | 9D440 | Fender apron reinforcement (front) R.H. | 16154 |
| EGR load control (WOT) valve | 9F424 | Fender apron reinforcement (front) L.H. | 16155 |
| EGR solenoid vacuum valve assy. | 9D474 | Field (A/C compressor with pilot bushing) | 2987 |
| EGR vacuum control valve filter | 9E491 | Filter (carb. accelerator pump cavity) | 9F565 |
| EGR valve position sensor | 9G428 | Filter (air cleaner) | 9601 |
| EGR venturi vacuum amplifier | 9E451 | Filter (crankcase emission) | 9D697 |
| Elbow (eng. crankcase vent hose) | 6767 | Filter (gauge fuel tank unit) | 9A011 |
| Elbow (fuel inj. pump return line) | 9F736 | Filter (instrument cluster lamp) | 10B870 |
| Elbow (fuel tank vent tube) | 9170 | Filter assy. (crankcase vent) | 9D695 |
| Elbow (heater hose) | 18599 | Filter assy. (eng. oil by-pass) | 6714 |
| Electronic control assembly (CFI) | 12A650 | Filter assy. (EGR sol vac valve) | 9F474 |
| Element (fuel/water separator) | 9N327 | Filter assy. (fuel) | 9155 |
| Element assy. (carb. or eng. air cleaner) | 9601 | Filter assy. (fuel) | 9A011 |
| Element assy. (cigar lighter) | 15054 | Filter (A/C lint control) | 19D556 |
| Element assy. (eng. oil filter) | 6731 | Filter assy. (P/S pump oil) | 3C602 |
| Element assy. (fuel/water separator) | 9N184 | Filter assy. (vacuum vent) | 9F474 |
| Element assy. (oil reservoir filter) | 3C602 | Filter & base assy. — fuel primary | 9B072 |
| Element assy. (fuel filter) | 9365 | Finger (trans. shaft control) | 7C124 |
| Elbow (fuel filter tube) | 9B253 | Fire extinguisher kit | 19B540 |
| EMW (emission maint. warning sensor) | 12B514 | Fitting (A/C refrigerant lines) | 19D695 |
| Emblem assy. (steering wheel hub) | 3649 | Fitting (fuel inlet) | 9A520 |
| Emission maint. warning lamp (kit) | 13710 | Fitting (pump valve outlet) | 3D654 |
| End repair kit (stabilizer bar) | 5A486 | Fitting (oil pressure sender to eng. governor) | 9B339 |
| End (front wheel spindle connecting rod) | 3A130-1 | Fitting (tube adapter fuel filter) | 9B254 |
| | | Fitting assy. (intake manifold vacuum outlet) | 9A474 |
| | | Flange (starter motor coil retainer) | 11106 |



BUY IT NOW!

Click Here To Order



INDEX

| PART NAME | GROUP NUMBER | PART NAME | GROUP NUMBER |
|--|-----------------|--|--------------|
| Notes: Δ FBD Refer to page 1 of Paint Section | | | |
| F — Cont'd | | G — Cont'd | |
| Flange (steering column tube) | 3511 | Gasket (eng. cylinder head plate) | 6F048 |
| Flange (trans. output shaft) | 7B198 | Gasket (eng. oil filter adapter) | 6A636 |
| Flange (transfer case output shaft) | 7B214 | Gasket (eng. oil filter center bolt to cover) | 6749 |
| Flange assy. (rear axle u/joint) | 4851 | Gasket (eng. oil pan drain plug) | 6734 |
| Flasher assy. (turn indicator) | 13350 | Gasket (eng. oil pump inlet tube) | 6626 |
| Float assy. (carb.) | 9550 | Gasket (eng. oil pump tube) | 6625 |
| Flywheel assy. (engine) | 6375 | Gasket (eng. rear cover) | 6D083 |
| Fork (transfer case gearshift) | 7289 | Gasket (eng. valve push rod cover) | 6521 |
| Fork (transfer case high & low range shift) | 7289 | Gasket (eng. valve rocker arm cover) | 6584 |
| Fork (transfer case lock shift chain drive) | 7289 | Gasket (exhaust air supply pump elbow outlet) | 9F429 |
| Fork (trans. gear shifter) | 7230-1, 7289 | Gasket (exhaust air supply tube upper) | 9C435 |
| | | Gasket (exhaust control valve) | 9E486 |
| Fork & shaft (trans. gear shifter) | 7230-1 | Gasket (exhaust gas recirculation valve) | 9D476 |
| Frame (heater core) | 18A441 | Gasket (exhaust gas recirculating valve adapter) | 9E464 |
| Frame (license plate) | 17A387 | Gasket (exhaust manifold) | 9448 |
| Frame assy. | 5005 | Gasket (exhaust manifold heat shield) | 9448 |
| Frame assy. (heater blower door) | 18C637 | Gasket (float bowl screw) | 9592 |
| Front end cover kit | 19A414 | Gasket (front axle housing to cover) | 4036 |
| Fuel evaporation (heater switch) | 9F726 | Gasket (fuel filter bowl) | 9364 |
| Fuel injector | 9F593 | Gasket (fuel filter cover) | 9K342 |
| Fuel (pressure regulator) | 9C968 | Gasket (fuel filter sediment bowl) | 9160 |
| Fuel (vacuum separator) | 9C369 | Gasket (fuel filter plug) | 9364 |
| | | Gasket (fuel gauge tank unit) | 9276 |
| G | | Gasket (A/C plenum chamber evaporator case) | 19D849 |
| Gasket (air conditioner blower motor mounting) | 18583 | Gasket (fuel injection nozzle) | 9C991 |
| Gasket (air cleaner to carb.) | 9654 | Gasket (fuel injection leakoff fitting) | 9G546 |
| Gasket (air cleaner intake) | 9673 | Gasket (fuel injection pump) | 9F585 |
| Gasket (adjusting nut) | 9A522 | Gasket (fuel leak pipe) | 9K540 |
| Gasket (body side lamp housing) | 15A447 | Gasket (fuel pump filter mounting) | 9C395 |
| Gasket (brake booster diaphragm) | 2167 | Gasket (fuel pump mounting) | 9417 |
| Gasket (brake liner connector) | 2149 | Gasket (fuel tank filler to quarter panel) | 9076 |
| Gasket (brake master cylinder filler cap) | 2167 | Gasket (headlamp) | 13044 |
| Gasket (brake splash shield) | 2B160 | Gasket (heater blower housing) | 18B488 |
| Gasket (carb.) | 9447 | Gasket (heater core case) | 18A596 |
| Gasket (carb. booster venturi support) | 9A536 | Gasket (heater core tube) | 18596 |
| Gasket (carb. drain plug assy.) | 9G562 | Gasket (heater to dash) | 18570 |
| Gasket (carb. economizer) | 9A588 | Gasket (hot idle compensator) | 9B567 |
| Gasket (carb. economizer cover) | 9563 | Gasket (injection pump gear cover) | 9M544 |
| Gasket (carb. float bowl) | 9561 | Gasket (injection pump dist. block) | 9E904 |
| Gasket (carb. fuel inlet needle seat) | 9569 | Gasket (inlet pipe to converter) | 5B266 |
| Gasket (carb. feedback solenoid) | 9S521 | Gasket (intake manifold) | 9H486 |
| Gasket (carb. main metering jet-primary) | 9S533 | Gasket (intake manifold internal cooler) | 9L438 |
| Gasket (carb. thermostatic choke control) | 9853 | Gasket (intake manifold cover) | 9E436 |
| Gasket (carb. thermostatic choke housing) | 9871 | Gasket (intake manifold to cylinder block) | 9461 |
| Gasket (carb. throttle body to main body) | 9516 | Gasket (intake manifold to cyl. head) | 9439 |
| Gasket (carb. to intake manifold spacer) | 9C477 | Gasket (interior lamp) | 13A706 |
| Gasket (compensator) | 9A953 | Gasket (instrument cluster) | 10A995 |
| Gasket (discharge pump nozzle) | 9580 | Gasket (instrument cluster warning lens) | 10A949 |
| Gasket (distributor base) | 12143 | Gasket (manifold) | 9450 |
| Gasket (door handle-power window/lock) | 14521 | Gasket (marker lens) | 15A402 |
| Gasket (eng. air cleaner inlet duct) | 9E961 | Gasket (potentiometer) | 9F782 |
| Gasket (eng. crankshaft rear main seal cover) | 6C335 | Gasket (rear axle differential carrier) | 4035 |
| Gasket (eng. cylinder front cover) | 6020 | Gasket (rear axle driving pinion bearing sleeve) | 4662 |
| Gasket (eng. cylinder head) | 6051 | Gasket (rear axle housing to cover) | 4036 |



BUY IT NOW!

Click Here To Order



INDEX

| PART NAME | GROUP NUMBER | PART NAME | GROUP NUMBER |
|--|--------------|---|--------------|
| Notes: Δ FBD Refer to page 1 of Paint Section | | | |
| G — Cont'd | | G — Cont'd | |
| Gasket (rear axle shaft) | 1001 | Gasket kit (fuel flow sensor) | 10D959 |
| Gasket (rear lamp lens) | 13461 | Gasket set (carb.) | 9502 |
| Gasket (rear license plate lamp) | 13568 | Gasket set (engine lower) | 6E078 |
| Gasket (rear view outside mirror) | 17724 | Gasket set (eng. oil pan) | 6781 |
| Gasket (rear wheel backing plate) | 1001 | Gasket set (eng. valve grind) | 6079 |
| Gasket (rear wheel bearing retainer) | 1001 | Gasket set (manifold) | 9433 |
| Gasket (secondary metering body plate) | 9A518 | Gasket set (trans.) | 7153 |
| Gasket (starter motor plunger cover) | 11065 | Gasket set (transfer case) | 7153 |
| Gasket (steering gear sector shaft housing cover) | 3581 | Gas line anti-freeze | Δ |
| Gasket (timing cover) | 9F598 | Gate (trans. gearshift reverse front) | 7232 |
| Gasket (transfer case bearing retainer) | 7181 | Gate (trans. gear shifter shaft) | 7279 |
| Gasket (transfer case differential housing) | 7086 | Gate (trans. gear shifter shaft low & reverse gear) | 7232 |
| Gasket (transfer case intermediate bearing retainer) | 7086 | Gate (trans. shifter shaft reverse gear) | 7232 |
| Gasket (transfer case poppet plate retainer) | 7181 | Gauge (air cleaner restriction) | 9N622 |
| Gasket (transfer case poppet spring screw) | 7181 | Gauge (instrument cluster temperature) | 10883 |
| Gasket (transfer case P.T.O.) | 7166 | Gauge (instrument cluster water temperature) | 10883 |
| Gasket (transfer case rear output shaft rear bearing retainer) | 7086 | Gauge assy. (fuel instrument panel unit) | 9280 |
| Gasket (transfer case to range box case) | 7086 | Gauge assy. (fuel tank unit) | 9275 |
| Gasket (trans. countershaft bearing cap rear) | 7181 | Gauge assy. (oil pressure eng. unit) | 9278 |
| Gasket (trans. drain plug) | 7181 | Gauge assy. (oil pressure instrument panel unit) | 9273 |
| Gasket (trans. extension housing) | 7086 | Gear (distributor driven) | 12390 |
| Gasket (trans. extension housing to case) | 7086 | Gear (eng. camshaft) | 6256 |
| Gasket (trans. extension housing to rear oil pump) | 7086 | Gear (eng. crankshaft) | 6306 |
| Gasket (trans. front oil pump to case) | 7A136 | Gear (eng. flywheel ring) | 6384 |
| Gasket (trans. gearshift housing) | 7223 | Gear (eng. friction) | 6N251 |
| Gasket (trans. gearshift housing cap) | 7207 | Gear (front axle differential pinion) | 4215 |
| Gasket (trans. housing gearshift) | 7223 | Gear (front axle differential side) | 4236 |
| Gasket (trans. input shaft bearing retainer) | 7051 | Gear (fuel injection pump drive) | 9A546 |
| Gasket (trans. intermediate band servo) | 7D026 | Gear (injection pump friction) | 9F589 |
| Gasket (trans. oil pan) | 7A191 | Gear (overdrive) | 7B340 |
| Gasket (trans. oil pan screen) | 7E062 | Gear (rear axle differential side) | 4236 |
| Gasket (trans. oil pan to case cork) | 7A191 | Gear (reverse idler sliding) | 7D223 |
| Gasket (trans. oil pump cover to case) | 7A136 | Gear (steering column lock) | 3E717 |
| Gasket (trans. oil pump to case) | 7A136 | Gear (transfer case chain constant drive) | 7A029 |
| Gasket (trans. output shaft bearing retainer) | 7086, | Gear (transfer case countershaft) | 7113 |
| Gasket (trans. P.T.O. cover) | 7181 | Gear (transfer case countershaft cluster) | 7113 |
| Gasket (trans. throttle control valve) | 7166 | Gear (transfer case differential side) | 7061 |
| Gasket (trans. to transfer case) | 7B426 | Gear (transfer case front and rear output shaft sliding clutch) | 7100 |
| Gasket (trans. valve body separator plate) | 7086 | Gear (transfer case front output shaft) | 7100 |
| Gasket (warning indicator lamp lens) | 7D100 | Gear (transfer case idler shaft) | 7142 |
| Gasket (water outlet connection) | 10A867 | Gear (transfer case input drive) | 7017 |
| Gasket (water outlet connection assortment) | 8255 | Gear (transfer case intermediate drive) | 7100 |
| Gasket (water pump cover) | 8255 | Gear (transfer case sprocket drive and output shaft drive) | 7177 |
| Gasket (water pump housing & cylinder) | 8513 | Gear (trans. countershaft) | 7177 |
| Gasket (windshield wiper motor seal) | 8507 | Gear (trans. countershaft cluster) | 7113 |
| Gasket (wiring connector) | 17C430 | Gear (trans. countershaft drive) | 7177 |
| Gasket connector (air cleaner inlet) | 14A297 | Gear (trans. first and second speed) | 7100 |
| Gasket & oil seal repair kit (trans.) | 9D634 | Gear (trans. first speed) | 7100 |
| Gasket (A/C register) | 7153 | Gear (trans. fourth & fifth speed synchronizer) | 7183 |
| Gasket kit (A/C compressor) | 19A775 | Gear (trans. low & reverse sliding) | 7100 |
| | 19B684 | | |



BUY IT NOW!

Click Here To Order



**1980/89
LIGHT TRUCK**

INDEX

| PART NAME | GROUP NUMBER | PART NAME | GROUP NUMBER |
|--|--------------|--|-----------------|
| Notes: Δ FBD Refer to page 1 of Paint Section | | | |
| G — Cont'd | | H — Cont'd | |
| Gear (trans. low constant mesh) | 7A029 | Handle (wheel nut wrench) | 17034 |
| Gear (trans. output shaft parking) | 7A233 | Hardware kit (brake shoe & lining) | 2C077 |
| Gear (trans. output shaft ring) | 7A153 | Harness assy. (A/C vacuum hose) | 19C827 |
| Gear (trans. output shaft second speed) | 7176 | Head (A/C compressor) | 19D646 |
| Gear (trans. output shaft third speed) | 7101 | Head (A/C compressor cyl.) | 2995 |
| Gear (trans. output shaft third speed idler) | 7196 | Head (eng. cyl.) | 6049 |
| Gear (trans. reverse) | 7142 | Head (rear view outside mirror) | 17723 |
| Gear (trans. reverse idler) | 7141-2 | Head phone kit (stereo) | 18C604 |
| Gear (trans. second speed) | 7102 | Header (fuel filter) | 9B249 |
| Gear assy. (eng. idler camshaft) | 6A529 | Headlamp body & lens assy. (lens bulb) | 13007 |
| Gear assy. (trans. reverse idler) | 7141 | Heat riser (exhaust manifold) | 9A427 |
| Gear assy. (trans. sun) | 7D063 | Heat shield (fuel tank) | 9240 |
| Gear & bushing (transfer case low speed) | 7100 | Heated exhaust gas oxygen sensor | 9F472 |
| Gear & bushing (trans. output shaft intermediate) | 7102 | Heater assy. (eng. block) | 6A051 |
| Gear & bushing assy. (trans. reverse idler) | 7141-2 | Heater assy. (fuel) | 9C330 |
| Gear & pinion (windshield wiper motor) | 17A479 | Heater kit (eng. block) | 6D008 |
| Gear & pinion kit (front axle) | 3222 | Heater kit (water and temp. control) | 18B619 |
| Gear & pinion kit (rear axle) | 4209 | Heater assy. (fuel) | 9J294 |
| Gear kit (differential pinion—front) | 3215 | Hinge (fuse junction panel) | 14B100 |
| Glass (instrument cluster) | 10880 | Hinge (hood) | 16796-7 |
| Glow Plug (intake manifold) | 12A342 | Hinge (spare wheel carrier) | 1478-9 |
| Governor (windshield wiper) | 17C476 | Holder (alternator brush) | 10351 |
| Governor assy. (trans. less counterweight) | 7C063 | Holder (brush) | 11061 |
| Grille (A/C air intake R.H.) | 19744 | Holder (fuse) | 14417 |
| Grille (radiator) | 8200 | Hood | 16612 |
| Grille (radio) | 18978 | Hook (hood latch) | 16929 |
| Grommet | 11A120 | Hook (towing front) | 17A954-5 |
| Grommet (carb. air cleaner) | 9697 | Hook assy. (hood auxiliary catch) | 16892 |
| Grommet (eng. valve push rod cover bolt or stud) | 6570 | Horn assy. | 13832-3 |
| Grommet (htr. damper door shaft) | 18B408 | Horn kit (air) | 13800 |
| Grommet (P/S reservoir cover bolt) | 6570 | Hose (air by-pass valve inlet) | 9F287 |
| Grommet (radio antenna cable) | 18A908 | Hose (A/C evaporator drain) | 19858 |
| Grommet (windshield wiper mtr. brkt.) | 17C431 | Hose (brake vacuum booster) | 2336 |
| Ground contact (speed control) | 9C899 | Hose (brake vacuum booster air cleaner) | 4090 |
| Guard (brake booster valve body) | 2180 | Hose—bulk | 2B323 |
| Guard (fan) | 8A611 | Hose (bulk) | 9324, 17543 |
| Guard (front bumper) | 17984 | Hose (carb. air cleaner outlet) | 9B640 |
| Guard (front bumper grille) | 8307-8 | Hose (carb. choke vacuum) | 9K549 |
| Guard (fuel tank) | 9099 | Hose coupling | 7A210 |
| Guard (spare wheel) | 1353 | Hose (EGR vacuum control valve) | 9P761 |
| Guide (brake shoe adjusting lever cable) | 2A179 | Hose (eng. crankcase vent) | 6A664 |
| Guide (hood latch spring) | 16927 | Hose (eng. by-pass oil) | 6K834 |
| Guide (instrument panel light) | 13C734 | Hose (eng. oil filler pipe) | 6793 |
| Guide kit (ball return) | 3D727 | Hose (exhaust air supply check valve inlet) | 9B466, 9C433 |
| Guide (rear axle differential clutch plate) | 4A323 | Hose (exhaust air supply by pass valve to check) | 9K446 |
| Guide (speed control connector) | 9E856 | Hose (exhaust air supply control valve) | 9G424, 9B460 |
| Guide (steering gear ball return) | 3523 | Hose (exhaust air supply control valve to check) | 9G459 |
| Guide (valve rocker arm fulcrum) | 6A588 | Hose (exhaust air supply pump outlet) | 9B459 |
| Gusset (front fender apron to radiator support) R.H. | 16B198 | Hose (exhaust air supply pump inlet) | 9B458 |
| Gusset (front fender apron to radiator support) L.H. | 16B199 | Hose (exhaust air supply pump to bypass valve) | 9K451 |
| H | | | |
| Handle & cable assy. (hood latch) | 16914 | Hose (exhaust air supply relief valve) | 9L431 |
| Handle & cable assy. (hood latch) | 16916 | | |
| Handle (fuel valve drain) | 9191 | | |
| Handle (jack) | 17081 | | |



BUY IT NOW!

Click Here To Order



INDEX

| PART NAME | GROUP NUMBER | PART NAME | GROUP NUMBER |
|---|--------------|--|--------------|
| Notes: Δ FBD Refer to page 1 of Paint Section | | | |
| H — Cont'd | | H — Cont'd | |
| Hose (exhaust air supply silencer inlet) | 9J435 | Housing (headlamp — R.H. & L.H.) | 13100-1 |
| Hose (exhaust air supply bypass valve to air cleaner) | 9K445 | Housing (seat back control switch) | 14C714 |
| Hose (exhaust air supply air bypass valve to choke) | 9K466 | Housing (starter drive end) | 11130 |
| Hose (exhaust control vacuum tube) | 9J440 | Housing (steering pump rotor) | 3A643 |
| Hose (exhaust gas recirculating cooler inlet) | 9F476 | Housing (transfer case differential) | 7A039 |
| Hose (front axle housing vent) | 3B476 | Housing (trans. converter) | 7976 |
| Hose (fuel tank to filler pipe) | 9047 | Housing (trans. extension) | 7A039 |
| Hose (fuel tank vent tube) | 9170 | Housing (trans. gearshift) | 7222 |
| Hose (fuel tube connector) | 9324 | Housing (trans. gearshift lever) | 7222 |
| Hose (fuel vapor) | 9E325 | Housing assy. (A/C evaporator or heater core) | 19A553 |
| Hose (fuel vapor return) | 9G297 | Housing assy. (carb. choke) | 9A575 |
| Hose (fuel tank) | 9288 | Housing assy. (eng. flywheel) | 6392 |
| Hose (heater water) | 18472 | Housing assy. (front driving axle) | 3010 |
| Hose (manifold absolute pressure sensing) | 9L474 | Housing assy. (front spring & shock absorber) | 5A306 |
| Hose outlet (fuel injection cooling fan-aux.) | 9P923 | Housing assy. (heater) | 18A484 |
| Hose or tube | 2269 | Housing assy. (oil pump) | 7A151 |
| Hose (radiator) | 8260, | Housing assy. (P/S pump) | 3A643 |
| | 8286 | Housing assy. (rear axle) | 4010 |
| Hose (radiator bulk) | 8333 | Housing assy. (steering column shaft coupling) | 3A528 |
| Hose (rear axle) | 4090 | Housing assy. (steering gear) | 3548 |
| Hose (rear axle housing vent) | 4A001 | Housing assy. (throttle shaft) | 9518 |
| Hose (throttle body coolant) | 9F795 | Housing assy. (wheel brake caliper) | 2B120 |
| Hose (turbocharger air) | 9C493 | Housing & bearing (alternator front) | 10333 |
| Hose (water by-pass) | 8597 | Housing & bearing (alternator rear) | 10334 |
| Hose (windshield washer) | 17A605 | Housing & plug assy. (choke) | 9849 |
| Hose assy. (brake) | 2078 | Housing kit (carb. thermostatic choke) | 9848 |
| Hose assy. (eng. oil cooler inlet) | 6B850 | Housing kit (P/S control valve) | 3F669 |
| Hose assy. (exhaust air supply pump muffler) | 9F451 | Hub and drum assy. (front) | 1120 |
| Hose assy. (fuel return) | 9C327 | Hub and drum assy. (rear) | 1113 |
| Hose assy. (fuel vapor return) | 9G321 | Hub and drum assy. (rear) | 1114 |
| Hose assy. (P/S pressure) | 3A719 | Hub lock assy. (front axle) | 3B396 |
| Hose assy. (P/S return line) | 3A713 | Hub (rear axle differential gear clutch) | 4946 |
| Hose assy. (rear brake) | 2282 | Hub (trans. front clutch) | 7B067 |
| Hose assy. (water outlet connection) | 8W503 | Hub (trans. output shaft) | 7D164 |
| Hose assy. (window washer) | 17408 | Hub (trans. reverse clutch) | 7B067 |
| Hose & tube assy. (air bypass valve inlet) | 9H300 | Hub (trans. third & fourth gear synchronizer clutch) | 7183 |
| Hose & tube assy. (air bypass valve outlet) | 9J478 | Hub (water pump pulley) | 8553 |
| Hose & tube assy. (fuel tank to fuel valve) | 9B188 | Hub assy. (front) | 1104 |
| Hose & connector assy. (carb. alt. compensator) | 9F701 | Hub assy. (front wheel free running) | 1104 |
| Hose guard kit | 19B970 | Hub assy. (trans. forward clutch) | 7B067 |
| Hot idle compensator | 9B532, | Hub & bearing assy. (clutch release) | 7548 |
| | 9E890 | Hub & rotor assy. (front) | 1102 |
| Housing (A/C evaporator core) | 19A559 | Hub kit (free running) | 1104 |
| Housing (air conditioner blower outer) | 18755 | | |
| Housing (air conditioner evaporator core) | 19A563 | Ignition barometric pressure switch | 12A243 |
| Housing (alternator front) | 10333 | Impeller (water pump) | 8512 |
| Housing (alternator rear) | 10334 | Indicator (eng. oil level) | 6750 |
| Housing (carb. thermostatic choke) | 9848 | Indicator assy. (message center) | 10D898 |
| Housing (clutch) | 7505 | Indicator (oil level) | 7D020 |
| Housing (distributor terminal cap) | 12106 | Indicator (trans. control selector) | 7A110 |
| Housing (engine control) | 12B534 | Indicator (trans. oil level) | 7A020 |
| Housing (evaporator) | 19850 | Inertia switch | 9341 |
| Housing (front door lock switch) | 14B090 | | |



BUY IT NOW!

Click Here To Order



**1980/89
LIGHT TRUCK**

ALPHA INDEX CHASSIS PARTS 15

INDEX

| PART NAME | GROUP NUMBER | PART NAME | GROUP NUMBER |
|--|--------------|---|--------------|
| Notes: Δ FBD Refer to page 1 of Paint Section | | | |
| I — Cont'd | | J — Cont'd | |
| Injector assy. (fuel-E.F.I.) | 9F593 | Joint assy. (front axle spindle arm) | 3049-50 |
| Inlet pipe & converter assy. | 5F250 | Joint kit (front axle shaft universal) | 3249 |
| Insert bolt (eng. air cleaner) | 9C629 | K | |
| Insert (eng. oil filter mounting bolt) | 6890 | Key | 7B220 |
| Insert (eng. pre-combustion chamber) | 6057 | Key (brake caliper support) | 2B487 |
| Insert (eng. valve seat) | 6057 | Key (eng. camshaft gear) | 6N250 |
| Insert (fuel filter sediment bowl) | 9N045 | Key (eng. valve spring retainer) | 6518 |
| Insert (pump rotor) | 3B585 | KIT - refer to appropriate noun name | |
| Insert (radiator grille) | 8150 | For example: Joint kit (front axle shaft universal) | 3249 |
| Insert (rear spring) | 5586 | Knob (fuel valve) | 9B320 |
| Insert (steering column lock) | 3E716 | Knob (steering column lock actuator lever) | 3F531 |
| Insert (thermostatic choke control air intake) | 9A714 | Knob (water separator drain) | 9B320 |
| Insert (transmission control selector position) | 7A216 | Knob assy. | 18519 |
| Insert (trans. first, second, third & fourth speed synchronizer hub) | 7A044 | Knob assy. (A/C control) | 19A962 |
| Insert (trans. gearshifter fork) | 7C430 | Knob assy. (headlamp switch) | 11666 |
| Insert (trans. intermediate & high clutch hub) | 7A044 | Knob assy. (heater) | 18519 |
| Inserta-Deck Mat (utility rest stop bed) | 19D502 | Knob assy. (radio receiver) | 18817 |
| Insulator (air cleaner support) | 9P686 | Knob assy. (windshield wiper control) | 17513 |
| Insulator (alternator diode plate) | 10A383 | Knob & element (cigar lighter) | 15052 |
| Insulator (alternator terminal) | 10329 | Knob & shaft assy. (headlamp switch) | 11661 |
| Insulator (ammeter) | 10C914 | Knock sensor | 12A699 |
| Insulator assy. (rear support)-upper | 6E039 | L | |
| Insulator (body to frame) | 5A103 | Label (build code & information) | 6E072 |
| Insulator (brush holder) | 11062 | Label (unleaded gasoline only) | 9A095 |
| Insulator (eng. front support) | 6038 & 6068 | Label (diesel fuel only) | 9A095 |
| Insulator (eng. rear support) | 6068 | Lamp (parking) | 13446 |
| Insulator (front fender apron lower) | 16K153 | Lamp assy. kit (all weather sealed beam) | 15200 |
| Insulator (front fender sound) | 16K059-0 | Lamp assy. (cargo) | 13788 |
| Insulator (front fender lower side) | 16C273 | Lamp assy. (cigar lighter) | 15072 |
| Insulator (front fender splash shield top) | 16E554-5 | Lamp assy. (courtesy) | 13776 |
| Insulator (front spring) | 5415 | Lamp assy. (dome) | 13788 |
| Insulator (front suspension radius arm axle end) | 3B203 | Lamp assy. (eng. compt.) | 15702 |
| Insulator (front suspension radius arm mounting bracket end) | 3B203 | Lamp assy. (glove compartment) | 14413 |
| Insulator (fuel tank) | 9240 | Lamp assy. (marker) | 15A201, |
| Insulator (hood sound) | 16738 | Lamp assy. (parking) | 15442 |
| Insulator (horn blowing ring inner contact) | 13A891 | Lamp assy. (parking brake) | 10A962 |
| Insulator (non-metallic wiring conduit) | 14A240 | Lamp assy. (premium sound warning) | 18C622-3 |
| Insulator (radiator mounting) | 8124-5 | Lamp assy. (rear) | 13404-5 |
| Insulator (rear stabilizer bar) | 5493 | Lamp assy. (rear license) | 13550 |
| Insulator (thermostat choke control outlet tube) | 9865 | Lamp assy. (stepwell) | 17776 |
| Insulator (trans. gearshift lever) | 7246 | Lamp assy. (trans. control selector) | 15A801 |
| Insulator (trans. gearshift selector arm) | 7341 | Lamp assy. (utility) | 15550 |
| Insulator (trans. manual control lever) | 7341 | Lamp assy. (warning indicator) | 10C915 |
| Insulator (trans. shift bellcrank) | 7341 | Lamp assy. (warning module-diesel) | 10A936 |
| Insulator kit (alternator battery terminal) | 10A383 | Lamp and wire assy. (warning indicator) | 10C924 |
| Interior paint | Δ | Latch (hood) | 16700 |
| J | | Latch assy. (spare wheel carrier) | 1A398 |
| Jack assy. | 17080 | Lens (courtesy light) | 13734 |
| Jet (carb. main metering) | 9533 | Lens (dome lamp) | 13783 |
| Jet assy. (windshield washer) | 17603 | Lens (engine compartment lamp) | 15703 |
| | | Lens (instrument cluster warning lamp) | 10A936-7 |
| | | Lens (rear lamp) | 13450 |



BUY IT NOW!

Click Here To Order



COPYRIGHT © 1994 - FORD MOTOR - DEARBORN, MICHIGAN
COMPANY

Final Issue

INDEX

| PART NAME | GROUP NUMBER | PART NAME | GROUP NUMBER |
|---|--------------|--|--------------|
| Notes: Δ FBD Refer to page 1 of Paint Section | | | |
| L — Cont'd | | L — Cont'd | |
| Lens (rear license plate lamp) | 13564 | Liner (spring clamp rubber) | 5334 |
| Lens assy. (fog lamp) | 12L203 | Lining kit (brake shoe) | 2007 |
| Lens assy. (headlamp switch) | 10A936 | Link (brake cylinder to shoe) | 2042 |
| Lens assy. (marker lamp) | 15464 | Link (carb. accelerator pump) | 9529 |
| Letter | 16606 | Link (parking brake operating lever to brake primary shoe) | 2A642 |
| Lever (A/C evaporator temp control) | 19620 | Link (trans. parking pawl toggle operating lever) | 7C495 |
| Lever (accelerator pump operating) | 9A506 | Link (transfer case front & rear wheel shift shaft) | 7B106 |
| Lever (bowl vent operating) | 9A538 | Link assy. (front stabilizer bar) | 5K483 |
| Lever (brake shoe adjusting) | 2A176-7 | Link assy. (overdrive shift control) | 7F310 |
| Lever (carb. accelerator pump) | 9D591 | Link assy. (rear stabilizer bar) | 5K484 |
| Lever (carb. choke shaft) | 9551 | Link assy. (steering drag) | 3304 |
| Lever (carb. fast idle adjusting) | 9538 | Liquid line (A/C dryer to evaporator) | 19835, |
| Lever (carb. fast idle cam) | 9F577 | | 19837 |
| Lever (choke thermostat) | 9A754 | Liquid tire chain | Δ |
| Lever (clutch pedal) | 7A554 | Locator (front susp. air spring) | 3141 |
| Lever (clutch pressure plate release) | 7515 | Lock (exhaust manifold bolt) | 9A447 |
| Lever (parking brake operating) | 2A637-8 | Lock lubricant | Δ |
| Lever (starter motor drive) | 11067 | Locknut (spindle arm) | 3K140 |
| Lever (steering column locking) | 3B661 | Lock ring (fuel tank) | 9B265 |
| Lever (steering column release) | 3D544 | Lock assy. (front axle hub) | 3B396 |
| Lever (throttle) | 9583 | Lock (rear axle differential bearing adjuster) | 4143 |
| Lever (transfer case control) | 7210 | Lock set (spare wheel carrier) | 1386 |
| Lever (transfer case range shift) | 7B106 | Locking differential kit (rear axle) | 4880 |
| Lever (transfer case range shift lockout) | 7B106 | Lock ring (rear axle pilot bearing) | 4627 |
| Lever (trans. control selector lower) | 7D282 | Lubricants | Δ |
| Lever (trans. downshift control outer) | 7A394 | | |
| Lever (trans. front band servo actuating) | 7330 | | |
| Lever (trans. gearshift) | 7210 | M | |
| Lever (trans. intermediate & high cam & shaft shift) | 7285 | Magnet (dealer installed speed control) | 9E731 |
| Lever (trans. intermediate band servo) | 7330 | Magnet (power steering pump reservoir) | 3F614 |
| Lever (trans. low & reverse shift) | 7290 | Magnetic (air valve assembly) | 19845 |
| Lever assy. (clutch idler bellcrank) | 7B585 | Manifold (intake) | 9424 |
| Lever assy. (clutch release) | 7515 | Manifold (exhaust) | 9426 |
| Lever assy. (fuel injection pump control) | 9F541 | Manifold assy. (exhaust) | 9430-1 |
| Lever assy. (gearshift off set) | 7F108 | Manifold assy. (exhaust air supply) | 9B445 |
| Lever assy. (heater temperature regulator control) | 18544 | Manifold assy. (fuel inj. supply-R.H.) | 9D280 |
| Lever assy. (reverse gearshift) | 7K002 | Manifold assy. (vacuum outlet) | 9C490 |
| Lever assy. (steering column lock actuator) | 3F527 | Manifold pressure warning indicator switch assy. | 10D883 |
| Lever assy. (throttle control) | 9A776 | Mask (instrument cluster) | 10890 |
| Lever assy. (trans. downshift control inner) | 7D261 | Mask assy. (instrument panel lamp) | 10B870 |
| Lever assy. (trans. downshift control outer) | 7A394 | Mast assy. (radio antenna replacement) | 18A886 |
| Lever assy. (trans. downshift detent) | 7D261 | Mat (running board) | 16490-1 |
| Lever assy. (trans. gearshift) | 7210 | Medallion (A/C register) | 19A551 |
| Lever assy. (trans. gearshift selector) | 7302 | Microphone assy. (C.B. radio) | 18B804 |
| Lever assy. (trans. gearshift tube low & reverse shift) | 7303 | Microprocessor control unit (MCU) | 12A651 |
| Lever assy. (trans. manual control) | 7A256 | Mirror (passenger-extended arm) L.H. | 17723 |
| Lever assy. (trans. manual control valve detent) | 7A115 | Mirror (rear view outside) | 17A700 |
| Lever assy. (trans. parking pawl toggle operating) | 7A117 | Mirror assy. (rear view inside) | 17700 |
| Lever assy. (turn indicator) | 13305 | Mirror assy. (rear view outside) | 17682-3 |
| Lever & shaft (transfer case lockout shift) | 7290 | Mirror kit (rear view outside) | 17696 |
| Lever & shaft (transfer case range box shift fork) | 7B106 | Mirror kit (vanity) | 17A679 |
| Lever & shaft assy. (carb. throttle) | 9581 | Mirror assy. (vanity) | 17A679 |
| Leveler kit (air manual) | 5A589 | Module (glow plug control) | 12B533 |
| Limiters (carb. idle adjusting needle) | 9J500 | Modulator assy. (carb. throttle) | 9503 |



BUY IT NOW!

Click Here To Order



1980/89 LIGHT TRUCK

ALPHA INDEX CHASSIS PARTS 17

INDEX

| PART NAME | GROUP NUMBER | PART NAME | GROUP NUMBER |
|--|--------------|--|---------------------------|
| Notes: Δ FBD Refer to page 1 of Paint Section | | | |
| M — Cont'd | | O — Cont'd | |
| Modulator assy.—ignition (breakerless) | 12A199 | "O" ring (A/C refrigerant line compressor fitting) | 19D695 |
| Motor assy. (A/C blower) | 19805 | "O" ring (fuel tube return line) | 9C387 |
| Motor assy. (A/C vacuum control) | 18A318 | "O" ring (float bowl tube connector seal) | 9299 |
| Motor assy. (heater blower) | 18527 | "O" ring (fuel filter drain valve) | 9157 |
| Motor assy. (windshield wiper) | 17508 | "O" ring injector | 9229 |
| Motor oils | Δ | "O" ring (rear axle driving pinion bearing retainer) | 4669 |
| Moulding (front fender) | 16160-1 | "O" ring (transfer case lockout lever oil seal) | 7288 |
| Moulding (hood) | 16856 | "O" ring (trans. reverse idler retainer) | 12143 |
| Moulding (radiator grille) lower | 8419 | Orifice (A/C evaporator core) | 19D990 |
| Moulding (radiator grille) lower | 8422 | Output shaft bearing (trans.) | 7085 |
| Muffler | 5230 | Overhaul kit | 7C391 |
| Muffler & tube assy. (A/C compressor) | 2997 | P | |
| N | | Packing (eng. crankshaft rear) | 6701 |
| Network assy. (AM/FM/C.B. radio) | 18B812 | Pad (A/C register—louver) | 19C896 |
| Needle (carb. idle adjusting) | 9541 | Pad (brake pedal plate) | 2457 |
| Nozzle (fuel injector) | 9E527 | Pad (brake pedal rubber) | 2454 |
| Nozzle (windshield defroster hose) | 18490 | Pad (clutch pedal rubber) | 2454 |
| Nozzle (windshield washer) | 17A602 | Pad (EGR vac. reg.) | 9S454 |
| Nut (ball joint retaining) | 3A049-50 | Pad assy. (bumper guard) | 17A812 |
| Nut (brake adjusting screw) | 2047 | Pad assy. (front bumper) | 17K833 |
| Nut (eng. connecting rod) | 6212 | Pad assy. (front bumper) | 17C829 |
| Nut (F/A support arm to carrier) | 3D323 | Pad assy. (front bumper) L.H. outer | 18K834 |
| Nut (eng. valve rocker arm stud) | 6A529 | Pad assy. (rear bumper) R.H. | 18K831 |
| Nut (front hub bolt) | 1012 | Pad assy. (rear bumper) L.H. | 18K832 |
| Nut (fuel heater tube) | 9232 | Paint | Δ |
| Nut (fuel injector nozzle spring cap) | 9F540 | Pan assy. (eng. oil) | 6675 |
| Nut (fuel injection pump tube clamp spring) | 9A562 | Pan assy. (trans. oil) | 7A194 |
| Nut (fuel pump manual control) | 9A389 | Panel (A/C & htr. outlet duct—outer) | 19A880 |
| Nut (race) | 3D627 | Panel (A/C & htr. outlet duct—inner) | 19A881 |
| Nut (rear hub bolt) | 1012 | Panel (A/C evaporator case) | 19801, 19803, 19811 |
| Nut (rear hub bolt) | 1121 | | |
| Nut (rear wheel bearing) | 4252 | | |
| Nut (spare wheel mounting) | 1462 | Panel (A/C register trim) | 19C866 |
| Nut (steering gear worm thrust bearing) | 3707 | Panel (fuse junction) | 14A068 |
| Nut (steering spindle arm) | 3K140 | Panel (radiator grille opening) | 8188 |
| Nut (trans. input shaft) | 7045 | Panel (switch) | |
| Nut (trans. gearshift lever ball lock) | 7C404 | Panel assy. (A/C control) | 19808 |
| Nut (wheel) | 1012 | Panel assy. (A/C evaporator case front) | 19A629 |
| Nut (wheel bearing adjusting) | 1197 | Panel assy. (A/C register trim) | 19C866 |
| Nut & ferrule assy. (exhaust air supply) | 9B471 | Panel assy. (warning indicator) | 10B987 |
| Nut & locking pin (rear wheel bearing) | 4255 | Pawl (overdrive shift) | 7F304 |
| O | | Pawl (trans. parking) | 7A441 |
| Oil cooler kit (trans. aux.) | 7K177 | Pedal (clutch) | 7519 |
| "O" Ring (fuel valve) | 9186 | Pedal assy. (brake) | 2455 |
| Oil seal (transfer case shift rod) | 7288 | Phone Extension Cord (6 ft.) | 19B111 |
| Oil seal (trans. front clutch piston) | 7A548 | Pin (brake adjusting lever) | 2108 |
| Oil seal (trans. housing shifter shaft) | 7288 | Pin (brake pedal pivot) | 2A517 |
| Oil seal (trans. manual control lever oil) | 7B498 | Pin (brake shoe anchor) | 2027 |
| Oil seal (trans. shifter fork cam) | 7288 | Pin (brake shoe hold down spring) | 2069 |
| Oil seal kit (rear wheel inner) | 1175 | Pin (choke piston) | 9G840 |
| Oils | Δ | Pin (eng. crankshaft rear oil seal) | 6A302 |
| "O" ring | 9609 | Pin (eng. piston) | 6135 |
| "O" ring (A/C refrigerant line) | 19D695 | Pin (front axle spindle) | 3115 |

BUY IT NOW!

Click Here To Order

COPYRIGHT © 1994 - FORD MOTOR - DEARBORN, MICHIGAN
COMPANY

Final Issue

INDEX

| PART NAME | GROUP NUMBER | PART NAME | GROUP NUMBER |
|---|--------------|--|--------------|
| Notes: Δ FBD Refer to page 1 of Paint Section | | | |
| P — Cont'd | | P — Cont'd | |
| Pin (front axle spindle pin locking) | 3122 | Plate (A/C compressor valve) | 19656 |
| Pin (front wheel spindle ring) | 3115 | Plate (A/C ice control) | 19C727 |
| Pin (fuel injection pump guide) | 9K536 | Plate (brake shoe anchor pin guide) | 2028 |
| Pin (hair 1/8" Class II trailer hitch) | 19A326 | Plate (carb. choke) | 9545 |
| Pin (oil pump plunger) | 7A250 | Plate (carb. T.B.S. backing) | 9J586 |
| Pin (parking brake handle locking) | 2819 | Plate (carb. throttle) | 9585 |
| Pin (parking brake lever) | 2859 | Plate (clutch pressure) | 7563 |
| Pin (parking brake lever to shoe) | 2107 | Plate (console glove compartment door hinge anchor)) | 060A86 |
| Pin (rear axle differential gearshaft lock) | 4241 | Plate (coupling shaft support) | 4831 |
| Pin (rear axle gearshaft lock) | 4241 | Plate (cylinder front cover) | 6B070 |
| Pin (reverse gear selector pivot) | 7K024 | Plate (distributor breaker) | 12151 |
| Pin (shift rail lockup) | 7B051 | Plate (eng. camshaft thrust) | 6269 |
| Pin (speed control elec. ground) | 9C899 | Plate (eng. crankshaft idler gear retaining) | 6C331 |
| Pin (speed control servo) | 9D841 | Plate (eng. cylinder head) | 6M034 |
| Pin (spare wheel carrier hinge) | 1487 | Plate (eng. flywheel reinforcing) | 6A366 |
| Pin (steering column lock) | 3E718 | Plate (eng. oil pan front) | 6N726 |
| Pin (steering column lock lever) | 3B663 | Plate (eng. oil pan rear) | 6N727 |
| Pin (steering column lock lever actuating) | 3F530 | Plate (eng. oil pan side) | 6N728 |
| Pin (steering column pivot) | 3D739 | Plate (eng. oil pump body) | 6616 |
| Pin (trans. case dowel) | 7D362 | Plate (front shock absorber bracket lower) | 18126 |
| Pin (trans. gearshift interlock rod) | 7C316 | Plate (front spring clip) | 5458 |
| Pin (trans. gearshift lever to housing) | 7221 | Plate (fuel injection pump tap) | 9P598 |
| Pin (trans. gearshifter lock plunger) | 7235 | Plate (fuel tank skid) | 9A147 |
| Pin (trans. gearshifter shaft interlock) | 7235 | Plate (fuel bowl baffle) | 9A517 |
| Pin (trans. shifter interlock) | 7235 | Plate (gearshift selector arm) | 7N232 |
| Pin (trans. shift lever pilot) | 7D439 | Plate (gearshift selector interlock) | 7K201 |
| Pin & bushing kit (front wheel spindle) | 3111 | Plate (heater blower hsg.) | 18A490 |
| Pinion (front axle differential) | 4215 | Plate (heater blower motor mounting) | 18581 |
| Pinion (rear axle differential) | 4215 | Plate (heater housing rear-inlet) | 18A494 |
| Pinion kit (rear axle) | 4215 | Plate (hood latch cable retainer) | 16B968 |
| Pipe (brake booster) | 2352 | Plate (horn switch brush) | 13A823 |
| Pipe (eng. oil filler) | 6763 | Plate (instrument cluster back) | 10848 |
| Pipe (fuel tank filler lower) | 9038 | Plate (instrument cluster control mounting) | 10A885 |
| Pipe (muffler inlet) | 5246 | Plate (light switch) | 11673 |
| Pipe (muffler outlet) | 5255 | Plate (pump retainer end) | 3D589 |
| Pipe assy. (fuel tank filler) | 9034 | Plate (P/S pump pressure) | 3D590 |
| Pipe assy. (oil filler) | 6763 | Plate (radio mounting) | 10A860 |
| Piston (brake cylinder) | 2196, | Plate (radio speaker mounting) | 18963 |
| | 2197 | Plate (rear axle differential clutch) | 4214, |
| Piston (carb. choke) | 9840 | | 4A325 |
| Piston (front wheel brake cylinder) | 2196 | Plate (rear axle differential clutch spring preload) | 4A326 |
| Piston (trans. clutch) | 7A262 | Plate (rear axle differential gear clutch) | 4947 |
| Piston (trans. front clutch) | 7A262 | Plate (spare wheel retaining) | 1424 |
| Piston (trans. intermediate band servo) | 7D022 | Plate (transfer case skid) | 7E063 |
| Piston (trans. reverse clutch) | 7D402 | Plate (trans. clutch driven) | 7B442 |
| Piston assy. (eng.) | 6108 | Plate (trans. clutch pressure) | 7B066 |
| Piston assy. (trans. intermediate band servo) | 7D021 | Plate (trans. countershaft & reverse idler shaft) | 7155 |
| Piston assy. (wheel brake cylinder) | 2194 | Plate (trans. countershaft gear thrust) | 7119, |
| Piston & seal assy. (trans. reverse band servo) | 7D189 | | 7128 |
| Pivot (clutch release equalizer engine mounting) | 7A535 | Plate (trans. countershaft gear thrust rear outer) | 7128 |
| Pivot (transfer case poppet range box) | 7F063 | Plate (trans. output shaft second speed synchronizer shifting) | 7164 |
| Planet assy. (trans. forward) | 7A398 | | |
| Planet assy. (trans. reverse) | 7D006 | Plate (trans. rear clutch driven) | 7B442 |
| Plate (air by-pass valve) | 9A972 | | |



BUY IT NOW!

Click Here To Order







INDEX

| PART NAME | GROUP NUMBER | PART NAME | GROUP NUMBER |
|--|----------------|---|-----------------|
| Notes: Δ FBD Refer to page 1 of Paint Section | | | |
| P — Cont'd | | P — Cont'd | |
| Plate (trans. throttle pressure booster stop) | 7E336 | Pulley (A/C compressor) | 2884 |
| Plate assy. (A/C evaporator front housing cover) | 19A586 | Pulley (alternator) | 10344 |
| Plate assy. (aux. A/C & heater register) | 18D356 | Pulley (belt idler) | 8679 |
| Plate assy. (battery tray attachment) | 10662 | Pulley (exhaust air supply pump) | 9B447 |
| Plate assy. (brake backing) | 2211 | Pulley (fuel injection pump drive) | 9M564 |
| Plate assy. (brake carrier) L.H. | 2212 | Pulley (P/S pump) | 3A733 |
| Plate assy. (eng. rear) | 7007 | Pulley (water pump) | 8509 |
| Plate assy. (stabilizer bar bracket) | 5D488 | Pulley assy. (belt idler) | 8678 |
| Plate assy. (speed control bracket) | 9C801 | Pulley assy. (crankshaft) | 6A312 |
| Plate assy. (trans. clutch) | 7B164 | Pulley assy. (eng. crankshaft) | 6312 |
| Plate assy. (trans. park rod support) | 7D414 | Pulley assy. (eng. crankshaft outer) | 6A312 |
| Plate & bushing (starter motor brush end) | 11049 | Pump (oil) | 7C010 |
| Plate & bushing assy. (P/S pump) | 3D643 | Pump (trans. rear oil) | 7A149 |
| Plate (front bumper) | 17B894 | Pump (windshield washer) | 17664 |
| Plate & switch assy. (windshield wiper motor) | 17B583 | Pump assy. (eng. oil) | 6600 |
| Plug (carb. idle adjusting screw cap locking) | 9C984 | Pump assy. (exhaust air supply) | 9A486 |
| Plug (EEC processor hole) | 12B584 | Pump assy. (fuel) | 9350, 9C407 |
| Plug (eng.) | 6026 | Pump assy. (fuel injection) | 9A543 |
| Plug (eng. camshaft rear bearing) | 6266 | Pump assy. (P/S) | 3A674 |
| Plug (eng. cylinder head) | 6052 | Pump assy. (trans. front oil) | 7A103 |
| Plug (eng. oil pan drain) | 6730 | Pump assy. (vacuum) | 2A451 |
| Plug (eng. oil pump relief valve) | 6A616, 6666 | Pump assy. (water) | 8501 |
| Plug (eng. valve rocker arm shaft) | 6572 | Pump & bracket assy. (fuel) | 9A407 |
| Plug (engine timing connector) | 14489 | Push rod (fuel injector nozzle) | 9G508 |
| Plug (fuel injection pump—dist. block) | 9F644 | R | |
| Plug (fuel filter) | 9K353 | Race (trans. front clutch sun gear thrust washer) | 7D236 |
| Plug (fuel level check)—slotted head | 9562 | Race (trans. overrunning clutch) | 7D171, 7B456 |
| Plug (glow—intake manifold) | 12A342 | Race (trans. reverse idler bearing) | 7482 |
| Plug (heater case) | 18C636 | Race (trans. sun gear thrust bearing) | 7D235-6 |
| Plug (rear axle differential cover vent) | 4022 | Radiator | 8005 |
| Plug (transfer case range box poppet hole) | 7245 | Radio (antenna kit) | 18A984 |
| Plug (trans. drain) | 7A010 | Rear axle & differential | 4001 |
| Plug (trans. parking plate shaft) | 6572 | Rear axle & differential | 4005 |
| Plug (valley pan drain) | 9A450 | Rear axle (case kit) | 4205 |
| Plug assy. (exhaust manifold) | 9G458 | Rectifier assy. (alternator) | 10304 |
| Plunger (eng. oil pump relief valve) | 6674 | Rectifier kit (alternator) | 10304 |
| Plunger (trans. gearshift lever) | 7247 | Reducers | Δ |
| Plunger (trans. gearshift selector) | 7361 | Refinishing materials | Δ |
| Plunger (trans. gear shifter lock) | 7233 | Reflector flare kit | 19E350 |
| Plunger (trans. gear shifter lock center control) | 7233 | Refrigerant (hold down plate assy.) | 19695 |
| Plunger (trans. low & reverse gate) | 7247 | Register (A/C) | 19893 |
| Plunger (trans. shifter shaft gate) | 7247 | Register air conditioner & heater—rear | 19A869 |
| Plunger (trans. shifter shaft gate reverse gear) | 7247 | Regulator (emission vacuum control) | 9F490 |
| Plunger (trans. shifter shaft interlock) | 7247 | Regulator (instrument cluster voltage) | 10804 |
| Pointer (eng. timing) | 6023 | Regulator assy. (alternator) | 10316 |
| Point kit (starter motor contact) | 11134 | Regulator assy. (fuel pressure) | 9B968 |
| Positioner assy. (throttle) | 9S553 | Regulator assy. (speed control) | 9D757 |
| Post (eng. cylinder head rocker arm) | 6F040 | Regulator (emission vacuum control) | 9F490 |
| Potentiometer (carb. throttle) | 9B989 | Reinforcement (battery tray) | 10K676 |
| Potentiometer assy. (carb. throttle) | 9B989 | Reinforcement (engine oil pan flange) | 6A674 |
| Power steering installation kit | 3A635 | Reinforcement (fender top front—lower) R.H. | 16D186 |
| Pulse air valve | 9B449 | Reinforcement (fender top front—lower) L.H. | 16D187 |

100% SATISFACTION GUARANTEED

BUY IT NOW!

Click Here To Order

PayPal American Express Discover MasterCard VISA

INDEX

| PART NAME | GROUP NUMBER | PART NAME | GROUP NUMBER |
|---|---------------|--|--------------|
| Notes: Δ FBD Refer to page 1 of Paint Section | | | |
| R — Cont'd | | R — Cont'd | |
| Reinforcement (frame cross member) | 5097, 5135 | Resistor assy. (accessory feed from ignition switch— circuit 297A—8.5 OHMS) | 10A665 |
| Reinforcement (frame front crossmember) | 5A106 | Resistor assy. (alternator warning lamp shunt—500 OHMS) | 10C346 |
| Reinforcement (front fender) | 16C186 | Resistor assy. (heater switch to blower motor) | 18591 |
| Reinforcement (front fender to radiator support) | 16B072-3 | Resistor assy. (ignition glow plug) | 12A344 |
| Reinforcement (fuel tank support) | 9B044 | Resistor assy. (light switch rheostat) | 11691 |
| Reinforcement (headlamp door) | 13C136-7 | Resistor assy. (1000 OHMs) | 14A601 |
| Reinforcement (rad. support upper) | 8C241 | Resonator assy. (engine air intake) | 9F763 |
| Reinforcement (rear axle stop bracket) | 4K460-1 | Restrictor assy. (distributor vacuum) | 12A225 |
| Reinforcement (spare wheel carrier support) | 1407 | Restrictor assy. (ignition coil—circuit #16A—1.30 OHMS) | 12250 |
| Reinforcement (spare wheel carrier) | 1429 | Restrictor (carb. jet) | 9A521 |
| Reinforcement (spare wheel support) | 1A430 | Retainer (A/C evaporator drain hose) | 19D880 |
| Reinforcement assy. (front fender apron to radiator support) | 16A236 | Retainer (A/C evaporator tube seal) | 19D694 |
| Reinforcement assy. (fuel tank support—front) | 9B135 | Retainer (alternator front bearing) | 10A355 |
| Reinforcement assy. (spare wheel carrier) | 1A401 | Retainer assy. (spare wheel) | 1A381 |
| Reinforcement assy. (speed control servo bracket) | 9D929 | Retainer (axle shaft oil seal) | 3K254 |
| Relay (glow plug) | 12A343 | Retainer (brake master cylinder filler cap) | 2B245 |
| Relay assy. (glow plug after glow) | 9C972 | Retainer (brake master cylinder push rod) | 2B224 |
| Relay assy. (glow plug starting indicator) | 12B536 | Retainer (carb. accelerator pump spring) | 9599 |
| Relay assy. (accessory safety) | 14677 | Retainer (carb. air cleaner to carb.) | 9B672 |
| Relay assy. (A/C control box cover aux. evaporator) | 19B706 | Retainer (carb. fast idle cam rod) | 9599 |
| Relay assy. (carburetor choke control) | 9C972 | Retainer (carb. float lever shaft) | 9599 |
| Relay assy. (C.B. radio speaker) | 18B821 | Retainer (clutch release equalizer bar) | 7B545 |
| Relay assy. (courtesy lamp) | 13A775 | Retainer (control brake) | 2K865 |
| Relay assy. (EEC power time delay) | 12A646 | Retainer (crankcase emission filter) | 9E628 |
| Relay assy. (head lamp dimmer) | 13A025 | Retainer (distributor breaker plate) | 12146 |
| Relay assy. (purge valve) | 9F781 | Retainer (distributor cam) | 12177 |
| Relay assy. (solenoid fuel tank selector) | 9B237 | Retainer (eng. camshaft thrust flange) | 6K252 |
| Relay assy. (speed control) | 9C792 | Retainer (driveshaft universal joint spider) | 4A254 |
| Relay assy. (starter motor cutout) | 11433 | Retainer (eng. crankcase vent grommet) | 6A892 |
| Relay assy. (trailer lighting) | 14512 | Retainer (eng. control fastener) | 12A534 |
| Relay assy. (trailer lights) | 9345 | Retainer (eng. rear mtg. bolt) | 6E002 |
| Relay assy. (trailer towing) | 13A435 | Retainer (eng. rear support) | 6054 |
| Relay assy. (volt meter instrument cluster) | 14512 | Retainer (eng. valve spring) | 6514 |
| Relay assy. (wait lamp) | 12B536 | Retainer (front axle pivot bracket bolt) | 3B471 |
| Relay assy. (W.O.T. A/C compressor clutch cutout) | 11433 | Retainer (front axle radius arm bushing) | 3B186 |
| Relay & bracket assy. (fuel pump) | 9C392 | Retainer (front axle stub shaft) | 3B458 |
| Relay & bracket assy. (horn) | 13853 | Retainer (front bumper upper) | 17C861 |
| Relay & bracket assy. (speed control) | 9C792 | Retainer (front spring mounting) | 5B300 |
| Remote transducer back pressure (EGR valve) | 9H495 | Retainer (front wheel hub grease) | 1190 |
| Repair kit (locking hub) | 1K106 | Retainer (fuel injector cooling fan) | 9F811 |
| Reservoir (P/S aux.) | 3A697 | Retainer (fuel filter element seal spring) | 9C314 |
| Reservoir (windshield washer) | 17618 | Retainer (fuel pump filter) | 9C378 |
| Reservoir assy. (air horn) | 13A888 | Retainer (fuel tank pipe upper seal) | 9A161 |
| Reservoir assy. (exhaust gas recirculating vacuum) | 9E453 | Retainer (grille molding upper) | 8B218 |
| Reservoir assy. (fuel) | 9K044 | Retainer (headlamp bulb) | 13N019 |
| Reservoir assy. (P/S pump) | 3A697 | Retainer (heater control spring) | 18C407 |
| Reservoir assy. (P/S pump aux.) | 3A697 | Retainer (heater core) | 18B689 |
| Reservoir & bracket assy. (sp. cont. val.) | 9E999 | Retainer (hood assist spring) | 16C748 |
| Reservoir & valve assy. (fuel) | 9K044 | Retainer (instrument cluster gasket) | 10B930 |
| Reservoir & valve assy. (speed control) | 9E833 | Retainer (instrument panel lamp socket) | 13B766 |
| Resistor assy. (A/C blower motor) | 19706 | Retainer (jack handle) | 17A038 |
| | 19A706 | Retainer (jack handle & wheel nut wrench) | 17A012 |
| | 13C136-7 | Retainer (jack handle and wheel nut wrench rear) | 17A091 |
| Reinforcement (headlamp door) | | Retainer ("O" ring) | 7F337 |
| | | Retainer (outer differential bearing) | 1K244 |



BUY IT NOW!

Click Here To Order



**1980/89
LIGHT TRUCK**

INDEX

| PART NAME | GROUP NUMBER | PART NAME | GROUP NUMBER |
|---|----------------|---|--------------|
| Notes: Δ FBD Refer to page 1 of Paint Section | | | |
| R — Cont'd | | R — Cont'd | |
| Retainer (parking brake cable rear) | 2A709 | Ring (eng. oil pump intermediate shaft retaining) | 6629 |
| Retainer (parking brake operating lever pin) | 2106 | Ring (fuel tank lock) | 9B265 |
| Retainer (parking brake spring) | 2A787 | Ring (fuel tank sender retainer locking) | 9A307 |
| Retainer (rear axle driving pinion pilot bearing) | 4627 | Ring (headlamp bulb retaining) | 13015 |
| Retainer (rear axle wheel bearing) | 4020 | Ring (inj. pump to fitting—sealing) | 9N693 |
| Retainer (rear lamp wire) | 13A506 | Ring (rear axle driving pinion bearing retainer) | 4669 |
| Retainer (rear wheel bearing inner) | 1180 | Ring (rear axle driving pinion pilot bearing) | 4627 |
| Retainer (rear wheel grease) | 1175 | Ring (rr whl. nut lock) | 1A122 |
| Retainer (side mounted spare wheel) | 1474 | Ring (rr whl. brg. lock) | 1A123 |
| Retainer (spare wheel) | 1474 | Ring (starter motor drive stop) | 11222 |
| Retainer (spare wheel carrier bolt) | 1489 | Ring (steering column shaft lower bearing retainer) | 3F543 |
| Retainer (speed control sensor to cable) | 9F718 | Ring (transfer case sprocket drive gear snap) | 7917 |
| Retainer (speedo. driven gear) | 17292 | Ring (trans. forward clutch piston spring pressure) | 7D256 |
| Retainer (starter motor drive stop ring) | 11223 | Ring (trans. governor housing seal) | 7D011 |
| Retainer (spring) | 7E219 | Ring (trans. high & intermediate synchronizer blocking) | 7107 |
| Retainer (steering column lower bearing seal) | 3510 | Ring (trans. output shaft second speed gear split retaining) | 7109 |
| Retainer (steering column release lever) | 3E543 | | |
| Retainer (steering column shaft upper bearing) | 3C610 | Ring (trans. output shaft second speed gear synchronizer blocking) | 7175 |
| Retainer (steering column tube) | 3499 | | |
| Retainer (stop lamp switch) | 13A629 | Ring (trans. output shaft third & high synchronizer blocking) | 7107 |
| Retainer assy. (steering gear shaft joint) | 3D720 | | |
| Retainer (throttle shaft) | 9688 | Ring (trans. output shaft third speed synchronizer) | 7107 |
| Retainer (transfer case front output shaft front bearing) | 7085 | Ring (trans. synchronizer blocking) | 7107 |
| Retainer (transfer case input shaft bearing) | 7050 | Ring (trans. synchronizer stop) | 7174 |
| Retainer (transfer case rear output shaft bearing) | 7085 | Ring (upper ball joint snap) | 3R049 |
| Retainer (trans. clutch piston spring) | 7A527 | Ring (wheel trim) | 1210 |
| Retainer (trans. countershaft & reverse idler shaft) | 7155 | Ring assy. (alternator rotor slip) | 10328 |
| Retainer (trans. countershaft bearing) | 7135 | Ring assy. (headlamp adjusting) | 13118- 9 |
| Retainer (trans. direct drive clutch piston spring) | 7A527 | Ring & pins (trans. fourth & fifth speed synchronizer) | 7174 |
| Retainer (trans. gear shift lever arm) | 7314 | Ring & pins (trans. second & third speed synchronizer) | 7174 |
| Retainer (trans. governor secondary valve spring) | 7D218 | Ring gear & pinion kit (front axle) | 4209 |
| Retainer (trans. input shaft bearing) | 7050 | Ring gear & pinion kit (rear axle) | 4209 |
| Retainer (trans. intermediate servo band lever) | 7E206 | Ring set (eng. piston partial) | 6148 |
| Retainer (trans. overrunning clutch spring) | 7D191 | Ring set (eng. piston—complete) | 6149 |
| Retainer (trans. reverse clutch spring) | 7D406 | Rivet (carb. choke cap) | 9S510 |
| Retainer (trans. reverse idler gear) | 7155 | Rivet (carb. choke pulldown shield) | 9S510 |
| Retainer (trans. selector indicator cable) | 7E300 | Rod (air by—pass plate) | 9A973 |
| Retainer (window reg. cont switch bezel) | 14570 | Rod (brake master cylinder push) | 2143 |
| Retainer (wiring harness) | 14A163 | Rod (carb. accelerator pump link) | 9B542 |
| Retainer assy. (countershaft rear) | 7085 | Rod (carb. accelerator pump link overtravel lever) | 9B542 |
| Retainer assy. (front axle wheel hub) | 3B447 | Rod (carb. choke control) | 9A599 |
| Retainer assy. (headlamp) | 13C011 | Rod (carb. choke diaphragm connector) | 9S567 |
| Retainer assy. (steering column lower bearing) | 3510, 3D681 | Rod (carb. fast idle cam) | 9D530 |
| | | Rod (carb. float bowl vent) | 9A515 |
| Retainer assy. (trans. countershaft front bearing) | 7085 | Rod (choke pulldown) | 9E524 |
| Retainer assy. (trans. output shaft bearing) | 7085 | Rod (carb. metering) | 9A526 |
| Retainer assy. (transfer case front output shaft) | 7085 | Rod (clutch pedal to bellcrank) | 7521 |
| Retainer assy. (transfer case rear bearing) | 7085 | Rod (clutch pedal to equalizer) | 7A580 |
| Retainer assy. (transfer case rear output shaft bearing) | 7085 | Rod (clutch pedal to idler lever) | 7521 |
| Retainer & bearing cup assy. (rear axle drive pinion) | 4614 | Rod (clutch release lever) | 7521 |
| Return connector (fuel inj. pump) | 9F735 | Rod (distributor started positioner) | 12A535 |
| Ring (alternator rotor slip) | 10328 | Rod (eng. mounted accelerator shaft to trans. throttle control outer lever) | 7A187 |
| Ring (cylinder cap retaining) | 3A746 | | |
| Ring (front axle stub shaft retainer) | 3B457 | Rod (eng. valve push) | 6565 |

100% SATISFACTION GUARANTEED

BUY IT NOW!

Click Here To Order

PayPal American Express Discover MasterCard VISA

INDEX

| PART NAME | GROUP NUMBER | PART NAME | GROUP NUMBER |
|--|------------------|--|--------------|
| Notes: Δ FBD Refer to page 1 of Paint Section | | | |
| R — Cont'd | | S — Cont'd | |
| Rod (fuel injector nozzle push) | 9G508 | Screen, tube & cover assy. (eng. oil pump) | 6622 |
| Rod (hood support) | 16826 | Screw | 9586 |
| Rod (ign. switch actuating) | 11A599 | Screw (alternator reg. terminal) | 10N319 |
| Rod (octane) | 12A335 | Screw (brake adjusting) | 2041 |
| Rod (kickdown control shaft to trans.) | 7A187 | Screw (brake cylinder bleeder) | 2208 |
| Rod (parking brake rod replacement chart) | 2853 | Screw (carb. air cleaner retainer to carb.) | 9C631 |
| Rod (secondary throttle control) | 9C504 | Screw (carb. fast idle adjusting) | 9B538 |
| Rod (transfer case link lockout connecting) | 7B051 | Screw (carb. pump discharge nozzle) | 9577 |
| Rod (trans. bellcrank lever) | 7A024 | Screw (carb. throttle body) | 9F529 |
| Rod (trans. gear selector) | 7326 | Screw (eng. oil pump retaining) | 6L623 |
| Rod (trans. gearshift low & reverse connection) | 7328 | Screw (F/A support arm to carrier) | 3C323 |
| Rod (trans. gearshift tube lever to idler lever high & intermediate shift) | 7326 | Screw (front brake adjusting) | 2041 |
| | | Screw (fuel filter air vent) | 9N026 |
| Rod (trans. gearshift tube lever to idler lever low & reverse shift) | 7328 | Screw (fuel injection pump end plate) | 9F545 |
| | | Screw (fuel inj. lever) | 9D927 |
| Rod (trans. intermediate band servo piston) | 7D023 | Screw (fuel injector pump lever spring adjusting) | 9F539 |
| Rod (trans. kick-down control shaft to trans.) | 7A187 | Screw (head lamp adjusting) | 13032 |
| Rod (trans. manual shift) | 7326 | Screw (rear brake adjusting) | 2041 |
| Rod (trans. parking pawl actuating) | 7D411 | Screw (solenoid mounting) | 9584 |
| Rod (transmission reverse gear shift) | 7B112 | Screw (spindle nut set) | 1K198 |
| Rod (trans. throttle control valve) | 7A380 | Screw (starter motor pole piece) | 11415 |
| Rod—drain (water/fuel separator) | 9S270 | Screw (steering gear sector shaft adjusting) | 3577 |
| Rod assy. (E.F.I. secondary throttle) | 9S523 | Screw (transfer case input shaft bearing retainer) | 7247 |
| Rod assy. (eng. connecting) | 6200 | Screw (transfer case poppet spring) | 7245 |
| Rod assy. (transfer case control) | 7B051 | Screw (trans. gear shifter fork) | 7245 |
| Rod assy. (trans. gearshift high & intermediate connecting) | 7326 | Screw (trans. gear shifter gate) | 7245 |
| | | Screw (trans. rear band adjusting) | 7A178 |
| Roller (park lever actuating rod) | 7E433 | Screw (upper ball joint) | 3M049 |
| Roller (shift rail) | 7B416 | Screw & nut kit (F/A support arm to carrier) | 3E323 |
| Roller (transfer case countershaft cluster gear) | 7120 | Screw (trans. reverse band adjusting) | 7A178 |
| Roller (transfer case input shaft) | 7120 | Screw assy. (headlamp adjusting) | 13K040 |
| Roller (transfer case rear output shaft front pilot) | 7120 | Screw & washer assy. (housing cover) | 4346 |
| Roller (trans. converter stator clutch) | 7190 | Screw & washer (carb. air horn) | 9F529 |
| Roller (trans. countershaft gear pilot bearing) | 7118, 7121, 7193 | Seal (A/C air inlet door) | 19A812 |
| | | Seal (A/C blower outlet) | 19C978 |
| | | Seal (A/C compressor high pressure valve) | 19A630 |
| Roller (trans. input shaft pilot bearing) | 7118 | Seal (A/C evaporator case to dash) | 19C593 |
| Roller (trans. output shaft pilot bearing) | 7120 | Seal (A/C evaporator core) | 19A672 |
| Roller (trans. reverse band servo) | 7190 | Seal (A/C evaporator core cover) | 19B738 |
| Roller (trans. reverse idler gear bearing) | 7145 | Seal (A/C evaporator core tube to case) | 19B552 |
| Rotor assy. (alternator) | 10335 | Seal (A/C evaporator drain tube) | 19B739 |
| Rotor assy. (distributor) | 12200 | Seal (A/C evaporator hose to floor) | 19A989 |
| Rotor assy. | 3D607 | Seal (A/C evaporator housing to floor) | 19C983 |
| Rotor & shaft assy. (eng. oil pump drive) | 6608 | Seal (A/C inlet door inner) | 19B762 |
| Rubber lubricants | Δ | Seal (carb. fast idle rod) | 9B501 |
| Rubbing compounds | Δ | Seal (clutch equalizer bar) | 7K530 |
| Rust penetrant and inhibitor | Δ | Seal (clutch pedal rod) | 7A533 |
| | S | Seal (eng. cylinder front cover oil) | 6700 |
| Screen (A/C compressor suction) | 19D729 | Seal (eng. crankshaft rear) | 6701 |
| Screen (carb. fuel filter) | 9F525 | Seal (eng. electronic control—outer) | 12A696 |
| Screen (trans. main control pump inlet) | 7E387 | Seal (eng. flywheel housing cover plate) | 6411 |
| Screen assy. (trans. oil governor) | 7E242 | Seal (eng. rear cover plate) | 6411, |
| Screen assy. (trans. oil pan) | 7A098 | | 6424 |



BUY IT NOW!

Click Here To Order



1980/89 LIGHT TRUCK

ALPHA INDEX CHASSIS PARTS 23

INDEX

| PART NAME | GROUP NUMBER | PART NAME | GROUP NUMBER |
|--|----------------|--|--------------|
| Notes: Δ FBD Refer to page 1 of Paint Section | | | |
| S — Cont'd | | S — Cont'd | |
| Seal (eng. valve stem) | 6571 | Seal (trans. reverse band servo piston cover) | 7D040 |
| Seal (fuel filter drain plug) | 9B268 | Seal (trans. reverse clutch piston) | 7D403-4 |
| Seal (front axle shaft inner bearing) | 3B470 | Seal (trans. reverse clutch piston oil) | 7A548 |
| Seal (front axle shaft oil) | 3254 | Seal (trans. reverse gear shifter arm pivot rubber) | 7288 |
| Seal (front axle spindle connecting rod end) | 3332 | Seal (transmission selector tube) | 7C102 |
| Seal (front axle spindle pin oil) | 3178 | Seal (trans. shifter fork cam & shaft shift lever) | 7288 |
| Seal (front suspension or steering ball stud) | 3332 | Seal (valve to housing) | 3756 |
| Seal (front wheel oil) | 1175 | Seal (vent arm) | 9557 |
| Seal (fuel filter element) | 9C315 | Seal (water pump) | 8564 |
| Seal (fuel tank filler pipe) | 9072 | Seal (windshield wiper pivot shaft to cowl top) | 17A475 |
| Seal (fuel injection pump) | 9E583 | Seal (wire terminal weather) | 12113 |
| Seal (fuel inj. pump head fitting) | 9N693 | Seal assy. (A/C compressor crankcase) | 19655 |
| Seal (fuel tank vapor separator) | 9B076 | Seal assy. (front axle driving pinion oil) | 4676 |
| Seal (heater & A/C blower housing-inner) | 18C312 | Seal assy. (front axle slip yoke) | 3A460 |
| Seal (heater blower motor mounting) | 18N260 | Seal assy. (headlamp ring) | 13C134 |
| Seal (heater core to case) | 18658 | Seal assy. (rear wheel bearing oil inner) | 1177 |
| Seal (heater to dash panel) | 18529 | Seal assy. (trans. extension housing) | 7052 |
| Seal (intake manifold to cylinder block) | 9A424-5 | Seal assy. (trans. extension housing oil) | 7052 |
| Seal kit ("O" ring) | 3D734 | Seal assy. (trans. front oil pump oil) | 7A248 |
| Seal ("O" ring) | 7A294 | Seal assy. (trans. input shaft oil) | 7048 |
| Seal (piston) | 3805 | Seal & gasket kit (P/S pump) | 3B584 |
| Seal (P/S gear input shaft) | 3D526 | Seal & gasket kit (P/S reservoir to pump) | 3D684 |
| Seal (P/S gear input shaft dust) | 3D527 | Seal & trunnion assy. (steering gear sector shaft adapter) | 3738 |
| Seal (P/S pump rotor shaft oil) | 3B592 | Seal kit (adjuster plug) | 3D733 |
| Seal (rear axle driving pinion oil) | 4676 | Seal kit (backup valve) | 3D731 |
| Seal (rear lamp) | 13A495 | Seal kit (P/S gear input shaft) | 3E502 |
| Seal (rear wheel bearing oil-inner) | 1177 | Seal kit (P/S gear sector shaft) | 3E501 |
| Seal (sensor-A/C thermostat temp) | 19C960 | Seal kit (sector shaft) | 3D732 |
| Seal (steering column weather) | 3513 | Sealers | Δ |
| Seal (steering gear sector shaft dust) | 3738 | Seal (clutch release lever ball pivot) | 7C508 |
| Seal (steering gear sector shaft oil) | 3591 | Seat (differential pinion) | 4420 |
| Seal (throttle shaft) | 9C753 | Seat (front susp. load level cylinder upper) | 3B466 |
| Seal (transfer case adapter) | 7052 | Seat (eng. valve rocker arm fulcrum) | 6A528 |
| Seal (transfer case input and output shaft oil) | 7B215 | Seat (eng. valve spring) | 6A536 |
| Seal (transfer case oil pump) | 7A248 | Seat (fuel injector nozzle spring) | 9K548 |
| Seal (trans. clutch cylinder) | 7D019-20 | Seat (rear spring) | 5796 |
| Seal (trans. clutch piston inner) | 7A294 | Seat (trans. gearshift lever spring) | 7228 |
| Seal (trans. clutch piston oil) | 7C099 | Seat assy. (front spring) | 5A307 |
| Seal (trans. clutch piston oil outer) | 7A548 | Sedimenter assy. (fuel) | 9N163 |
| Seal (trans. extension housing oil) | 7052 | Sender (water temperature indicator eng. unit) | 10884 |
| Seal (trans. forward clutch cylinder) | 7D019 | Sender & pump assy. (fuel tank) | 9H307 |
| Seal (trans. forward clutch piston oil) | 7A548 | Sensor (emission maint. warning-EMW) | 12B514 |
| Seal (trans. front band servo piston oil) | 7A294 | Sensor (exhaust gas recirculation valve) | 9G428 |
| Seal (trans. front oil pump oil) | 7A248 | Sensor assy. (air charge temperature) | 12A697 |
| Seal (trans. input shaft bearing retainer oil) | 7052 | Sensor assy. (carb. air cleaner air temperature control) | 9E607 |
| Seal (trans. input shaft oil) | 7048, 7A283 | Sensor assy. (barometric & obs. pressure) | 12A680 |
| Seal (trans. intermediate band servo piston) | 7D024-5 | Sensor assy. (brake-anti skid control) | 9E731 |
| Seal (trans. intermediate brake drum) | 7D025 | Sensor assy. (crankshaft timing) | 6C315 |
| Seal (trans. manual control lever oil) | 7B498 | Sensor assy. (exhaust gas oxygen) | 9F472 |
| Seal (trans. output shaft bearing retainer oil) | 7052 | Sensor assy. (EGR pressure valve) | 9J460 |
| Seal (trans. output shaft oil) | 7A011 | Sensor assy. (fuel flow) | 10D924 |



BUY IT NOW!

Click Here To Order






COPYRIGHT © 1994 FORD MOTOR - DEARBORN, MICHIGAN COMPANY

Final Issue

INDEX

| PART NAME | GROUP NUMBER | PART NAME | GROUP NUMBER |
|---|--------------|--|--------------|
| Notes: Δ FBD Refer to page 1 of Paint Section | | | |
| S — Cont'd | | S — Cont'd | |
| Sensor assy. (fuel injector timing) | 9F838 | Shaft assy. (drive & coupling) | 4R602 |
| Sensor assy. (fuel water detector) | 9J308 | Shaft assy. (eng. oil pump intermediate) | 6A618 |
| Sensor assy. (manifold absolute pressure) | 9F479 | Shaft assy. (front axle) | 3219-20 |
| Sensor assy. (speed control) | 9E731 | Shaft assy. (front axle inner) | 3B387 |
| Separator (fuel vapor) | 9B328 | Shaft assy. (heater-A/C damper door) | 18C466 |
| Separator (fuel water) | 9J288 | Shaft assy. (rear axle) | 4234 |
| Separator (fuel water-kit) | 9J288 | Shaft assy. (steering column) | 3524 |
| Separator (ignition wire) | 12297 | Shaft assy. (steering column) lower | 3B676 |
| Separator assy. (fuel vacuum) | 9C369 | Shaft assy. (trans. accelerator shaft to carb.) | 7A185 |
| Servo assy. (speed control) | 9C735 | Shaft assy. (trans. control to accelerator) | 7A185 |
| Shackle assy. (front spring) | 5K316 | Shaft assy. (trans. output) | 7060 |
| Shackle kit (rear spring) | 5630 | Shaft & bearing assy. (front axle inner) | 3K387 |
| Shackle-rear (incl. bushing) | 5776 | Shaft & bearing assy. (water pump) | 8530 |
| Shaft (air compressor belt idler pulley) | 2876 | Shaft & bracket assy. (eng. mounted accelerator) | 7A185 |
| Shaft (A/C inlet door) | 19A812 | Shaft & control assy. (P/S gear input) | 3D517 |
| Shaft (A/C inlet door) | 19A819 | Shaft & counterweight (exhaust thermostat control valve) | 9A430 |
| Shaft (alternator rotor) | 10330 | Shaft & lever assy. (carb. choke) | 9546 |
| Shaft (brake & clutch pedal) | 7506 | Shaft & lever assy. (carb. choke housing) | 9A753 |
| Shaft (brake pedal) | 2478 | Shaft & oil seal kit (front axle) | 3K330 |
| Shaft (carb. float lever) | 9558 | Shaft & rack assy. (P/S input) | 3524 |
| Shaft (choke plate) | 9547 | Shaft & slip yoke joint assy. (frt. axle) | 3A406 |
| Shaft (damper) | 19C774 | Shaft & worm assy. (steering gear) | 3524 |
| Shaft (distributor) | 12175 | Shell (trans. input) | 7D064 |
| Shaft (front axle inner) | 3N219-20 | Shell (wiring connector) | 14A309 |
| Shaft (front axle inner yoke) | 3N387 | Shield (accel. control splash) | 9E766 |
| Shaft (front axle pinion differential) | 4211 | Shield (alternator fan) | 10C348 |
| Shaft (front axle yoke) | 3B387 | Shield (alternator heat) | 10A346 |
| Shaft (front wheel spindle) | 3B330 | Shield (alternator splash) | 10317 |
| Shaft (gear shift) | 7358 | Shield (alternator regulator splash) | 10A506 |
| Shaft (headlamp switch knob) | 11663 | Shield (body side lamp) | 15B419 |
| Shaft (P/S pump rotor) | 3B559 | Shield (carb. heat) | 9S596 |
| Shaft (rear axle pinion differential) | 4211 | Shield (carb. choke diaphragm) | 9J554 |
| Shaft (steering gear sector) | 3575 | Shield (carb. choke thermostat) | 9861 |
| Shaft (transfer case differential side gear) | 7060 | Shield (eng. mount heat) | 6C038 |
| Shaft (transfer case gearshift fork) | 7240 | Shield (exh. air supply pump) | 9F443 |
| Shaft (transfer case idler) | 7140 | Shield (exhaust manifold) | 9A462 |
| Shaft (transfer case input) | 7017 | Shield (exhaust manifold heat insulating-rear) | 9N454 |
| Shaft (transfer case intermediate gear) | 7111 | Shield (exhaust manifold insulating-front) | 9H475 |
| Shaft (transfer case output) | 7061 | Shield (front disc brakes) | 2K004 |
| Shaft (transfer case shift control) | 7240 | Shield (front disc brakes rotor)-L.H. | 2K005 |
| Shaft (transfer case wheel shift) | 7240 | Shield (front fender splash rear) | 16G554-5 |
| Shaft (trans. gear shifter) | 7240-2 | Shield (front wheel hub mud) | 1214 |
| Shaft (trans. input) | 7017 | Shield (fuel filter) | 9A072 |
| Shaft (trans. intermediate band actuating lever) | 7D433 | Shield (fuel pump) | 9A397 |
| Shaft (trans. output) | 7061 | Shield (fuel reservoir) | 9J329 |
| Shaft (trans. parking pawl) | 7D071 | Shield (fuel supply manifold) | 9J314 |
| Shaft (trans. parking plate) | 7D418 | Shield (fuel tank) | 9B007 |
| Shaft (trans. reverse gearshifter) | 7242 | Shield (fuel tank filler pipe) | 9A097 |
| Shaft (trans. reverse idler gear) | 7140 | Shield (fuel tank heat) | 9A032, |
| Shaft (trans. shift lever) | 7241 | | 9240 |
| Shaft assy. (coupling) | 4817 | Shield (fuel tank selector valve) | 9A030 |
| Shaft assy. (drive) | 4602 | | |



BUY IT NOW!

Click Here To Order



**1980/89
LIGHT TRUCK**

INDEX

| PART NAME | GROUP NUMBER | PART NAME | GROUP NUMBER |
|---|-----------------|--|--------------|
| Notes: Δ FBD Refer to page 1 of Paint Section | | | |
| S — Cont'd | | S — Cont'd | |
| Shield (fuel tank stone) | 9K036 | Shoe (trans. reverse gearshifter arm) | 7235 |
| Shield (fuel inlet seat) | 9E845 | Shoe & lining kit (front brake) | 2001 |
| Shield (fuel vapor storage canister) | 9D694 | Shoe & lining kit (rear brake) | 2200 |
| Shield (fuel water separator) | 9J309 | Shroud (carb. air cleaner air duct) | 9A603 |
| Shield (head lamp door) | 13B041 | Shroud (fan) | 8146 |
| Shield (head lamp door) | 13B042 | Shroud (steering column) | 3530 |
| Shield (head lamp opening) | 13B184-5 | Shroud assy. (carb. air cleaner duct) | 9A676 |
| Shield (intake manifold) | 9471, 9F460 | Silencer (exhaust air supply reed valve) | 9G427 |
| | | Silencer & bracket assy. (exhaust air supply) | 9H467 |
| Shield (muffler) | 5A273 | Sleeve (air cleaner air inlet tube ext.) | 9B694 |
| Shield (muffler inlet pipe) | 5E258 | Sleeve (eng. cylinder block) | 6055 |
| Shield (radius arm insulator-heat) | 3B463 | Sleeve (eng. valve spring retainer) | 6517 |
| Shield (rear lamp) | 13A415 | Sleeve (front spring insulator) | 5L302 |
| Shield (rear license lamp) | 13508 | Sleeve (fuel line connector) | 9K260 |
| Shield (steering shaft) | 3F540 | Sleeve (fuel vapor storage canister purge inlet) | 9E629 |
| Shield (transfer case heat) | 7F168 | Sleeve (gearshift shaft) | 7K424 |
| Shield (turbocharger heat) | 9G478 | Sleeve (spare wheel carrier arm) | 1A477 |
| Shield (water outlet connection) | 8A565 | Sleeve (starter motor coil retaining) | 11105 |
| Shield (wiring) | 14A099 | Sleeve (steering column tube bearing) | 3518 |
| Shield assy. (battery cable) | 10677 | Sleeve (trans. fourth & fifth clutch hub) | 7193 |
| Shield assy. (clutch release lever dust) | 7513 | Sleeve (trans. fourth & fifth speed synchronizer gear sliding) | 7187 |
| Shield assy. (distributor) | 12252 | | |
| Shield assy. (fuel tank) | 9K014, 9K002 | Sleeve (trans. gearshift connecting rod adjustment) | 7353 |
| | | Sleeve (trans. intermediate & high clutch) | 7106 |
| Shield assy. (fuel tube) | 9E313 | Sleeve (trans. low & reverse lever to high & intermediate lever) | 7336 |
| Shield assy. (instrument panel light) | 13B757 | | |
| Shield assy. (spark plug heat) | 12A406 | Sleeve (trans. main oil pressure booster) | 7D002 |
| Shift assy. (transfer case) | 7210 | Sleeve (trans. oil distributor) | 7C232 |
| Shim (coupling shaft support plate) | 4A209 | Sleeve (trans. synchronizer sliding) | 7187 |
| Shim (front axle differential bearing) | 4067 | Sleeve (wiring connector) | 14489 |
| Shim (front axle driving pinion bearing) | 4109 | Sleeve & bearing cup (rear axle driving pinion) | 4614 |
| Shim (fuel injector pump nozzle) | 9M557 | Sleeve & plate assy. | 12A096 |
| Shim (rear axle differential bearing) | 4067 | Slinger (eng. crankshaft oil) | 6310 |
| Shim (rear axle driving pinion bearing sleeve) | 4662 | Slinger (front axle driving pinion shaft oil) | 4670 |
| Shim (rear axle driving pinion front bearing) | 4672 | Slinger (front wheel spindle shaft oil) | 3C132 |
| Shim (rear axle driving pinion rear bearing cup) | 4109 | Slinger (input shaft) | 7017 |
| Shim (rear axle pinion bearing adjusting) | 4109 | Slinger (rear axle driving pinion shaft oil) | 4670 |
| Shim (rear spring seat) | 5742 | Slinger (transfer case input shaft) | 7C016 |
| Shim (transfer case pinion bearing adjusting) | 7029 | Slinger (trans. countershaft oil) | 7C016 |
| Shim (transfer case rear output bearing) | 7029 | Slip yoke (front axle shaft) | 3L387 |
| Shim (trans. output shaft fourth speed gear) | 7160 | Slip yoke (rear axle universal joint) | 4841 |
| Shim (trans. synchronizer to output shaft & third speed idler gear) | 7160 | Slip yoke assy. (front axle inner) | 3L387 |
| | | Small parts repair kit (trans.) | 7B331 |
| Shield (front wheel hub mud) | 1214 | Snap ring (clutch pressure plate retainer) | 7A577 |
| Shim kit (F/A differential bearing adjusting) | 3067 | Snap ring (hub lock to axle shaft) | 1B093 |
| Shim kit (F/A differential & pinion) | 3067 | Snap ring (hub lock to hub) | 1A033 |
| Shim kit (F/A differential adjusting) | 3A067 | Snap ring (differential shaft) | 4567 |
| Shim kit (F/A pinion adjusting) | 3B067 | Snap ring (lower ball joint) | 3K050 |
| Shim kit (rear axle differential clutch) | 4A324 | Snap ring (trans. countershaft bearing) | 7160 |
| Shim kit (steering gear sector shaft adjusting) | 3A657 | Snap ring (trans. countershaft cluster gearshaft rear bearing) | 7070 |
| Shock absorber kit | 18045 | | |
| Shock absorber kit | 18080 | Snap ring (trans. first & second speed synchronizer hub) | 7109 |
| Shock absorber kit (front) | 18124 | Snap ring (trans. first speed gear) | 7160 |
| Shock absorber kit (rear) | 18125 | | |

100% SATISFACTION GUARANTEED

BUY IT NOW!

Click Here To Order

PayPal American Express Discover MasterCard VISA

INDEX

| PART NAME | GROUP NUMBER | PART NAME | GROUP NUMBER |
|--|-----------------|---|-----------------|
| Notes: Δ FBD Refer to page 1 of Paint Section | | | |
| S — Cont'd | | S — Cont'd | |
| Snap ring (trans. gear shaft retainer) | 7064 | Spacer (eng. camshaft gear or sprocket) | 6265 |
| Snap ring (trans. input shaft) | 7064 | Spacer (eng. crankshaft damper) | 6359 |
| Snap ring (transfer case countershaft bearing) | 7026 | Spacer (eng. front mount) | 6A059 |
| Snap ring (transfer case input shaft bearing) | 7070 | Spacer (exhaust manifold) | 9A461 |
| Snap ring (transfer case output shaft bearing) | 7070 | Spacer (F/A spindle thrust bearing) | 3A367 |
| Snap ring (trans. input shaft bearing) | 7026, 7070 | Spacer (front axle pinion bearing) | 3A222 |
| | | Spacer (front axle radius arm bracket) | 3B244 |
| Snap ring (trans. input shaft bearing to shaft) | 7064 | Spacer (front spring to axle) | 5A313 |
| Snap ring (trans. intermediate & high clutch hub synchronizer) | 7109 | Spacer (fuel tank bracket to frame) | 9071 |
| | | Spacer (fuel filter bracket) | 9B258 |
| Snap ring (trans. output shaft) | 7059 | Spacer (fuel injection pump) | 9N943 |
| Snap ring (trans. output shaft bearing) | 7026, 7070 | Spacer (idler pulley) | 8A613 |
| | | Spacer (idler pulley bracket) | 8A652 |
| Snap ring (trans. output shaft bearing to shaft) | 7064 | Spacer (ignition coil mounting) | 12A342 |
| Snap ring (trans. output shaft ring gear retainer) | 7C122 | Spacer (interior lamp) | 13A742 |
| Snap ring (trans. output shaft second speed gear) | 7160-1 | Spacer (park lever) | 7F286 |
| Snap ring (trans. output shaft second speed synchronizer shifting plate) | 7161 | Spacer (pulley to fan) | 8546 |
| | | Spacer (rear axle driving pinion bearing) | 4662 |
| Snap ring (trans. output shaft synchronizer) | 7059 | Spacer (rear lamp) | 13A639 |
| Snap ring (trans. output shaft third speed idler gear) | 7109 | Spacer (rear spring) | 5729 |
| Snap ring (trans. pilot roller bearing retainer) | 7059 | Spacer (rear view outside mirror support clamp) | 17D677 |
| Snap ring (trans. reverse idler gear bearing roller) | 7156 | Spacer (spare wheel carrier) | 1423 |
| Snap ring (trans. second & third hub) | 7160 | Spacer (speedo. drive gear) | 17288, 17291 |
| Snap ring (trans. speedo. drive gear) | 7064 | | |
| Snap ring (trans. synchronizer hub) | 7059 | Spacer (steering gear mounting) | 3A639 |
| Snap ring (trans. synchronizer to shaft) | 7059, 7064 | Spacer (transfer case countershaft gear) | 7115 |
| | | Spacer (transfer case side gear bearing) | 7115 |
| Snap ring (trans. third & high synchronizer clutch hub) | 7109 | Spacer (trans. countershaft gear pilot bearing) | 7115, 7135 |
| Socket (trans. control selector lever) | 7228 | | |
| Socket assy. (instrument panel lamp) | 13711 | Spacer (trans. input shaft bearing to inner race) | 7063 |
| Socket bulb assy. (instrument panel) | 13B256 | Spacer (trans. output shaft rear bearing) | 7072 |
| Socket kit (lamp) | 13411 | Spacer (trans. rear countershaft) | 7072 |
| Socket & retainer assy. (cigar lighter) | 15055 | Spacer (trans. reverse idler gear bearing) | 7482 |
| Socket & wire assy. (body side lamp) | 15A442 | Spacer (trans. throttle pressure valve secondary) | 7D227 |
| Socket & wire assy. (control lamp) | 18541 | Spacer (valve spring) .030" thick 1" I.D. | 6515 |
| Socket & wire assy. (front side lamp) | 15A434 | Spacer (wheel bearing) | 3299 |
| Socket & wiring assy. (dome lamp) | 13A719 | Spacer (wire connector) | 14A468 |
| Socket & wiring assy. (lamp) | 13410, 13234 | Spacer assy. (body side lamp) | 15A230 |
| | | Spacer assy. (body mounting to frame) | 5C050 |
| Solenoid assy. (carb. float bowl vent) | 9B982 | Spacer assy. (fuel evaporator heater) | 9F732, 9A589 |
| Solenoid assy. (carb. throttle emission control) | 9D856 | | |
| Solenoid assy. (fuel shut-off valve) | 9D278 | Spacer assy. (rear spring) | 5729 |
| Solenoid & bracket assy. (idle speed control modulator) | 12B526 | Speaker (grill kit) | 18988 |
| Spacer (accel. cable brkt.) | 9K076 | Speaker assy. (radio receiver) | 18808 |
| Spacer (alternator fan) | 10A344 | Speaker kit (stereo) | 18808 |
| Spacer (alternator pulley) | 10A344 | Speed control kit | 9A818 |
| Spacer (aux. spring to rear spring) | 5594 | Speedometer assy. | 17255 |
| Spacer (bracket master cylinder mounting) | 2K594 | Speedometer cable kit (speed control) | 9A820 |
| Spacer (brake master cyl. push rod) | 2B129 | Speedometer cable tip kit | 17A254 |
| Spacer (carb. diaphragm) | 9B581 | Speedometer gear (drive) | 17285 |
| Spacer (carb. to intake manifold) | 9A589 | Speedometer gear (driven) | 17271, 17322 |
| Spacer (choke lever) | 9812 | | |
| Spacer (coupling shaft bearing bracket) | 4831 | Spindle (eng. crankshaft idler gear) | 6C332 |
| Spacer (eng. air cleaner mounting) | 9E626 | | |



BUY IT NOW!

Click Here To Order



INDEX

| PART NAME | GROUP NUMBER | PART NAME | GROUP NUMBER |
|--|-----------------|--|--------------|
| Notes: Δ FBD Refer to page 1 of Paint Section | | | |
| S — Cont'd | | S — Cont'd | |
| Spider (rear axle differential) | 4211 | Spring (parking brake lever return) | 2A651 |
| Spindle (front axle) | 3105-6 | Spring (parking brake link) | 2A601 |
| Spindle assy. (front wheel) | 3105 | Spring (P/S pump pressure plate) | 3D596 |
| Spindle nut & bearing assy. (frt. axle hub) | 3N105 | Spring (primary float dampener) | 9F570 |
| Splash kit (wheel guard) | 16A550 | Spring (rear brake cam & lever anti-rattle) | 2A601 |
| Splicer (A/C refrigerant line) | 19D695 | Spring (sliding gear tension) | 7E082 |
| Spring (accelerator pump lever adjusting) | 9571 | Spring (secondary throttle diaphragm return) | 9B504 |
| Spring (accelerator pedal pivot) | 9C804 | Spring (spare wheel carrier release lever) | 1A361 |
| Spring (accelerator retracting) | 9737 | Spring (starter motor brush holder) | 11059 |
| Spring (accelerator shaft to pedal) | 9760 | Spring (starter motor plunger return) | 11103 |
| Spring (alternator brush) | 10349 | Spring (steering column lock actuator lever) | 3F532 |
| Spring (brake adjusting lever return) | 2A180 | Spring (steering column locking lever) | 3B664 |
| Spring (brake adjusting screw) | 2049 | Spring (steering column position) | 3D655 |
| Spring (brake automatic adjusting lever return) | 2A180 | Spring (steering column position lock) | 3B768 |
| Spring (brake caliper support) | 2B486 | Spring (throttle return) | 9834 |
| Spring (brake cylinder piston return) | 2204 | Spring (transfer case control selector lever) | 7B071 |
| Spring (brake shoe adjusting screw) | 2049 | Spring (transfer case lockout clutch) | 7D126 |
| Spring (brake shoe hold down) | 2068 | Spring (transfer case shift rod poppet) | 7219 |
| Spring (brake shoe retracting) | 2035-6, 2296 | Spring (trans. control selector lever) | 7B071 |
| | | Spring (transmission control selector pivot) | 7E196 |
| Spring (carb. accelerator pump lever return) | 9636 | Spring (trans. direct drive clutch piston) | 7B488 |
| Spring (carb. accelerator pump upper) | 9D598 | Spring (trans. front clutch piston disc) | 7B070 |
| Spring (carb. choke plate) | 9560 | Spring (trans. gearshift lever) | 7227 |
| Spring (carb. fast idle adjusting screw) | 9578 | Spring (trans. gearshift shaft lock plunger) | 7234 |
| Spring (carb. float bowl vent rod) | 9560 | Spring (trans. gearshift tube retract) | 7227 |
| Spring (carb. idle adjusting needle) | 9578 | Spring (trans. gearshifter shaft poppet) | 7234 |
| Spring (carb. idle adjusting screw) | 9578 | Spring (trans. interlock shaft) | 7234 |
| Spring (carb. metering rod) | 9B526 | Spring (trans. intermediate band servo piston) | 7D028 |
| Spring (carb. throttle return) | 9B569 | Spring (trans. kickdown control lever retracting) | 7B146 |
| Spring (clutch release retracting) | 7523 | Spring (trans. low & reverse gate plunger) | 7219 |
| Spring (console glove compt. door latch) | 060A98 | Spring (trans. manual control valve detent lever) | 7A261 |
| Spring (courtesy lamp switch actuator) | 13A788 | Spring (trans. manual valve detent) | 7E332 |
| Spring (distributor) | 12191-2 | Spring (trans. park plate torsion) | 7D417 |
| Spring (drive shaft centering socket race ball) | 4A073 | Spring (trans. parking pawl return) | 7D070 |
| Spring (eng. crankshaft gear) | 6C333 | Spring (trans. poppet) | 7234 |
| Spring (eng. rocker arm shaft locating) | 6587 | Spring (trans. rear clutch piston) | 7A480 |
| Spring (eng. oil pump relief valve) | 6670 | Spring (trans. rear clutch pressure plate) | 7E085 |
| Spring (eng. throttle return) | 9B569 | Spring (trans. reverse gate plunger) | 7219 |
| Spring (eng. valve) | 6513 | Spring (trans. reverse gear shifter shaft gate lock ball) | 7234 |
| Spring (exhaust control valve stop) | 9A458 | Spring (trans. reverse servo piston) | 7D031 |
| Spring (exhaust control valve tension) | 9A469 | Spring (trans. reverse shift lug) | 7219 |
| Spring (exhaust thermostat control valve) | 9449 | Spring (trans. shift fork cam & shaft lock plunger) | 7234 |
| Spring (float) | 9A519 | Spring (trans. sliding gear tension) | 7234 |
| Spring (flow control valve) | 3D586 | Spring (trans. synchronizer blocking) | 7B137 |
| Spring (fuel filter drain valve) | 9342 | Spring assy. (aux.) | 5588 |
| Spring (fuel filter retaining) | 9342 | Spring assy. (clutch pedal lever assist) | 7534 |
| Spring (fuel injector nozzle) | 9F537 | Spring assy. (front) | 5310 |
| Spring (fuel pump valve) | 9360 | Spring assy. (ignition switch return) | 3E746 |
| Spring (fuel valve drain) | 9B897 | Spring assy. (rear) | 5560 |
| Spring (headlamp ball ring) | 13031 | Spring & extension kit (accelerator return) | 9737 |
| Spring (hood assist) | 16C644 | Spring & insert repair kit (trans. low & reverse synchronizer) | 7109 |
| Spring (idle adjusting needle) | 9540 | | |
| Spring (oil pump) | 7A205 | Spring & screw assy. (E.F.I. idle adjustment) | 9N545 |

100% SATISFACTION GUARANTEED

BUY IT NOW!

Click Here To Order

PayPal American Express Discover MasterCard VISA

INDEX

| PART NAME | GROUP NUMBER | PART NAME | GROUP NUMBER |
|--|------------------------|---|-------------------------|
| Notes: Δ FBD Refer to page 1 of Paint Section | | | |
| S — Cont'd | | S — Cont'd | |
| Sprocket (eng. camshaft) | 6256 | Support (fuel tank filler pipe) | 9B213 |
| Sprocket (eng. crankshaft) | 6306 | Support (idler pulley bracket) | 8A653 |
| Starter assy. | 11002 | Support (ignition coil mounting) | 12N004 |
| Starter cord | 10N717 | Support (intake manifold) | 9J444 |
| Stator assy. | 12A112 | Support (P/S pump) | 3C511 |
| Stator assy. (alternator) | 10336 | Support (P/S pump-pulley belt idler) | 3F671 |
| Stator & coil assy. (alternator) | 10336 | Support (radiator) | 16138 |
| Step bumper kit (rear) | 17906 | Support (radiator grille) L.H. | 8183 |
| Stop (alternator rotor) | 10A360 | Support (radiator grille) outer | 8182 |
| Stop (axle shaft to hub lock) | 1K107 | Support (radiator side) | 16152-3 |
| Stop (glow plug release switch) | 9F653 | Support (radiator upper) | 8A193 |
| Stop (rear axle bumper) | 4A171 | Support (rear view outside mirror) | 17678 |
| Stop (reverse gearshift lever) | 7K003 | Support (running board) | 16474 |
| Stop (spare wheel) | 1422 | Support (spare wheel carrier) | 1A462 |
| Stop (speed control release switch) | 9F653 | Support (spare wheel carrier stop bar) | 1497 |
| Stop (spindle connecting rod clamp) | 3F620 | Support (spare wheel rear) | 1401 |
| Stop (steering arm) | 3A706 | Support (wiring) | 14A194 |
| Stop (trans. reverse band adjusting) | 7C492 | Support arm assy. (front axle) | 3B402-3 |
| Strap (ignition coil mounting) | 12043 | Support assy. (carb. booster venturi) | 9A523 |
| Strap (intake manifold valley pan) | 9B470 | Support assy. (rear view outside mirror lower) | 17A736 |
| Strap assy. (fuel tank) | 9054 | Support assy. (spare wheel carrier) | 1405, 1A429, 1469 |
| Strap assy. (fuel tank support) | 9092 | | |
| Strap assy. (radio hood bond) | 18870 | | |
| Stud (exhaust manifold) | 9K492 | Support assy. (trans. converter stator) | 7A108 |
| Strut (trans. intermediate band anchor) | 7D430 | Support assy. (trans. planetary gears) | 7A130 |
| Strut (trans. intermediate brake band) | 7D029 | Switch (brake pressure differential valve warning lamp) | 2B264 |
| Strut (trans. rear band) | 7A175 | Switch (coolant temperature controlled vacuum) | 8A564 |
| Strut (trans. reverse band anchor) | 7A175 | Switch (intake manifold heater plug) | 9A444 |
| Stud (drive axle shaft flange) | 4A155 | Switch (fuel inj. system temp.) | 9E939 |
| Stud (eng. valve rocker arm support) | 6A527 | Switch (starter motor relay solenoid) | 11450 |
| Stud (exhaust manifold) | 9454 | Switch (speed control deceleration) | 9C893 |
| Stud (fuel injection pump gear cover) | 9K580 | Switch (transfer case lockout) | 7E440 |
| Stud (fuel pump mounting) | 9B347 | Switch assy. (A/C) | 19986 |
| Stud (gear-fuel inj. pump) | 9F733 | Switch assy. (A/C clutch cycling pressure) | 19E561 |
| Stud (int. manifold to exhaust) | 9427 | Switch assy. (carb. fuel altitude comp.) | 9F756 |
| Stud (rear axle housing cover) | 4346 | Switch assy. (courtesy lamp) | 13713 |
| Stud (return spring) | 9F773 | Switch assy. (door open warning lamp) | 14018 |
| Stud (pump support) | 3D683 | Switch assy. (engine coolant-dual) | 12B513 |
| Stud (trans. gearshift connecting rod adjusting) | 7B415 | Switch assy. (fog lamp) | 15A214 |
| Suction line (A/C evaporator to compressor) | 19867 | Switch assy. (fuel low level warning) | 9F326 |
| Support (alternator mounting) | 10N345 | Switch assy. (fuel pump control) | 13A025 |
| Support (brake caliper) R.H. | 2B303 | Switch assy. (fuel pump inertia) | 9341 |
| Support (brake caliper) L.H. | 2B304 | Switch assy. (fuel tank selector) | 9A050 |
| Support (brake tube bracket) | 2B357 | Switch assy. (front door lock) | 14028 |
| Support (coupling shaft center bearing) | 4808 | Switch assy. (fuel filter vacuum indicator) | 9S283 |
| Support (eng. rear) | 6A023 | Switch assy. (headlamp dimmer) | 13A024, 13341 |
| Support (eng. rocker arm shaft) | 6531 | | |
| Support (EEC processor bracket) | 12B522 | Switch assy. (headlamp on instrument panel) | 11654 |
| Support (exhaust air supply hose) | 9C487 | Switch assy. (heater) | 18578 |
| Support (exhaust supply pump adjusting arm) | 9L434 | Switch assy. (horn bar type) | 13A805 |
| Support (front bumper cover) | 17C947 | Switch assy. (horn blowing) | 13A875 |
| Support (front fender side lower moulding) | 16B218 | Switch assy. (ignition) | 11572 |
| Support (fuel tank) | 9053, 9061, 9063 | | |



BUY IT NOW!

Click Here To Order



**1980/89
LIGHT TRUCK**

ALPHA INDEX CHASSIS PARTS 29

INDEX

| PART NAME | GROUP NUMBER | PART NAME | GROUP NUMBER |
|--|--------------|--|-----------------|
| Notes: Δ FBD Refer to page 1 of Paint Section | | | |
| S — Cont'd | | T — Cont'd | |
| Switch assy. (ignition barometric pressure) | 12A243 | Terminal (wire) | 14468, 14474 |
| Switch assy. (ignition key warning) | 11A127 | Terminal (wire) | 14461 |
| Switch assy. (instrument indicator) | 10D996 | Terminal and wire assy. (ignition key warning switch) | 11A128 |
| Switch assy. (low vacuum warning) | 12A182 | Tester (wire assy. speed control) | 9A840 |
| Switch assy. (marker lamp blinker) | 15443 | Thermistor probe (integrated control) | 14A606 |
| Switch assy. (parking brake) | 15A851 | Thermactor air control solenoid vacuum valve assy. | 9H465 |
| Switch assy. (seat back control) | 14C715 | Thermactor idle vacuum valve | 9G328 |
| Switch assy. (seat belt warning indicator) | 10B924 | Thermostat (water) | 8575 |
| Switch assy. (speed control release) | 9A837 | Thermostat assy. (A/C evaporator temperature control) | 19618 |
| Switch assy. (starter) | 11A152 | Throttle kicker solenoid valve | 9D474 |
| Switch assy. (stop light) | 13480 | Throttle position sensor (linear) | 9B989 |
| Switch assy. (trans. gearshift neutral) | 7A247 | Throttle solenoid positioner with dashpot | 9S520 |
| Switch assy. (trans. spark control) | 7E440 | Throttle solenoid positioner with vacuum operated throttle modulator | 9S553, 9D856 |
| Switch assy. (water temperature) | 10884 | Thinners | Δ |
| Switch assy. (window regulator) | 14529 | Tip (fuel injector nozzle) | 9E527 |
| Switch assy. (windshield wiper & washer) | 17A553 | Transducer assy. (EGR) | 9J433 |
| Switch assy. (w/S/W Park switch) | 17A511 | Transmission identification chart | 7A195 |
| Switch & bracket assy. (glow plug start control) | 12B538 | Transmission assy. (incl. converter) | 7000 |
| Switch & bracket assy. (speed control actuator) | 12B538 | Transmission assy. (less converter) | 7003 |
| Switch & bracket assy. (speed control actuator) | 12B536 | Trap assy. (C.B. radio interference) | 18B973 |
| Switch & bracket assy. (speed control release) | 9F645 | Throttle (cold start wax element) | 18495 |
| Switch & button assy. (speed control actuator) | 9C888 | Trunnion (trans. cover) | 7221 |
| Switch & clip assy. (fuel inj. cooling fan) | 9F818 | Trunnion (trans. gearshift housing) | 7221 |
| Switch & cover assy. (fuel shut down) | 9K523 | Trunnion (trans. gearshift lever) | 7B125 |
| Switch & mounting plate assy. (turn indicator) | 13341 | Tube | 2269 |
| Switch & wire assy. (eng. idle control) | 12B537 | Tube (air cleaner fuel vapor) | 9D692 |
| Switch & wire assy. (glove compt. lamp) | 14413 | Tube (aux. fuel tank vent hose coupling) | 9049 |
| Switch & wiring (utility lamp) | 15B590 | Tube (carb. air cleaner air intake) | 9652, 9A675 |
| Switch & wiring assy. (A/C control) | 19A724 | Tube (eng. crankcase vent) | 6758 |
| Swivel (accelerator pump lever) | 9D592 | Tube (eng. oil pump outlet) | 6N778 |
| Swivel (carb. choke plate adjusting) | 9D563 | Tube (exhaust air supply lower) | 9A484 |
| Synchronizer assy. (trans.) | 7124 | Tube (exhaust gas recirculation valve to exhaust manifold) | 9D477 |
| Synchronizer assy. (trans. first & second) | 7124 | Tube (front axle spindle connecting rod) | 3281 |
| Synchronizer assy. (trans. fourth & fifth speed) | 7124 | Tube (float bowl connecting) | 9534 |
| Synchronizer assy. (trans. second & third speed) | 7124 | Tube (fuel) | 9291 |
| Synchronizer assy. (trans. sliding gear) | 7124 | Tube (fuel filter outlet) | 9L273 |
| Synchronizer assy. (trans. third & fourth) | 7124 | Tube (fuel injection cooling fan) | 9F806 |
| T | | Tube (fuel tank vent) | 9049 |
| Tachometer assy. | 17360 | Tube (fuel vapor expansion tank to canister) | 9D675 |
| Tank assy. (fuel) | 9002 | Tube (heater blower motor vent) | 19A786 |
| Tank & bracket (A/C vacuum reservoir) | 19A566 | Tube (heater hot water) | 18B402 |
| Tape (electrical insulating) | Δ | Tube (heater water outlet) | 18663 |
| Tape (masking) | Δ | Tube—inlet (fuel injection cooling fan) | 9F815 |
| Tappet assy. (eng. valve) | 6500 | Tube (intake manifold heater outlet) | 9D428 |
| Tee (fuel vapor storage cannister) | 9E645 | Tube (pump passage) | 9544 |
| Tee (fuel return) | 9A564 | Tube assy.—inlet (eng. air intake resonator) | 9F765 |
| Tee (windshield washer hose) | 17A601 | Tube (rear axle housing vent) | 4A001 |
| Temperature compensated accelerator pump | 9902 | | |
| Temperature vacuum switch | 9A995 | | |
| Tensioner (eng. drive belt) | 6B217 | | |
| Terminal (electric wiring solderless crimp on type) | 14294 | | |
| Terminal (high tension wire) | 14466 | | |
| Terminal (indicator) | 10927 | | |
| Terminal (stator) | 10383 | | |

100% SATISFACTION GUARANTEED

BUY IT NOW!

Click Here To Order

PayPal American Express Discover MasterCard VISA

INDEX

| PART NAME | GROUP NUMBER | PART NAME | GROUP NUMBER |
|---|--------------|--|--------------|
| Notes: Δ FBD Refer to page 1 of Paint Section | | | |
| T — Cont'd | | T — Cont'd | |
| Tube (resonator—inlet—eng. air intake) | 9F766 | Tube assy. (fuel return) | 9D308, |
| Tube (resonator—outlet—eng. air intake) | 9F767 | | 9A564 |
| Tube (spindle connecting rod) | 7819 | Tube assy. (fuel return front) | 9B337 |
| Tube (thermostatic choke control inlet) | 9820 | Tube assy. (fuel return intermediate) | 9K159 |
| Tube (thermostatic choke control outlet) | 9819 | Tube assy. (fuel return reservoir) | 9K151 |
| Tube (trans. control selector) | 7212 | Tube assy. (fuel return to tank) | 9C318 |
| Tube (trans. main control lower valve body suction) | 7A102 | Tube assy. (fuel return to tank) | 9A337 |
| Tube (trans. oil distributor) | 7D000 | Tube assy. (fuel selector valve to reservoir) | 9J325 |
| Tube (turbocharger oil supply) | 9G440 | Tube assy. (fuel tank select valve—intermediate) | 9B322 |
| Tube (vacuum air by-pass) | 9F286 | Tube assy. (fuel tank to fuel filter) | 9323 |
| Tube (vacuum distributor) | 12226 | Tube assy. (fuel tank to reservoir) | 9J321 |
| Tube (water by-pass) | 8555 | Tube assy. (fuel tank to selector valve) | 9A327 |
| Tube (water separator drain) | 9L273 | Tube assy. (fuel tank vapor outlet) | 9B033 |
| Tube assy. (air bypass valve inlet) | 9H308 | Tube assy. (fuel tee to filter) | 9D287 |
| Tube assy. (air cleaner air intake) | 9A624, | Tube assy. (fuel vapor storage cannister purge outlet) | 9D667 |
| | 9C675 | Tube assy. (oil pressure indicator) | 9B278 |
| Tube assy. (air cleaner inlet) | 9N676 | Tube assy. (primer pump) | 9F337 |
| Tube assy. (brake booster rear) | 2352 | Tube assy. (primer pump to fuel conditioner) | 9J330 |
| Tube assy. (brake line) | 2265 | Tube assy. (return fuel line to fuel rail) | 9S274 |
| Tube assy. (brake master cylinder to rear brake hose) | 2265 | Tube assy. (steering column) | 3514 |
| Tube assy. (brake tube connector to rear brake hose) | 2265 | Tube assy. (thermostatic choke control outlet) | 9817 |
| Tube assy. (carb. air cleaner hot air inlet) | 9652 | Tube assy. (thermostatic choke heater) | 9C869 |
| Tube assy. (EGR transducer) | 9J429 | Tube assy. (trans. gearshift) | 7212 |
| Tube assy. (eng. oil level indicator) | 6754 | Tube assy. (trans. oil filler) | 7A228 |
| Tube assy. (eng. oil pump inlet) | 6617 | Tube & hose assy. (fuel front) | 9B147, |
| Tube assy. (exhaust air supply check valve) | 9B480 | | 9H336 |
| Tube assy. (exhaust air supply) | 9B448, | Tune-up kit (carb.) | 9A586 |
| | 9B449 | Turbocharger assy. | 9G438 |
| Tube assy. (exhaust control valve vacuum) | 9E488 | Turret assy. (shifter) | 7F305 |
| Tube assy. (front axle spindle connecting rod) | 3281 | | |
| Tube assy. (fuel eng. supply & return) | 9J338 | U | |
| Tube assy. (fuel supply & return—rear) | 9J337 | "U" bolt (front spring) | 5455 |
| Tube assy. (fuel supply) | 9J280 | "U" bolt (rear spring) | 5705 |
| Tube assy. (fuel filter supply) | 9A274 | "U" bolt (swing-away spare wheel mounting) | 1L433 |
| Tube assy. (fuel filter inlet) | 9A322 | "U" washer (axle shaft retaining) | 4N237 |
| Tube assy. (fuel filter to selector valve) | 9A325 | Undercoating | Δ |
| Tube assy. (fuel injection pump) | 9A555 | Universal joint | 4635 |
| Tube assy. (fuel line) | 2265 | Universal joint kit (drive line) | 4635 |
| Tube assy. (fuel line ext.) | 9K328 | Upholstery color reconditioners | Δ |
| Tube assy. (fuel line ext. return) | 9J322 | Used car reconditioning materials | Δ |
| Tube assy. (fuel line shut off valve outlet) | 9C339 | | |
| Tube assy. (fuel supply & return front) | 9H334 | V | |
| Tube assy. (supply fuel line to fuel rail) | 9S273 | Vacuum bowl vent valve & vacuum/thermostatic bowl vent valve | 9G332 |
| Tube assy. (fuel primer pump) | 9F337 | Vacuum check valve | 12A197 |
| Tube assy. (fuel pump to fuel filter) | 9C330 | Vacuum control valve | 8A564, |
| Tube assy. (fuel pump outlet to fuel line supply) | 9D354 | | 9D473, |
| Tube assy. (fuel) | 9K299 | | 9F454, |
| Tube assy. & fitting kit | 9P892 | | 12A091 |
| Tube assy. (fuel—manifold to filter) | 9F295 | Vacuum delay valves | 9E897, |
| Tube assy. (fuel pump to fuel rail) | 9J323 | | 12A189, |
| Tube assy. (fuel rear) | 9B324 | | 12A208, |
| Tube assy. (fuel reservoir to fuel tank—return) | 9J324 | | 12A245, |
| Tube assy. (fuel reservoir to selector valve return) | 9J326 | | 12A091 |
| Tube assy. (fuel reservoir to tank) | 9J322 | | |

100% SATISFACTION GUARANTEED

BUY IT NOW!

Click Here To Order

INDEX

| PART NAME | GROUP NUMBER | PART NAME | GROUP NUMBER |
|---|------------------|--|--------------|
| Notes: Δ FBD Refer to page 1 of Paint Section | | | |
| V — Cont'd | | V — Cont'd | |
| Vacuum harness assy. (nylon) | 9E498 | Valve assy. (exhaust gas recirculation solenoid vacuum) | 9D474 |
| Vacuum operated throttle modulator | 9F490 | Valve assy. (exhaust gas recirculation vacuum control) | 9D473 |
| Vacuum regulator (2-port) | 9F490 | Valve assy. (exhaust gas recirculation vacuum-external) | 9F483 |
| Vacuum regulator (3 & 4 port) | 9F490 | Valve assy. (exhaust gas recirculation vacuum load control) | 9F424 |
| Vacuum regulator (solenoid assy.) | 9B998 | Valve assy. (fuel injection pump governor) | 9G518 |
| Vacuum reservoir | 9E453 | Valve assy. (fuel pressure relief) | 9H321 |
| Vacuum restrictor | 12A225 | Valve assy. (fuel sediment drain & cable) | 9J305 |
| Vacuum vent valve | 12A226 | Valve assy. (fuel vapor line shut-off) | 9G332 |
| Vacuum motor & bracket assy. (carb air cleaner) | 9D612 | Valve assy. (fuel vapor separator) | 9N176 |
| Valve (A/C compressor pressure relief) | 19D664 | Valve assy. (fuel tank selector) | 9189 |
| Valve (A/C heater temperature regulator) | 18502 | Valve assy. (fuel vapor) | 9B593 |
| Valve (A/C refrigerant line compressor) | 19752, 19A990 | Valve assy. (fuel vapor storage canister) | 9B963 |
| Valve body-dlr. installed speed control | 9C727 | Valve assy. (fuel vapor storage canister-purge) | 9C915 |
| Valve body (speed control) | 9C727 | Valve assy. (heat riser) | 9A427 |
| Valve (brake pressure differential) | 2B257 | Valve assy. (heater water control) | 18495 |
| Valve (carb. accelerator pump check) | 9576 | Valve assy. (intake manifold heat control) | 9G464 |
| Valve (dump-speed control) | 9C727 | Valve assy. (intake manifold pressure relief) | 9J461 |
| Valve (eng. exhaust) | 6505 | Valve assy. (integral exhaust gas recirculation and back pressure control) | 9D448 |
| Valve (eng. intake) | 6507 | Valve assy. (P/S pump) | 3A561 |
| Valve (eng. positive crankcase vent P.C.V.) | 6A666 | Valve assy. (speed control metering) | 9C727 |
| Valve (exhaust thermostat control) | 9A427, 9460 | Valve assy. (T/E air cont sul vac) | 9H465 |
| Valve assy. check (fuel filter to tank) | 9K061 | Valve assy. (thermactor idle vacuum) | 9G328 |
| Valve (fuel filter drain) | 9H318 | Valve assy. (throttle air by-pass) | 9F715 |
| Valve (fuel pump) | 9358 | Valve assy. (wide open throttle) | 9F424 |
| Valve (fuel sending check) | 9H318 | Valve & actuator assy. (exhaust gas recirculation) | 9H473 |
| Valve assy. (fuel shut off) | 9N176 | Valve & hose assy. (fuel tank selector) | 9B256 |
| Valve (governor primary) | 7C054 | Valve & seat assy. (carb. fuel inlet) | 9564 |
| Valve repair kit (brake vacuum booster poppet) | 2433 | Valve & solenoid assy. (fuel tank selector) | 9189 |
| Valve spring (eng. retainer) | 6514 | Valve & spring repair kit (trans. front pump relief) | 7A135 |
| Valve spring (eng. retainer key) | 6518 | Valve & transducer assy. (EGR back pressure) | 9H495 |
| Valve (trans. intermediate servo accumulator check) | 7D376 | Valve & tube assy. (exhaust air supply check) | 9G429 |
| Valve (transmission primary throttle) | 7D080 | Valve kit (carb. fuel inlet) | 9564 |
| Valve assy. (air by-pass) | 9B289 | Valve kit (check valve) | 3D728 |
| Valve assy. (A/C compressor high pressure) | 19A990 | Vane (air flow meter) | 12B529 |
| Valve assy. (A/C compressor low pressure) | 19752 | Vent (rear axle housing) | 4022 |
| Valve assy. (A/C evaporator expansion) | 19849 | Vent (trans. case) | 7034 |
| Valve assy. (A/C vacuum selector) | 19B888 | Vent (trans. gearshift housing) | 7034 |
| Valve assy. (carb. air cleaner temperature sensor override) | 9E862 | Vent (transfer case output shaft bearing retainer) | 7034 |
| Valve assy. (carb. air cleaner vacuum control) | 9A995 | Vent assy. (solenoid) | 9A567 |
| Valve assy. (air cleaner duct vacuum control) | 9E897 | Vent assy. (trans. case) | 7034 |
| Valve assy. (carb. choke delay) | 12A091 | | |
| Valve assy. (distributor retard control) | 12A208 | W | |
| Valve assy. (distributor vacuum control) | 12A901 | Washer (IHC 1/4") | 9N473 |
| Valve assy. (distributor vacuum control check) | 12A197 | Washer (battery terminal corrosion arrestor) | 10A717 |
| Valve assy. (distributor vacuum delay control) | 12A091 | Washer (brake shoe hold down spring) | 2066 |
| Valve assy. (carb. float bowl vent) | 9E589 | Washer (carb. pump diaphragm) | 9B581 |
| Valve assy. (exhaust air supply check) | 9A487 | Washer (cylinder head bolt) | 6L015 |
| Valve assy. (exhaust air supply control) | 9F491 | Washer (distributor driven gear thrust) | 12179 |
| Valve assy. (exhaust control) | 9A427 | Washer (distributor shaft thrust upper) | 12179 |
| Valve assy. (exhaust gas recirculation) | 9D475 | | |



BUY IT NOW!

Click Here To Order



INDEX

| PART NAME | GROUP NUMBER | PART NAME | GROUP NUMBER |
|---|--------------|---|--------------|
| Notes: Δ FBD Refer to page 1 of Paint Section | | | |
| W — Cont'd | | W — Cont'd | |
| Washer (eng. camshaft sprocket) | 6278 | Wedge (front axle spring seat) | 5A313 |
| Washer (eng. crankshaft main bearing thrust) | 6A355 | Wedge (rear axle) | 4A406 |
| Washer (eng. valve rocker shaft spring) | 6598 | Weight (carb. pump discharge ball) | 9B511 |
| Washer (eng. cylinder head bolt) | 6L015 | Weight (wheel balance) | 1040 |
| Washer (eng. crankshaft pulley retaining) | 6378 | Wheel assy. | 1007, |
| Washer (F/A spindle bearing retainer) | 3B459 | | 1015 |
| Washer (front axle differential pinion thrust) | 4230 | Wheel assy. (A/C blower motor) | 19834 |
| Washer (front axle differential side gear) | 4228 | Wheel assy. (steering) | 3600 |
| Washer (front hub outer hearing retainer) | 1195 | Wick (distributor shaft) | 12133 |
| Washer (fuel injector nozzle) | 9E529 | Window shade kit | 18246 |
| Washer (clamp fuel heater tube) | 9P631 | Wiper (liftgate kit) | 17K508 |
| Washer (liftgate wiper motor) | 17C404, | Wire (bulk) | 14296 |
| | 17C407 | Wire extension (speed control) | 9C887 |
| Washer (locking—special) | 9568 | Wire set (spark plug) | 12259 |
| Washer (rear axle differential side gear thrust) | 4228 | Wire terminal kit | 14294 |
| Washer (rear axle spider pinion thrust) | 4230 | Wire and fuel line kit (electric fuel pump) | 9A350 |
| Washer (reverse idler gear thrust) | 7149 | Wire assy. (A/C) | 19C603 |
| Washer (starter motor armature thrust) | 11036 | Wire assy. (A/C blower motor feed) | 19949 |
| Washer (steering column spring) | 3C708 | Wire assy. (A/C thermostat to clutch) | 19A885 |
| Washer (transfer case clutch gear thrust) | 7C341 | Wire assy. (alternator)—2 1/2" long | 10C307 |
| Washer (transfer case drive pinion bearing thrust) | 7728 | Wire assy. (alternator to voltage regulator) | 14305 |
| Washer (transfer case front output shaft) | 7A385 | Wire assy. (auxiliary battery feed) | 10K699 |
| Washer (transfer case idler gear thrust) | 7C341 | Wire assy. (backup lamp switch to rear lamp feed) | 15525 |
| Washer (transfer case rear output shaft) | 7B368 | Wire assy. (brake warning lamp exterior) | 2B324 |
| Washer (transfer case side gear front shaft thrust) | 7A385 | Wire assy. (camper trailer lamp feed) | 13A576 |
| Washer (trans. constant mesh low gear) | 7071 | Wire assy. (cigar lighter) | 15A056 |
| Washer (trans. countershaft) | 7119 | Wire assy. (circuit breaker to A/C blower relay) | 14A480 |
| Washer (trans. countershaft cluster gear thrust) | 7119 | Wire assy. (courtesy lamp) | 13B711 |
| Washer (trans. forward clutch hub thrust) | 7D090 | Wire assy. (courtesy lamp jumper) | 13B767 |
| Washer (trans. front clutch sun gear thrust front) | 7D484 | Wire assy. (dash panel to eng. gauge feed) | 14289 |
| Washer (trans. front pump support thrust) | 7D014 | Wire assy. (distributor to spark plug radio resistance) | 12286 |
| Washer (trans. gearshift arm thrust) | 7D363 | Wire assy. (dome lamp feed) | 13A719 |
| Washer (trans. gearshift lever socket to tube anti-vibrator spring) | 7C228 | Wire assy. (eng. block heater) | 6B018 |
| | | Wire assy. (engine compt. lamp feed) | 15A702 |
| Washer (trans. input shell thrust) | 7D066 | Wire assy. (engine control) | 12A522 |
| Washer (trans. intermediate brake drum thrust) | 7C096 | Wire assy. (engine control sensor) | 12A581 |
| Washer (trans. output shaft) | 7119 | Wire assy. (engine control sensor extension) | 12A690 |
| Washer (trans. output shaft & gear assy. planet gear thrust) | 7A242 | Wire assy. (engine spark knock sensor) | 12B559 |
| | | Wire assy. (fog lamp) | 15A211 |
| Washer (trans. output shaft bearing) | 17288 | Wire assy. (fuel charge) | 9D930 |
| Washer (trans. output shaft gear thrust) | 7056 | Wire assy. (fuel tank sender) | 14406 |
| Washer (trans. output shaft thrust rear) | 7E368 | Wire assy. (fuel tank selector switch) | 9A124 |
| Washer (trans. output shaft hub thrust) | 7D422 | Wire assy. (fuel valve solenoid control) | 9E310 |
| Washer (trans. output shaft thrust front) | 7A385 | Wire assy. (generator to voltage regulator) | 14305 |
| Washer (trans. output shaft thrust rear) | 7B368 | Wire assy. (glow plug) | 9A451 |
| Washer (trans. planet carrier thrust) | 7A166 | Wire assy. (glow plug start control) | 12B568 |
| Washer (trans. primary sun gear to rear brake drum thrust rear) | 7C096 | Wire assy. (headlamp) | 13076 |
| | | Wire assy. (heater blower switch jumper) | 18C629 |
| Washer (trans. reverse clutch hub thrust) | 7D091 | Wire assy. (license lamp fuel—rear) | 13B440 |
| Washer (trans. reverse drum to case) | 7D072 | Wire assy. (horn) | 13N866 |
| Washer (trans. reverse idler gear bushing thrust) | 7728 | Wire assy. (ignition coil to distributor high tension) | 12298 |
| Washer (trans. reverse idler gear thrust) | 7029, | Wire assy. (instrument cluster) | 10B942 |
| | 7728 | Wire assy. (instrument panel to dash panel) | 14401 |
| Washer (trans. secondary sun gear thrust) | 7A166 | Wire assy. (interior lamp) | 13A709 |
| Waxes | Δ | | |



BUY IT NOW!

Click Here To Order



1980/89 LIGHT TRUCK

ALPHA INDEX CHASSIS PARTS 33

INDEX

| PART NAME | GROUP NUMBER | PART NAME | GROUP NUMBER |
|--|--------------|---|--------------|
| Notes: Δ FBD Refer to page 1 of Paint Section | | | |
| W — Cont'd | | W — Cont'd | |
| Wire assy. (interior lamp jumper) | 13A718 | Wiring assy. (engine block heater) | 6B018 |
| Wire assy. (junction panel jumper) | 14K725 | Wiring assy. (fan motor) | 14K095 |
| Wire assy. (license lamp connector) | 13A441 | Wiring assy. (fog lamp feed) | 15237 |
| Wire assy. (low vacuum warning indicator) | 10A920 | Wiring assy. (front seat lumbar jumper) | 14B122 |
| Wire assy. (low vacuum warning indicator jumper) | 10B847 | Wiring assy. (fuel pump) | 9A350 |
| Wire assy. (main) | 14401 | Wiring assy. (fuel pump feed jumper) | 9A340 |
| Wire assy. (map sensor jumper) | 9J443 | Wiring assy. (fuel pump motor jumper) | 9D353 |
| Wire assy. (marker lamp feed) | 15A411 | Wiring assy. (fuel pump switch) | 9C403 |
| Wire assy. (marker lamp front to rear) | 15A410 | Wiring assy. (fuel water separator) | 9J315 |
| Wire assy. (marker lamp to switch) | 15A404 | Wiring assy. (fuel tank sender extension) | 14A655 |
| Wire assy. (marker lamp jumper) | 15B484 | Wiring assy. (fuse holder-jumper) | 14517 |
| Wire assy. (parking brake switch) | 15K857 | Wiring assy. (heater control) | 18B604 |
| Wire assy. (power door locks) | 14A412 | Wiring assy. (indicator lamp) | 13A705 |
| Wire assy. (radio speaker) | 19A041 | Wiring assy. (jumper oil pressure indicator switch) | 9F291 |
| Wire assy. (radio speaker extension) | 19A123 | Wiring assy. (manifold absolute pressure sensor) | 9F711 |
| Wire assy. (rear lamp) | 14405 | Wiring assy. (mobile telephone control) | 14A649 |
| Wire assy. (relay feed marker lamp) | 14A303 | Wiring assy. (oil pressure indicator sender jumper) | 9F316 |
| Wire assy. (seat belt retractor switch) | 14A504 | Wiring assy. (radio feed) | 18A919 |
| Wire assy. (speed control) | 9D821 | Wiring assy. (radio to rear speaker) | 18A900 |
| Wire assy. (starter motor circuit jumper) | 12638 | Wiring assy. (radio rear seat speaker connector) | 18A901 |
| Wire assy. (starter motor relay to junction block) | 14439 | Wiring assy. (rear axle control jumper) | 14A107 |
| Wire assy. (tachometer lamp) | 14064 | Wiring assy. (rear lamp connector) | 13A409 |
| Wire assy. (throttle modulator control) | 9E724 | Wiring assy. (rear lamp extension) | 14408 |
| Wire assy. (trailer battery feed) | 14A346 | Wiring assy. (seat back latch) | 14B724 |
| Wire assy. (trailer brake control switch release) | 14A348 | Wiring assy. (seat back regulator feed) | 14A698 |
| Wire assy. (trailer lamps) | 15436 | Wiring assy. (seat back pad adjusting) | 14B719 |
| Wire assy. (warning lamp feed jumper) | 14K067 | Wiring assy. (seat control feed jumper) | 14A699 |
| Wire extension assy. (speed control) | 9C887 | Wiring assy. (starter relay ground) | 11A060 |
| Wire & connector assy. (breakerless ignition) | 14A614 | Wiring assy. (speed control) | 9A840 |
| Wire & connector assy. (distributor & electronic switch) | 14A614 | Wiring assy. (speed control) | 9A839 |
| Wire & socket assy. (ash receptacle lamp) | 13A726 | Wiring assy. (tester-speed control) | 9C879 |
| Wire & socket assy. (rear license lamp) | 13412 | Wiring assy. (tripminder extension) | 10D955 |
| Wiring assy. (A/C-hang on) | 19C603 | Wiring assy. (warning indicator) | 14A313 |
| Wiring assy. (backup lamp) | 15536 | Wiring assy. (warning lamp indicator panel) | 10B923 |
| Wiring assy. (carb. throttle emission control solenoid) | 9D857 | Wiring assy. (window regulator jumper) | 14A630 |
| Wiring assy. (C.B. mike) | 18B840 | Wiring assy. (windshield washer pump feed) | 17A622 |
| Wiring assy. (C.B. radio extension) | 18W862 | Wrench (jack handle) | 17032 |
| Wiring assy. (clock feed) | 15A006 | Wrench (wheel nut) | 17032, |
| Wiring assy. (door entry illumination) | 14K138 | | 17035 |
| Wiring assy. (door lock feed) | 14240 | Y | |
| Wiring assy. (door lock jumper) | 14A584 | YFA carburetor feedback solenoid | 95565 |
| Wiring assy. (door open warning switch feed) | 14792 | Yoke (drive shaft center) | 4784 |
| Wiring assy. (door open warning switch ground) | 14790 | Yoke (driveshaft centering socket) | 4782 |
| | | Yoke (trans. shaft coupling) | 7B198 |



BUY IT NOW!

Click Here To Order



COPYRIGHT © 1994 FORD MOTOR DEARBORN, MICHIGAN COMPANY

Final Issue

INDEX

Included in the Paint Section are the following:

| | Page No. | | | Page No. | |
|---|------------|------------|--------------------------------------|------------|------------|
| | U.S. | Canada | | U.S. | Canada |
| Paints, Thinners, etc., including | | | Appearance and Maintenance Materials | | |
| | | | Paints and Refinishing Materials | 17 | 23 |
| Sealers and Undercoats | 1 | 1 | Cleaners, Waxes and Polishes | 17 | 23,24 |
| Specialties | 1 | 1 | Clear Vision Aids | 18 | 24 |
| Lacquers and Synthetic Enamels—Interior | 2 thru 10 | 2 thru 10 | Cooling System Aids | 18 | 24 |
| Paints | | | Motor Oils and Lubricants | 18 thru 21 | 24 thru 26 |
| Lacquers and Synthetic Enamels—Exterior | | | Sealers and Adhesives | 21 | 26 |
| Paint—listed by Warranty Plate | | | Special Products | 22,23 | 27,28 |
| Body Color Code | 11 thru 13 | 13 thru 16 | Used Truck Reconditioning Materials | 28 | 28 |
| | | | Ford Specification No. to Part No. | | |
| | | | Cross Reference List | 28 thru 30 | |

LIQUID MEASURE

Most liquid measures listed in this catalog are in U.S. sizes; however, those measures which are specified for unique Canadian parts are in Imperial or Metric sizes.

The capacity in ounces and litres for both U.S. and Imperial measures are specified below:

| | 1/2 PT. | PINT | QUART | GALLON |
|----------|-----------------|-----------------|----------------|----------------|
| Imperial | 10oz. (284.1ml) | 20oz. (568.2ml) | 40oz. (1.136l) | 160oz. (4.55l) |
| U.S. | 8oz. (236.6ml) | 16oz. (478.1ml) | 32oz. (946l) | 128oz. (3.78l) |

**PAINTS, THINNERS, ETC.
U.S. USAGE**

Note: The aerosol products listed below do not utilize a chlorofluorocarbon propellant system.

| DESCRIPTION | PART NUMBER | DESCRIPTION | PART NUMBER |
|-------------|-------------|-------------|-------------|
|-------------|-------------|-------------|-------------|

SEALERS and UNDERCOATS

| | | | |
|--|--------------|--|----------------|
| Lacquer primer—surfacer -- medium gray - 13 oz. spray can -- r/b AL81 1000-H (11/89) | ★ M6J 12-H | Plastic primer—for polypropylene interior parts— 13 oz. aerosol can—r/b E8AZ 19000-A(11/89) | ★ D7AZ 19000-B |
| Primer/Filler—exterior -- 5 oz. aerosol spray—not avail. in Canada | AL81 1000-H | Plastic primer—for polypropylene interior parts— 12 oz. (340 g.) aerosol can | E8AZ 19000-A |
| Interior primer—interior parts of electron cure coated ABS plastic -- 13 oz. spray can— this adhesion improving sealer does not contain polychlorinate biphenyl (PCB) | D7AZ 19000-C | | |

SPECIALTIES

| | | | |
|---|------------|--|--|
| Paint precleaner—multi—purpose -- 1 qt. child resistant container N/R (6/91) | ★ VC 542-A | | |
|---|------------|--|--|

**PAINTS, THINNERS, ETC.
CANADIAN USAGE**

| DESCRIPTION | PART NUMBER | DESCRIPTION | PART NUMBER |
|-------------|-------------|-------------|-------------|
|-------------|-------------|-------------|-------------|

SEALERS and UNDERCOATS

| | | | |
|--|--------------|--|--------------|
| Interior primer—interior parts of electron cure coated ABS plastic—13 oz. spray can | D7AZ 19000-C | Plastic primer—for polypropylene interior parts— 13 oz. can | D7AZ 19000-B |
| | | Plastic primer—for polypropylene interior parts— 340 grams (12 oz.) aerosol can | E8AZ 19000-A |

SPECIALTIES

| | | | |
|---|----------|--|--|
| Paint precleaner—multi—purpose -- 1 qt. (U.S.) child resistant container | VC 542-A | | |
|---|----------|--|--|

100% SATISFACTION GUARANTEED

BUY IT NOW!

Click Here To Order

PayPal Discover MasterCard VISA

1980/89
LIGHT TRUCK

LACQUERS AND SYNTHETIC ENAMELS

INTERIOR PAINTS

| YEAR | C O D E | INTERIOR TRIM | INTERIOR LOCATION | | | | COLOR | PART NUMBER |
|------|------------------|---------------|--|-----|-----|-----|-------|-------------|
| | | COLOR | -I/P = Instrument panel -U/P = Upper instrument panel -S/C = Steering column -I/C = Other interior components | | | | COLOR | PART NUMBER |
| | | | I/P | U/P | S/C | I/C | | |

PASSENGER AREA - LACQUER - 13 OZ. SPRAY CAN

U.S. and CANADIAN USAGE

Note 1: The interior spray paints listed below do not utilize a chlorofluorocarbon propellant system.

Note 2: ● 2nd digit of trim code

*Black components may be included in any trim scheme - use ★ 2083 for black metallic, M4J 1724-H for black non-metallic and/or (for 1984/ only) M4J 4149-H for charcoal black.

For exposed interior sheet metal surfaces painted exterior body color - refer to exterior paint section.

AEROSTAR

| | | | | | | | | |
|-------|---|------------------|-----|-----|-----|-----|---------------------|------------|
| 86 | A | Charcoal | | | | # | Charcoal Black | M4J 4172-H |
| | | | I/P | U/P | S/C | I/C | | |
| 86/88 | B | Blue | | | | # | | |
| | | | I/P | | S/C | I/C | Regatta Blue (med.) | M4J 4177-H |
| | | | | U/P | | I/C | Midnight Blue | M4J 4153-H |
| | | | | | | I/C | Charcoal Black | M4J 4172-H |
| 89 | B | Crystal Blue | | | | # | | |
| | | | I/P | | S/C | I/C | Crystal Blue | M4J 4202-H |
| | | | | U/P | | I/C | Midnight Blue | M4J 4153-H |
| | | | | | | I/C | Charcoal Black | M4J 4172-H |
| 87/ | G | Smoke | | | | # | | |
| | | | I/P | | S/C | I/C | Smoke | M4J 4179-H |
| | | | | U/P | | | Smoke (dark) | M4J 4194-H |
| | | | | | | I/C | Charcoal Black | M4J 4172-H |
| | | | | | | I/C | Charcoal (dark) | M4J 4148-H |
| 86 | H | Tan | | | | # | | |
| | | | I/P | | S/C | I/C | Desert Tan (med.) | M4J 4145-H |
| | | | | U/P | | I/C | Desert Tan (dk.) | ★ 4166 |
| | | | | | | I/C | Charcoal Black | M4J 4172-H |
| 86 | J | Gray | | | | # | | |
| | | | I/P | | S/C | I/C | Oxford Gray (lt.) | M4J 4162-H |
| | | | | U/P | | | Charcoal (dark) | M4J 4148-H |
| | | | | | | I/C | Charcoal Black | M4J 4172-H |
| 87/88 | K | Chestnut | | | | # | | |
| | | | I/P | | S/C | I/C | Chestnut | M4J 4187-H |
| | | | | U/P | | | Walnut (dark) | ★ 4147 |
| | | | | | | I/C | Charcoal Black | M4J 4172-H |
| 89 | P | Light Sandalwood | | | | # | | |
| | | | I/P | | S/C | I/C | Sandalwood (lt.) | M4J 4190-H |
| | | | | U/P | | | Sandalwood (med.) | M4J 4186-H |
| | | | | | | I/C | Charcoal Black | M4J 4172-H |

BRONCO

| | | | | | | | | |
|-------|---|----------------|-----|-----|-----|-----|----------------|------------|
| 80/82 | A | Black | * | * | * | * | Black | M4J 1724-H |
| | | | * | * | * | * | Black Metallic | ★ 2083 |
| | | | | | | # | | |
| 83 | A | Black | | | | # | | |
| | | | I/P | U/P | S/C | I/C | Charcoal Black | M4J 4149-H |
| 80/81 | B | Wedgewood Blue | | | * | # | | |
| | | | I/P | U/P | | I/C | Wedgewood Blue | ★ 4117 |
| 82 | B | Harbor Blue | | | * | # | | |
| | | | I/P | U/P | | I/C | Blue (dark) | ★ 4143 |



BUY IT NOW!

Click Here To Order



1980/89 LIGHT TRUCK

LACQUERS AND SYNTHETIC ENAMELS

INTERIOR PAINTS

| YEAR | C O D E ● | INTERIOR TRIM | INTERIOR LOCATION | | | | INTERIOR PAINT | |
|------|-----------------------|---------------|--|-----|-----|-----|----------------|-------------|
| | | COLOR | -I/P = Instrument panel -U/P = Upper instrument panel -S/C = Steering column -I/C = Other interior components | | | | COLOR | PART NUMBER |
| | | | I/P | U/P | S/C | I/C | | |

PASSENGER AREA - LACQUER - 13 OZ. SPRAY CAN - Cont'd

U.S. and CANADIAN USAGE

- Note 1:** The interior spray paints listed below do not utilize a chlorofluorocarbon propellant system.
- Note 2:** ● 2nd digit of trim code
- *Black components may be included in any trim scheme - use ★ 2083 for black metallic, M4J 1724-H for black non-metallic and/or (for 1984/ only) M4J 4149-H for charcoal black.
- # For exposed interior sheet metal surfaces painted exterior body color - refer to exterior paint section.

BRONCO

| | | | | | | | | | |
|-------|---|--|-----|-----|-----|-----|-----|---------------------|------------|
| 83/84 | B | Harbor Blue | | | # | | | Charcoal Black | M4J 4149-H |
| | | | I/P | U/P | S/C | I/C | I/C | Harbor Blue (dk.) | ★ 4154 |
| 85/88 | B | Regatta Blue 1985 and 1988 1986/87 | | | # | | | Charcoal Black | M4J 4149-H |
| | | | I/P | U/P | S/C | I/C | I/C | Regatta Blue (Med.) | M4J 4177-H |
| | | | | | S/C | I/C | I/C | Charcoal Black | M4J 4172-H |
| 89 | B | Crystal Blue | | | # | | | Crystal Blue | M4J 4202-H |
| | | | I/P | U/P | | S/C | I/C | Charcoal Black | M4J 4149-H |
| 80/82 | D | Red | | | * | # | | | |
| | | | I/P | U/P | | S/C | I/C | Red (medium) | ★ 4131 |
| 83 | D | Red | | | # | | | | |
| | | | | | S/C | I/C | I/C | Charcoal Black | M4J 4149-H |
| | | | I/P | U/P | | S/C | I/C | Red (med.) | ★ 4150 |
| 84/87 | D | Canyon Red 1985 1986/87 | | | # | | | Charcoal Black | M4J 4149-H |
| | | | I/P | U/P | S/C | I/C | I/C | Canyon Red (med.) | M4J 4158-H |
| | | | | | S/C | I/C | I/C | Charcoal Black | M4J 4172-H |
| 88/ | D | Scarlet | | | # | | | | |
| | | | I/P | U/P | | S/C | I/C | Scarlet | M4J 4191-H |
| | | | | | S/C | I/C | I/C | Charcoal Black | M4J 4149-H |
| 88 | G | Smoke | | | # | | | | |
| | | | I/P | U/P | | S/C | I/C | Smoke | M4J 4179-H |
| | | | | | S/C | I/C | I/C | Charcoal Black | M4J 4149-H |
| 83/85 | H | Desert Tan | | | # | | | Charcoal Black | M4J 4172-H |
| | | | I/P | U/P | S/C | I/C | I/C | Desert Tan (med.) | M4J 4149-H |
| | | | | | S/C | I/C | I/C | Charcoal Black | M4J 4145-H |
| 89 | J | Granite | | | # | | | | |
| | | | I/P | U/P | | S/C | I/C | Granite | M4J 4204-H |
| | | | | | S/C | I/C | I/C | Charcoal Black | M4J 4149-H |
| 86/ | K | Chestnut 1986/87 1988/ | | | # | | | | |
| | | | I/P | U/P | | S/C | I/C | Chestnut | M4J 4187-H |
| | | | | | S/C | I/C | I/C | Charcoal Black | M4J 4172-H |
| 80 | R | Pine | | | * | # | | | |
| | | | I/P | U/P | | S/C | I/C | Sand (light) | ★ 4112 |
| | | | | | S/C | I/C | I/C | Charcoal Black | M4J 4149-H |
| 81/82 | R | Spruce | | | * | # | | | |
| | | | I/P | U/P | | S/C | I/C | Spruce | ★ 4132 |



BUY IT NOW!

Click Here To Order



1980/89
LIGHT TRUCK

LACQUERS AND SYNTHETIC ENAMELS

INTERIOR PAINTS

| YEAR | C O D E | INTERIOR TRIM | INTERIOR LOCATION | | | | INTERIOR PAINT |
|------|------------------|---------------|--|-----|-----|-----|----------------|
| | | COLOR | -I/P = Instrument panel -U/P = Upper instrument panel -S/C = Steering column -I/C = Other interior components | | | | COLOR |
| | | | I/P | U/P | S/C | I/C | PART NUMBER |

PASSENGER AREA - LACQUER - 13 OZ. SPRAY CAN - Cont'd

U.S. and CANADIAN USAGE

Note 1: The interior spray paints listed below do not utilize a chlorofluorocarbon propellant system.

Note 2: ● 2nd digit of trim code

*Black components may be included in any trim scheme - use ★ 2083 for black metallic, M4J 1724-H for black non-metallic and/or (for 1984/ only) M4J 4149-H for charcoal black.

For exposed interior sheet metal surfaces painted exterior body color - refer to exterior paint section.

BRONCO

| | | | | | | | | |
|-------|---|---------|-----|-----|---|-----|--------------|--------|
| 80 | T | Caramel | | | * | # | | |
| | | | I/P | U/P | | I/C | Caramel | ★ 4129 |
| 81/82 | T | Nutmeg | | | * | # | | |
| | | | I/P | U/P | | I/C | Nutmeg | ★ 4133 |
| 81/82 | U | Fawn | | | * | # | | |
| | | | I/P | U/P | | I/C | Fawn (light) | ★ 4135 |
| 80 | Y | Sand | | | * | # | | |
| | | | I/P | U/P | | I/C | Sand (light) | ★ 4112 |

BRONCO II

| | | | | | | | | |
|-------|---|---------------------------|-----|-----|-----|-----|---------------------|------------|
| 84 | B | Harbor Blue | | | | # | | |
| | | | | U/P | S/C | I/C | Charcoal Black | M4J 4149-H |
| | | | I/P | | | I/C | Harbor Blue (dk.) | ★ 4154 |
| 85/88 | B | Regatta Blue | | | | # | | |
| | | | | U/P | S/C | I/C | Charcoal Black | M4J 4149-H |
| | | | I/P | | S/C | I/C | Regatta Blue (med.) | M4J 4177-H |
| 89 | B | Crystal Blue | | | | # | | |
| | | | I/P | | | I/C | Crystal Blue | M4J 4202-H |
| | | | | | S/C | I/C | Charcoal Black | M4J 4149-H |
| 84/87 | D | Canyon Red- after 8/83 | | | | # | | |
| | | | | U/P | S/C | I/C | Charcoal Black | M4J 4149-H |
| | | | I/P | | S/C | I/C | Canyon Red (med.) | M4J 4158-H |
| 88/ | D | Scarlet | | | | # | | |
| | | | | U/P | S/C | I/C | Charcoal Black | M4J 4149-H |
| | | | I/P | | S/C | I/C | Scarlet | M4J 4191-H |
| 89 | G | Smoke | | | | # | | |
| | | | I/P | | | I/C | Smoke | M4J 4179-H |
| | | | | | S/C | I/C | Charcoal Black | M4J 4149-H |
| 84/85 | H | Desert Tan | | | | # | | |
| | | | | U/P | S/C | I/C | Charcoal Black | M4J 4149-H |
| | | | I/P | | | I/C | Desert Tan (med.) | M4J 4145-H |
| 86/88 | K | Chestnut | | | | # | | |
| | | | | U/P | | I/C | Charcoal Black | M4J 4149-H |
| | | | I/P | | S/C | I/C | Chestnut | M4J 4187-H |
| 89 | P | Light Sandalwood | | | | # | | |
| | | | I/P | | | I/C | Sandalwood (lt.) | M4J 4190-H |
| | | | | | S/C | I/C | Charcoal Black | M4J 4149-H |
| 84 | 2 | Black-before 8/83 | | | | # | | |
| | | | I/P | U/P | S/C | I/C | Charcoal Black | M4J 4149-H |
| 84 | 4 | Red-before 8/83 | | | | # | | |
| | | | | U/P | S/C | I/C | Charcoal Black | M4J 4149-H |
| | | | I/P | | | I/C | Red (med.) | ★ 4150 |



BUY IT NOW!

Click Here To Order



**1980/89
LIGHT TRUCK**

LACQUERS AND SYNTHETIC ENAMELS

INTERIOR PAINTS

| YEAR | C O D E ● | INTERIOR TRIM | INTERIOR LOCATION | | | | INTERIOR PAINT | |
|------|-----------------------|---------------|--|-----|-----|-----|----------------|-------|
| | | COLOR | -I/P = Instrument panel -U/P = Upper instrument panel -S/C = Steering column -I/C = Other interior components | I/P | U/P | S/C | I/C | COLOR |

PASSENGER AREA - LACQUER - 13 OZ. SPRAY CAN - Cont'd

U.S. and CANADIAN USAGE

Note 1: The interior spray paints listed below do not utilize a chlorofluorocarbon propellant system.

Note 2: ● 2nd digit of trim code

*Black components may be included in any trim scheme - use ★ 2083 for black metallic,
M4J 1724-H for black non-metallic and/or (for 1984/ only) M4J 4149-H for charcoal black.

For exposed interior sheet metal surfaces painted exterior body color - refer to exterior paint section.

ECONOLINE

| | | | | | | | | |
|-------|---|----------------|-----|-----|-----|-----|---------------------|------------|
| 80/82 | A | Black | * | * | * | * | Black | M4J 1724-H |
| | | | * | * | * | * | Black Metallic | ★ 2083 |
| | | | | | | # | | |
| | | | | | | I/C | White | M4J 1619-H |
| | | | | | | I/C | White | M4J 3290-H |
| 83 | A | Black | | | | I/C | Wood | ★ 3221 |
| | | | | | | # | | |
| | | | I/P | U/P | S/C | I/C | Charcoal Black | M4J 4149-H |
| | | | | | | I/C | White | M4J 1619-H |
| | | | | | | I/C | White | M4J 3290-H |
| 84/85 | A | Charcoal | | | | I/C | Wood | ★ 3221 |
| | | | | | | # | | |
| | | | I/P | U/P | | I/C | Charcoal (dark) | M4J 4148-H |
| | | | | | S/C | I/C | Charcoal Black | M4J 4149-H |
| | | | | | | I/C | White | M4J 3290-H |
| 80/82 | B | Wedgewood Blue | | | * | # | | |
| | | | | | | I/C | Wood | ★ 3221 |
| | | | I/P | U/P | S/C | I/C | Wedgewood Blue | ★ 4117 |
| | | | | | | I/C | White | M4J 1619-H |
| | | | | | | I/C | White | M4J 3290-H |
| 83 | B | Cadet Blue | | | | # | | |
| | | | | | | I/C | Wood | ★ 3221 |
| | | | I/P | U/P | | I/C | Cadet Blue | ★ 4146 |
| | | | | | S/C | I/C | Charcoal Black | M4J 4149-H |
| | | | | | | I/C | White | M4J 1619-H |
| 84 | B | Harbor Blue | | | | I/C | White | M4J 3290-H |
| | | | | | | I/C | Wood | ★ 3221 |
| | | | I/P | U/P | | I/C | Harbor Blue (dark) | ★ 4154 |
| | | | | | | I/C | White | M4J 3290-H |
| | | | | | | I/C | Wood | ★ 3221 |
| 85/88 | B | Regatta Blue | | | | # | | |
| | | | | | | I/C | Wood | ★ 3221 |
| | | | I/P | U/P | | I/C | Regatta Blue (med.) | M4J 4177-H |
| | | | | | SC | I/C | Charcoal Black | M4J 4149-H |
| | | | | | | I/C | White | M4J 3290-H |
| 89 | B | Crystal Blue | | | | # | | |
| | | | | | | I/C | Wood | ★ 3221 |
| | | | I/P | U/P | S/C | | Regatta Blue (dk.) | M4J 4199-H |
| | | | | | | I/C | Crystal Blue | M4J 4202-H |
| | | | | | | I/C | White | M4J 1619-H |



BUY IT NOW!

Click Here To Order



**1980/89
LIGHT TRUCK**

LACQUERS AND SYNTHETIC ENAMELS

INTERIOR PAINTS

| YEAR | C O D E | INTERIOR TRIM | INTERIOR LOCATION | | | | COLOR | INTERIOR PAINT |
|------|------------------|---------------|-------------------------|-------------------------------|------------------------|----------------------------------|-------|----------------|
| | | COLOR | -I/P = Instrument panel | -U/P = Upper instrument panel | -S/C = Steering column | -I/C = Other interior components | | PART NUMBER |
| | | | I/P | U/P | S/C | I/C | | |

PASSENGER AREA - LACQUER - 13 OZ. SPRAY CAN - Cont'd

U.S. and CANADIAN USAGE

Note 1: The interior spray paints listed below do not utilize a chlorofluorocarbon propellant system.

Note 2: ● 2nd digit of trim code

*Black components may be included in any trim scheme - use ★ 2083 for black metallic, M4J 1724-H for black non-metallic and/or (for 1984/ only) M4J 4149-H for charcoal black.

For exposed interior sheet metal surfaces painted exterior body color - refer to exterior paint section.

ECONOLINE

| | | | | | | | | | | | | | |
|-------|---|-------------|-----|-----|------|---|-----|-------------------|-----|------|----------------|-----|--------|
| 82 | C | Bittersweet | * | * | * | # | I/C | Bittersweet | ★ | 4130 | | | |
| | | | | | | | I/C | White | | M4J | 1619-H | | |
| | | | | | | | I/C | White | | M4J | 3290-H | | |
| | | | | | | | I/C | Wood | | ★ | 3221 | | |
| 83 | C | Bittersweet | | | | # | I/P | U/P | S/C | I/C | Charcoal Black | M4J | 4149-H |
| | | | | | | | I/C | Bittersweet | | ★ | 4130 | | |
| | | | | | | | I/C | White | | M4J | 1619-H | | |
| | | | | | | | I/C | White | | M4J | 3290-H | | |
| 80/81 | D | Red | | | * | # | I/C | Wood | | ★ | 3221 | | |
| | | | I/P | U/P | | | I/C | Red (medium) | | ★ | 4131 | | |
| | | | | | | | I/C | White | | M4J | 1619-H | | |
| | | | | | | | I/C | White | | M4J | 3290-H | | |
| 83 | D | Red | | | | # | I/C | Wood | | ★ | 3221 | | |
| | | | I/P | U/P | | | I/C | Red (med.) | | ★ | 4150 | | |
| | | | | | S/C | | I/C | Charcoal Black | | M4J | 4149-H | | |
| | | | | | | | I/C | White | | M4J | 1619-H | | |
| 84/87 | D | Canyon Red | | | | # | I/C | White | | M4J | 3290-H | | |
| | | | I/P | U/P | | | I/C | Wood | | ★ | 3221 | | |
| | | | | | S/C | | I/C | Canyon Red (med.) | | M4J | 4158-H | | |
| | | | | | | | I/C | Charcoal Black | | M4J | 4149-H | | |
| 88 | D | Scarlet | | | | # | I/C | White | | M4J | 3290-H | | |
| | | | I/P | U/P | | | I/C | Scarlet | | M4J | 4191-H | | |
| | | | | | S/C | | I/C | Charcoal Black | | M4J | 4149-H | | |
| | | | | | | | I/C | White | | M4J | 3290-H | | |
| 89 | D | Scarlet | | | | # | I/C | Wood | | ★ | 3221 | | |
| | | | I/P | U/P | S/C | | I/C | Scarlet (dk.) | | M4J | 4195-H | | |
| | | | | | | | I/C | Scarlet | | M4J | 4191-H | | |
| | | | | | | | I/C | White | | M4J | 1619-H | | |
| 86/88 | G | Smoke | | | | # | I/C | White | | M4J | 3290-H | | |
| | | | I/P | U/P | | | I/C | Smoke | | M4J | 4179-H | | |
| | | | | | S/C | | I/C | Charcoal Black | | M4J | 4149-H | | |
| | | | | | | | I/C | White | | M4J | 3290-H | | |
| | | | | I/C | Wood | | ★ | 3221 | | | | | |



BUY IT NOW!

Click Here To Order



**1980/89
LIGHT TRUCK**

LACQUERS AND SYNTHETIC ENAMELS

INTERIOR PAINTS

| YEAR | C O D E | INTERIOR TRIM | INTERIOR LOCATION | | | | INTERIOR PAINT | |
|------|------------------|---------------|--|-----|-----|-----|----------------|-------------|
| | | COLOR | -I/P = Instrument panel -U/P = Upper instrument panel -S/C = Steering column -I/C = Other interior components | | | | COLOR | PART NUMBER |
| | | | I/P | U/P | S/C | I/C | | |

PASSENGER AREA - LACQUER - 13 OZ. SPRAY CAN - Cont'd

U.S. and CANADIAN USAGE

Note 1: The interior spray paints listed below do not utilize a chlorofluorocarbon propellant system.
 Note 2: ● 2nd digit of trim code

*Black components may be included in any trim scheme - use ★ 2083 for black metallic,
 M4J 1724-H for black non-metallic and/or (for 1984/ only) M4J 4149-H for charcoal black.

For exposed interior sheet metal surfaces painted exterior body color - refer to exterior paint section.

ECONOLINE

| | | | | | | | | |
|-----------------------------|---|------------|-----|-----|-----|-------|-----------------|------------|
| 83/85 | H | Desert Tan | | | | # | | |
| | | | I/P | U/P | | I/C | Desert Tan | M4J 4145-H |
| | | | | | S/C | I/C | Charcoal Black | M4J 4149-H |
| | | | | | | I/C | White | M4J 1619-H |
| | | | | | | I/C | White | M4J 3290-H |
| | | | | | I/C | Wood | ★ 3221 | |
| 89 | J | Granite | | | | # | | |
| | | | I/P | U/P | S/C | I/C | Granite | M4J 4204-H |
| | | | | | I/C | White | M4J 1619-H | |
| 86/88 | K | Chestnut | | | | # | | |
| | | | I/P | U/P | | I/C | Chestnut | M4J 4187-H |
| | | | | | S/C | I/C | Charcoal Black | M4J 4149-H |
| | | | | | | I/C | White | M4J 3290-H |
| | | | | | I/C | Wood | ★ 3221 | |
| 89 | K | Chestnut | | | | # | | |
| | | | I/P | U/P | S/C | I/C | Chestnut | M4J 4187-H |
| | | | | | I/C | White | M4J 1619-H | |
| 81/82 | T | Nutmeg | | | * | # | | |
| | | | I/P | U/P | | I/C | Nutmeg | ★ 4133 |
| | | | | | | I/C | White | M4J 1619-H |
| | | | | | | I/C | White | M4J 3290-H |
| | | | | | I/C | Wood | ★ 3221 | |
| 81/82 | U | Fawn | | | * | # | | |
| | | | I/P | U/P | S/C | I/C | Fawn (medium) | ★ 4134 |
| | | | | | | I/C | Fawn (light) | ★ 4135 |
| | | | | | | I/C | White | M4J 1619-H |
| | | | | | | I/C | White | M4J 3290-H |
| | | | | | I/C | Wood | ★ 3221 | |
| 80 | Y | Sand | | | * | # | | |
| | | | I/P | U/P | | I/C | Sand (medium) | ★ 4115 |
| | | | | | | I/C | Sand (light) | ★ 4112 |
| | | | | | | I/C | White | M4J 1619-H |
| | | | | | | I/C | White | M4J 3290-H |
| | | | | | I/C | Wood | ★ 3221 | |
| 80 | Z | Saddle | | | * | # | | |
| | | | I/P | U/P | | I/C | Saddle Metallic | ★ 4050 |
| | | | | | | I/C | Sand (light) | ★ 4112 |
| | | | | | | I/C | White | M4J 1619-H |
| | | | | | | I/C | White | M4J 3290-H |
| | | | | | I/C | Wood | ★ 3221 | |
| F100/350, SUPER DUTY | | | | | | | | |
| 80/82 | A | Black | * | * | * | * | Black | M4J 1724-H |
| | | | * | * | * | * | Black Metallic | ★ 2083 |
| | | | | | | I/C | White | M4J 1619-H |
| | | | | | | # | | |



BUY IT NOW!

Click Here To Order



**1980/89
LIGHT TRUCK**

LACQUERS AND SYNTHETIC ENAMELS

INTERIOR PAINTS

| YEAR | C O D E | INTERIOR TRIM | INTERIOR LOCATION | | | | INTERIOR PAINT | |
|------|------------------|---------------|--|-----|-----|-----|----------------|-------------|
| | | COLOR | -I/P = Instrument panel -U/P = Upper instrument panel -S/C = Steering column -I/C = Other interior components | | | | COLOR | PART NUMBER |
| | | | I/P | U/P | S/C | I/C | | |

PASSENGER AREA - LACQUER - 13 OZ. SPRAY CAN - Cont'd

U.S. and CANADIAN USAGE

- Note 1: The interior spray paints listed below do not utilize a chlorofluorocarbon propellant system.
 Note 2: ● 2nd digit of trim code
 *Black components may be included in any trim scheme - use ★ 2083 for black metallic,
 M4J 1724-H for black non-metallic and/or (for 1984/ only) M4J 4149-H for charcoal black.
 # For exposed interior sheet metal surfaces painted exterior body color - refer to exterior paint section.

F100/350, SUPER DUTY

| | | | | | | | | |
|-------|---|----------------|-----|-----|-----|-----|---------------------|------------|
| 83 | A | Black | | | | # | | |
| | | | I/P | U/P | S/C | I/C | Charcoal Black | M4J 4149-H |
| 84/85 | A | Charcoal | | | | # | | |
| | | | I/P | U/P | S/C | I/C | Charcoal (dark) | M4J 4148-H |
| 80/81 | B | Wedgewood Blue | | | * | # | | |
| | | | I/P | U/P | | I/C | Wedgewood Blue | ★ 4117 |
| | | | | | | I/C | White | M4J 1619-H |
| 82 | B | Harbor Blue | | | * | # | | |
| | | | I/P | U/P | | I/C | Blue (dark) | ★ 4143 |
| | | | | | | I/C | White | M4J 1619-H |
| 83/84 | B | Harbor Blue | | | | # | | |
| | | | I/P | U/P | | I/C | Harbor Blue | ★ 4154 |
| | | | | | S/C | I/C | Charcoal Black | M4J 4149-H |
| 85/88 | B | Regatta Blue | | | | # | | |
| | | | I/P | U/P | | I/C | Regatta Blue (med.) | M4J 4177-H |
| | | 1985 and 1988 | | | S/C | I/C | Charcoal Black | M4J 4149-H |
| | | 1986/87 | | | S/C | I/C | Charcoal Black | M4J 4172-H |
| 89 | B | Crystal Blue | | | | # | | |
| | | | I/P | U/P | | I/C | Crystal Blue | M4J 4202-H |
| | | | | | S/C | I/C | Charcoal Black | M4J 4149-H |
| 80/82 | D | Red | | | * | # | | |
| | | | I/P | U/P | | I/C | Red (medium) | ★ 4131 |
| | | | | | | I/C | White | M4J 1619-H |
| 83 | D | Red | | | | # | | |
| | | | I/P | U/P | | I/C | Red (med.) | ★ 4150 |
| | | | | | S/C | I/C | Charcoal Black | M4J 4149-H |
| 84/87 | D | Canyon Red | | | | # | | |
| | | | I/P | U/P | | I/C | Canyon Red (med.) | M4J 4158-H |
| | | 1985 | | | S/C | I/C | Charcoal Black | M4J 4149-H |
| | | 1986/87 | | | S/C | I/C | Charcoal Black | M4J 4172-H |
| 88/ | D | Scarlet | | | | # | | |
| | | | I/P | U/P | | I/C | Scarlet | M4J 4191-H |
| | | | | | S/C | I/C | Charcoal Black | M4J 4149-H |
| 86/88 | G | Smoke | | | | # | | |
| | | | I/P | U/P | | I/C | Smoke | M4J 4179-H |
| | | 1986/87 | | | S/C | I/C | Charcoal Black | M4J 4172-H |
| | | 1988 | | | S/C | I/C | Charcoal Black | M4J 4149-H |
| 83/85 | H | Desert Tan | | | | # | | |
| | | | I/P | U/P | | I/C | Desert Tan | M4J 4145-H |
| | | | | | S/C | I/C | Charcoal Black | M4J 4149-H |



BUY IT NOW!

Click Here To Order



1980/89 LIGHT TRUCK

LACQUERS AND SYNTHETIC ENAMELS

INTERIOR PAINTS

| YEAR | C O D E | INTERIOR TRIM | INTERIOR LOCATION | | | | INTERIOR PAINT | |
|------|------------------|---------------|--|-----|-----|-----|----------------|-------|
| | | COLOR | -I/P = Instrument panel -U/P = Upper instrument panel -S/C = Steering column -I/C = Other interior components | I/P | U/P | S/C | I/C | COLOR |

PASSENGER AREA - LACQUER - 13 OZ. SPRAY CAN - Cont'd

U.S. and CANADIAN USAGE

- Note 1:** The interior spray paints listed below do not utilize a chlorofluorocarbon propellant system.
- Note 2:** ● 2nd digit of trim code
- ★ Black components may be included in any trim scheme - use ★ 2083 for black metallic, M4J 1724-H for black non-metallic and/or (for 1984/ only) M4J 4149-H for charcoal black.
- # For exposed interior sheet metal surfaces painted exterior body color - refer to exterior paint section.

F100/350, SUPER DUTY

| | | | | | | | | |
|------------------|---|----------|-----|-----|-----|-----|----------------|------------|
| 89 | J | Granite | | | | # | | |
| | | | I/P | U/P | | I/C | Granite | M4J 4204-H |
| 83 | K | Teal | | | S/C | I/C | Charcoal Black | M4J 4149-H |
| | | | | | | # | | |
| | | | I/P | U/P | | I/C | Teal (dark) | ★ 4155 |
| 86/ | K | Chestnut | | | S/C | I/C | Charcoal Black | M4J 4149-H |
| | | | | | | # | | |
| | | | I/P | U/P | | I/C | Chestnut | M4J 4187-H |
| 1986/87 1988/ | | | | | S/C | I/C | Charcoal Black | M4J 4172-H |
| | | | | | S/C | I/C | Charcoal Black | M4J 4149-H |
| | | | | | | # | | |
| 80 | R | Pine | | | * | # | | |
| | | | I/P | U/P | | I/C | Sand (light) | ★ 4112 |
| | | | | | | I/C | Pine (medium) | ★ 4116 |
| | | | | | | I/C | White | M4J 1619-H |
| 81/82 | R | Spruce | | | * | # | | |
| | | | I/P | U/P | | I/C | Spruce | ★ 4132 |
| | | | | | | I/C | White | M4J 1619-H |
| 80 | T | Caramel | | | * | # | | |
| | | | I/P | U/P | | I/C | Caramel | ★ 4129 |
| 81/82 | T | Nutmeg | | | * | # | | |
| | | | I/P | U/P | | I/C | Nutmeg | ★ 4133 |
| 81/82 | U | Fawn | | | * | # | | |
| | | | I/P | U/P | | I/C | Fawn (light) | ★ 4135 |
| 80 | Y | Sand | | | * | # | | |
| | | | I/P | U/P | | I/C | White | M4J 1619-H |
| | | | I/P | U/P | | I/C | Sand (light) | ★ 4112 |
| | | | | | | I/C | White | M4J 1619-H |

RANGER

| | | | | | | | | |
|-------|---|------------------------|-----|-----|-----|-----|--------------------|------------|
| 83 | A | Black (Before 2/15/82) | | | | # | | |
| | | | I/P | U/P | S/C | I/C | Black | M4J 1724-H |
| 83 | A | Black (From 2/15/82) | I/P | U/P | S/C | I/C | Black Metallic | ★ 2083 |
| | | | | | | # | | |
| 84 | A | Charcoal | I/P | U/P | S/C | I/C | Charcoal Black | M4J 4149-H |
| | | | | | | # | | |
| | | | I/P | U/P | S/C | I/C | Charcoal (dark) | M4J 4148-H |
| 83/84 | B | Harbor Blue | | | | # | | |
| | | | I/P | U/P | S/C | I/C | Charcoal Black | M4J 4149-H |
| | | | I/P | U/P | S/C | I/C | Harbor Blue (dark) | M4J 4154-H |



BUY IT NOW!

Click Here To Order



1980/89
LIGHT TRUCK

LACQUERS AND SYNTHETIC ENAMELS

INTERIOR PAINTS

| YEAR | C O D E | INTERIOR TRIM | INTERIOR LOCATION | | | | INTERIOR PAINT | |
|------|------------------|---------------|--|-----|-----|-----|----------------|-------------|
| | | COLOR | -I/P = Instrument panel -U/P = Upper instrument panel -S/C = Steering column -I/C = Other interior components | | | | COLOR | PART NUMBER |
| | | | I/P | U/P | S/C | I/C | | |

PASSENGER AREA - LACQUER - 13 OZ. SPRAY CAN - Cont'd

U.S. and CANADIAN USAGE

Note 1: The interior spray paints listed below do not utilize a chlorofluorocarbon propellant system.

Note 2: ● 2nd digit of trim code

* Black components may be included in any trim scheme - use ★ 2083 for black metallic, M4J 1724-H for black non-metallic and/or (for 1984/ only) M4J 4149-H for charcoal black.

For exposed interior sheet metal surfaces painted exterior body color - refer to exterior paint section.

RANGER

| | | | | | | | | |
|-------|---|----------------------|-----|-----|-----|-----|---------------------|------------|
| 85/88 | B | Regatta Blue | I/P | U/P | S/C | # | Charcoal Black | M4J 4149-H |
| | | | I/P | U/P | S/C | I/C | Regatta Blue (med.) | M4J 4177-H |
| 89 | B | Crystal Blue | I/P | | | I/C | Crystal Blue | M4J 4202-H |
| | | | | | S/C | I/C | Charcoal Black | M4J 4149-H |
| 83 | D | Red (Before 2/15/82) | * | * | * | # | | |
| | | | I/P | U/P | S/C | I/C | Red (medium) | ★ 4131 |
| 83 | D | Red (From 2/15/82) | | | | # | | |
| | | | I/P | U/P | S/C | | Charcoal Black | M4J 4149-H |
| | | | I/P | U/P | S/C | I/C | Red (medium) | ★ 4150 |
| 84/87 | D | Canyon Red | I/P | U/P | S/C | # | Charcoal Black | M4J 4149-H |
| | | | I/P | U/P | S/C | I/C | Canyon Red | M4J 4158-H |
| 88/ | D | Scarlet | | | S/C | I/C | Scarlet | M4J 4191-H |
| | | | | U/P | | I/C | Charcoal Black | M4J 4149-H |
| 89 | G | Smoke | I/P | | | I/C | Smoke | M4J 4179-H |
| | | | | | S/C | I/C | Charcoal Black | M4J 4149-H |
| 83/85 | H | Desert Tan | * | * | * | # | | |
| | | | I/P | U/P | S/C | | Charcoal Black | M4J 4149-H |
| | | | I/P | U/P | S/C | I/C | Desert Tan | M4J 4145-H |
| 86/88 | K | Chestnut | I/P | | S/C | I/C | Chestnut | M4J 4187-H |
| | | | | U/P | | | Charcoal Black | M4J 4149-H |
| 89 | P | Light Sandalwood | I/P | | | I/C | Sandalwood (lt.) | M4J 4190-H |
| | | | | | S/C | I/C | Charcoal Black | M4J 4149-H |



BUY IT NOW!

Click Here To Order



LACQUERS AND SYNTHETIC ENAMELS
EXTERIOR PAINTS – U.S. USAGE

| C O D E | YEAR | NAME | ACRYLIC ENAMEL | | | | ACRYLIC LACQUER | | | |
|------------------|------|-------------|----------------|---------|-----|-------------|-----------------|--------|--|--|
| | | | PART NUMBER | | | | PART NUMBER | | | |
| | | | PREFIX BASE | SUFFIX | | | PREFIX BASE | SUFFIX | | |
| 1/2 OZ. | QT. | 5 OZ. SPRAY | | 1/2 OZ. | QT. | 5 OZ. SPRAY | | | | |

Notes: The exterior spray paints listed below do not utilize a chlorofluorocarbon propellant system.
 • Certification label. • Clear Coat Colors

| | | | | | | | | | | | |
|----|-------|----------------------------------|---|------|--|--|--------|------|----|--|----|
| | 80/ | Primer/Filler | | | | | AL81 | 1000 | B | | H |
| | 80/ | Flat Black | | | | | AL81 | 1724 | GB | | GH |
| | 80/ | Clear Gloss Lacquer | | | | | ø AL81 | 6000 | B | | H |
| 14 | 86/87 | Light Charcoal Metallic | | | | | ø AL81 | 6041 | B | | |
| 1C | 80/ | Black | | | | | AL81 | 1724 | B | | H |
| 1D | 86/ | Dark Charcoal Metallic | | | | | AL81 | 6044 | B | | H |
| 1E | 85 | Light Charcoal Metallic | | | | | AL81 | 5967 | B | | H |
| 1G | 80/84 | Silver Metallic | ★ | 5299 | | | | | | | |
| 1G | 86/ | Light Charcoal Metallic | | | | | AL81 | 6214 | B | | H |
| 1J | 88 | Dark Charcoal Metallic | | | | | ø AL81 | 6101 | B | | |
| 1P | 80/84 | Medium Gray Metallic | ★ | 5523 | | | | | | | |
| 1Q | 88 | Light Charcoal Metallic | | | | | ø AL81 | 6041 | B | | |
| 23 | 86 | Dark Canyon Red Metallic | | | | | ø AL81 | 6103 | B | | |
| 25 | 87 | Dark Canyon Red Metallic | ★ | 6198 | | | | | | | |
| 26 | 88 | Medium Red | | | | | ø AL81 | 6158 | B | | |
| 27 | 87/ | Medium Red | | | | | AL81 | 6153 | B | | H |
| 28 | 86 | Medium Canyon Red Metallic | | | | | ø AL81 | 6110 | B | | |
| 2A | 85/86 | Medium Canyon Red Metallic | | | | | AL81 | 5924 | | | H |
| 2C | 84/87 | Dark Canyon Red Metallic | | | | | AL81 | 5925 | B | | |
| 2D | 88/ | Medium Light Canyon Red | | | | | AL81 | 6236 | B | | H |
| 2E | 84/87 | Light Canyon Red | | | | | AL81 | 5944 | B | | H |
| 2G | 83/84 | Bright Bittersweet | ★ | 5680 | | | | | | | |
| 2H | 88/ | Dark Canyon Red | | | | | AL81 | 6156 | B | | H |
| 2K | 80/84 | Candy Apple Red | | | | | AL81 | 5681 | B | | |
| 2L | 80/82 | Maroon | | | | | AL81 | 5682 | B | | H |
| 2S | 83 | Medium Red Metallic | ★ | 5869 | | | | | | | |
| 31 | 83 | Pastel Cadet Blue | ★ | 5851 | | | | | | | |
| 32 | 82/83 | Light Blue | ★ | 5829 | | | | | | | |
| 34 | 80/81 | Medium Blue | ★ | 5041 | | | | | | | |
| 34 | 85/87 | Light Regatta Blue | | | | | ★ | 5981 | | | |
| 35 | 83 | Light Cadet Blue Metallic | ★ | 5864 | | | | | | | |
| 3B | 80/81 | Midnight Blue Metallic | ★ | 5660 | | | | | | | |
| 3D | 80/82 | Dark Blue Metallic | ★ | 5664 | | | | | | | |
| 3E | 88 | Med. Lt. Regatta Blue Metallic | | | | | ø AL81 | 6096 | B | | |
| 3F | 80/84 | Light Medium Blue | ★ | 5608 | | | | | | | |
| 3H | 81 | Medium Blue Metallic | ★ | 5613 | | | | | | | |
| 3J | 83 | Light Harbor Blue Metallic | ★ | 5918 | | | | | | | |
| 3J | 86/87 | Med. Light Regatta Blue Metallic | ★ | 6086 | | | | | | | |
| 3L | 82/85 | Dark Blue Metallic | | | | | AL81 | 5616 | B | | |
| 3P | 82/84 | Medium Blue Metallic | ★ | 5783 | | | | | | | |
| 3R | 88/ | Med. Shadow Blue Metallic | | | | | AL81 | 6225 | B | | H |
| 3U | 86 | Dark Regatta Blue | | | | | AL81 | 6008 | B | | H |
| 42 | 87/ | Dark Alpine Green Metallic | | | | | AL81 | 6176 | B | | H |
| 43 | 89 | Hunter Green | | | | | ø AL81 | 6338 | B | | |
| 49 | 88/ | Dark Charcoal Metallic | | | | | ø AL81 | 6101 | B | | H |
| 4A | 83/85 | Dark Teal Metallic | ★ | 5868 | | | | | | | |
| 4J | 81/86 | Med. Dark Spruce Metallic | ★ | 5731 | | | | | | | |



BUY IT NOW!

Click Here To Order



1980/89
LIGHT TRUCK

LACQUERS AND SYNTHETIC ENAMELS
EXTERIOR PAINTS - U.S. USAGE

| C O D E | YEAR | NAME | ACRYLIC ENAMEL | | | | ACRYLIC LACQUER | | | |
|---|-------|------------------------------|----------------|---------|-----|-------------|-----------------|--------|------|-----|
| | | | PART NUMBER | | | | PART NUMBER | | | |
| | | | PREFIX BASE | SUFFIX | | | PREFIX BASE | SUFFIX | | |
| 1/2 OZ. | QT. | 5 OZ. SPRAY | | 1/2 OZ. | QT. | 5 OZ. SPRAY | | | | |
| Notes: The exterior spray paints listed below do not utilize a chlorofluorocarbon propellant system. — Cont'd | | | | | | | | | | |
| ● Certification label. ○ Clear Coat Colors | | | | | | | | | | |
| 4N | 81 | Medium Spruce Metallic | ★ | 5728 | | | | | | |
| 4N | 88/ | Wild Strawberry | | | | | | ○ AL81 | 6342 | B H |
| 4U | 87/ | Dark Alpine Green Metallic | | | | | | ○ AL81 | 6176 | B |
| 4W | 83 | Medium Teal Metallic | ★ | 5875 | | | | | | |
| 51 | 84/87 | Medium Fire Red | | | | | | AL81 | 5945 | B H |
| 53 | 84/86 | Medium Desert Tan | | | | | | AL81 | 5948 | H |
| 55 | 81/82 | Medium Fawn Metallic | ★ | 5729 | | | | | | |
| 5A | 82 | Medium Fawn Metallic | ★ | 5899 | | | | | | |
| 5C | 83 | Med. Cadet Blue Metallic | ★ | 5914 | | | | | | |
| 5E | 81 | Light Fawn | ★ | 5721 | | | | | | |
| 5G | 81/82 | Dark Caramel Metallic | ★ | 5757 | | | | | | |
| 5H | 81/82 | Light Fawn Metallic | ★ | 5730 | | | | | | |
| 5K | 82 | Light Fawn Metallic | | | | | | AL81 | 5903 | H |
| 5Q | 80/83 | Dark Brown Metallic | ★ | 5477 | | | | | | |
| 5T | 80/81 | Bright Caramel | ★ | 5663 | | | | | | |
| 5U | 83/87 | Dark Walnut Metallic | ★ | 5856 | | | | | | |
| 5V | 81 | Dark Brown Metallic | ★ | 5732 | | | | | | |
| 5Z | 86/87 | Pastel Desert Tan Metallic | | | | | | ★ | 6100 | |
| 61 | 83/84 | Medium Yellow | ★ | 5791 | | | | | | |
| 62 | 81 | Antique Cream | ★ | 5531 | | | | | | |
| 63 | 89 | Medium Light Sand Metallic | | | | | | ○ AL81 | 6010 | B H |
| 64 | 89 | Pastel Sandalwood | | | | | | AL81 | 6333 | B H |
| 6B | 80 | Sand Metallic | ★ | 5738 | | | | | | |
| 6D | 80 | Pastel Sand | ★ | 5620 | | | | | | |
| 6F | 80 | Desert Gold Metallic | ★ | 5619 | | | | | | |
| 6N | 80 | Bright Yellow | | | | | | AL81 | 5733 | B |
| 6U | 81/82 | Light Tan | ★ | 5441 | | | | | | |
| 6Z | 82 | Pastel French Vanilla | ★ | 5787 | | | | | | |
| 74 | 82 | Medium Spruce | ★ | 5807 | | | | | | |
| 76 | 80 | Light Medium Pine | ★ | 5610 | | | | | | |
| 7A | 86/ | Light Regatta Blue | | | | | | AL81 | 6047 | B H |
| 7B | 82 | Light Spruce Metallic | ★ | 5819 | | | | | | |
| 7B | 86/87 | Shadow Blue Metallic | | | | | | AL81 | 6048 | B |
| 7E | 89 | Light Crystal Blue | | | | | | ○ AL81 | 6328 | B H |
| 7F | 89 | Twilight Blue | | | | | | ○ AL81 | 6290 | B H |
| 7G | 85 | Medium Regatta Blue Metallic | ★ | 5970 | | | | | | |
| 7H | 85/ | Bright Regatta Blue Metallic | | | | | | AL81 | 5979 | B H |
| 7J | 86/87 | Med. Light Regatta Blue Met. | | | | | | ○ AL81 | 6096 | B |
| 7K | 87/88 | Dark Shadow Blue Metallic | | | | | | ○ AL81 | 6196 | B |
| 7M | 80/81 | Dark Pine Metallic | | | | | | AL81 | 5612 | H |
| 7N | 88/ | Dark Shadow Blue Metallic | | | | | | ○ AL81 | 6196 | B H |
| 82 | 82 | Medium Fawn Metallic | ★ | 5810 | | | | | | |
| 89 | 81/82 | Fawn | ★ | 5726 | | | | | | |
| 8A | 80/81 | Dark Chamois Metallic | ★ | 5667 | | | | | | |
| 8D | 81/83 | Medium Bittersweet Metallic | ★ | 5736 | | | | | | |
| 8E | 86 | Medium Copper Metallic | | | | | | ○ AL81 | 6105 | B |
| 8G | 82/84 | Medium Bittersweet Metallic | ★ | 5897 | | | | | | |



BUY IT NOW!

Click Here To Order



LACQUERS AND SYNTHETIC ENAMELS
EXTERIOR PAINTS – U.S. USAGE

| C O D E | YEAR | NAME | ACRYLIC ENAMEL | | | | ACRYLIC LACQUER | | | |
|------------------|------|------|----------------|------|---------|-----|-----------------|--------|--------|---------|
| | | | PART NUMBER | | SUFFIX | | PART NUMBER | | SUFFIX | |
| | | | PREFIX | BASE | 1/2 OZ. | QT. | 5 OZ. SPRAY | PREFIX | BASE | 1/2 OZ. |

Notes: The exterior spray paints listed below do not utilize a chlorofluorocarbon propellant system. — Cont'd
• Certification label. ø Clear Coat Colors

| | | | | | | | | | | | | |
|----|-------|----------------------------|---|------|--|--|--|--------|------|---|--|---|
| 8J | 83 | Copper | ★ | 5697 | | | | | | | | |
| 8N | 83 | Dark Cordovan Metallic | ★ | 5496 | | | | | | | | |
| 8Q | 80 | Medium Copper | ★ | 5475 | | | | | | | | |
| 8Q | 84/86 | Light Desert Tan | | | | | | AL81 | 5934 | B | | H |
| 8W | 80 | Chamois Metallic | ★ | 5739 | | | | | | | | |
| 8Z | 89 | Medium Sand Metallic | | | | | | AL81 | 6114 | B | | H |
| 93 | 88 | Chestnut | | | | | | ø AL81 | 6260 | B | | H |
| 95 | 88/ | Dark Chestnut Metallic | | | | | | AL81 | 6262 | B | | H |
| 97 | 88 | Dark Chestnut Metallic | | | | | | ø AL81 | 6262 | B | | H |
| 9A | 80/85 | White | | | | | | AL81 | 1619 | B | | H |
| 9C | 84/85 | Light Copper Metallic | | | | | | AL81 | 5943 | B | | |
| 9D | 84/86 | White | | | | | | AL81 | 5418 | B | | H |
| 9H | 84 | Medium Desert Tan Metallic | ★ | 5949 | | | | | | | | |
| 9J | 89 | Glacier White | | | | | | AL81 | 6406 | B | | H |
| 9M | 86/ | White | | | | | | AL81 | 6210 | B | | H |
| 9N | 85/ | Medium Desert Tan Metallic | | | | | | AL81 | 5916 | B | | H |
| 9P | 83/84 | Medium Desert Tan | ★ | 5853 | | | | | | | | |
| 9Q | 83/84 | Light Desert Tan | ★ | 5852 | | | | | | | | |
| 9R | 86/87 | Dark Charcoal Metallic | | | | | | ø AL81 | 6101 | B | | |
| 9T | 87/ | Light Chestnut | | | | | | AL81 | 6190 | B | | H |
| 9U | 86/87 | Dark Walnut Metallic | | | | | | ★ | 6107 | | | |
| 9V | 83/84 | Light Charcoal Metallic | | | | | | AL81 | 5865 | | | H |
| 9W | 83/85 | Dark Charcoal Metallic | ★ | 5888 | | | | | | | | |
| 9Y | 83/85 | Dark Walnut Metallic | | | | | | AL81 | 5858 | B | | H |
| 9Z | 88/ | Light Charcoal Metallic | | | | | | ø AL81 | 6041 | B | | |

LACQUERS AND SYNTHETIC ENAMELS
EXTERIOR PAINTS – CANADIAN USAGE

| C O D E | YEAR | NAME | ACRYLIC ENAMEL | | | | ACRYLIC LACQUER | | | |
|------------------|------|------|----------------|------|---------|-----|-----------------|------|------------|-----|
| | | | PART NUMBER | | SUFFIX | | PART NUMBER | | SPRAY BOMB | |
| | | | PREFIX | BASE | 1/2 OZ. | QT. | PREFIX | BASE | 1/2 OZ. | QT. |

Note: • Certification label ø Clear Coat Colors

| | | | | | | | | | | | | |
|----|-------|-------------------------|--|--|--|--|--|--------|------|----|---|--|
| | 80/ | Primer/Filler | | | | | | AL81 | 1000 | B | | |
| | 80/ | Flat Black | | | | | | AL81 | 1724 | GB | | |
| | 80/ | Clear Gloss Lacquer | | | | | | AL81 | 6000 | B | | |
| 14 | 86/87 | Light Charcoal Metallic | | | | | | ø AL81 | 6041 | B | | |
| | | | | | | | | ø AR60 | 6041 | | C | |
| 1C | 80/ | Black | | | | | | AL81 | 1724 | B | | |
| 1D | 86/ | Dark Charcoal Metallic | | | | | | AL81 | 6044 | B | | |
| 1E | 85 | Light Charcoal Metallic | | | | | | AL81 | 5967 | | B | |
| 1G | 80/84 | Silver Metallic | | | | | | ★ | 5299 | | | |
| 1G | 86/ | Light Charcoal Metallic | | | | | | AL81 | 6214 | B | | |



BUY IT NOW!

Click Here To Order



LACQUERS AND SYNTHETIC ENAMELS
EXTERIOR PAINTS – CANADIAN USAGE

| C O D E | YEAR | NAME | ACRYLIC ENAMEL | | | ACRYLIC LACQUER | | | SPRAY BOMB 6 OZ. |
|--|-------|----------------------------------|----------------|--------|--|-----------------|--------|---|---------------------|
| | | | PART NUMBER | | | PART NUMBER | | | |
| | | | PREFIX BASE | SUFFIX | | PREFIX BASE | SUFFIX | | |
| | | | 1/2 OZ. | QT. | | 1/2 OZ. | QT. | | |
| Note: ● Certification label ○ Clear Coat Colors — Cont'd | | | | | | | | | |
| 1J | 88 | Dark Charcoal Metallic | | | | ○ AL81 | 6101 | B | |
| 1P | 80/84 | Medium Gray Metallic | ★ | 5523 | | | | | |
| 1Q | 88 | Light Charcoal Metallic | | | | ○ AL81 | 6041 | B | |
| 23 | 86 | Dark Canyon Red Metallic | | | | ○ AL81 | 6103 | B | |
| 25 | 87 | Dark Canyon Red Metallic | ★ | 6198 | | | | | |
| 26 | 88 | Medium Red | | | | ○ AL81 | 6158 | B | |
| 27 | 87/ | Medium Red | | | | AL81 | 6153 | B | |
| 28 | 86 | Medium Canyon Red Metallic | | | | ○ AL81 | 6110 | B | |
| 2A | 85/86 | Medium Canyon Red Metallic | ★ | 5924 | | | | | |
| 2C | 84/87 | Dark Canyon Red Metallic | | | | AL81 | 5925 | B | |
| 2D | 88/ | Medium Light Canyon Red | | | | AL81 | 6236 | B | |
| 2E | 84/87 | Light Canyon Red | | | | AL81 | 5944 | B | |
| 2G | 83/84 | Bright Bittersweet | ★ | 5680 | | | | | CEOAZ 19500-G |
| 2H | 88/ | Dark Canyon Red | | | | AL81 | 6156 | B | |
| 2K | 80/84 | Candy Apple Red | | | | AL81 | 5681 | B | |
| 2L | 80/82 | Maroon | | | | AL81 | 5682 | B | |
| 2S | 83 | Medium Red Metallic | ★ | 5869 | | | | | |
| 31 | 83 | Pastel Cadet Blue | ★ | 5851 | | | | | |
| 32 | 82/83 | Light Blue | ★ | 5829 | | | | | |
| 34 | 80/81 | Medium Blue | ★ | 5041 | | | | | |
| 34 | 85/87 | Light Regatta Blue | | | | ★ | 5981 | | |
| 35 | 83 | Lt. Cadet Blue Metallic | ★ | 5864 | | | | | |
| 3B | 80/81 | Midnight Blue Metallic | ★ | 5660 | | | | | |
| 3D | 80/82 | Dark Blue Metallic | ★ | 5664 | | | | | |
| 3E | 88 | Med. Lt. Regatta Blue Metallic | | | | ○ AL81 | 6096 | B | |
| 3F | 80/84 | Light Medium Blue | ★ | 5608 | | | | | |
| 3H | 81 | Medium Blue Metallic | ★ | 5613 | | | | | |
| 3J | 83 | Lt. Harbor Blue Metallic | ★ | 5918 | | | | | |
| 3J | 86/87 | Med. Light Regatta Blue Metallic | ★ | 6086 | | | | | |
| 3L | 82/85 | Dark Blue Metallic | | | | ★ | 5616 | | |
| 3P | 82/84 | Medium Blue Metallic | ★ | 5783 | | | | | |
| 3R | 88/ | Med. Shadow Blue Metallic | | | | AL81 | 6225 | B | |
| 3U | 86 | Dark Regatta Blue | | | | AL81 | 6008 | B | |
| 42 | 87/ | Dark Alpine Green Metallic | | | | AL81 | 6176 | B | |
| 43 | 89 | Hunter Green | | | | ○ AL81 | 6338 | B | |
| 49 | 88/ | Dark Charcoal Metallic | | | | ○ AL81 | 6101 | B | |
| 4A | 83/85 | Dark Teal Metallic | ★ | 5868 | | | | | |



BUY IT NOW!

Click Here To Order



**1980/89
LIGHT TRUCK**

**LACQUERS AND SYNTHETIC ENAMELS
EXTERIOR PAINTS – CANADIAN USAGE**

| C O D E | YEAR | NAME | ACRYLIC ENAMEL | | | ACRYLIC LACQUER | | | |
|--|-------|------------------------------|----------------|------|--------|-----------------|------|--------|--|
| | | | PART NUMBER | | | PART NUMBER | | | |
| | | | PREFIX | BASE | SUFFIX | PREFIX | BASE | SUFFIX | |
| 1/2 OZ. | QT. | 1/2 OZ. | | | | | | QT. | |
| Note: • Certification label ø Clear Coat Colors — Cont'd | | | | | | | | | |
| 4J | 81/86 | Med. Dark Spruce Metallic | ★ | 5731 | | | | | |
| 4N | 81 | Medium Spruce Metallic | ★ | 5728 | | | | | |
| 4N | 88 | Wild Strawberry | | | | ø AL81 | 6342 | B | |
| 4U | 87/ | Dark Alpine Green Metallic | | | | ø AL81 | 6176 | B | |
| 4W | 83 | Med. Teal Metallic | ★ | 5875 | | | | | |
| 51 | 84/87 | Medium Fire Red | | | | AL81 | 5945 | B | |
| 53 | 84/86 | Medium Desert Tan | ★ | 5948 | | | | | |
| 55 | 81/82 | Medium Fawn Metallic | ★ | 5729 | | | | | |
| 5A | 82 | Medium Fawn Metallic | ★ | 5899 | | | | | |
| 5C | 83 | Med. Cadet Blue Met. | ★ | 5914 | | | | | |
| 5E | 81 | Light Fawn | ★ | 5721 | | | | | |
| 5G | 81/82 | Dark Caramel | ★ | 5757 | | | | | |
| 5H | 81/82 | Light Fawn Metallic | ★ | 5730 | | | | | |
| 5K | 82 | Light Fawn Metallic | ★ | 5903 | | | | | |
| 5Q | 80/83 | Dark Brown Metallic | ★ | 5477 | | | | | |
| 5T | 80/81 | Bright Caramel | ★ | 5663 | | | | | |
| 5U | 83/87 | Dk. Walnut Metallic | ★ | 5856 | | | | | |
| 5V | 81 | Dark Brown Metallic | ★ | 5732 | | | | | |
| 5Z | 86/87 | Pastel Desert Tan Metallic | | | | ★ | 6100 | | |
| 61 | 83/84 | Medium Yellow | ★ | 5791 | | | | | |
| 62 | 81 | Antique Cream | ★ | 5531 | | | | | |
| 63 | 89 | Med. Lt. Sand Metallic | | | | ø AL81 | 6010 | B | |
| 64 | 89 | Pastel Sandalwood | | | | AL81 | 6333 | B | |
| 6B | 80 | Sand Metallic | ★ | 5738 | | | | | |
| 6D | 80 | Pastel Sand | ★ | 5620 | | | | | |
| 6F | 80 | Desert Gold Metallic | ★ | 5619 | | | | | |
| 6N | 80 | Bright Yellow | | | | AL81 | 5733 | B | |
| 6U | 81/82 | Light Tan | | | | AL81 | 5441 | B | |
| 6Z | 82 | Pastel French Vanilla | ★ | 5787 | | | | | |
| 74 | 82 | Medium Spruce | ★ | 5807 | | | | | |
| 76 | 80 | Light Medium Pine | ★ | 5610 | | | | | |
| 7A | 86/ | Light Regatta Blue | | | | AL81 | 6047 | B | |
| 7B | 82 | Light Spruce Metallic | ★ | 5819 | | | | | |
| 7B | 86/87 | Shadow Blue Metallic | | | | AL81 | 6048 | B | |
| 7E | 89 | Light Crystal Blue | | | | ø AL81 | 6328 | B | |
| 7F | 89 | Twilight Blue | | | | ø AL81 | 6290 | B | |
| 7G | 85 | Medium Regatta Blue Metallic | ★ | 5970 | | | | | |
| 7H | 85/ | Bright Regatta Blue Metallic | | | | AL81 | 5979 | B | |
| 7J | 86/87 | Med. Lt. Regatta Blue Met. | | | | ø AL81 | 6096 | B | |

100% SATISFACTION GUARANTEED

BUY IT NOW!

Click Here To Order

PayPal American Express Discover MasterCard VISA

1980/89
LIGHT TRUCK

LACQUERS AND SYNTHETIC ENAMELS
EXTERIOR PAINTS – CANADIAN USAGE

| C O D E | YEAR | NAME | ACRYLIC ENAMEL | | | ACRYLIC LACQUER | | | |
|--|-------|-----------------------------|----------------|-------------------------|-------------|-------------------------|-------------------------|--|---------------------|
| | | | PART NUMBER | | PART NUMBER | | PART NUMBER | | SPRAY BOMB 6 OZ. |
| | | | PREFIX BASE | SUFFIX 1/2 OZ. QT. | PREFIX BASE | SUFFIX 1/2 OZ. QT. | SUFFIX 1/2 OZ. QT. | | |
| Note: • Certification label ◊ Clear Coat Colors — Cont'd | | | | | | | | | |
| 7K | 87/88 | Dark Shadow Blue Metallic | | | ◊ AL81 | 6196 | B | | |
| 7M | 80/81 | Dark Pine Metallic | ★ | 5612 | | | | | |
| 7N | 88/ | Dark Shadow Blue Metallic | | | ◊ AL81 | 6196 | B | | |
| 82 | 82 | Medium Fawn Metallic | ★ | 5810 | | | | | |
| 89 | 81/82 | Fawn | ★ | 5726 | | | | | |
| 8A | 80/81 | Dark Chamois Metallic | ★ | 5667 | | | | | |
| 8D | 81/83 | Medium Bittersweet Metallic | ★ | 5736 | | | | | |
| 8E | 86 | Medium Copper Metallic | | | ◊ AL81 | 6105 | B | | |
| 8G | 82/84 | Med. Bittersweet Metallic | ★ | 5897 | | | | | |
| 8J | 83 | Copper | ★ | 5697 | | | | | |
| 8N | 83 | Dark Cordovan Metallic | ★ | 5496 | | | | | |
| 8Q | 80 | Medium Copper | ★ | 5475 | | | | | |
| 8Q | 84/86 | Light Desert Tan | | | AL81 | 5934 | B | | |
| 8W | 80 | Chamois Metallic | ★ | 5739 | | | | | |
| 8Z | 89 | Med. Sand Metallic | | | AL81 | 6114 | B | | |
| 93 | 88 | Chestnut | | | ◊ AL81 | 6260 | B | | |
| 95 | 88/ | Dark Chestnut Metallic | | | AL81 | 6262 | B | | |
| 97 | 88 | Dark Chestnut Metallic | | | ◊ AL81 | 6262 | B | | |
| 9A | 80/85 | White | | | AL81 | 1619 | B | | |
| 9C | 84/85 | Light Copper Metallic | | | AL81 | 5943 | B | | |
| 9D | 84/86 | White | | | AL81 | 5418 | B | | |
| 9H | 84 | Medium Desert Tan Metallic | ★ | 5949 | | | | | |
| 9J | 89 | Glacier White | | | AL81 | 6406 | B | | |
| 9M | 86/ | White | | | AL81 | 6210 | B | | |
| 9N | 85/ | Medium Desert Tan Metallic | | | AL81 | 5916 | B | | |
| 9P | 83/84 | Medium Desert Tan | ★ | 5853 | | | | | |
| 9Q | 83/84 | Light Desert Tan | ★ | 5852 | | | | | |
| 9R | 86/87 | Dark Charcoal Metallic | | | ◊ AL81 | 6101 | B | | |
| 9T | 87/ | Light Chestnut | | | AL81 | 6190 | B | | |
| 9U | 86/87 | Dark Walnut Metallic | | | ★ | 6107 | | | |
| 9V | 83/84 | Light Charcoal Metallic | | | AL81 | 5865 | B | | |
| 9W | 83/85 | Dark Charcoal Metallic | ★ | 5888 | | | | | |
| 9Y | 83/85 | Dark Walnut Metallic | | | AL81 | 5858 | B | | |
| 9Z | 88/ | Light Charcoal Metallic | | | ◊ AL81 | 6041 | B | | |



BUY IT NOW!

Click Here To Order



APPEARANCE and MAINTENANCE MATERIALS
U.S. USAGE

Note: The aerosol products listed below do not utilize a chlorofluorocarbon propellant system.

| PART NUMBER | DESCRIPTION | PART NUMBER | DESCRIPTION |
|---|--|----------------|---|
| PAINTS and REFINISHING MATERIALS | | | |
| D7AZ 19000-A | Paint (argent lacquer)- - 13 oz. aerosol spray can | ★ E9AZ 19503-B | Paint assortment-"Lacquer" - - (24) 5 oz. spray cans of 1989 exterior colors-NR (7/89) |
| ★ E9AZ 19503-A | Paint assortment-"Lacquer" - - (24) 1/2 oz. touch-up tubes of 1989 exterior colors-NR (7/89) | E9AZ 19503-C | Paint assortment "Lacquer" - - (12) 13 oz. spray cans of 1989 interior colors-NR (7/89) |

CLEANERS, WAXES and POLISHES

| | | | |
|----------------|--|----------------|--|
| B7A 19520-AA | Tar and road oil remover - - (12) 16 oz. cans | E0AZ 19526-AA | Triple Clean-for leather and vinyl trim -vinyl and convertible tops -not for use on cloth fabrics - - (12) 16 oz. bottles w/pump spray |
| B7A 19521-AA | Spot and stain remover - - (12) 1 pt. cans | E0AZ 19526-B | Cleaner-white wall tire - - (12) 16 oz. plastic spray bottles |
| E0AZ 19521-AA | Cleaner (leather and vinyl) - - (12) 16 oz. plastic bottles with pump spray | | |
| ★ 8A 19522 | Bright metal cleaner - - (12) 1 pt. cans -r/b 8A 19522-A (7/89) | E0AZ 19526-BA | Whitewall tire cleaner - extra-strength - - (12) 16 fl. oz. bottles |
| 8A 19522-A | Custom bright metal cleaner-(12) 16 fl. oz. bottles | E0AZ 19526-C | Cleaner-white wall tire - - (4) 1 gal. bottles |
| B8A 19523-AA | Cleaner (multi-purpose) concentrate - for -vinyl and leather trim -white sidewall tires -vinyl and convertible tops -automobile rugs and upholstery -automobile exteriors - - (6) 32 oz. plastic bottles | ★ E2AZ 19526-A | Automotive fabric spot lifter - for use on most automotive cloth fabrics and carpets - - (12) 6.5 oz. aerosol cans w/brush cap r/b E8AZ 19526-A (11/89) |
| B8A 19523-B | Cleaner (multi-purpose) concentrate - for -vinyl and leather trim -white sidewall tires -vinyl and convertible tops -automobile rugs and upholstery -automobile exteriors - - (6) 1 gal. plastic bottles | E8AZ 19526-A | Soil and spot lifter - for use on most automotive pile-type fabrics - - (12) 8 oz. plastic bottles |
| B8A 19523-C | Cleaner (multi-purpose) concentrate - for -vinyl and leather trim -white sidewall tires -vinyl and convertible tops -automobile rugs and upholstery -automobile exteriors - - 55 gal. drum | F2AZ 19526-AA | Triple clean-for leather and vinyl trim-vinyl and convertible tops-not for use on cloth fabrics - - (1) 1 gal. "liqui-box" container |
| E8AZ 19523-AA | Upholstery Cleaner (extra strength) - - (12) 14 oz. aerosol cans | B7AZ 19530-AA | Custom silicone gloss polish - - (12) 16 fl. oz. bottles |
| C9AZ 19523-A | Wash and wax concentrate - - (4) 1 gal. plastic containers | B7A 19530-B | New car prep - - (2) 1 gal. cans |
| ★ D6AZ 19523-A | Wash and wax concentrate - - (12) 16 oz plastic containers-r/b D6AZ 19523-AA(11/89) | ★ E6AZ 19530-A | Vinyl Protectant - used to enhance the beauty of interior and exterior vinyl, rubber, leather and plastic surfaces - - (12) 12 fl. oz. (0.355l) pump spray plastic bottles-r/b E6AZ 19530-AA(6/91) |
| D6AZ 19523-AA | One-step wash and wax concentrate - - (12) 16 fl. oz. bottles | E6AZ 19530-AA | Custom Vinyl Protectant-used to enhance the beauty of interior and exterior vinyl, rubber, leather and plastic surfaces - - (12) 12 fl. oz. bottles w/pump spray |
| F2AZ 19523-A | One-step wash and wax concentrate - - (12) 16 fl. oz. bottles | ★ E6AZ 19530-B | Vinyl Protectant - used to enhance the beauty of interior and exterior vinyl, rubber, leather and plastic surfaces - - (4) 1 gal. (3.785l) plastic bottles-NR |
| F2AZ 19523-B | Wash and wax concentrate - - (4) 1 gal. plastic containers | F2VY 19530-B | Super Premium Tire & Trim Dressing-used to add a brilliant, long lasting shine to tires, rubber and trim - - (4) 1 gal. bottles |
| F2AZ 19523-C | Wash and wax concentrate - - (1) 5 gal. "liqui-box" container | F2ZZ 19530-AA | Custom silicone gloss polish - - (1) 5 gal. "liqui-box" container |
| F2DZ 19523-AA | Multi-purpose cleaner - - for vinyl and leather trim, white sidewall tires, vinyl and convertible tops, automobile carpets and upholstery, automobile exteriors - - (1) 5 gal. "liqui-box" container | F2AZ 19530-A | Custom Vinyl Protectant - used to enhance the beauty of interior and exterior vinyl, rubber, leather and plastic surfaces - - (12) 12 fl. oz. bottles w/pump spray |

100% SATISFACTION GUARANTEED

BUY IT NOW!

Click Here To Order

PayPal American Express Discover MasterCard VISA

1980/89
LIGHT TRUCK

APPEARANCE and MAINTENANCE MATERIALS
U.S. USAGE

Note: The aerosol products listed below do not utilize a chlorofluorocarbon propellant system.

| PART NUMBER | DESCRIPTION | PART NUMBER | DESCRIPTION |
|-------------------------------------|---|----------------|---|
| CLEANERS, WAXES and POLISHES | | | |
| F1AZ 19530-A | Clearcoat polish—for use on all vehicles with clearcoat paint -- (12) 16 fl. oz. bottles | F2VY 19530-A | Super Premium Tire & Trim Dressing—used to add a brilliant, long lasting shine to tires, rubber and trim -- (12) 16 fl. oz. bottles w/sprayer |
| F2LY 19530-AA | Clearcoat polish—for use on all vehicles with clearcoat paint -- (1) 5 gal. "liqui-box" container | B4A 19534-A | Custom Paste Wax -- (12) 8 oz. cans |
| F2SZ 19530-AA | Custom Vinyl Protectant—used to enhance the beauty of interior and exterior vinyl, rubber, leather and plastic surfaces -- (1) 5 gal. "liqui-box" container | B4A 19534-AA | Custom Paste Wax -- (12) 8 oz. cans |
| | | ★ E4AZ 19534-A | Custom Cream Wax—w/applicator -- (12) 8 oz. containers—r/b E4AZ 19534-AA (11/89) |
| | | E4AZ 19534-AA | Custom Cream Wax—w/applicator -- (12) 8 oz. cans |

CLEAR VISION AIDS

| | | | |
|----------------|---|---------------|---|
| E4AZ 19C507-AA | Ultra clear spray glass cleaner -- (12) 18 oz. aerosol cans | C9AZ 19550-AA | Ultra clear windshield washer solution concentrate -- (12) 16 oz. plastic bottles |
| | | C9AZ 19550-BA | Ultra clear windshield washer solution concentrate -- (12) 32 oz. plastic bottles |

COOLING SYSTEM AIDS

| | | | |
|------------------|---|----------------|--|
| ★ D6AZ 19A503-AA | Cooling system fast flush (non acid) -- (12) 12 oz. cans—r/b F1AZ 19A503-A(12/91) | D9AZ 19558-A | Protector pellets (cooling system) -- 2 pellets per card—24 cards per carton |
| F1AZ 19A503-A | Cooling System Flush (non acid) -- (12) 11 fl. oz. cans | *RA 1 | Kit—protector pellets (cooling system) -- consists of 48 pellet cards and 1 fender cover |
| E2FZ 19549-AA | Cooling System Fluid—permanent anti-freeze -- (6) 1 gal. (3.79l) jugs | D9AZ 19558-PAK | *RA 1000 |
| E2FZ 19549-B | Cooling System Fluid—permanent anti-freeze -- 55 gal. (208l) drum | E6AZ 19558-A | Protector powder (cooling system) -- (20) 3/4 oz. tubular plastic containers on a display carton |
| | | *RA-2 | |

APPEARANCE and MAINTENANCE MATERIALS
U.S. USAGE

Note: The aerosol products listed below do not utilize a chlorofluorocarbon propellant system.

| PART NUMBER | FORD SPECIFICATION NUMBER | DESCRIPTION |
|-------------|---------------------------|-------------|
|-------------|---------------------------|-------------|

MOTOR OILS and LUBRICANTS

Note: Always refer to the owners manual or Ford shop manual to verify the proper specification number before ordering.

| | | |
|-----------------|--------------|--|
| C6AZ 19542-AA | ESA M6C25-A | Brake and hydraulic clutch fluid (extra heavy duty)—for vehicles w/disc or drum brakes -- (24) 16 oz. cans |
| C6AZ 19542-BA | ESA M6C25-A | Brake and hydraulic clutch fluid (extra heavy duty)—for vehicles w/disc or drum brakes -- (12) 1 qt. cans |
| C8AZ 19B546-A | EST M2C118-A | Additive—friction modifier—hypoid gear -- (12) 4 oz. (118.28 ml.) plastic bottle —for front and rear locking type axles |
| ★ D8DZ 19C547-A | ESP M2C83-C | Lubricant (for manual 3, 4 and 5 speed trans.) -- 5 gal. (18.927 liters) pail r/b F2ZZ 19C547-A (12/91) |
| F2ZZ 19C547-A | ESP M2C83-C | Lubricant (80W—for manual 3 and 4 speed trans. and Fiesta manual transaxle) -- 1 qt. (0.946 litre) bottle |
| C0AZ 19553-AA | ESR M13P4-A | Silicone lubricant (jell type) -- 8 oz. (226.80 g) tube |
| D7AZ 19553-AA | ESR M13P4-A | Silicone lubricant -- 15 oz. (443.55 ml.) aerosol spray can |
| E2SZ 19553-A | ESE M2C160-A | Dry Film Lubricant -- reduces friction resulting from metal to metal contact and helps provide corrosion resistance -- 4 oz. can |
| C3AZ 19578-A | ESW M1C87-A | Steering Gear Grease -- (4)—14 1/2 oz. (411.075 g) cartridges |
| B7A 19579-C | | Crankcase conditioner and rust inhibitor—for gasoline engines only -- (12) 16 oz. (473.12 ml.) cans |



BUY IT NOW!

Click Here To Order



**APPEARANCE and MAINTENANCE MATERIALS
U.S. USAGE**

Note: The aerosol products listed below do not utilize a chlorofluorocarbon propellant system.

| PART NUMBER | FORD SPECIFICATION NUMBER | DESCRIPTION |
|---|---------------------------|--|
| MOTOR OILS and LUBRICANTS — Cont'd | | |
| ★ D9AZ 19579-CA | ESR M99C80-A | Oil conditioner—for gasoline engines only—(12) 16 fl. oz. cans—r/b D9AZ 19579-D |
| D9AZ 19579-D | ESR M99C80-A | Engine assemble lubricant—(gas engines)—(12) 16 fl. oz. cans |
| *XG 1-C | ESA M1C75-B | Grease—premium long-life — (40) 14 oz. (396 g) cartridges |
| *XG 1-K | ESA M1C75-B | Grease—premium long-life — 120 lb. keg |
| ★ *XO 10W30-BP | ESR M2C127-B | Motor oil (Premium)—10W30 — 1 gal. (bulk) —for all gas engines and diesel engines exc. turbo—r/b XO 10W30-BSP(2/90) |
| ★ *XO 10W30-DP | ESR M2C127-B | Motor oil (Premium)—10W30 — 55 gal. (208.2 l) drum —for all gas engines and diesel engines exc. turbo—r/b XO 10W30-DSP(2/90) |
| ★ *XO 10W30-QP | ESR M2C127-B | Motor oil (Premium)—10W30 — (12) 1 qt. (0.946 l) cans —for all gas engines and diesel engines exc. turbo—r/b XO 10W30-QSP(2/90) |
| *XO 10W30-BSP | ESR M2C129-C | Motor oil (Super Premium)—10W30 — 1 gal. (bulk) — gas engines only |
| *XO 10W30-DSP | ESR M2C129-C | Motor oil (Super Premium)—10W30 — 55 gal. drum (208.2 l) — gas engines only |
| *XO 10W30-QSP | ESR M2C129-C | Motor oil (Super Premium)—10W30 — (12) 1 qt. (0.946 l) cans |
| *XO 20W40-BP | ESR M2C127-B | Motor oil (Premium)—20W40 — 1 gal. (bulk) —for all gas engines and diesel engines exc. turbo |
| *XO 20W40-DP | ESR M2C127-B | Motor oil (Premium)—20W40 — 55 gal. (208.2 l) drum —for all gas engines and diesel engines exc. turbo |
| *XO 20W40-QP | ESR M2C127-B | Motor oil (Premium)—20W40 — (12) 1 qt. (0.946 l) cans —for all gas engines and diesel engines exc. turbo |
| *XO 5W30-BSP | ESR M2C129-C | Motor oil (Super Premium)—5W30 — 1 gal. (bulk) — gas engines only |
| *XO 5W30-DSP | ESR M2C129-C | Motor oil (Super Premium)—5W30 — 55 gal. drum — gas engines only |
| *XO 5W30-QSP | ESR M2C129-C | Motor oil (Super Premium)—5W30 — (12) 1 qt. (0.946 l) cans — gas engines only |
| *XO 10W40-BSP | ESR M2C129-C | Motor oil (Super Premium)—10W40 — 1 gal. (bulk) — gas engines only |
| *XO 10W40-DSP | ESR M2C129-C | Motor oil (Super Premium)—10W40 — 55 gal. (208.2 l) drum — gas engines only |
| *XO 10W40-QSP | ESR M2C129-C | Motor oil (Super Premium)—10W40 — (12) 1 qt. (0.946 l) cans — gas engines only |
| *XO 30-BSD | ESR M2C171-A | Motor oil (Super Duty)—30W — 1 gal. (bulk) —for gas and diesel engines |
| *XO 30-DSD | ESR M2C171-A | Motor oil (Super Duty)—30W — 55 gal. (208.2 l) drum —for gas and diesel engines |
| *XO 30-QSD | ESR M2C171-A | Motor oil (Super Duty)—30W — (12) 1 qt. (0.946 l) cans —for gas and diesel engines |
| *XO 15W40-BSD | ESR M2C171-A | Motor oil (Super Duty)—15W40 — 1 gal. (bulk) —for gas and diesel engines |
| *XO 15W40-DSD | ESR M2C171-A | Motor oil (Super Duty)—15W40 — 55 gal. (208.2 l) drum —for gas and diesel engines |
| *XO 15W40-QSD | ESR M2C171-A | Motor oil (Super Duty)—15W40 — (12) 1 qt. (0.946 l) cans —for gas and diesel engines |
| C6AZ 19580-E | ESW M2C105-A | Hypoid gear lubricant—for front and rear Dana axles—1 gal. (3.785 liters) can |
| ★ E0AZ 19580-AA | ESP M2C154-A | Hypoid gear lubricant—for Ford design rear axles only—use with friction modifier C8AZ-19B546-A in Ford Traction-Lok axles—(12) 1 qt. (.946 litres) plastic containers with spouts—r/b XY 90-QL (10/90) |
| E0AZ 19580-B | ESP M2C154-A | Hypoid gear lubricant—for Ford design rear axles only—use with friction modifier C8AZ-19B546-A in Ford Traction-Lok axles — (6) 1 gal. (3.785 liter) containers |
| E0AZ 19580-C | ESP M2C154-A | Hypoid gear lubricant — for Ford design rear axles only—use with friction modifier C8AZ-19B546-A in Ford Traction-Lok axles — 120 lb. (54.4 kg.) keg |

100% SATISFACTION GUARANTEED

BUY IT NOW!

Click Here To Order

PayPal, Discover, MasterCard, VISA

1980/89
LIGHT TRUCK

APPEARANCE and MAINTENANCE MATERIALS
U.S. USAGE

Note: The aerosol products listed below do not utilize a chlorofluorocarbon propellant system.

| PART NUMBER | FORD SPECIFICATION NUMBER | DESCRIPTION |
|---|---------------------------|--|
| MOTOR OILS and LUBRICANTS — Cont'd | | |
| F1TZ | 19580-B | WSL M2C192-A Hypoid gear lubricant -- H/P 75W (use w/Dana 80 front axle) -- 1 qt. (0.946 litre) bottle |
| D2AZ | 19581-A | ESF M1C160-A Speedometer Cable Lubricant -- 1 lb. (0.453 kg) can |
| E6TZ | 19581-A | ESF M1C160-A Speedometer Cable Lubricant -- 8 oz. (226.8 Gram) can |
| * | | ESP M2C138-CJ Automatic Trans. Fluid--type "CJ"--Use "MERCON" for service |
| *XT | 1-BF | ESR M2C165-A Automatic Trans. Fluid--type "F" for P/S pumps--also see 19582 P/S fluid -- 1 gal. (bulk)--consult owners guide for proper application |
| *XT | 1-DF | ESW M2C33-F Automatic Trans. Fluid--type "F" for P/S pumps -- 55 gal. (208.2 litres) drum also see 19582 P/S fluid--consult owners guide for proper application |
| *XT | 1-QF | ESW M2C33-F Automatic Trans. Fluid--type "F" for P/S pumps -- (12) 1 qt. (0.946 litres) cans also see 19582 P/S fluid--consult owners guide for proper application |
| *XT | 2-BDX | MERCON® Automatic Trans. Fluid--type MERCON® for C3, C4, C6, and AOT--A/T only also used in 4x4 transfer case--1 gal. (bulk)--consult owners guide for proper application |
| *XT | 2-DDX | MERCON® Automatic Trans. Fluid--MERCON® for C3,C4,C6 and AOT--A/T only also used in 4 x 4 transfer case -- 55 gal. (208.2 l) drum --consult owners guide for proper application |
| *XT | 2-QDX | MERCON® Automatic Trans. Fluid--MERCON® for C3,C4,C6 and AOT--A/T only also used in 4 x 4 transfer case -- (12) 1 qt. (0.946 l) cans --consult owners guide for proper application |
| *XY | 90-KL | ESP M2C154-A Premium Rear Axle Lubricant--SAE90--for Ford design rear axles only--use with friction modifier C8AZ 19B546--A in Ford Traction--Lok axles--16 gal. drum |
| *XY | 90-QL | ESP M2C154-A Premium Rear Axle Lubricant--SAE90--for Ford design rear axles only--use with friction modifier C8AZ 19B546--A in Ford Traction--Lok axles--(12) 1 qt. (0.946 l) bottles |
| *E4AZ | 19582-E | ESP M2C166-H Automatic Trans. Fluid--type "H" for C5 A/T only -- (24) 1 qt. (0.946l) cans --r/b XT 2-QDX |
| E6AZ | 19582-AA | ESR M2C165-A Premium Power Steering Fluid -- use in P/S pumps requiring ESW M2C33-F type "F" A/T fluid. Can also be used to top-off A/T requiring type "F" fluid. Consult owners guide for proper application. -- (48) 12 fl. oz. long neck plastic bottles. |
| E6AZ | 19582-B | ESR M2C163-A2 Automatic Trans. Fluid--"DEXRON® II" synthetic -- for use in C3, C5, C6, AOD, ATX, and A4LD auto trans. design to use Dexron II or type "H" fluid when ambient temperature drops to arctic temperatures -- (12) 1 qt. (0.946l) plastic containers--consult owners guide for proper application Refer to TSB no. 86-11-17 |
| D9AZ | 19583-A | ESR M99B135-A Rubber lubricant (triple purpose) -- (4) 1 gal. (3.785 kg.) containers -- use to mount & demount tires, remove rubber squeaks and clean rubber parts |
| DOAZ | 19584-AA | ESR M1C159-A Multi-purpose Grease -- (4) 4 oz.(113.40 g.) aluminum tubes w/plastic cut off spout |
| D7AZ | 19584-AA | ESR M1C159-A Multi-purpose Grease -- 15 oz.(443.45 ml.) spray can |
| F2AZ | 19584-A | ESB M1C158-A Grease--electrical -- 2 oz. (56.7g) tube |
| D8AZ | 19587-AA | ESB M2C20-A Lock lubricant -- (12) 3.5 oz. aerosol cans w/snorkel |
| *C1AZ | 19590-BA | ESA M1C75-B Lubricant--long life -- (4) 14 1/2 oz. (411.075 g.) cartridges--NR |
| C1AZ | 19590-C | ESA M1C75-B Lubricant--long life -- 120 lb. (54.432 kg.) keg |
| C1AZ | 19590-D | ESA M1C75-B Lubricant--long life -- 25 lb. (11.34 kg.) pail |
| *C1AZ | 19590-E | ESA M1C75-B Lubricant--long life -- (4) 5 lb. (2.26 kg.) pails--NR |
| E0AZ | 19590-A | ESE M12A5-A Graphite Lubricant--for 4.2L intake manifold gaskets -- 4 fl. oz. (.118l) container w/brush |
| *E1AZ | 19590-A | ESA M1C189-A Speed control slip ring grease (str. whl. mounted) -- 8 oz. (.226 kg.) tube--r/b E8AZ 19590-A (10/89) |



BUY IT NOW!

Click Here To Order



APPEARANCE and MAINTENANCE MATERIALS
U.S. USAGE

Note: The aerosol products listed below do not utilize a chlorofluorocarbon propellant system.

| PART NUMBER | FORD SPECIFICATION NUMBER | DESCRIPTION |
|---|---------------------------|--|
| MOTOR OILS and LUBRICANTS — Cont'd | | |
| E8AZ | 19590-A | Slip Ring Grease—used w/steering wheel mounted speed control — 10 oz. (28.4g) tube |
| E1TZ | 19590-A | Grease—Automatic Hub Lock—for 4 x 4 vehicles with Warner Gear auto. locking hubs — 5 oz. tube |
| E8TZ | 19590-A | Wheel Bearing Grease—Hi temp—used to lube frt. spindle brgs., wheel brgs. & U-joints on Lt. Truck & Bronco 4x4 — 14 oz. (397g) cartridge |

APPEARANCE and MAINTENANCE MATERIALS
U.S. USAGE

Note: The aerosol products listed below do not utilize a chlorofluorocarbon propellant system.

| PART NUMBER | DESCRIPTION | PART NUMBER | DESCRIPTION |
|------------------------------|--|-------------|---|
| SEALERS and ADHESIVES | | | |
| ★ D7AZ | 198508-AA Gasket and Trim Adhesive (gasket and seal) — 16 fl. oz. can w/brush—r/b D7AZ 19B508-B(1/91) | E2FZ | 19554-B Thread Lock 262—used to prevent vibration loosening of nuts, bolts or screws — 0.34 fl. oz. (10 ml) |
| ★ E4AZ | 19C548-A Automatic transmission sealer — (6) 11 fl. oz. (0.325l) containers—N/R (9/91) | E7AZ | 19554-A Compound—aluminum wheel (leak) repair —5/8" dia. x 5" stick — 1 oz. |
| ★ 8A | 19552-B Rubber cement — (12) 5 oz. tubes (black) —r/b E8AZ 19552-A (1/89) | D6AZ | 19560-A Caulking cord — (8) 80 ft. rolls—3/16" dia. |
| ★ COAZ | 19552-AA Weatherstrip adhesive — (12) 5 fl. oz. tubes (light colored)—r/b E8AZ 19552-A(10/89) | D6AZ | 19562-AA Silicone Rubber Adhesive/Sealant —clear — 3 fl. oz. tube |
| E8AZ | 19552-A Weatherstrip and rubber adhesive — synthetic light colored — (12) 5 fl. oz. tubes | D6AZ | 19562-BA Silicone Rubber Adhesive/Sealant —black — 3 fl. oz. tube |
| B5A | 19554-A Perfect seal sealing compound—carton of (12) 4 oz. cans | ★ E3AZ | 19562-A Silicone gasket and sealant (RTV) — 10.3 fl. oz. caulking cartridge —r/b E8AZ 19562-A (3/89) |
| D7AZ | 19554-BA Perfect seal sealing compound — (12) 12.5 oz. (354 g.) aerosol cans | E8AZ | 19562-A Silicone gasket and sealant (RTV) — 5 fl. oz. (150l) caulking cartridge |
| ★ C6AZ | 19554-A Metallic plastic (to repair cyl. front cover and cyl. block intake manifold) — (1) can—metallic resin, (1) jar—hardening agent —NR (3/89) | D9AZ | 19562-A Butyl tape kit — "I" beam section (233")— for windshield replacement on vehicles prior to being licensed by dealers. |
| C9AZ | 19554-B Sealer (liquid butyl)—black—for sealing butyl installed windshield and backlite — 1 pt. can | D9AZ | 19562-B Windshield glass seal kit—5/16" round section (233")—includes glass primer |
| E0AZ | 19554-AA Threadlock and Sealer — (10) .20 fl. oz. (6 ml.) pkgs. | E0AZ | 19562-A Windshield seal kit—urethane—for w/shields with urethane seal—use with D9AZ 19562-A,B or E4AZ 19627-C—for industrial use only |
| E0AZ | 19554-BA Stud and bearing mount—high—strength thread locker—stops loosening and leakage — (10) .20 fl. oz. (6ml) tubes | E2AZ | 19562-B Gasket Maker—for use when specified in the replacement of gaskets and the sealing of flanges— not for use on oil pans, rocker covers and MTX trans. — 1.7 fl. oz. (50ml) tube |
| D7AZ | 19554-C 414 Adhesive kit—used for repair of loose vinyl inserts to body side mouldings—consists of (5) .33 fl. oz. bottles of 414 adhesive and (1) 4 oz. aerosol can of accelerator | E6AZ | 19562-A Silicone Gasket Adhesive — used to seal silicone gaskets — 8 fl. oz. (0.236 L) can with brush |
| E8AZ | 19554-A Instant Adhesive—used for repair of loose vinyl inserts to body side mouldings — (12) .06 fl. oz. (1.77 ml) tubes | E69Z | 19562-A Seal—pressure sensitive urethane foam—used to seal water leaks around modular windows—25 ft. roll |
| D8AZ | 19554-A Sealant pipe (with teflon) 1.69 fl. oz. tube | E7TZ | 19562-A Silicone Rubber—black non—acid cure used to seal axle cover on E—F250/350 with Dana rear axle — 2.8 fl. oz. (82.8 ml) tube |
| D9AZ | 19554-CA Rear View Mirror Adhesive Kit —req'd to attach rear view mirror brkt. — consists of (10) one shot pkgs. of .01 fl. oz. (2.957 ml) adhesive .02 fl. oz. (5.914 ml) accelerator | F1AZ | 19562-A Silicone gasket and sealant — 5 oz. caulking tube |

100% SATISFACTION GUARANTEED

BUY IT NOW!

Click Here To Order

PayPal American Express Discover MasterCard VISA

APPEARANCE and MAINTENANCE MATERIALS
U.S. USAGE

Note: The aerosol products listed below do not utilize a chlorofluorocarbon propellant system.

| PART NUMBER | DESCRIPTION | PART NUMBER | DESCRIPTION |
|-------------|-------------|-------------|-------------|
|-------------|-------------|-------------|-------------|

SPECIAL PRODUCTS

| | | | |
|-------------------------|---|----------------------------|--|
| ★ *BB 14 | Battery Electrolyte -- 5 gal. container with hose-NR (2/89) | E0AZ 19517-B | Dusting cloth (wax treated)-bulk roll -- 15" wide x 90 ft. long |
| ★ *BB 16 | Battery Electrolyte -- 1.5 gal. container-NR | D3AZ 19517-B | Pad-buffing and polishing -- carton of (12) |
| D7AZ 19A331-A *WA-10 | Silicone Dielectric Compound -- for distributor rotor tip and Duraspark ignition cables -- 3 oz. tube | E6AZ 19517-A | Rotary Car Washing Brush Kit |
| D9TZ 19A372-A | Metal inspection kit "Spotcheck"-- campaign #'s M10, M13, M334, M386 -- for industrial use only | ★ D4AZ 19B519-A *YN-1-A | Refrigerant "12" (air conditioner) -- (12) 14 oz. cans-NR (8/89) |
| E7AZ 19A426-A | Heat Transfer Compound--for Ford integral alternators--aids heat transfer between rectifier and alternator housing -- 5 oz. (142g) tube | *YN 7 | Refrigerant "12" (air conditioner) -- 30 lb. cylinder |
| ★ D7AZ 19A501-A | Rust penetrant and inhibitor -- (6) 12 oz. aerosol cans--r/b D7AZ 19A501-AA (12/91) | D2AZ 19523-A | Hand cleaner--waterless -- (12) 14 oz. cans |
| D7AZ 19A501-AA | Rust Penetrant and Inhibitor--help free parts frozen by rust and corrosion -- (6) 12 oz. aerosol cans | D2AZ 19523-B | Hand cleaner--waterless -- (2) 5 lb. cans |
| ★ D8AZ 19A501-AA | Choke and Linkage Cleaner--used to clean--free auto. choke, carb. linkage and manifold heat controls -- (12) 14 oz. aerosol cans w/snorkel--r/b E8AZ 19A501-AA (11/89) | ★ D5AZ 19523-PBK | Hand cleaner--waterless -- (8) 5 lb. cans-- includes dispenser -- NR |
| E8AZ 19A501-AA | Professional Choke and Linkage Cleaner-- used to clean--free auto. choke, carb. linkage and manifold heat controls -- (12) 13 oz. aerosol cans w/snorkel | F1AZ 19523-A | Hand cleaner cream -- (6) 5.5 lb. cans |
| E8AZ 19A501-B | Penetrating Lubricant--cleans, lubricates, protects, displaces moisture and frees rusty parts -- (12) 9 oz. aerosol cans w/5" snorkel | F1AZ 19523-B | Hand cleaner lotion w/grit -- (12) 7.5 oz. bottles |
| F2AZ 19A501-A | Rust Penetrant & Inhibitor--helps free parts frozen by rust & corrosion -- (6) 12 oz. aerosol cans | F1AZ 19523-C | Hand cleaner lotion w/grit -- (4) 1 gal. containers -- incl. pump |
| D7AZ 19515-A | Super Seal Anti-Corrosion Compound-- (Sprayable) -- 16 gal. | F1AZ 19523-D | Hand cleaner lotion (orange) -- (12) 7.5 oz. bottles |
| E4AZ 19515-A | Super Seal Anti-Corrosion Compound -- 55 gal. drum | F1AZ 19523-E | Hand cleaner lotion (orange) w/grit -- (4) 1 gal. containers -- incl. pump |
| D8AZ 19515-BA | Super Seal Anti-Corrosion Compound -- (12) 16 oz. aerosol spray cans | C8AZ 19C544-B | Gas line anti-freeze -- (24) 12 oz. containers |
| ★ D9AZ 19515-A | Abrasion Resistant Coating -- (6) 1 qt. cans -- NR | C8AZ 19C544-BA | Gas line anti-freeze--helps prevent carb. icing and condensation from freezing in tank and gas lines -- (24) 12 fl. oz. bottles |
| E7AZ 19515-A | Super Seal Fabric protector --for dealer use only--not for retail sale -- (12) 16 oz. cans with screw top | ★ C9AZ 19C544-AA | Engine starting fluid -- (12) 8.3 oz. aerosol cans-NR (1/90) |
| E7AZ 19515-B | Super Seal Fabric protector --for dealer use only--not for retail sale -- 5 gal. pail with pull-up spout/handle | E8AZ 19C544-A | Gas Stabilizer--used for seasonally stored vehicles to prevent the necessity of draining gas tank and lines -- (12) 8 fl. oz. plastic bottles |
| E9AZ 19515-A | Undercoating--water base airless spray--for industrial use only -- 16 gal. drum | D8AZ 19562-AA | Rear window defroster repair--repairs small open--circuit breaks in electrically heated, grid type, rear window defrosters -- 1/8 oz. bottle |
| E9AZ 19515-B | Undercoating--water base airless spray--for industrial use only -- 55 U.S. gal. drum | C9AZ 19577-B | Refrigerant compressor oil--used w/York or Tecumseh compressor -- 1 qt. can |
| E9AZ 19515-C | Undercoating--solvent base airless spray --for industrial use only -- 16 gal. drum | *YN-2 | Refrigerant compressor oil--used with Frigidaire compressor--1 qt. can |
| E9AZ 19515-D | Undercoating--solvent base airless spray--for industrial use only -- 55 U.S. gal. drum | D1VY 19577-B | Refrigerant compressor oil--used with Frigidaire compressor--1 qt. can |
| B7A 19517-B | Dusting cloth (wax treated) -- carton of (100) | *YN-4 | A/C compressor oil--used w/FS-6, FX-15 or Nippodenso compressor -- 1 qt. can |
| D3AZ 19517-AA | Dusting cloth (wax treated) -- plastic | E73Z 19577-A | Carburetor Tune-up cleaner--for gasoline engines only -- (12) 18 oz. aerosol cans |
| | | *YN-9 | Carburetor and combustion chamber cleaner-- for gasoline engines only -- (12) 16 oz. cans |
| | | D9AZ 19579-AA | Carburetor tune-up cleaner--for gasoline engines only -- (12) 16 fl. oz. cans |
| | | D9AZ 19579-B | Fuel injector cleaner--used to reduce deposit related to eng. knock and cleans dirty injectors -- (12) 12 oz. (0.35L) long neck bottles |
| | | D9AZ 19579-BA | Cleaner--metal brake parts--for use only for off-vehicle cleaning of metal brake parts. Do not use on rubber parts or brake pads or linings or painted surfaces -- (12) 16 oz. (454 g) aerosol cans w/5" extension nozzle |
| | | E6AZ 19579-AA | |
| | | E6AZ 19579-BA | |

4



BUY IT NOW!

Click Here To Order



APPEARANCE and MAINTENANCE MATERIALS

U.S. USAGE

Note: The aerosol products listed below do not utilize a chlorofluorocarbon propellant system.

| PART NUMBER | DESCRIPTION | PART NUMBER | DESCRIPTION |
|----------------------------------|--|--------------------------|--|
| SPECIAL PRODUCTS — Cont'd | | | |
| E6AZ 19579-C | Power Flush Injector Fluid—for use with Rotunda fuel injector cleaner/tester DO NOT add this product to the vehicle fuel tank -- (12) 8 fl. oz. (0.237l) bottles | E4AZ 19627-B | Tape - PVC foam (low density) - used to eliminate water leaks, wind noise, squeaks and rattles -- 1/4" thick x 3/4" wide x 50 ft. roll |
| F2AZ 19579-A | Premium Fuel Injector Cleaner—used to reduce deposit related to engine knock and cleans dirty injectors -- (12) 12 oz. cans | E4AZ 19627-C | Tape—PVC foam—use with E0AZ 19562-A for windshield replacement -- 6mm x 6mm x 12 ft. long |
| F2ZZ 19579-AA | Cleaner—metal brake parts—for use only for off-vehicle cleaning of metal brake parts. Do not use on rubber parts or brake pads or linings or painted surfaces -- (12) 19 oz. aerosol can | ★ C8AZ 19628-D *WA-4 | Tape (elec. insulating)—black (display pkg.) -- (12) 3/4" x 20 ft. rolls—NR (6/92) |
| C6AZ 19627-A | Tape (vinyl foam)—1/8" x 7/8" -- 50 ft. roll—used to shim weatherstrip roof rails and doors | C8AZ 19628-F *WA-6 | Tape (elec. insulating)—black (individual metal can) -- (12) 3/4" x 66 ft. rolls |
| D4AZ 19627-A *YZ-1 | Tape (air conditioner insulation)—1/8" x 2" x 15 ft. | ★ C8AZ 19628-G *WA-7 | Tape (elec. insulating)—black (individual skin pkg.) -- (12) 3/4" x 20 ft. rolls—NR (6/92) |
| D6AZ 19627-A | Tape (pressure sensitive)—black waterproof 3" wide -- 60 yd. roll | C8AZ 19628-H *WA-8 | Tape (elec. insulating)—black (individual skin pkg.) -- (12) 3/4" x 66 ft. rolls |
| E4AZ 19627-A | Tape - PVC foam (low density) - used to eliminate water leaks, wind noise, squeaks and rattles -- 1/8" thick x 3/4" wide x 100 ft. roll | E0AZ 19628-A *WA-15 | Tape (electrical repair)—flame retardent—automotive use only—3/4" wide x 100 ft. long—(19.05 mm x 30.48 meters) -- (10) roll skin pkg. |
| | | E7AZ 19E725-B *YN-8-A | Air Conditioning Odor Treatment Kit—except California |
| | | E9AZ 19E725-A *YN-10 | Air Conditioning Disinfectant Kit—California only |

APPEARANCE and MAINTENANCE MATERIALS

CANADIAN USAGE

| PART NUMBER | DESCRIPTION | PART NUMBER | DESCRIPTION |
|-------------|-------------|-------------|-------------|
|-------------|-------------|-------------|-------------|

PAINTS and REFINISHING MATERIALS

| | | | |
|--------------|--|----------------|---|
| D7AZ 19000-A | Paint (argent lacquer) -- 13 oz. aerosol spray can | ★ E9AZ 19503-A | Paint assortment "Lacquer" -- (24) 1/2 oz. touch-up tubes of 1989 exterior colors—NR (7/89) |
|--------------|--|----------------|---|

CLEANERS, WAXES and POLISHES

| | | | |
|------------------|--|----------------|--|
| * CXC 12 | Tar and road oil remover -- (12)—500 ml. cans | E0AZ 19526-AA | Triple Clean—for leather and vinyl trim —vinyl and convertible tops —not for use on cloth fabrics -- (12) 16 oz. bottles w/pump spray |
| * CXC 68-A | Fabric cleaner (spotless) -- (4) 4 litre cans | E0AZ 19526-B | Cleaner—white wall tire -- (12) 16 oz. plastic spray bottles |
| ★ 8A 19522 | Bright metal cleaner -- (12) 1 pt. cans —r/b 8A 19522-A (7/89) | E0AZ 19526-BA | Whitewall tire cleaner — extra—strength -- (12) 16 fl. oz. bottles |
| 8A 19522-A | Custom bright metal cleaner -- (12) 16 fl. oz. bottles | ★ E2AZ 19526-A | Automotive fabric spot lifter — for use on most automotive cloth fabrics and carpets -- (12) 6.5 oz. aerosol cans w/brush cap r/b E8AZ 19526-A (11/89) |
| CC9AZ 19523-A20L | Upholstery cleaner -- 20 litre container | E8AZ 19526-A | Soil and spot lifter — for use on most automotive pile—type fabrics -- (12) 227 gram plastic bottles |
| * CXC 20 | Car wash -- 20 litre pail | B7AZ 19530-AA | Custom silicone gloss polish -- (12) 16 fl. oz. containers |
| * CXC 21 | Car wash -- 4 litre jug | B7A 19530-B | New Car Prep -- (2) 1 gal. cans (U.S.) |
| * CXC 83 | Car wash -- (12) 500ml container | CBAC 19530-AM | Body polish -- (12) 500 ml. containers |
| * CXC 84 | Car wash -- 205 litre plastic drum | | |
| * CXC 91 | Liquid car polish -- (12) 500ml plastic bottles | | |
| * CXC 92 | Car polish—spray -- (12) 500ml plastic bottles with trigger | | |
| * CXC 93 | Vinyl cleaner—pump spray -- (12) 500ml plastic bottles | | |
| * CXC 94 | Vinyl conditioner—spray -- (12) 500ml plastic bottles with trigger | | |
| * CXC 95 | Car wash and wax -- (12) 500ml plastic bottles | | |
| * CXC 112 | Car wash -- 20 litre pail (phosphate free) | | |



**1980/89
LIGHT TRUCK**

**APPEARANCE and MAINTENANCE MATERIALS
CANADIAN USAGE**

| PART NUMBER | DESCRIPTION | PART NUMBER | DESCRIPTION |
|--|--|----------------|---|
| CLEANERS, WAXES and POLISHES — Cont'd | | | |
| CC9AZ 19530-B4L | Cleaner and polisher -- 4 litre container | * E4AZ 19534-A | Custom Cream Wax-w/applicator -- (12) 8 oz. containers-r/b E4AZ 19534-AA(11/89) |
| F1AZ 19530-A | Clearcoat polish-for use on all vehicles with clearcoat paint -- (12) 16 fl. oz. bottles | E4AZ 19534-AA | Custom Cream Wax-w/applicator -- (12) 8 oz. cans |

CLEAR VISION AIDS

| | | | |
|-----------|--|----------|--|
| * CXC 100 | Glass cleaner -- (12) 500g aerosol cans | * CXC 36 | Windshield washer anti-freeze -- 20 litre pail |
| * CXC 69 | Windshield washer anti-freeze -- (12) 500 ml. containers | | |

COOLING SYSTEM AIDS

| | | | |
|-----------|--|----------------|--|
| * CXC 8-B | Cooling system fluid (permanent anti-freeze) (4) 4 litre containers | * CXC 43 | Bar's Leak -- (12) 150 g. cans |
| * CXC 9-B | Cooling system fluid (permanent anti-freeze) (1) 205 litre container | * CXC 44 | Bar's Leak (cooling system protector) -- (12) 400 g. glass bottles |
| * CXC 85 | Cooling system cleaner and conditioner kit -- consists of (1) CXC-86 Fast Flush, (1) CXC-87 Rust Inhibitor, (1) CXC-88 Stop Leak | D9AZ 19558-A | Protector pellets (cooling system) -- 2 pellets per card-24 cards per carton |
| * CXC 86 | Radiator Fast Flush -- (12) 350 ml cans | *RA 1 | |
| * CXC 87 | Radiator Rust Inhibitor -- (12) 350 ml cans | D9AZ 19558-PAK | Kit -- protector pellets (cooling system) -- consists of 48 pellet cards and 1 fender cover |
| * CXC 88 | Radiator Stop Leak -- (12) 350 ml cans | *RA 1000 | |
| | | E6AZ 19558-A | Protector powder (cooling system) -- (20) 3/4 oz. tubular plastic containers on a display carton |
| | | *RA-2 | |

MOTOR OILS and LUBRICANTS

| | | | |
|----------------|--|-------------------|---|
| * CXC 31 | Brake and hydraulic clutch fluid (extra heavy duty)-for vehicles w/disc or drum brakes -- (24) 500 ml cans | * CXC 55-A | Engine purge-for gasoline engines only -- (12) 500 ml cans |
| * CXC 32 | Brake and hydraulic clutch fluid (extra heavy duty)-for vehicles w/disc or drum brakes -- (12) 1 litre cans | * CXC 56 | Break-in lubricant- for gasoline engines only -- (12) 500 ml. cans |
| CE6TZ 19542-A | Hydraulic Clutch Fluid -- low temperature -- TSB 85-1-20 -- 500 ml. can | * CXO 9-L | Motor oil-10W30-Super Premium -- (bulk) |
| C8AZ 19B546-A | Additive friction modifier-hypoid gear -- (12) 4 oz. plastic bottle for front and rear locking type axles | * CXO 10-L | Motor oil-10W40-Super Premium -- 1 gal. bulk |
| CE0DZ 19C547-A | Lubricant (for manual 3, 4 and 5 speed trans.) -- 20 litre pail | * CXO 5W30-LP | Motor oil-5W30-Premium -- (24) 1 litre cans |
| CC0CZ 19553-B | Silicone lubricant spray -- 6 oz. can | * CXO 5W30-LSP12 | Motor oil-5W30 Super Premium -for gas engines only -- (12) 1 litre containers |
| * CXC 90 | Silicone lubricant -- (12) 425 gram aerosol Spray can | * CXO 5W30-4LSP | Motor oil-5W30 Super Premium -for gas engines only -- (4) 1 litre containers |
| E2SZ 19553-A | Dry Film Lubricant -- reduces friction resulting from metal to metal contact and helps provide corrosion resistance -- 4 oz. can | * CXO 10W30-4LSP | Motor oil-10W30-Super Premium -- (4) 4 litre cans |
| C5AZ 19577-A | Fluid-speed control device -- 1.55 oz. container | * CXO 10W30-DP | Motor oil-10W30-Premium -- 205 litre drum |
| C3AZ 19578-A | Steering Gear Grease -- (4) 14 1/2 oz. cartridges | * CXO 10W30-DSP | Motor oil-10W30-Super Premium -- 205 litre drum |
| * CXC 51-A | Penetrating fluid -- (12) 290 g. aerosol cans | * CXO 10W30-LP | Motor oil-10W30-Premium -- (24) 1 litre cans |
| * CXC 54 | Fuel system cleaner -- (12) 250 ml. cans | * CXO 10W30-LP12 | Motor oil-10W30 Premium -for all gas engines & all diesel engines exc. turbo -- (12) 1 litre containers |
| | | * CXO 10W30-LSP12 | Motor oil-10W30 Super Premium -- for all gas engines -- (12) 1 litre containers |


BUY IT NOW!
 Click Here To Order 






APPEARANCE and MAINTENANCE MATERIALS
CANADIAN USAGE

| PART NUMBER | DESCRIPTION | PART NUMBER | DESCRIPTION |
|---|--|---------------|---|
| MOTOR OILS and LUBRICANTS — Cont'd | | | |
| * CXO 10W30-4LP | Motor oil-10W30 Premium -for all gas engines & all diesel engines exc. turbo -- (4) 1 litre containers | CE0AZ 19580-C | Hypoid gear lubricant-for Ford designed rear axles only-use with friction modifier C8AZ-19B546-A in Ford Traction-Lok axles -- 50 kg. keg |
| * CXO 10W40-DSP | Motor oil-10W40-Super Premium -- 205 litre drum | F1TZ 19580-B | WSL M2C192-A - Hypoid gear lubricant H/P 75W (use w/Dana 80 front axle) -- 1 qt. (0.946 litre) bottle |
| * CXO 10W40-LSP | Motor oil-10W40-Super Premium -- (24) 1 litre cans | D2AZ 19581-A | Speedometer Cable Lubricant -- 0.453 kg (1 lb.) can |
| * CXO 10W40-LSP12 | Motor oil-10W40 Super Premium -for gas engines only -- (12) 1 litre containers | E6TZ 19581-A | Speedometer Cable Lubricant -- 226.8 gram (8 oz.) can |
| * CXO 10W40-4LSP | Motor oil-10W40 Super Premium -for gas engines only -- (4) 1 litre containers | * | Automatic Trans. Fluid-type "CJ" use Mercon® for service |
| * CXO 15W40-LSD | Motor oil-15W40-Super Duty -- (24) 1 litre cans | * CXT 1-LF | Automatic Trans. Fluid-type "F" for P/S pumps -- (24) 1 litre cans -consult owners guide for proper application |
| * CXO 15W40-LSD12 | Motor oil-15W40 Super Duty -for all gas & all diesel engines -- (12) 1 litre containers | * CXT 1-LF12 | Automatic Trans. Fluid-Type "F" for FMX & 1973/76 C6 A/T only -- P/Steering fluid for Ford CII P/S pump only -- (12) 1 litre containers -consult owners guide for proper application |
| * CXO 15W40-4LSD | Motor oil-15W40 Super Duty -for all gas & all diesel engines -- (4) 1 litre containers | * CXT 1-DF | Automatic Trans. Fluid-type "F" for P/S pumps -- 205 litre drum -consult owners guide for proper application |
| * CXO 20W40-LP | Motor oil-20W40-Premium -- (24) 1 litre cans | * CXT 2-DM | Automatic Trans. Fluid-"MERCON" for low temperature usage on all 1983 and newer vehicles-consult owners guide for proper application -- 205 litre drum |
| * CXO 20W50-LP | Motor oil-20W50-Premium -- (24) 1 litre cans | * CXT 2-LM12 | Automatic Trans. Fluid-"MERCON" for low temperature usage on all 1983 and newer vehicles-consult owners guide for proper application -- (12) 1 litre containers |
| * CXO 20W50-LP12 | Motor oil-20W50 Premium -for all gas & all diesel engines exc. turbo -- (12) 1 litre containers | * CXT 4-LH16 | Automatic Trans. Fluid-type "H" for C5 A/T only -- (16) 1 litre cans -consult owners guide for proper application |
| * CXO 30-L | Motor oil-30 W-Single Grade -- (24) 1 litre cans | * CXT 5-DM | Automatic Trans. Fluid-MERCON®-for C3, C4, C6 and AOT A/T only-also used in 4x4 transfer case -- 205 litre drum -consult owners guide for proper application |
| * CXO 30-D | Motor oil-30 W-Single Grade -- 205 litre drum | * CXT 5-LM12 | Automatic Trans. Fluid-MERCON®-for C3, C4, C6 and AOT A/T only-also used in 4x4 transfer case -- (12) 1 litre containers -consult owners guide for proper application |
| * CXO 30-LSD12 | Motor oil-30W Super Duty -for all gas & all diesel engines -- (12) 1 litre containers | E6AZ 19582-B | Automatic Trans. Fluid -- DEXRON® II synthetic-for use in C3, C5, C6, AOD, ATX and A4LD Auto. Trans. design to use DEXRON® or type "H" fluid when ambient temperature drops to arctic temperatures. -- (12) 1 qt. (0.946l) plastic containers |
| CE0AZ 19580-E | Hypoid gear lubricant-for front and rear Dana axles only -- (4) 4 litre containers | D9AZ 19583-A | Rubber lubricant triple purpose -- 4 (1) gal. containers-use to mount and demount tires, remove rubber squeaks, clean rubber parts |
| CE0AZ 19580-G | Hypoid gear lubricant-for 9" Ford Traction-lok -- (12) 1 litre plastic containers w/spout | D7AZ 19584-AA | Multi-Purpose Grease -- 15 oz. (443.45 ml.) spray can |
| CE0AZ 19580-A | Hypoid gear lubricant-for Ford designed rear axles only-use with friction modifier C8AZ-19B546-A in Ford Traction-Lok axles -- (12) 1 litre plastic containers with spouts | | |
| CE0AZ 19580-B | Hypoid gear lubricant-for Ford designed rear axles only-use with friction modifier C8AZ-19B546-A in Ford Traction-Lok axles -- (4) 4 litre plastic containers | | |

100% SATISFACTION GUARANTEED
BUY IT NOW!
Click Here To Order

PayPal American Express Discover MasterCard VISA

APPEARANCE and MAINTENANCE MATERIALS
CANADIAN USAGE

| PART NUMBER | DESCRIPTION | PART NUMBER | DESCRIPTION |
|---|--|----------------|---|
| MOTOR OILS and LUBRICANTS — Cont'd | | | |
| D0AZ 19584-AA | Multi-Purpose Grease -- (4) oz. (113.40g) aluminum tubes w/plastic cut off spout | * E1AZ 19590-A | Speed control slip ring grease (str. whl. mounted) -- 8 oz. (.226 kg.) tube r/b E8AZ 19590-A (10/89) |
| F2AZ 19584-A | Grease-electrical -- 2 oz. (56.7g) tube | E8AZ 19590-A | Slip Ring Grease-used w/steering wheel mounted speed control -- 28.4 grams (10 oz.) tube |
| D8AZ 19587-AA | Lock Lubricant -- (12) 3.5 oz. aerosal cans w/snorkel | E1TZ 19590-A | Grease-Automatic Hub Lock-for 4 x 4 vehicles with warner Gear auto. locking hubs -- 5 oz. tube |
| * C1AZ 19590-BA | Lubricant long life -- (4) 14 1/2 oz. (411.075g) cartridges-NR | E8TZ 19590-A | Wheel Bearing Grease-Hi temp-used to lube frt. spindle brgs., wheel brgs. & U-joints on Lt. Truck & Bronco 4x4 -- 397 grams (14 oz.) cartridge |
| C1AZ 19590-C | Lubricant long life -- 120 lb. (54.432 kg.) keg | *XG 1-C | Grease-premium long-life -- (40) 396 grams (14 oz.) cartridges |
| C1AZ 19590-D | Lubricant long life -- 25 lb. (11.34 kg.) pail | *XG 1-K | Grease-premium long-life -- 54.432 kg (120 lb.) keg |
| E0AZ 19590-A | Graphite Lubricant-for 4.2L intake manifold gaskets -- 4 fl. oz. (.118l) container w/brush | | |

SEALERS and ADHESIVES

| | | | |
|------------------|---|----------------|---|
| * D7AZ 19B508-AA | Gasket and Trim Adhesive -- 16 oz. can w/brush-r/b D7AZ 19B508-B(1/91) | *CXC 73 | Sealer-thread w/teflon -- (10) 6 ml containers |
| D7AZ 19B508-B | Gasket and Trim Adhesive -- 16 fl. oz. bottle w/brush | *CXC 76 | Sealant-Hi Strength adhesive- stud n'brg. mount -- (10) 6 ml tubes |
| * CXC 38 | Rubber cement -- (12) .150 ml. tubes (black) | *CXC 78 | Sealant-gasket eliminator (Loctite 515) -- (10) 6 ml tubes |
| * CXC 39 | Weatherstrip adhesive -- (12) .150 ml. tubes (light color) | *CXC 79 | Sealant-gasket eliminator (Loctite 515) -- (10) 50 ml tubes |
| * CXC 49 | Automatic trans. seal conditioner (12) 350 ml. cans | AB 19560-A | Caulking cord -- (6) 80 ft. rolls-3/16" dia. |
| CC3AZ 19552-B | Windshield and backlite sealer -- 12 3/4 oz. tube | D9AZ 19562-A | Butyl tape kit-"I" beam section (233") for windshield replacement on vehicles prior to being licensed by dealer |
| *CXC 81 | Gasket Seal-(12) 113 gram cans | D9AZ 19562-B | Windshield glass seal kit -- 5/16" round (233") includes glass primer |
| * C6AZ 19554-A | Metallic plastic (to repair cyl. front cover and cyl. block intake manifold) -- (1) can-metallic resin, (1) jar-hardening agent-NR (3/89) | E0AZ 19562-A | Windshield seal kit-urethane-for w/shields with urethane seal-use with D9AZ 19562-A,B or E4AZ 19627-C-for industrial use only |
| *CXC 41 | Perfect seal sealing compound -- (12) 283 gram aerosol cans | *CXC 96 | Silicone Rubber -clear -- 90 ml. tube |
| C9AZ 19554-B | Sealer (liquid butyl)-black-for sealing butyl installed windshield and backlite -- 16 oz. can | *CXC 97 | Silicone Rubber -black -- 90 ml. tube |
| E2FZ 19554-B | Thread Lock 262-used to prevent vibration loosening of nuts, bolts or screws -- 0.34 fl. oz. (10 ml.) | E2AZ 19562-B | Gasket Maker-for use when specified in the replacement of gaskets and the sealing of flanges- not for use on oil pans, rocker covers and MTX trans. -- 1.7 fl. oz. (50ml) tube |
| E7AZ 19554-A | Compound-aluminum wheel (leak) repair - 5/8" dia. x 5" stick -- 1 oz. | * E3AZ 19562-A | Silicone gasket and sealant (RTV) -- 10.3 fl. oz. caulking cartridge -r/b E8AZ 19562-A (3/89) |
| *CXC 74 | Adhesive-Superbonder (instant)- used for bonding vinyl trim, w/strip rubber bumper guards -- (10) 3 ml tubes | E8AZ 19562-A | Silicone gasket and sealant (RTV) -- .150l (5 fl. oz.) caulking cartridge |
| *CXC 75 | Adhesive (Loctite)-used to attach rear view mirror brkt. to w/s -- (10) display packages-each pkg. contains 5 ml adhesive and 6 ml accelerator | E69Z 19562-A | Seal-pressure sensitive urethane foam-used to seal water leaks around modular windows-25 ft. roll |
| *CXC 70 | Sealant-thread locker (Loctite 242)- used for alternator, starter and ring gear mounts -- (10) 6 ml containers | E7TZ 19562-A | Silicone Rubber-black non-acid cure used to seal axle cover on E-F250/350 with Dana rear axle -- 2.8 fl. oz. (82.8 ml) tube |
| *CXC 72 | Sealant-pipe w/teflon-use to secure (10) 50 cc containers | F1AZ 19562-A | Silicone gasket and sealant -- 5 oz. caulking tube |



BUY IT NOW!

Click Here To Order



APPEARANCE and MAINTENANCE MATERIALS
CANADIAN USAGE

| PART NUMBER | DESCRIPTION | PART NUMBER | DESCRIPTION |
|-------------------------|--|----------------|---|
| SPECIAL PRODUCTS | | | |
| * CBB 14-L | Electrolyte (acid)-battery fluid -- 20 litre container | * CXC 22 | Engine shampoo -- 20 litre pail |
| D7AZ 19A331-A *WA-10 | Silicone Dielectric Compound -- for distributor rotor tip and Duraspark ignition cable -- 3 oz. tube | * CXC 66-A | Engine shampoo -- (12) 380 g. aerosol cans |
| D9TZ 19A372-A | Metal inspection kit "Spotcheck"-- Campaign #'s M10, M13, M334, M386-- for industrial use only | * CXC 23 | Engine shampoo -- 205 litre drum |
| E7AZ 19A426-A | Heat Transfer Compound--for Ford integral alternators--aids heat transfer between rectifier and alternator housing -- 5 oz. (142 g) tube | * CXC 26 | Concrete floor cleaner and degreaser -- 20 kg. pail |
| * D7AZ 19A501-A | Rust penetrant and inhibitor -- (6) 12 oz. aerosol cans--r/b D7AZ 19A501-AA (12/91) | * CXC 29-A | Gas line anti-freeze -- (12) 500 ml. long neck plastic bottles |
| D7AZ 19A501-AA | Rust penetrant and inhibitor -- helps free parts frozen by rust and corrosion -- (6) 12 oz. aerosol cans | * CXC 28-A | Gas line anti-freeze -- (40) 150 ml. bottles |
| F2AZ 19A501-A | Rust Penetrant and Inhibitor--helps free parts frozen by rust and corrosion -- (6) 12 oz. aerosol cans | E8AZ 19C544-A | Gas Stabilizer--used for seasonally stored vehicles to prevent the necessity of draining gas tank and lines -- (12) .236 liter plastic bottles |
| * CXC 89-A | Brake/Choke cleaner -- (12) 425 gram aerosol cans | *CXC 6-A | Parts Emersion Cleaner -- 20 litre pail--consists of a 15 litre fill in a 20 litre pail |
| CB8A 19512-A | Wash mitt | CE3AZ 19554-A | Kit -- heated backlite wiring repair -- used to repair bus bar terminal--to--wdo. bond separation (TSB #82-25-10) |
| *CXC 11 | Starting fluid -- (12) 235 g. aerosol cans | *CXC 77 | KLEAN and Prime--use w/loctite gasket eliminator on aluminum parts, zinc and cadmium plated parts and non--metals -- (10) 6 oz. aerosol cans |
| *CXC 11-A | Starting fluid -- (12) 210 g. aerosol cans | D8AZ 19562-AA | Rear window defroster repair -- repairs small open--circuit breaks in electrically heated, grid type, rear window defrosters -- 1/8 oz. bottle |
| * D9AZ 19515-A | Vinyl coat -- abrasion resistant -- (6) 1 qt. cans -- NR | C9AZ 19577-B | Refrigerant compressor oil--used w/York or Tecumseh compressor -- 1 qt. can (U.S.) |
| * CXC 1-A | Super Seal Anti-Corrosion Compound -- (12) 475 g. aerosol cans | *YN-2 | Refrigerant compressor oil--used w/ Frigidaire compressor--1 qt. can (U.S.) |
| E7AZ 19515-A | Super Seal Fabric Protector--for dealer use only --not for retail sale--for cloth trim -- (12) 16 oz. cans with screw top | D1VY 19577-B | Refrigerant compressor oil--used w/ Frigidaire compressor--1 qt. can (U.S.) |
| E7AZ 19515-B | Super Seal Fabric Protector--for dealer use only --not for retail sale--for cloth trim -- 5 gal. pail with pull-up spout/handle | *YN-4 | A/C compressor oil--used w/FS-6, FX-15 or Nippodenso compressor -- 1 qt. can (U.S.) |
| CC3AZ 19517-A | Chamois--super sheen--approx. -- 20 x 22" | E73Z 19577-A | Combustion chamber conditioner -- (12) 500 ml. cans |
| B7A 19517-B | Dusting cloth (wax treated) -- carton of (100) | * CXC 53 | Carburetor and combustion chamber cleaner -- (12) 19 oz. aerosol cans r/b CXC 52-B (2/90) |
| D3AZ 19517-AA | Dusting cloth (wax treated) -- plastic bag container of 24 | * C6AZ 19579-B | Fuel injector cleaner --used to reduce deposit--related to engine knock and cleans dirty injectors -- (12) 12 fl. oz. (0.35l) long neck bottles |
| E0AZ 19517-B | Dusting cloth (wax treated)--bulk roll -- 15" wide x 90 ft. long | E6AZ 19579-AA | Power Flush Injector Fluid--for use with Rotunda fuel injector cleaner/tester DO NOT add this product to the vehicle fuel tank -- (12) 8 fl. oz. (0.237l) bottles |
| D3AZ 19517-B | Pad--buffing and polishing -- carton of (12) | E6AZ 19579-C | Tune-up cleaner -- (12) 385 g. aerosol cans |
| E6AZ 19517-A | Rotary Car Washing Brush Kit | * CXC 52-B | |
| * D4AZ 19B519-A | Refrigerant "12" (air conditioner) -- (12) 14 oz. cans--NR (8/89) | | |
| * YN 7 | Refrigerant "12" (air conditioner) -- 30 lb. cylinder | | |
| * CXC 16-A | Hand cleaner--waterless -- (12) 400 g. tins | | |
| * CXC 17 | Hand cleaner--waterless -- (6) 4.5 lb. cans | | |
| * CXC 45-A | Hand cleaner lotion (with grit) -- (12) 225 ml squeeze bottles | | |
| * CXC 46 | Hand cleaner lotion (with grit) -- (4) 12.8 fl. oz. (3.78l) bottles | | |



BUY IT NOW!
Click Here To Order



1980/89
LIGHT TRUCK

APPEARANCE and MAINTENANCE MATERIALS
CANADIAN USAGE

| PART NUMBER | DESCRIPTION | PART NUMBER | DESCRIPTION |
|----------------------------------|---|--------------------------|--|
| SPECIAL PRODUCTS — Cont'd | | | |
| * CXC 60 | Penetrating fluid -- (4) 4 litre cans | E4AZ 19627-C | Tape-PVC foam-use with E0AZ 19562-A for windshield replacement -- 6mm x 6mm x 12 ft. long |
| CB9CZ 19586-A | Door ease-stick lubricant-shop size -- (6 to carton) | E0AZ 19628-A *WA-15 | Tape (electrical repair)-flame retardant-automotive use only-3/4" wide x 100 ft. (19.50 mm x 30.48 meters) long -- (10) roll skin pkg. |
| D4AZ 19627-A *YZ-1 | Tape (air conditioner insulation)-1/8" x 2 x 15 ft. | E7AZ 19E725-B *YN-8-A | Air Conditioning Odor Treatment Kit |
| D6AZ 19627-A | Tape (pressure sensitive)-black waterproof-3" wide -- 60 yd. roll | CXC 108 | Rubber Coating (red)-used to coat hand tools for gripping power, color coding, cushioning, etc. -- 429 ml can |
| E4AZ 19627-A | Tape - PVC foam (low density) - used to eliminate water leaks, wind noise, squeaks and rattles -- 1/8" thick x 3/4" wide x 100 ft. roll | CXC 109 | Rubber Coating (orange)-used to coat hand tools for gripping power, color coding, cushioning, etc. -- 429 ml can |
| E4AZ 19627-B | Tape - PVC foam (low density) - used to eliminate water leaks, wind noise, squeaks and rattles -- 1/4" thick x 3/4" wide x 50 ft. roll | | |

USED TRUCK RECONDITIONING MATERIALS
U. S. USAGE

| PART NUMBER | DESCRIPTION | PART NUMBER | DESCRIPTION |
|---------------|---|----------------|---|
| D4AZ 19530-A | Used-car reconditioning polish (2) 1 gal. cans | COAZ 19A536-F | Engine shampoo (cleaner and degreaser) -- 55 gal. drum |
| COAZ 19A536-D | Engine shampoo (cleaner and degreaser) -- 5 gal. drum | D8AZ 19A536-AA | Automotive engine shampoo and degreaser-(for exterior use only) -- (12) 19 oz. aerosol spray cans |

USED TRUCK RECONDITIONING MATERIALS
CANADIAN USAGE

| PART NUMBER | DESCRIPTION | PART NUMBER | DESCRIPTION |
|-------------|--|-------------|---|
| *CXC 351 | Cream hardener-114 gram tube | *CXC 157 | Body filler-white -- (12) 1 litre cans- includes hardener |
| *CXC 156 | Body filler-white -- (4) 4 litre cans- includes hardener | *CXC 164 | Body filler-white -- (2) 7.26 kg cans- includes hardener |

FORD SPECIFICATION NO. TO SERVICE PART NO.

CROSS REFERENCE LIST

| SPECIFICATION NO. | PART NUMBER | SPECIFICATION NO. | PART NUMBER |
|---|---------------------|-------------------|----------------|
| Note: In Specification basic number sequence * Motorcraft No. * No Longer Serviced % Service Equivalent | | | |
| ESA M1B6-A | % D9AZ 19583-A | ESA M1C75-B | * XG 1-C-K |
| ESA M1C25-A | % C1AZ 19590-B | ESW M1C87-A | C3AZ 19578-A |
| ESF M1C34-A | % COAZ 19553-A | ESA M1C92-A | * D4AZ 19590-A |
| ESB M1C35-B | C4AZ 19D530-A | ESB M1C93-A | % DOAZ 19584-A |
| ESW M1C39-A | % C1AZ 19590-B | ESB M1C111-A | D2AZ 19590-A |
| ESA M1C45-A | % DOAZ 19584-AA | ESW M1C113-A | * C6AZ 19590-B |
| EST M1C53-A | * C7AZ 19590-B | ESB M1C119-A | % C3AZ 19578-A |
| ESF M1C66-A | % C4AZ 19590-A | ESA M1C155-A | % D7AZ 19590-A |
| ES M1C75-A | D8RZ 19590-A | ESR M1C159-A | DOAZ 19584-AA |
| ESA M1C75-B | C1AZ 19590-BA-C-D-E | | |

100% SATISFACTION GUARANTEED

BUY IT NOW!

Click Here To Order

PayPal American Express Discover MasterCard VISA

FORD SPECIFICATION NO. TO SERVICE PART NO.
CROSS REFERENCE LIST

| SPECIFICATION NO. | PART NUMBER | SPECIFICATION NO. | PART NUMBER |
|---|--------------------|----------------------|----------------------|
| Note: In Specification basic number sequence — Cont'd | | | |
| | * Motorcraft No. | * No Longer Serviced | % Service Equivalent |
| ESR M1C159-A | D7AZ 19584-AA | ESP M2C164-A | **XT 3-MV |
| ESF M1C160-A | D2AZ 19581-A | ESP M2C164-A | E4AZ 19582-D |
| ESF M1C160-A | E6TZ 19581-A | ESR M2C165-A | *E6AZ 19582-A |
| ESA M1C167-A | % D7AZ 19590-A | ESR M2C165-A | E6AZ 19582-AA |
| ESA M1C171-A | D7AZ 19A331-A | ESP M2C166-H | * XT 4-H |
| ESA M1C171-A | * WA 10 | ESR M2C171-A | * XO 15W40-DSD-QSD |
| ESA M1C172-A | D7AZ 19590-A | ESR M2C171-A | * XO 30-DSD-QSD |
| ESA M1C175-A | D8AZ 19578-A | ESD M2C175-A | E5RY 19C547-A |
| ESA M1C177-A | % C1AZ 19590-B | ESR M2C179-A | * XO 20W50-GR-QR |
| ESB M1C185-A | % D7AZ 19590-A | ESR M2C179-A | * E4AZ 19579-G |
| ESP M1C187-A | E2FZ 19590-A | ESB M2G14-A | * COAZ 19552-AA |
| ESP M1C187-A | E2FZ 19590-B | ESB M2G17-A | * D8AZ 19C525-A |
| ESA M1C189-A | * E1AZ 19590-A | ESE M2G52-A | % D7AZ 19B508-A |
| ESL M1C193-A | E1TZ 19590-A | ESH M2G78-B | D9AZ 19554-A |
| ESA M1C194-A | % D7AZ 19590-A | ESA M2G140-A1 | D7AZ 19554-C |
| ESR M1C207-A | E43Z 19590-A | ESB M2G176-A | * D9AZ 19554-B |
| ESEA M1C1014 | D1RY 19590-A | ESB M2G193-A | % D7AZ 19554-C |
| SQ M1C9004-A | D8RZ 19590-A | ESB M2G202-A | D9AZ 19C525-A |
| ESB M2C20-A | D8AZ 19587-AA | ESB M2G222-A | % E0AZ 19562-A |
| ESW M2C28-BA | C2AZ 19580-F | ESB M2G224-A | % E0AZ 19562-A |
| ESW M2C28-BA | E2HZ 19580-A | ESB M2G234-A | % E0AZ 19562-A |
| ESA M2C31-A | C9AZ 19577-B | ESB M2G246-A | % E0AZ 19562-A |
| ESA M2C31-A | * YN 2 | ESR M2P92-A | D7AZ 19000-A |
| ESH M2C31-A2 | E73Z 19577-A | ESR M2P93-A | M4J Clr.No.-H |
| ESH M2C31-A2 | * YN 9 | ESR M2P93-A | D7AZ 19000-C |
| ESW M2C33-F | * XT 1-DF-QF | ESR M2P94-B | * M6J 12-H |
| ESW M2C50-A | % C6AZ 19580-E | ESR M2P100-B | AL81 Clr.No.-B-H |
| ESW M2C57-A | * C2AZ 19580-D | ESB M2P115-A | VC 542-A |
| ESW M2C83-B | % D8DZ 19C547-A | ESB M3G5-A | C8AZ 19628-D-F-G-H |
| ESP M2C83-C | D8DZ 19C547-A | ESB M3G5-A | * WA 4 |
| | F2ZZ 19C547-A | ESB M3G5-A | * WA 6 |
| ESW M2C105-A | C6AZ 19580-E | ESB M3G5-A | * WA 7 |
| ESW M2C105-B | % C6AZ 19580-E | ESB M3G5-A | * WA 8 |
| EST M2C108-C | % C6AZ 19580-E | ESB M3G58-A | D6AZ 19627-A |
| ESF M2C113-A | D3AZ 19553-A | ESB M3G60-B | D9ZZ 19627-A |
| EST M2C118-A | C8AZ 19B546-A | ESB M3G71-A | E0AZ 19628-A |
| ESW M2C119-A | * D3AZ 19580-A | ESB M3G71-A | * WA 15 |
| ESR M2C127-B | **XO 10W30-QP | ESB M3G77-A | C6AZ 19627-A |
| ESR M2C127-B | * XO 20W40-DP-QP | ESB M3G102-A | D2FZ 19562-A-B |
| ESR M2C127-B | * XO 30-D-Q | ESB M3G102-A | E4AZ 19627-A-B |
| ESW M2C128-D | D6AZ 19582-A | ESB M3G137-A | E4AZ 19627-C |
| ESW M2C128-D | E4AZ 19582-A | ESB M3G143-A1 | E69Z 19562-A |
| ESR M2C129-A | D2AZ 19579-C | ESB M4G32-A | D6AZ 19560-A |
| ESR M2C129-C | * XO 5W30-QSP | ESH M4G32-B | D9AZ 19560-A |
| ESR M2C129-C | * XO 10W30-DSP-QSP | ESE M4G63-C | % E0AZ 19554-A |
| ESR M2C129-C | * XO 10W40-DSP-QSP | ESB M4G92-A | D6AZ 19562-AA-BA |
| ESP M2C138-CJ | %*XT 2-DDX-QDX | ESE M4G1115-A | % D7AZ 19554-B |
| ESE M2C153-B | * XO 10W30-QSP | ESE M4G120-A | % E0AZ 19554-A |
| ESE M2C153-B | * XO 10W40-DSP-QSP | EST M4G148-A | % C9AZ 19554-B |
| ESE M2C153-B | * XO 20W40-DSP-QSP | EST M4G150-A | * C6TZ 19554-A |
| ESE M2C153-B | * XO 30-D-Q | ESB M4G162-A | C9AZ 19554-B |
| ESP M2C154-A | E0AZ 19580-AA-B-C | ESE M4G167-A2 | E0AZ 19554-BA |
| ESP M2C154-A | * XY 90-KL-QL | ESE M4G168-A | * D0AZ 19554-C |
| ESP M2C158-A | E0AZ 19580-D | ESG M4G194-A | % D8AZ 19554-A |
| ESE M2C160-A | E2SZ 19553-A | ESE M4G195-A | % D6AZ 19562-A |
| | E6AZ 19582-B | ESE M4G195-B | % E3AZ 19562-A |

COPYRIGHT © 1994 - FORD MOTOR - DEARBORN, MICHIGAN
COMPANY

Final Issue

100% SATISFACTION GUARANTEED

BUY IT NOW!

Click Here To Order

PayPal American Express Discover MasterCard VISA

FORD SPECIFICATION NO. TO SERVICE PART NO.
CROSS REFERENCE LIST

| SPECIFICATION NO. | PART NUMBER | SPECIFICATION NO. | PART NUMBER |
|--|----------------------|----------------------|----------------------|
| Note: In Specification basic number sequence — Cont'd | | | |
| | * Motorcraft No. | * No Longer Serviced | % Service Equivalent |
| ESE M4G195-C | E3AZ 19562-A | ESR M14P10-A | * D8AZ 19A501-AA |
| ESE M4G203-A1 | % E1LY 1A109-A | ESR M14P10-A | E8AZ 19A501-AA |
| ESE M4G204-A2 | % E0AZ 19554-AA | ESR M14P12-A | C9AZ 19523-A |
| ESE M4G204-A3 | E2FZ 19554-B | ESR M14P12-A | D6AZ 19523-AA |
| ESP M4G214-A | % E0AZ 19554-A | ESR M14P13-A | E2AZ 19526-A |
| ESB M4G221-A | * D9AZ 19515-A | ESR M14P15-A | E0AZ 19526-BA-C |
| ESP M4G228-A | E1FZ 19562-A | ESE M14P16-A | E6AZ 19579-A |
| ESE M4G234-A2 | * E2AZ 19562-A | ESF M16B5-A | * BB 14 |
| ESE M4G234-A2 | E2AZ 19562-B | ESF M16B5-A | * BB 16 |
| ESA M4G280-A | E7AZ 19554-A | ESA M17B2-A | D4AZ 19B519-A |
| ESU M4G2501-A | E1FZ 19562-A | ESA M17B2-A | * YN 1-A |
| WSK M4G320-A2 | F1AZ 19562-A | ESA M17B2-A | YN 7 |
| ESB M4J58-A | D8AZ 19562-AA | ESR M17P1-A | * D3AZ 19C544-B |
| ESR M5B106-A | B7A 19520-AA | ESR M17P2-A | C8AZ 19C544-BA |
| ESR M5B194-B | * 8A 19522-A | ESR M17P3-A | C9AZ 19C544-AA |
| ESR M5B196-A | * D8AZ 19A501-B | ESR M17P5-A | C9AZ 19550-AA-BA |
| ESR M5B197-A | B7A 19521-AA | ESR M17P6-A | * 8A 19546-C |
| ESR M5B202-A | * D8AZ 19A501-B | ESR M18P1-A | * D2AZ 19B542-A |
| ESR M5B255-A | D2AZ 19523-A-B | ESR M18P2-A | B5A 19554-A |
| ESR M5B255-A | D5AZ 19523-PBK | ESR M18P2-A | D7AZ 19554-B,BA |
| ESR M5B255-A | F1AZ 19523-A-B-C-D-E | ESB M18P5-A | EPB M18P5-A |
| ESB M5B280-A | % E0AZ 19562-A | ESB M18P5-A | EPB 1618-B |
| ESA M6C25-A | C6AZ 19542-AA-BA | ESR M18P7-A | D8AZ 19554-A |
| ESL M6C51-A | CE6TZ 19542-A | ESE M97B18-C | * 8A 19549-A |
| ESR M6J130-A | * D7AZ 19000-B | ESE M97B18-C | % E2FZ 19549-B |
| ESR M6J130-A | E8AZ 19000-A | ESE M97B18-C | E6HZ 19549-A |
| ESR M7C54-A | D7AZ 19515-A | ESA M97B23-B | * D2TZ 19577-A |
| ESR M7C54-A | * D8AZ 19515-A | ESE M97B43-A | % E2FZ 19549-A |
| ESR M7C54-A | D8AZ 19515-B,BA | ESE M97B44-A | E2FZ 19549-AA-B |
| ESR M7C54-A | E4AZ 19515-A | ESE M99B37-B | D9AZ 19558-A-PAK |
| ESR M11B23-B | B4A 19534-AA | ESF M99B112-A | E25Y 19553-A |
| ESR M11B23-B | B8A 19534-A | ESR M99B135-A | D9AZ 19583-A |
| ESR M11B26-A | B7A 19530-A-B | ESE M99B170-A | E6AZ 19558-A |
| ESR M11B26-A | D4AZ 19530-A | ESR M99C50-B | * C2RZ 19C548-A |
| ESR M11B26-A | * D8AZ 19534-A | ESR M99C50-C | E4AZ 19C548-A |
| ESR M11B26-A | E4AZ 19534-AA | ESR M99C56-A | D7AZ 19A501-AA |
| ESR M11P15-A | * C9AZ 19627-A-C | ESR M99C80-A | B7A 19579-C |
| ESP M11P16-A | 8A 19552-B | ESR M99C80-A | D9AZ 19579-CA |
| ESR M11P17-A | D7AZ 19B508-AA | ESR M99C80-A | D9AZ 19579-D |
| ESR M11P17-A | D7AZ 19B508-B | ESE M99C112-A | E8AZ 19C544-A |
| ESE M12A5-A | E0AZ 19590-A | ESE M99C115-A | E9SZ 19577-A |
| ESR M13P4-A | C0AZ 19553-AA | ESA M99G50 | D4AZ 19627-A |
| ESR M13P4-A | D7AZ 19553-AA | ESA M99G50 | * YZ 1 |
| ESR M14P3-A | C0AZ 19A536-D-F | ESR M99H93-B | B7A 19517-B |
| ESR M14P3-A | D8AZ 19A536-AA | ESR M99H93-B | D3AZ 19517-AA |
| ESR M14P4-A | * D4AZ 19521-B | ESR M99H93-B | E0AZ 19517-A |
| ESR M14P4-A | E0AZ 19521-AA | ESR M99H93-B | E0AZ 19517-B |
| ESR M14P4-A | B8A 19523-AA-B-C | ESR M99J300-A | E4AZ 19000-A-B-C-D |
| ESR M14P4-A | E0AZ 19526-AA | ESR M99P3-A | D3AZ 19517-B |
| ESR M14P5-A | * D8AZ 19C507-A | ESR M99P4-B | * D0AZ 19515-A-B |
| ESR M14P5-A | E4AZ 19C507-AA | ESR M99P4-C | * E6AZ 19515-A |
| ESR M14P6-A | * C8AZ 19F535-A-B | ESR M99P4-C | E9AZ 19515-A-B-C-D |
| ESR M14P6-A | E3AZ 19F535-A-B | ESR M99P10-A | D7AZ 19515-A |
| ESR M14P7-A | D6AZ 19A503-AA | DEXRON® II | * XT 2-DDX-QDX |
| ESR M14P9-A | D9AZ 19579-AA-BA | MERCON | * XT 2-BDX-DDX-QDX |
| ESR M14P9-A | F6AZ 19579-C | | |

100% SATISFACTION GUARANTEED

BUY IT NOW!

Click Here To Order

PayPal American Express Discover MasterCard VISA

1980/89 LIGHT TRUCK

| YEAR | MODEL/RESTRICTIONS | PART NUMBER | DESCRIPTION | QTY. |
|---|---|---------------|--|-------|
| 1001 GASKET (REAR WHEEL BEARING RETAINER or REAR AXLE SHAFT) | | | | |
| Also refer to Rear Axle Parts Lists Section 40 | | | | |
| 84 | B | 1001 | Not Required | |
| 80/ | E100 | D0AZ 1001-A | 3 5/32" - 4 holes | 2 |
| 80/ | E100/150 | D3OZ 1001-A | 3 3/16" | 2 |
| 80/ | E250/350 | ★ E0TZ 1001-A | r/b EOUZ 1K001-A | 2 |
| 80/ | F100 -- 2800 lb. axle | D3OZ 1001-A | | 2 |
| 80/ | F100/150 -- 3750 lb. axle | D8AZ 1001-A | | 2 |
| 80/ | F250 -- 4/W/D | C1TZ 1001-A | Front wheel-6 bolt holes - 3 3/4" circle | 2 |
| 80/85 | F250/350 -- dana rear axle | ★ E0TZ 1001-A | r/b EOUZ 1K001-A | 2 |
| 88/ | F(Super Duty) -- dana rear axle | ★ E8TZ 1001-A | r/b E8TZ 1K001-A | 2 |
| 89/ | F53/59 -- Stripped chassis- dana 80 rear axle | ★ E8TZ 1001-A | r/b E8TZ 1K001-A | 2 |
| 83/84 | R (6.75 R/G) | ★ E3TZ 1001-A | | 2 |
| 80/ | U150 | D8AZ 1001-A | | 2 |
| 1K001 GASKET KIT (REAR AXLE SHAFT TO WHEEL HUB) | | | | |
| 80/ | E250/350 -- dana rear axle | EOUZ 1K001-A | | 2 |
| 80/85 | F250/350 -- dana rear axle | | | 2 |
| Consists of | | | | |
| 1-F3UZ 1001-A | | Gasket | 8-F3UZ 4A140-A | Bolts |
| 88/ | F(Super Duty) -- dana 80 rear axle | E8TZ 1K001-A | | 2 |
| 89 | F53/59 -- Stripped Chassis - dana 80 rear axle | | | 2 |
| Consists of | | | | |
| 1-F3TZ 1001-A | | Gasket | 8-F3TZ 4A140-A | Bolts |

WHEEL or RIM IDENTIFICATION CHART

| TYPE | IDENTIFICATION | PART NUMBER | TYPE | IDENTIFICATION | PART NUMBER |
|---|--------------------------|----------------------------------|--------|---------------------------------------|-----------------------------------|
| 1007/1015 For Type Identification refer to Pages 11 and 12 | | | | | |
| | 1Z | ★ E69Z 1007-B | 3 | 2X | ★ E5TZ 1015-H r/b E5UZ 1015-C |
| | 2A, LB, 097025, 095506-2 | ★ E3TZ 1015-V r/b E7TZ 1015-C | 4 2 | 3F 3X | E3TZ 1015-T ★ E3TZ 1015-S |
| | 2B | ★ E3TZ 1015-U r/b E7TZ 1015-C | | | r/b E5UZ 1015-C E7TZ 1015-A |
| | 2C | E7TZ 1015-C | 5 | 5D | E0TZ 1015-B |
| | 2C, LC | ★ E4TZ 1015-C r/b E7TZ 1015-C | 5 | 5E (White), LE, LX 5E (Argent), LX | ★ E2TZ 1015-D r/b E7TZ 1015-B |
| 3 | 2G, LR | D5TZ 1007-F | 5 | 5E | E7TZ 1015-B |
| 7 | 2H | E3TZ 1015-A r/b E5TZ 1015-D | 6 6 | 5G 5K | E3TZ 1015-R ★ E3TZ 1015-E |
| 7 | 2H | ★ E69Z 1015-B r/b E5TZ 1015-D | 1 | 5W | ★ E4TZ 1015-A r/b E75Y 1K007-A |
| 5 | 2J (White) | ★ E3TZ 1015-W | 4 | 6F, LF | E3TZ 1015-T |
| 5 | 2J (Argent) | ★ E3TZ 1015-X | 4 | 6F | ★ E5TZ 1015-G |
| 7 | 2L, UL | ★ E5TZ 1015-C r/b E5TZ 1015-D | | | r/b F2TZ 1015-D ★ E4TZ 1015-D |
| 7 | 2M | E9TZ 1015-A | 4 | 6F,6G | r/b F2TZ 1015-C |
| 7 | 2M | E9TZ 1015-B | 2 | 6J | ★ E5TZ 1015-B |
| 7 | 2N | E5TZ 1015-E | | | r/b E5UZ 1015-C |
| 7 | 2N | E7TZ 1015-F | 4 | 6U | ★ E5UZ 1015-A |
| 7 | 2S | ★ E3TZ 1015-N r/b E9TZ 1015-A | | | r/b E5UZ 1015-B E5UZ 1015-B |
| 7 | 2S | ★ E7TZ 1015-E r/b E9TZ 1015-A | 2 | 6X | ★ E3TZ 1015-S r/b E5UZ 1015-C |
| 7 | 2T | ★ E3TZ 1015-M | 10 | 7V | ★ E3TZ 1007-C |
| 9 | 2V | E8TZ 1007-A | | | r/b E5TZ 1007-A |
| 13 | 2W | E69Z 1015-A | 10 | 7V | E5TZ 1007-A |
| 13 | 2W | E99Z 1015-B | | | |

BUY IT NOW!

Click Here To Order

1980/89 LIGHT TRUCK

WHEEL or RIM IDENTIFICATION CHART

| TYPE | IDENTIFICATION | PART NUMBER | TYPE | IDENTIFICATION | PART NUMBER |
|------|------------------------------|----------------------------------|------|----------------|----------------------------------|
| 9 | 7Y | E8TZ 1007-B | 9 | L3 | D8TZ 1015-E |
| 12 | 77 | E2TZ 1007-A | 7 | UH | E3TZ 1015-A |
| 11 | 78 | E3TZ 1007-B | | | r/b E5TZ 1015-D |
| 15 | 8W, 8Z | E99Z 1007-B | 7 | UT | ★ E3TZ 1015-M |
| 3 | 27850-3, 88680, 89150, 91160 | D5TZ 1007-F | | | |
| 4 | 84910, 88590, 88950, LU | ★ D0TZ 1015-A r/b D0TZ 1015-B | 7 | UT | ★ E7TZ 1015-G r/b E9TZ 1015-B |
| 3 | 85659, 88560, 89140, E73767 | D1TZ 1015-A | 7 | VH | E3TZ 1015-A |
| 3 | LD, LP | D1TZ 1015-A | | | r/b E5TZ 1015-D |
| 5 | LJ (White) | D8TZ 1015-C | 7 | VH | ★ E3TZ 1015-AA |
| 5 | LJ (Argent) | ★ E2TZ 1015-B | | | r/b E5TZ 1015-D |
| 1 | LM | E0TZ 1015-D | 7 | VH | E5TZ 1015-D |
| 8 | L1 | ★ D7TZ 1015-A | 14 | 63 | ★ E8TZ 1015-A r/b F2TZ 1015-E |

WHEEL APPLICATION CHART

| WHEEL or RIM SIZE (INCHES) | HOLES | BOLT CIRCLE (INCHES) | WHEEL or RIM PART NUMBER | TYPE | REMARKS |
|----------------------------|-------|----------------------|--------------------------|------|---------|
|----------------------------|-------|----------------------|--------------------------|------|---------|

1980

E 100/350

| | | | | | |
|-------------|---|------|--------------|---|--|
| 15 x 6.0 | 5 | 5.50 | E7TZ 1015-C | 1 | E100/150 |
| 15 x 6.0 | 5 | 5.50 | D8TZ 1015-E | 9 | E100/150-10 openings-polished aluminum |
| 15 x 6.0 | 5 | 5.50 | ★D7TZ 1015-A | 8 | E100/150-5 openings-aluminum |
| 15 x 6.0 | 5 | 5.50 | D8TZ 1015-C | 5 | E100/150-spoke type-white |
| 16.5 x 6.0 | 8 | 6.50 | D1TZ 1015-A | 3 | E250/350-single rears |
| 16.5 x 6.0 | 8 | 6.50 | D0TZ 1015-B | 4 | E250/350-dual rears |
| 16.5 x 6.75 | 8 | 6.50 | D5TZ 1007-F | 3 | E250/350-single rears |

F 100/350

| | | | | | |
|-------------|---|------|--------------|---|--|
| 15 x 6.0 | 5 | 5.50 | E7TZ 1015-C | 1 | F100/150 |
| 15 x 6.0 | 5 | 5.50 | D8TZ 1015-E | 9 | F100/150-10 openings-polished aluminum |
| 15 x 6.0 | 5 | 5.50 | ★D7TZ 1015-A | 8 | F100/150-5 openings-aluminum |
| 15 x 6.0 | 5 | 5.50 | D8TZ 1015-C | 5 | F100/150-spoke type-white |
| 15 x 7.0 | 5 | 5.50 | E0TZ 1015-B | 5 | F100/150-spoke type-white |
| 15 x 7.0 | 5 | 5.50 | E7TZ 1015-B | 5 | F100/150-bright argent |
| 16 x 6.0 | 8 | 6.50 | E5UZ 1015-C | 2 | F250/350-single rears |
| 16 x 6.0 | 8 | 6.50 | E3TZ 1015-T | 4 | F250/350-dual rears |
| 16.5 x 6.0 | 8 | 6.50 | D1TZ 1015-A | 3 | F250/350-single rears |
| 16.5 x 6.0 | 8 | 6.50 | D0TZ 1015-B | 4 | F250/350-dual rears |
| 16.5 x 6.75 | 8 | 6.50 | D5TZ 1007-F | 3 | F250/350-single rears |

U150

| | | | | | |
|----------|---|------|--------------|---|-------------------------------|
| 15 x 6.0 | 5 | 5.50 | E7TZ 1015-C | 1 | |
| 15 x 6.0 | 5 | 5.50 | D8TZ 1015-E | 9 | 10 openings-polished aluminum |
| 15 x 6.0 | 5 | 5.90 | ★D7TZ 1015-A | 8 | 5 openings-aluminum |
| 15 x 6.0 | 5 | 5.50 | D8TZ 1015-C | 5 | Spoke type-white |
| 15 x 7.0 | 5 | 5.50 | E0TZ 1015-B | 5 | Spoke type-white |
| 15 x 7.0 | 5 | 5.50 | E7TZ 1015-B | 5 | Bright argent |

1981

E 100/350

| | | | | | |
|----------|---|------|--------------|---|--|
| 15 x 6.0 | 5 | 5.50 | E7TZ 1015-C | 1 | E100/150 |
| 15 x 6.0 | 5 | 5.50 | D8TZ 1015-E | 9 | E100/150-10 openings-polished aluminum |
| 15 x 6.0 | 5 | 5.50 | ★D7TZ 1015-A | 8 | E100/150-5 openings-aluminum |



BUY IT NOW!

[Click Here To Order](#)



WHEEL APPLICATION CHART

| WHEEL or RIM SIZE (INCHES) | HOLES | BOLT CIRCLE (INCHES) | WHEEL or RIM PART NUMBER | TYPE | REMARKS |
|-------------------------------|-------|-------------------------|-----------------------------|------|---------|
|-------------------------------|-------|-------------------------|-----------------------------|------|---------|

1981 — Cont'd

E100/350

| | | | | | |
|-------------|---|------|-------------|---|---------------------------|
| 15 x 6.0 | 5 | 5.50 | D8TZ 1015-C | 5 | E100/150-spoke type-white |
| 16.5 x 6.0 | 8 | 6.50 | D1TZ 1015-A | 3 | E250/350-single rears |
| 16.5 x 6.0 | 8 | 6.50 | D0TZ 1015-B | 4 | E250/350-dual rears |
| 15.5 x 6.75 | 8 | 6.50 | D5TZ 1007-F | 3 | E250/350-single rears |

F100/350

| | | | | | |
|-------------|---|------|--------------|---|--|
| 15 x 6.0 | 5 | 5.50 | E7TZ 1015-C | 1 | F100/150 |
| 15 x 6.0 | 5 | 5.50 | D8TZ 1015-E | 9 | F100/150-10 openings-polished aluminum |
| 15 x 6.0 | 5 | 5.50 | ★D7TZ 1015-A | 8 | F100/150-5 openings-aluminum |
| 15 x 6.0 | 5 | 5.50 | D8TZ 1015-C | 5 | F100/150-spoke type-white |
| 15 x 7.0 | 5 | 5.50 | E0TZ 1015-B | 5 | F100/150-spoke type-white |
| 15 x 7.0 | 5 | 5.50 | E7TZ 1015-B | 5 | F100/150-bright argent |
| 16 x 6.0 | 8 | 6.50 | E5UZ 1015-C | 2 | F250/350-single rears |
| 16 x 6.0 | 8 | 6.50 | E3TZ 1015-T | 4 | F250/350-dual rears |
| 16.5 x 6.0 | 8 | 6.50 | D1TZ 1015-A | 3 | F250/350-single rears |
| 16.5 x 6.0 | 8 | 6.50 | D0TZ 1015-B | 4 | F250/350-dual rears |
| 16.5 x 6.75 | 8 | 6.50 | D5TZ 1007-F | 3 | F250/350-single rears |

U150

| | | | | | |
|----------|---|------|--------------|---|-------------------------------|
| 15 x 6.0 | 5 | 5.50 | E7TZ 1015-C | 1 | |
| 15 x 6.0 | 5 | 5.50 | D8TZ 1015-E | 9 | 10 openings-polished aluminum |
| 15 x 6.0 | 5 | 5.50 | ★D7TZ 1015-A | 8 | 5 openings-aluminum |
| 15 x 6.0 | 5 | 5.50 | D8TZ 1015-C | 5 | Spoke type-white |
| 15 x 7.0 | 5 | 5.50 | E0TZ 1015-B | 5 | Spoke type-white |
| 15 x 7.0 | 5 | 5.50 | E7TZ 1015-B | 5 | Bright argent |

1982

E100/350

| | | | | | |
|-------------|---|------|--------------|----|----------------------------|
| 15 x 6.0 | 5 | 5.50 | E7TZ 1015-C | 1 | E100/150 |
| 15 x 6.0 | 5 | 5.50 | D8TZ 1015-C | 5 | E100/150-spoke type-white |
| 15 x 6.0 | 5 | 5.50 | ★E2TZ 1015-B | 5 | E100/150-spoke type-argent |
| 15 x 6.0 | 5 | 5.50 | E2TZ 1007-A | 12 | E100/150-cast aluminum |
| 16.5 x 6.0 | 8 | 6.50 | D1TZ 1015-A | 3 | E250/350-single rears |
| 16.5 x 6.0 | 8 | 6.50 | D0TZ 1015-B | 4 | E250/350-dual rears |
| 16.5 x 6.75 | 8 | 6.50 | D5TZ 1007-F | 3 | E250/350-single rears |

F100/350

| | | | | | |
|----------|---|------|--------------|----|----------------------------|
| 15 x 6.0 | 5 | 5.50 | E7TZ 1015-C | 1 | F100/150 |
| 15 x 6.0 | 5 | 4.50 | E0TZ 1015-D | 1 | F100 |
| 15 x 6.0 | 5 | 5.50 | D8TZ 1015-C | 5 | F100/150-spoke type-white |
| 15 x 6.0 | 5 | 5.50 | ★E2TZ 1015-B | 5 | F100/150-spoke type-argent |
| 15 x 6.0 | 5 | 5.50 | E2TZ 1007-A | 12 | F100/150-cast aluminum |
| 15 x 7.0 | 5 | 5.50 | E0TZ 1015-B | 5 | F100/150-spoke type-white |
| 15 x 7.0 | 5 | 5.50 | E7TZ 1015-B | 5 | F100/150-bright argent |



BUY IT NOW!

Click Here To Order

COPYRIGHT © 1994

FORD MOTOR
COMPANY

DEARBORN MICHIGAN

FINAL ISSUE



1980/89 LIGHT TRUCK

WHEEL APPLICATION CHART

| WHEEL or RIM SIZE (INCHES) | HOLES | BOLT CIRCLE (INCHES) | WHEEL or RIM PART NUMBER | TYPE | REMARKS |
|-------------------------------|-------|-------------------------|-----------------------------|------|---------|
|-------------------------------|-------|-------------------------|-----------------------------|------|---------|

1982 — Cont'd

F100/350

| | | | | | |
|-------------|---|------|-------------|---|-----------------------|
| 16 x 6.0 | 8 | 6.50 | E5UZ 1015-C | 2 | F250/350—single rears |
| 16 x 6.0 | 8 | 6.50 | E3TZ 1015-T | 4 | F250/350—dual rears |
| 16.5 x 6.0 | 8 | 6.50 | D1TZ 1015-A | 3 | F250/350—single rears |
| 16.5 x 6.0 | 8 | 6.50 | D0TZ 1015-B | 4 | F250/350—dual rears |
| 16.5 x 6.75 | 8 | 6.50 | D5TZ 1007-F | 3 | F250/350—single rears |

U150

| | | | | | |
|----------|---|------|--------------|----|-------------------|
| 15 x 6.0 | 5 | 5.50 | E7TZ 1015-C | 1 | |
| 15 x 6.0 | 5 | 5.50 | D8TZ 1015-C | 5 | Spoke type—white |
| 15 x 6.0 | 5 | 5.50 | ★E2TZ 1015-B | 5 | Spoke type—argent |
| 15 x 6.0 | 5 | 5.50 | E2TZ 1007-A | 12 | Cast aluminum |
| 15 x 7.0 | 5 | 5.50 | E0TZ 1015-B | 5 | Spoke type—white |
| 15 x 7.0 | 5 | 5.50 | E7TZ 1015-B | 5 | Bright argent |

1983

E100/350

| | | | | | |
|-------------|---|------|--------------|----|----------------------------|
| 15 x 6.0 | 5 | 5.50 | E7TZ 1015-C | 1 | E100/150 |
| 15 x 6.0 | 5 | 5.50 | D8TZ 1015-C | 5 | E100/150—spoke type—white |
| 15 x 6.0 | 5 | 5.50 | ★E2TZ 1015-B | 5 | E100/150—spoke type—argent |
| 15 x 6.0 | 5 | 5.50 | E2TZ 1007-A | 12 | E100/150—cast aluminum |
| 16.5 x 6.0 | 8 | 6.50 | D1TZ 1015-A | 3 | E250/350—single rears |
| 16.5 x 6.0 | 8 | 6.50 | D0TZ 1015-B | 4 | E250/350—dual rears |
| 16.5 x 6.75 | 8 | 6.50 | D5TZ 1007-F | 3 | E250/350—single rears |

F100/350

| | | | | | |
|-------------|---|------|--------------|----|----------------------------|
| 15 x 6.0 | 5 | 5.50 | E7TZ 1015-C | 1 | F100/150 |
| 15 x 6.0 | 5 | 4.50 | E0TZ 1015-D | 1 | F100 |
| 15 x 6.0 | 5 | 5.50 | D8TZ 1015-C | 5 | F100/150—spoke type—white |
| 15 x 6.0 | 5 | 5.50 | ★E2TZ 1015-B | 5 | F100/150—spoke type—argent |
| 15 x 6.0 | 5 | 5.50 | E2TZ 1007-A | 12 | F100/150—cast aluminum |
| 15 x 7.0 | 5 | 5.50 | E0TZ 1015-B | 5 | F100/150—spoke type—white |
| 15 x 7.0 | 5 | 5.50 | E7TZ 1015-B | 5 | F100/150—bright argent |
| 16 x 6.0 | 8 | 6.50 | E5UZ 1015-C | 2 | F250/350—single rears |
| 16 x 6.0 | 8 | 6.50 | E3TZ 1015-T | 4 | F250/350—dual rears |
| 16.5 x 6.0 | 8 | 6.50 | D1TZ 1015-A | 3 | F250/350—single rears |
| 16.5 x 6.0 | 8 | 6.50 | D0TZ 1015-B | 4 | F250/350—dual rears |
| 16.5 x 6.75 | 8 | 6.50 | D5TZ 1007-F | 3 | F250/350—single rears |

R—RANGER

| | | | | | |
|----------|---|------|--------------------------------|----|--|
| 14 x 5.0 | 5 | 4.50 | ★E5TZ 1015-C r/bE5TZ 1015-D | 7 | Argent |
| 14 x 5.5 | 5 | 4.50 | E5TZ 1015-D | 7 | Argent |
| 14 x 6.0 | 5 | 4.50 | ★E3TZ 1015-E | 6 | White w/2 red stripes |
| 14 x 6.0 | 5 | 4.50 | E5TZ 1007-A | 10 | Cast aluminum |
| 15 x 5.0 | 5 | 4.50 | ★E3TZ 1015-N r/bE9TZ 1015-A | 7 | Argent |
| 15 x 6.0 | 5 | 4.50 | E9TZ 1015-A | 7 | Argent |
| 15 x 5.5 | 5 | 4.50 | ★E3TZ 1015-M | 7 | Argent |
| 15 x 6.0 | 5 | 4.50 | E3TZ 1015-R | 6 | Spoke type—white w/2 red stripes —black depressions |
| 15 x 6.0 | 5 | 4.50 | E3TZ 1007-B | 11 | Aluminum |
| 16 x 4.0 | 5 | 4.50 | E75Y 1K007-A | 1 | Mini—spare wheel |



BUY IT NOW!

Click Here To Order



WHEEL APPLICATION CHART

| WHEEL or RIM SIZE (INCHES) | HOLES | BOLT CIRCLE (INCHES) | WHEEL or RIM PART NUMBER | TYPE | REMARKS |
|-------------------------------|-------|-------------------------|-----------------------------|------|---------|
|-------------------------------|-------|-------------------------|-----------------------------|------|---------|

1983 — Cont'd

U150

| | | | | | |
|----------|---|------|--------------|----|-------------------|
| 15 x 6.0 | 5 | 5.50 | E7TZ 1015-C | 1 | |
| 15 x 6.0 | 5 | 5.50 | D8TZ 1015-C | 5 | Spoke type-white |
| 15 x 6.0 | 5 | 5.50 | ★E2TZ 1015-B | 5 | Spoke type-argent |
| 15 x 6.0 | 5 | 5.50 | E2TZ 1007-A | 12 | Cast aluminum |
| 15 x 7.0 | 5 | 5.50 | E0TZ 1015-B | 5 | Spoke type-white |
| 15 x 7.0 | 5 | 5.50 | E7TZ 1015-B | 5 | Bright argent |

1984

B-BRONCO II

| | | | | | |
|----------|---|------|--------------|----|--|
| 15 x 5.5 | 5 | 4.50 | ★E3TZ 1015-M | 7 | Argent |
| 15 x 6.0 | 5 | 4.50 | E0TZ 1015-D | 1 | |
| 15 x 6.0 | 5 | 4.50 | E3TZ 1015-R | 6 | Spoke type-white w/2 red stripes -black depressions |
| 15 x 6.0 | 5 | 4.50 | E3TZ 1007-B | 11 | Cast aluminum |
| 16 x 4.0 | 5 | 4.50 | E75Y 1K007-A | 1 | Mini spare |

E150/350

| | | | | | |
|-------------|---|------|-------------|----|-----------------------------------|
| 15 x 6.0 | 5 | 5.50 | E7TZ 1015-C | 1 | E150 |
| 15 x 6.0 | 5 | 5.50 | E2TZ 1007-A | 12 | Cast aluminum |
| 16.5 x 6.0 | 8 | 6.50 | D1TZ 1015-A | 3 | E250/350-single rears |
| 16.5 x 6.0 | 8 | 6.50 | DOTZ 1015-B | 4 | E250/350-dual rears "Before 1/84" |
| 16.5 x 6.0 | 8 | 6.50 | E5UZ 1015-B | 4 | E250/350-dual rears "From 1/84" |
| 16.5 x 6.75 | 8 | 6.50 | D5TZ 1007-F | 3 | E250/350-single rears |

F150/350

| | | | | | |
|-------------|---|------|--------------------------------|----|-----------------------------------|
| 15 x 6.0 | 5 | 5.50 | E7TZ 1015-C | 1 | F150 |
| 15 x 6.0 | 5 | 5.50 | D8TZ 1015-C | 5 | F150-spoke type-white |
| 15 x 6.0 | 5 | 5.50 | ★E2TZ 1015-B | 5 | F150-spoke type-argent |
| 15 x 6.0 | 5 | 5.50 | E2TZ 1007-A | 12 | F150-cast aluminum |
| 15 x 7.0 | 5 | 5.50 | E0TZ 1015-B | 5 | F150-spoke type-white |
| 15 x 7.0 | 5 | 5.50 | E7TZ 1015-B | 5 | F150-bright argent |
| 16 x 6.0 | 8 | 6.50 | E5UZ 1015-C | 2 | F250/350-single rears |
| 16 x 6.0 | 8 | 6.50 | ★E4TZ 1015-D r/bF2TZ 1015-C | 4 | F250/350-dual rears |
| 16 x 6.0 | 8 | 6.50 | F2TZ 1015-C | 4 | F250/350-dual rears- gray |
| 16.5 x 6.0 | 8 | 6.50 | D1TZ 1015-A | 3 | F250/350-single rears |
| 16.5 x 6.0 | 8 | 6.50 | DOTZ 1015-B | 4 | F250/350-dual rears "Before 1/84" |
| 16.5 x 6.0 | 8 | 6.50 | E5UZ 1015-B | 4 | F250/350-dual rears "From 1/84" |
| 16.5 x 6.75 | 8 | 6.50 | D5TZ 1007-F | 3 | F250/350-single rears |

R-RANGER

| | | | | | |
|----------|---|------|--------------------------------|----|-----------------------|
| 14 x 5.0 | 5 | 4.50 | ★E5TZ 1015-C r/bE5TZ 1015-D | 7 | Argent |
| 14 x 5.5 | 5 | 4.50 | E5TZ 1015-D | 7 | Argent |
| 14 x 6.0 | 5 | 4.50 | ★E3TZ 1015-E | 6 | White w/2 red stripes |
| 14 x 6.0 | 5 | 4.50 | E5TZ 1007-A | 10 | Cast aluminum |
| 15 x 5.0 | 5 | 4.50 | ★E3TZ 1015-N r/bE9TZ 1015-A | 7 | Argent |



BUY IT NOW!

Click Here To Order

COPYRIGHT © 1994

FORD MOTOR
COMPANY

DEARBORN, MICHIGAN

FINAL ISSUE



**1980/89
LIGHT TRUCK**

WHEEL APPLICATION CHART

| WHEEL or RIM SIZE (INCHES) | HOLES | BOLT CIRCLE (INCHES) | WHEEL or RIM PART NUMBER | TYPE | REMARKS |
|-------------------------------|-------|-------------------------|-----------------------------|------|---------|
|-------------------------------|-------|-------------------------|-----------------------------|------|---------|

1984 — Cont'd

R-RANGER

| | | | | | |
|----------|---|------|--------------|----|--|
| 15 x 6.0 | 5 | 4.50 | E9TZ 1015-A | 7 | Argent |
| 15 x 5.5 | 5 | 4.50 | ★E3TZ 1015-M | 7 | Argent |
| 15 x 6.0 | 5 | 4.50 | E0TZ 1015-D | 1 | |
| 15 x 6.0 | 5 | 4.50 | E3TZ 1015-R | 6 | Spoke type—white w/2 red stripes —black depressions |
| 15 x 6.0 | 5 | 4.50 | E3TZ 1007-B | 11 | Aluminum |
| 16 x 4.0 | 5 | 4.50 | E75Y 1K007-A | 1 | Mini—spare wheel |

U150

| | | | | | |
|----------|---|------|--------------|----|-------------------|
| 15 x 6.0 | 5 | 5.50 | E7TZ 1015-C | 1 | |
| 15 x 6.0 | 5 | 5.50 | D8TZ 1015-C | 5 | Spoke type—white |
| 15 x 6.0 | 5 | 5.50 | ★E2TZ 1015-B | 5 | Spoke type—argent |
| 15 x 6.0 | 5 | 5.50 | E2TZ 1007-A | 12 | Cast aluminum |
| 15 x 7.0 | 5 | 5.50 | E0TZ 1015-B | 5 | Spoke type—white |
| 15 x 7.0 | 5 | 5.50 | E7TZ 1015-B | 5 | Bright argent |

1985

B-BRONCO II

| | | | | | |
|----------|---|------|--------------|----|--|
| 15 x 5.5 | 5 | 4.50 | ★E3TZ 1015-M | 7 | Argent |
| 15 x 6.0 | 5 | 4.50 | E0TZ 1015-D | 1 | |
| 15 x 6.0 | 5 | 4.50 | E3TZ 1015-R | 6 | Spoke type—white w/2 red stripes —black depressions |
| 15 x 6.0 | 5 | 4.50 | E3TZ 1007-B | 11 | Cast aluminum |
| 16 x 4.0 | 5 | 4.50 | E75Y 1K007-A | 1 | Mini—spare |

E 150/350

| | | | | | |
|------------|---|------|--------------------------------|---|--------------------------|
| 15 x 6.0 | 5 | 5.50 | E7TZ 1015-C | 1 | E150 |
| 16 x 6.0 | 8 | 6.50 | ★E5TZ 1015-H r/bE5UZ 1015-C | 3 | E250/350—single rears |
| 16 x 6.0 | 8 | 6.50 | E5UZ 1015-B | 2 | E250/350—single rears |
| 16 x 6.0 | 8 | 6.50 | ★E4TZ 1015-D r/bF2TZ 1015-C | 4 | E250/350—dual rears |
| 16 x 6.0 | 8 | 6.50 | F2TZ 1015-C | 4 | E250/350—dual rears—gray |
| 16.5 x 6.0 | 8 | 6.50 | E5UZ 1015-B | 4 | E250/350—dual rears |

F 150/350

| | | | | | |
|----------|---|------|--------------------------------|---|---------------------------------|
| 15 x 6.0 | 5 | 5.50 | E7TZ 1015-C | 1 | F150 |
| 15 x 7.0 | 5 | 5.50 | E7TZ 1015-B | 5 | F150—bright argent |
| 15 x 7.0 | 5 | 5.50 | E0TZ 1015-B | 5 | F150—spoke type—white |
| 16 x 6.0 | 8 | 6.50 | ★E5TZ 1015-H r/bE5UZ 1015-C | 3 | F250/350—single rears |
| 16 x 6.0 | 8 | 6.50 | E5UZ 1015-C | 2 | F250/350—single rears |
| 16 x 6.0 | 8 | 6.50 | ★E4TZ 1015-D r/bF2TZ 1015-C | 4 | F250/350(2/W/D)—dual rears |
| 16 x 6.0 | 8 | 6.50 | F2TZ 1015-C | 4 | F250/350(2/W/D)—dual rears—gray |
| 16 x 6.0 | 8 | 6.50 | F2TZ 1015-D | 4 | F250/350(4/W/D)—dual rears—gray |

R-RANGER

| | | | | | |
|----------|---|------|-------------|----|---------------|
| 14 x 5.5 | 5 | 4.50 | E5TZ 1015-D | 7 | Argent |
| 14 x 6.0 | 5 | 4.50 | E5TZ 1015-E | 7 | Argent |
| 14 x 6.0 | 5 | 4.50 | E5TZ 1007-A | 10 | Cast aluminum |



BUY IT NOW!

Click Here To Order



**1980/89
LIGHT TRUCK**

SECTION 10 7

WHEEL APPLICATION CHART

| WHEEL or RIM SIZE (INCHES) | HOLES | BOLT CIRCLE (INCHES) | WHEEL or RIM PART NUMBER | TYPE | REMARKS |
|-------------------------------|-------|-------------------------|-----------------------------|------|---------|
|-------------------------------|-------|-------------------------|-----------------------------|------|---------|

1985 — Cont'd

R-RANGER

| | | | | | |
|----------|---|------|--------------------------------|----|--|
| 15 x 5.0 | 5 | 4.50 | ★E7TZ 1015-E r/bE9TZ 1015-A | 7 | Argent |
| 15 x 6.0 | 5 | 4.50 | E9TZ 1015-A | 7 | Argent |
| 15 x 5.5 | 5 | 4.50 | ★E3TZ 1015-M | 7 | Argent |
| 15 x 6.0 | 5 | 4.50 | E3TZ 1015-R | 6 | Spoke type—white w/2 red stripes —black depressions |
| 15 x 6.0 | 5 | 4.50 | E3TZ 1007-B | 11 | Cast aluminum |
| 16 x 4.0 | 5 | 4.50 | E75Y 1K007-A | 1 | Mini—spare |

U150

| | | | | | |
|----------|---|------|-------------|---|------------------|
| 15 x 6.0 | 5 | 5.50 | E7TZ 1015-C | 1 | |
| 15 x 7.0 | 5 | 5.50 | E7TZ 1015-B | 5 | Bright argent |
| 15 x 7.0 | 5 | 5.50 | E0TZ 1015-B | 5 | Spoke type—white |

1986

A-AEROSTAR

| | | | | | |
|----------|---|------|-------------|----|--------|
| 14 x 4.5 | 5 | 4.50 | E69Z 1015-A | 13 | Spare |
| 14 x 5.5 | 5 | 4.50 | E5TZ 1015-D | 7 | Argent |

B-BRONCO II

| | | | | | |
|----------|---|------|--------------|----|--|
| 15 x 5.5 | 5 | 4.50 | ★E3TZ 1015-M | 7 | Argent |
| 15 x 6.0 | 5 | 4.50 | E0TZ 1015-D | 1 | |
| 15 x 6.0 | 5 | 4.50 | E3TZ 1015-R | 6 | Spoke type—white w/2 red stripes —black depressions |
| 15 x 6.0 | 5 | 4.50 | E3TZ 1007-B | 11 | Cast aluminum |
| 16 x 4.0 | 5 | 4.50 | E75Y 1K007-A | 1 | Mini—spare |

E150/350

| | | | | | |
|----------|---|------|--------------------------------|---|--------------------------|
| 15 x 6.0 | 5 | 5.50 | E7TZ 1015-C | 1 | E150 |
| 16 x 6.0 | 8 | 6.50 | ★E5TZ 1015-H r/bE5UZ 1015-C | 3 | E250/350—single rears |
| 16 x 6.0 | 8 | 6.50 | E5UZ 1015-C | 2 | E250/350—single rears |
| 16 x 6.0 | 8 | 6.50 | ★E4TZ 1015-D r/bF2TZ 1015-C | 4 | E250/350—dual rears |
| 16 x 6.0 | 8 | 6.50 | F2TZ 1015-C | 4 | E250/350—dual rears—gray |

F150/350

| | | | | | |
|----------|---|------|--------------------------------|---|---------------------------------|
| 15 x 6.0 | 5 | 5.50 | E7TZ 1015-C | 1 | F150 |
| 15 x 7.0 | 5 | 5.50 | E7TZ 1015-B | 5 | F150—bright argent |
| 15 x 7.0 | 5 | 5.50 | E0TZ 1015-B | 5 | F150—spoke type—white |
| 16 x 6.0 | 8 | 6.50 | ★E5TZ 1015-H r/bE5UZ 1015-C | 3 | F250/350—single rears |
| 16 x 6.0 | 8 | 6.50 | E5UZ 1015-C | 2 | F250/350—single rears |
| 16 x 6.0 | 8 | 6.50 | ★E4TZ 1015-D r/bF2TZ 1015-C | 4 | F250/350(2/W/D)—dual rears |
| 16 x 6.0 | 8 | 6.50 | F2TZ 1015-C | 4 | F250/350(2/W/D)—dual rears—gray |
| 16 x 6.0 | 8 | 6.50 | F2TZ 1015-D | 4 | F250/350(4/W/D)—dual rears—gray |

R-RANGER

| | | | | | |
|----------|---|------|-------------|----|---------------|
| 14 x 5.5 | 5 | 4.50 | E5TZ 1015-D | 7 | Argent |
| 14 x 6.0 | 5 | 4.50 | E5TZ 1015-E | 7 | Argent |
| 14 x 6.0 | 5 | 4.50 | E5TZ 1007-A | 10 | Cast aluminum |



BUY IT NOW!

Click Here To Order

COPYRIGHT © 1994 —

FORD MOTOR
COMPANY

—DEARBORN, MICHIGAN

FINAL ISSUE



1980/89 LIGHT TRUCK

WHEEL APPLICATION CHART

| WHEEL or RIM SIZE (INCHES) | HOLES | BOLT CIRCLE (INCHES) | WHEEL or RIM PART NUMBER | TYPE | REMARKS |
|-------------------------------|-------|-------------------------|-----------------------------|------|---------|
|-------------------------------|-------|-------------------------|-----------------------------|------|---------|

1986 — Cont'd

R-RANGER

| | | | | | |
|----------|---|------|--------------------------------|----|--|
| 15 x 5.5 | 5 | 4.50 | ★E7TZ 1015-E r/bE9TZ 1015-A | 7 | Argent |
| 15 x 6.0 | 5 | 4.50 | ★E9TZ 1015-A | 7 | Argent |
| 15 x 5.5 | 5 | 4.50 | ★E3TZ 1015-M | 7 | Argent |
| 15 x 6.0 | 5 | 4.50 | E3TZ 1015-R | 6 | Spoke type—white w/2 red stripes —black depressions |
| 15 x 6.0 | 5 | 4.50 | E3TZ 1007-B | 11 | Cast aluminum |
| 16 x 4.0 | 5 | 4.50 | E75Y 1K007-A | 1 | Mini—spare |

U150

| | | | | | |
|----------|---|------|-------------|---|------------------|
| 15 x 6.0 | 5 | 5.50 | E7TZ 1015-C | 1 | |
| 15 x 7.0 | 5 | 5.50 | E7TZ 1015-B | 5 | Bright argent |
| 15 x 7.0 | 5 | 5.50 | E0TZ 1015-B | 5 | Spoke type—white |

1987

A-AEROSTAR

| | | | | | |
|----------|---|------|-------------|----|--------|
| 14 x 4.5 | 5 | 4.50 | E69Z 1015-A | 13 | Spare |
| 14 x 5.5 | 5 | 4.50 | E5TZ 1015-D | 7 | Argent |

B-BRONCO II

| | | | | | |
|----------|---|------|--------------------------------|----|--|
| 15 x 5.5 | 5 | 4.50 | ★E7TZ 1015-E r/bE9TZ 1015-A | 7 | Argent |
| 15 x 5.5 | 5 | 4.50 | ★E7TZ 1015-G r/bE9TZ 1015-B | 7 | Argent—two tone |
| 15 x 6.0 | 5 | 4.50 | E0TZ 1015-D | 1 | |
| 15 x 6.0 | 5 | 4.50 | E3TZ 1015-R | 6 | Spoke type—white w/2 red stripes —black depressions |
| 15 x 6.0 | 5 | 4.50 | E3TZ 1007-B | 11 | Cast aluminum |
| 15 x 6.0 | 5 | 4.50 | E9TZ 1015-A | 7 | Argent—4x4 |
| 15 x 6.0 | 5 | 4.50 | E9TZ 1015-B | 7 | Argent—two tone—4x4 |
| 16 x 4.0 | 5 | 4.50 | E75Y 1K007-A | 1 | Mini—spare |

E150/350

| | | | | | |
|----------|---|------|--------------------------------|---|--------------------------|
| 15 x 6.0 | 5 | 5.50 | E7TZ 1015-C | 1 | E150 |
| 16 x 6.0 | 8 | 6.50 | ★E5TZ 1015-H r/bE5UZ 1015-C | 3 | E250/350—single rears |
| 16 x 6.0 | 8 | 6.50 | ★E4TZ 1015-D r/bF2TZ 1015-C | 4 | E250/350—dual rears |
| 16 x 6.0 | 8 | 6.50 | F2TZ 1015-C | 4 | E250/350—dual rears—gray |
| 16 x 6.0 | 8 | 6.50 | E5UZ 1015-C | 2 | E250/350—Single rears |

F150/350

| | | | | | |
|----------|---|------|--------------------------------|----|-----------------------------|
| 15 x 6.0 | 5 | 5.50 | E7TZ 1015-C | 1 | F150 |
| 15 x 7.0 | 5 | 5.50 | E7TZ 1015-B | 5 | F150—bright argent |
| 15 x 8.0 | 5 | 5.50 | E7TZ 1015-A | 5 | F150—bright argent |
| 16 x 6.0 | 8 | 6.50 | ★E5TZ 1015-H r/bE5UZ 1015-C | 3 | F250/350—single rears |
| 16 x 6.0 | 8 | 6.50 | E5UZ 1015-C | 2 | F250/350—single rears |
| 16 x 6.0 | 8 | 6.50 | F2TZ 1015-D | 4 | F350(4/W/D)—dual rears—gray |
| 16 x 6.0 | 8 | 6.50 | ★E4TZ 1015-D r/bF2TZ 1015-C | 4 | F350(2/W/D)—dual rears |
| 16 x 6.0 | 8 | 6.50 | F2TZ 1015-C | 42 | F350(2/W/D)—dual rears—gray |



BUY IT NOW!

Click Here To Order



**1980/89
LIGHT TRUCK**

WHEEL APPLICATION CHART

| WHEEL or RIM SIZE (INCHES) | HOLES | BOLT CIRCLE (INCHES) | WHEEL or RIM PART NUMBER | TYPE | REMARKS |
|----------------------------|-------|----------------------|--------------------------|------|---------|
|----------------------------|-------|----------------------|--------------------------|------|---------|

1987 — Cont'd

R-RANGER

| | | | | | |
|----------|---|------|--------------------------------|----|--|
| 14 x 5.5 | 5 | 4.50 | E5TZ 1015-D | 7 | Argent-4x2 |
| 14 x 6.0 | 5 | 4.50 | E7TZ 1015-F | 7 | Argent-w/black pockets |
| 14 x 6.0 | 5 | 4.50 | E5TZ 1007-A | 10 | Cast aluminum-4x2 |
| 15 x 5.5 | 5 | 4.50 | ★E7TZ 1015-E r/bE9TZ 1015-A | 7 | Argent-4x4 |
| 15 x 5.5 | 5 | 4.50 | ★E7TZ 1015-G r/bE9TZ 1015-B | 7 | Argent-4x4-two tone |
| 15 x 6.0 | 5 | 4.50 | E3TZ 1015-R | 6 | Spoke type-white w/2 red stripes -black depressions-4x4 |
| 15 x 6.0 | 5 | 4.50 | E3TZ 1007-B | 11 | Cast aluminum-4x4 |
| 15 x 6.0 | 5 | 4.50 | E9TZ 1015-A | 7 | Argent-4x4 |
| 15 x 6.0 | 5 | 4.50 | E9TZ 1015-B | 7 | Argent-two tone-4x4 |
| 16 x 4.0 | 5 | 4.50 | E75Y 1K007-A | 1 | Mini-spare |

U150

| | | | | | |
|----------|---|------|-------------|---|---------------|
| 15 x 6.0 | 5 | 5.50 | E7TZ 1015-C | 1 | |
| 15 x 8.0 | 5 | 5.50 | E7TZ 1015-A | 5 | Bright argent |

1988

A-AEROSTAR

| | | | | | |
|----------|---|------|-------------|----|---------------|
| 14 x 4.5 | 5 | 4.50 | E69Z 1015-A | 13 | Spare |
| 14 x 5.5 | 5 | 4.50 | E5TZ 1015-D | 7 | Argent |
| 14 x 6.0 | 5 | 4.50 | E99Z 1007-B | 15 | Cast aluminum |

B-BRONCO II

| | | | | | |
|----------|---|------|--------------------------------|----|---------------------|
| 15 x 5.5 | 5 | 4.50 | ★E7TZ 1015-G r/bE9TZ 1015-B | 7 | Argent-two tone |
| 15 x 5.5 | 5 | 4.50 | ★E7TZ 1015-E r/bE9TZ 1015-A | 7 | Argent |
| 15 x 6.0 | 5 | 4.50 | E0TZ 1015-D | 1 | |
| 15 x 6.0 | 5 | 4.50 | E3TZ 1007-B | 11 | Cast aluminum |
| 15 x 6.0 | 5 | 4.50 | E9TZ 1015-A | 7 | Argent-4x4 |
| 15 x 6.0 | 5 | 4.50 | E9TZ 1015-B | 7 | Argent-two tone-4x4 |
| 15 x 7.0 | 5 | 4.50 | E8TZ 1007-B | 9 | Cast aluminum |
| 16 x 4.0 | 5 | 4.50 | E75Y 1K007-A | 1 | Mini-spare |

E150/350

| | | | | | |
|----------|---|------|--------------------------------|---|--------------------------|
| 15 x 6.0 | 5 | 5.50 | E7TZ 1015-C | 1 | E150 |
| 16 x 6.0 | 8 | 6.50 | ★E5TZ 1015-H r/bE5UZ 1015-C | 3 | E250/350-single rears |
| 16 x 6.0 | 8 | 6.50 | E5UZ 1015-C | 2 | E250/350-single rears |
| 16 x 6.0 | 8 | 6.50 | ★E4TZ 1015-D r/bF2TZ 1015-C | 4 | E250/350-dual rears |
| 16 x 6.0 | 8 | 6.50 | F2TZ 1015-C | 4 | E250/350-dual rears-gray |

F150/350

| | | | | | |
|----------|---|------|--------------------------------|---|-----------------------|
| 15 x 6.0 | 5 | 5.50 | E7TZ 1015-C | 1 | F150 |
| 15 x 7.0 | 5 | 5.50 | E7TZ 1015-B | 5 | F150-bright argent |
| 15 x 8.0 | 5 | 5.50 | E7TZ 1015-A | 5 | F150-bright argent |
| 16 x 6.0 | 8 | 6.50 | ★E5TZ 1015-H r/bE5UZ 1015-C | 3 | F250/350-single rears |



BUY IT NOW!

Click Here To Order

COPYRIGHT © 1994 —

FORD MOTOR
COMPANY

DEARBORN, MICHIGAN

FINAL ISSUE



**1980/89
LIGHT TRUCK**

WHEEL APPLICATION CHART

| WHEEL or RIM SIZE (INCHES) | HOLES | BOLT CIRCLE (INCHES) | WHEEL or RIM PART NUMBER | TYPE | REMARKS |
|-------------------------------|-------|-------------------------|-----------------------------|------|---------|
|-------------------------------|-------|-------------------------|-----------------------------|------|---------|

1988 — Cont'd

F150/350

| | | | | | |
|----------|---|------|--------------------------------|---|-----------------------------|
| 16 x 6.0 | 8 | 6.50 | E5UZ 1015-C | 2 | F250/350—single rears |
| 16 x 6.0 | 8 | 6.50 | F2TZ 1015-D | 4 | F350(4/W/D)—dual rears—gray |
| 16 x 6.0 | 8 | 6.50 | ★E4TZ 1015-D r/bF2TZ 1015-C | 4 | F350(2/W/D)—dual rears |
| 16 x 6.0 | 8 | 6.50 | F2TZ 1015-C | 4 | F350(2/W/D)—dual rears—gray |

F(SUPER DUTY)

| | | | | | |
|----------|----|------|--------------------------------|----|-------------------------|
| 16 x 6.0 | 10 | 7.25 | ★E8TZ 1015-A r/bF2TZ 1015-E | 14 | |
| 16 x 6.0 | 10 | 7.25 | F2TZ 1015-E | 14 | Conventional wheel—gray |

R—RANGER

| | | | | | |
|----------|---|------|--------------------------------|----|------------------------|
| 14 x 5.5 | 5 | 4.50 | E5TZ 1015-D | 7 | Argent—4x2 |
| 14 x 6.0 | 5 | 4.50 | E5TZ 1015-E | 7 | Argent—4x2 |
| 14 x 6.0 | 5 | 4.50 | E7TZ 1015-F | 7 | Argent—w/black pockets |
| 14 x 6.0 | 5 | 4.50 | E8TZ 1007-A | 9 | Cast aluminum—4x2 |
| 15 x 5.5 | 5 | 4.50 | ★E7TZ 1015-E r/bE9TZ 1015-A | 7 | Argent—4x4 |
| 15 x 5.5 | 5 | 4.50 | ★E7TZ 1015-G r/bE9TZ 1015-B | 7 | Argent—two tone—4x4 |
| 15 x 6.0 | 5 | 4.50 | E3TZ 1007-B | 11 | Aluminum—4x4 |
| 15 x 6.0 | 5 | 4.50 | E9TZ 1015-A | 7 | Argent—4x4 |
| 15 x 6.0 | 5 | 4.50 | E9TZ 1015-B | 7 | Argent—two tone—4x4 |
| 15 x 7.0 | 5 | 4.50 | E8TZ 1007-B | 9 | Aluminum—4x4 |
| 16 x 4.0 | 5 | 4.50 | E75Y 1K007-A | 1 | Mini—spare |

U150

| | | | | | |
|----------|---|------|-------------|---|---------------|
| 15 x 6.0 | 5 | 5.50 | E7TZ 1015-C | 1 | |
| 15 x 8.0 | 5 | 5.50 | E7TZ 1015-A | 5 | Bright argent |

1989

A—AEROSTAR

| | | | | | |
|----------|---|------|-------------|----|-----------------------|
| 14 x 4.5 | 5 | 4.50 | E69Z 1015-A | 13 | Standard length—spare |
| 14 x 5.5 | 5 | 4.50 | E5TZ 1015-D | 7 | Standard length |
| 14 x 6.0 | 5 | 4.50 | E5TZ 1015-E | 7 | Extended length |
| 14 x 6.0 | 5 | 4.50 | E99Z 1007-B | 15 | Cast aluminum |
| 15 x 4.5 | 5 | 4.50 | E99Z 1015-B | 13 | Extended length—spare |

B—BRONCO II

| | | | | | |
|----------|---|------|-------------|----|----------------------------|
| 15 x 4.5 | 5 | 4.50 | E99Z 1015-B | 13 | Spare |
| 15 x 6.0 | 5 | 4.50 | E9TZ 1015-B | 7 | Argent—two tone |
| 15 x 6.0 | 5 | 4.50 | E0TZ 1015-D | 1 | |
| 15 x 6.0 | 5 | 4.50 | E3TZ 1007-B | 11 | Cast aluminum—w/20 buttons |
| 15 x 7.0 | 5 | 4.50 | E8TZ 1007-B | 9 | Cast aluminum |

E150/350

| | | | | | |
|----------|---|------|--------------------------------|---|--------------------------|
| 15 x 6.0 | 5 | 5.50 | E7TZ 1015-C | 1 | E150 |
| 16 x 6.0 | 8 | 6.50 | ★E5TZ 1015-H r/bE5UZ 1015-C | 3 | E250/350—single rears |
| 16 x 6.0 | 8 | 6.50 | E5UZ 1015-C | 2 | E250/350—single rears |
| 16 x 6.0 | 8 | 6.50 | ★E4TZ 1015-D r/bF2TZ 1015-C | 4 | E250/350—dual rears |
| 16 x 6.0 | 8 | 6.50 | F2TZ 1015-C | 4 | E250/350—dual rears—gray |



BUY IT NOW!

Click Here To Order



**1980/89
LIGHT TRUCK**

WHEEL APPLICATION CHART

| WHEEL or RIM SIZE (INCHES) | HOLES | BOLT CIRCLE (INCHES) | WHEEL or RIM PART NUMBER | TYPE | REMARKS |
|-------------------------------|-------|-------------------------|-----------------------------|------|---------|
|-------------------------------|-------|-------------------------|-----------------------------|------|---------|

1989 — Cont'd

F150/350

| | | | | | |
|----------|---|------|--------------------------------|---|-----------------------------|
| 15 x 6.0 | 5 | 5.50 | E7TZ 1015-C | 1 | F150 |
| 15 x 7.0 | 5 | 5.50 | E7TZ 1015-B | 5 | F150-bright argent |
| 15 x 8.0 | 5 | 5.50 | E7TZ 1015-A | 5 | F150-bright argent |
| 15 x 6.0 | 8 | 6.50 | *E5TZ 1015-H r/bE5UZ 1015-C | 3 | F250/350-single rears |
| 16 x 6.0 | 8 | 6.50 | E5UZ 1015-C | 2 | F250/350-single rears |
| 16 x 6.0 | 8 | 6.50 | F2TZ 1015-D | 4 | F350(4/W/D)-dual rears-gray |
| 16 x 6.0 | 8 | 6.50 | *E4TZ 1015-D r/bF2TZ 1015-C | 4 | F350(2/W/D)-dual rears |
| 16 x 6.0 | 8 | 6.50 | F2TZ 1015-C | 4 | F350(2/W/D)-dual rears-gray |

F53/59-STRIPPED CHASSIS

| | | | | | |
|----------|----|------|--------------------------------|----|-------------------------|
| 16 x 6.0 | 10 | 7.25 | *E8TZ 1015-A r/bF2TZ 1015-E | 14 | |
| 16 x 6.0 | 10 | 7.25 | F2TZ 1015-E | 14 | Conventional wheel-gray |

F(SUPER DUTY)

| | | | | | |
|----------|----|------|--------------------------------|----|-------------------------|
| 16 x 6.0 | 10 | 7.25 | *E8TZ 1015-A r/bF2TZ 1015-E | 14 | |
| 16 x 6.0 | 10 | 7.25 | F2TZ 1015-E | 14 | Conventional wheel-gray |

R-RANGER

| | | | | | |
|----------|---|------|--------------------------------|----|------------------------|
| 14 x 5.5 | 5 | 4.50 | E5TZ 1015-D | 7 | Argent-4x2 |
| 14 x 6.0 | 5 | 4.50 | E5TZ 1015-E | 7 | Argent-4x2 |
| 14 x 6.0 | 5 | 4.50 | E7TZ 1015-F | 7 | Argent-w/black pockets |
| 14 x 6.0 | 5 | 4.50 | E8TZ 1007-A | 9 | Cast aluminum-4x2 |
| 15 x 5.5 | 5 | 4.50 | *E7TZ 1015-E r/bE9TZ 1015-A | 7 | Argent-4x4 |
| 15 x 5.5 | 5 | 4.50 | *E7TZ 1015-G r/bE9TZ 1015-B | 7 | Argent-two tone-4x4 |
| 15 x 6.0 | 5 | 4.50 | E9TZ 1015-A | 7 | Argent-4x4 |
| 15 x 6.0 | 5 | 4.50 | E9TZ 1015-B | 7 | Argent-two tone-4x4 |
| 15 x 6.0 | 5 | 4.50 | E3TZ 1007-B | 11 | Aluminum-4x4 |
| 15 x 7.0 | 5 | 4.50 | E8TZ 1007-B | 9 | Aluminum-4x4 |
| 16 x 4.0 | 5 | 4.50 | E75Y 1K007-A | 1 | Mini-spare |

U150

| | | | | | |
|----------|---|------|-------------|---|---------------|
| 15 x 6.0 | 5 | 5.50 | E7TZ 1015-C | 1 | |
| 15 x 8.0 | 5 | 5.50 | E7TZ 1015-A | 5 | Bright argent |

| YEAR | MODEL/RESTRICTIONS | PART NUMBER | DESCRIPTION | QTY. |
|---|--------------------------------|--------------|---|------|
| 1L007 LOCATING PIN - REFER TO SECTION 11.2 | | | | |
| 88/ | F(Super Duty) -- DRW | E8TZ 1L007-A | | AR |
| 88/ | F53/59 -- stripped chassis-DRW | | | AR |
| 1012 NUT (FRONT and REAR HUB BOLT) | | | | |
| 84/ | A,B,R | E3TZ 1012-A | 1/2"-20-hex.-w/conventional | AR |
| | | F3TZ 1012-B | 1/2"-20-hex-w/tu-tone | AR |
| | | F3TZ 1012-B | 1/2"-20-hex-w/aluminum or full styled wheel | AR |
| 80/ | E-F-U100/150 | E8AZ 1012-A | 1/2"-20 hex-w/conventional | AR |
| | | E8LY 1012-A | 1/2"-20 hex-w/styled steel wheel | AR |
| | | E8LY 1012-A | 1/2"-20-hex-w/aluminum wheel-(cone nut) | AR |



BUY IT NOW!

Click Here To Order



**1980/89
LIGHT TRUCK**

| YEAR | MODEL/RESTRICTIONS | PART NUMBER | DESCRIPTION | QTY. |
|-------|-----------------------------|----------------------|---|------|
| 80/ | E-F250 | E8AZ 1012-A | Front & rear-1/2"-20-hex | AR |
| 80/ | E-F250 -- heavy duty | ★ C7TZ 1120-D | Front-9/16"-18 x 15/16"-r/b E7TZ 1120-A | AR |
| | E-F350 -- single rear wheel | ★ C7TZ 1120-D | Rear-R.H.-9/16"-18 x 15/16"-r/b E7TZ 1120-A | AR |
| | | ★ C7TZ 1121-C | Rear-L.H.-9/16"-18 x 15/16"-r/b E7TZ 1121-A | AR |
| 80/83 | E-F350 -- dual rear wheels | C7TZ 1120-A | Front-9/16"-18 x 21/32" "Before 1/84" | AR |
| 84/ | E-F350 -- dual rear wheels | E4TZ 1012-A | Front & rear-9/16"-18 hex "From 1/84" | AR |
| 87/ | F-(Super Duty) | | | AR |
| 80/84 | E-F350 -- dual rear wheels | C7TZ 1120-A | Front-9/16"-18 x 21/32 | AR |
| | | C7TZ 1120-A | Rear-R.H.-9/16"-18 x 21/32" | AR |
| | | C7TZ 1121-A | Rear-L.H.-9/16"-18 x 21/32" | AR |
| | | 305113-S2 | (NN-124-ZR)-pin (wheel locating)-5/16" x 1 1/2" | AR |

1015 Refer to group 1007 Wheel Chart

1040 WEIGHT (WHEEL BALANCE) -- available through Rotunda Equipment

1A043 WHEEL NUT KIT (ANTI-THEFT - LOCKING)

| | | | | |
|-------|---------------------------------|-----------------------|---|----|
| 83/88 | B -- styled wheels | ★ E6TZ 1A043-A | r/b E9TZ 1A043-A | AR |
| 89 | B -- alum. wheels | E9TZ 1A043-A | 1/2"-20 hex-bright | AR |
| 80/82 | E100/150 -- styled wheels | ★ E2AZ 1A043-A | r/b F2LY 1A043-A | AR |
| 80/82 | F100/150 -- styled wheels | ★ E2AZ 1A043-A | r/b F2LY 1A043-A | AR |
| 82/ | E-F150/350,U150 -- alum. wheels | ★ E9LY 1A043-A | 1/2"-20 13/16 hex-bright-r/b F2LY 1A043-A | AR |
| 83/88 | R -- styled wheels | ★ E6TZ 1A043-A | r/b E9TZ 1A043-A | AR |
| 89 | R -- alum. wheels | E9TZ 1A043-A | | AR |
| 80/82 | U150 -- styled wheels | ★ E2AZ 1A043-A | r/b F2LY 1A043-A | AR |

1A053 CAM FRONT WHEEL LOCKOUT HUB (AUTO)

| | | | | |
|-----|-----|---------------------|--|----|
| 84/ | B,R | E4TZ 1A053-A | | AR |
|-----|-----|---------------------|--|----|

1A063 RETAINER WHEEL HUB CAP

| | | | | |
|-----|-----|---------------------|----------------------|----|
| 85/ | A,R | E5TZ 1A063-A | Retainer wheel cover | 4 |
| | | N803680-S100 | Screw | 12 |
| | | N802190-S53 | Nut | 12 |

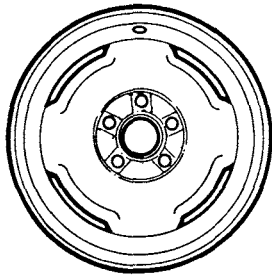
1A092 Refer to Section 11.2 or 30



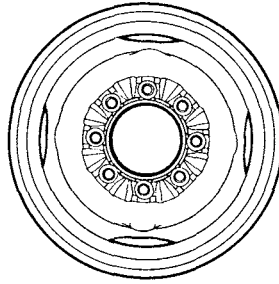
BUY IT NOW!

Click Here To Order

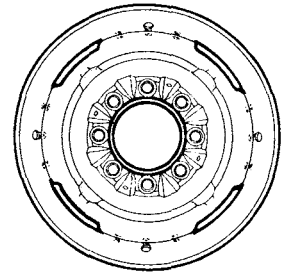




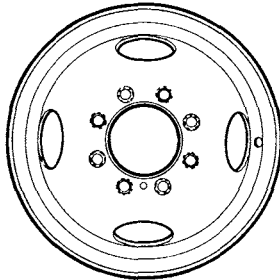
TYPE 1



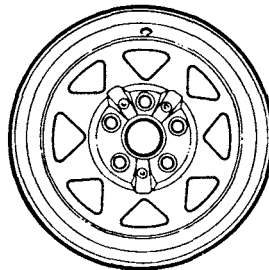
TYPE 2



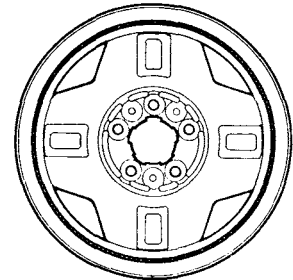
TYPE 3




TYPE 4



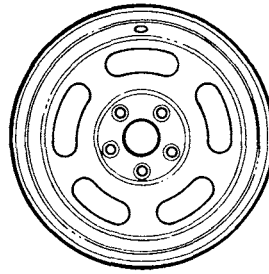
TYPE 5



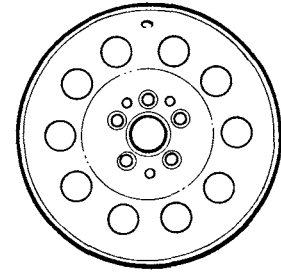
TYPE 6



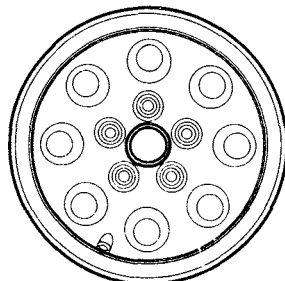
TYPE 7



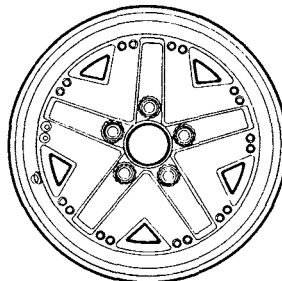
TYPE 8



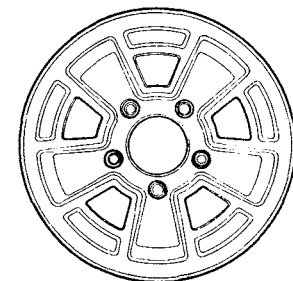
TYPE 9



TYPE 10



TYPE 11



TYPE 12

P-18650



BUY IT NOW!

Click Here To Order


COPYRIGHT © 1994 --

FORD MOTOR
COMPANY

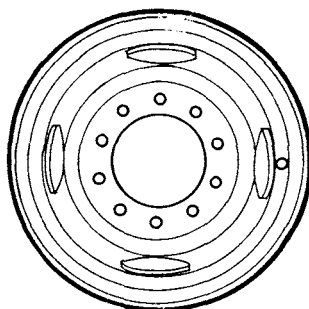
--DEARBORN, MICHIGAN

FINAL ISSUE

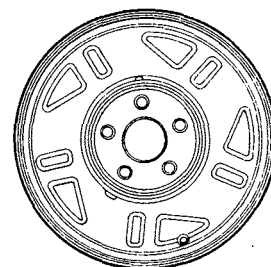




TYPE 13



TYPE 14



TYPE 15

P-18651



BUY IT NOW!

Click Here To Order 



**1980/89
LIGHT TRUCK**

| YEAR | MODEL/RESTRICTIONS | PART NUMBER | DESCRIPTION | QTY. |
|--|-------------------------|---------------|--|------|
| 1A100 ANCHOR (WHEEL ORNAMENT SCREW) | | | | |
| 84/ | B-R | ★ 1A100 | Refer to standard parts listed with basic 1130 | |
| 80/ | E-F100/350, U150 | D7TZ 1A100-A | (Nylon)—use with aluminum wheel—also supplied in wheel assy. | 12 |
| 80/ | E-F100/350, U150 | D8TZ 1A100-A | (Steel)—use with steel wheel—also supplied in wheel assy. | AR |
| 1102 HUB and ROTOR ASSY. Refer to Front Hub Parts List Section 11.1 Refer to Front Axle Parts List Section 30 | | | | |
| 1104 HUB ASSY. (FRONT WHEEL FREE RUNNING) — Also refer to Front Axle Parts Lists Section 30 | | | | |
| 83/ | B-R -- 4/W/D | ★ 1104 | Refer to basic 3B396 | |
| 80/85 | F-150/250-U150 -- 4/W/D | ★ D9TZ 1104-B | Warn #M249-Manual Locking-r/b E1TZ 1104-A | 1 |
| 1K104 CAP ASSY. (LOCKING HUB) Refer to Front Axle Parts List Section 30 | | | | |
| 1K105 BODY ASSY. (LOCKING HUB) Refer to Front Axle Parts List Section 30 | | | | |
| 1K106 REPAIR KIT (LOCKING HUB) Refer to Front Axle Parts List Section 30 | | | | |

| SIZE | PART NUMBER | SIZE | PART NUMBER |
|--|----------------|-------------------------------|-------------------|
| 1107-19 BOLT (WHEEL HUB)—For model usage refer to Section 11.1 (Front) or Section 11.2 (Rear) or Section 30 (4/W/D) | | | |
| 1/2"-20 x 1 9/16" | D6AZ 1107-A | 9/16"-18 x 2 1/8" | ★ D2TZ 1107-E |
| 1/2"-20 x 1 23/32" | E0TZ 1107-C | | r/bE4TZ 1107-A |
| 1/2"-20 x 1 29/32" | ★ E3TZ 1107-A | 9/16"-18 x 2 1/2" | E4TZ 1107-A |
| | r/bF4TZ 1107-A | 9/16"-18 x 2 5/8" | E0TZ 1107-B |
| 1/2"-20 x 1 29/32" | F4TZ 1107-A | 9/16"-18 x 2 3/4" | E3TZ 1107-C R.H. |
| 1/2"-20 x 1 3/4" | D2TZ 1107-B | 9/16"-18 x 2 3/4" | E3TZ 1108-A L.H. |
| 1/2"-20 x 1 7/8" | ★ D6DZ 1107-A | 9/16"-18 x 2 13/16" | DOTZ 1107-A R.H. |
| | r/bE5TZ 1107-A | 9/16"-18 x 2 13/16" | DOTZ 1119-A L.H. |
| 1/2"-20 x 1 15/16" | D6TZ 1107-A | 9/16"-18 x 3 1/4" | E4TZ 1107-B |
| 1/2"-20 x 1 19/32" | E5TZ 1107-A | 9/16"-18 x 3 3/32" (Stl. E-6) | E5TZ 1107-B |
| 1/2"-20 x 2.00 | E3TZ 1107-D | 9/16"-18 x 2 1/8" | E6TZ 1107-A |
| 1/2"-20 x 2.00 (STL E-6) | E6TZ 1107-B | 9/16"-18 (wheel stud-frt) - | E8TZ 1107-B Front |
| 1/2"-20 x 2.00 (Dana) | ★ E5TZ 1107-C | F(Super Duty) | |
| 1/2"-20 x 2 1/16" | D2TZ 1107-D | 9/16"-18 (wheel stud-rr) - | E8TZ 1107-C Rear |
| 1/2"-20 x 2 1/8" | E3TZ 1107-B | F(Super Duty) | |
| 1/2"-20 x 2 9/32" | E0TZ 1107-A | M12 x 1.75 (torque screw) - | E8TZ 1107-A |
| 1/2"-20 x 2 3/8" | D3TZ 1107-E | F(Super Duty) | |
| 9/16"-18 x 1 29/32" | E0TZ 1107-D | | |
| 9/16"-18 x 2 1/8" | ★ D2TZ 1107-C | | |
| | r/bE4TZ 1107-A | | |

| YEAR | MODEL/RESTRICTIONS | PART NUMBER | DESCRIPTION | QTY. |
|---|--|--------------|-----------------------|------|
| 1A107 SPRING NUT (WHEEL BOLT HUB LOCK)—Refer to Front Axle Parts List Section 30 | | | | |
| 1A108 KIT WHEEL ORNAMENT & LUG NUT CAP | | | | |
| 86 | B | E5TZ 1A108-A | Field fix—camp no. 42 | AR |
| 1113-4 HUB & DRUM ASSY. (REAR)—Refer to Section 11.2 or group 1126 | | | | |
| 1A116 BUTTON (WHEEL TRIM) | | | | |
| 83/ | B-R -- 4/W/D | E3TZ 1A116-A | Detail of E3TZ-1007-B | 20 |
| 1A117 SPACER (WHEEL) | | | | |
| 80/ | F-U100/150 -- W/15 x 7 styled steel wheels | E2TZ 1A117-A | | 1 |
| 1120-1 NUT (WHEEL)—Refer to group 1012 | | | | |
| 1124 WASHER (REAR WHEEL BEARING NUTLOCK)—Refer to 1A092 | | | | |
| 1A124-5 RING & NUT REAR AXLE—Refer to Section 11.2 | | | | |
| 1126 DRUM (REAR WHEEL BRAKE)—Refer to Section 11.2 | | | | |



BUY IT NOW!

Click Here To Order

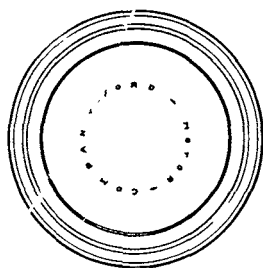
COPYRIGHT © 1994 —

FORD MOTOR
COMPANY

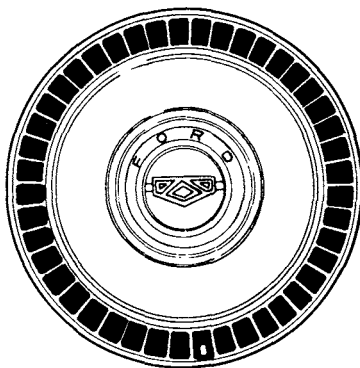
—DEARBORN, MICHIGAN

FINAL ISSUE

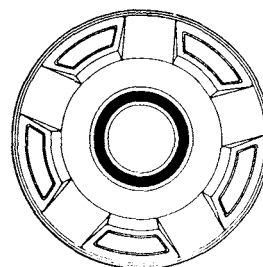




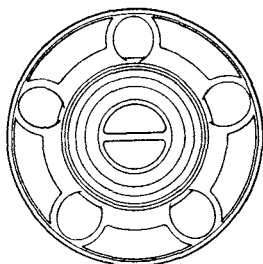
TYPE 1



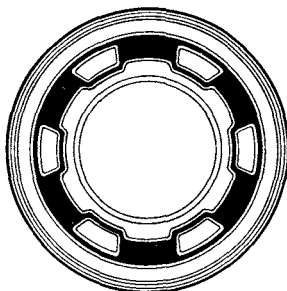
TYPE 2




TYPE 3



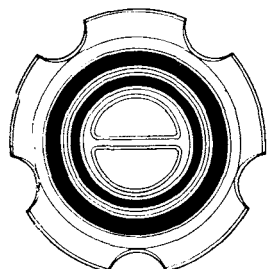
TYPE 4



TYPE 5



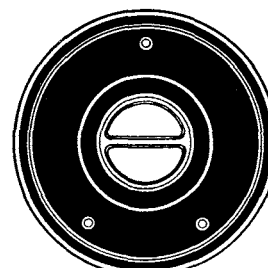
TYPE 6



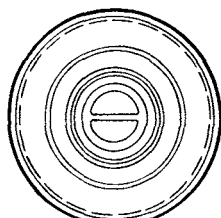
TYPE 7



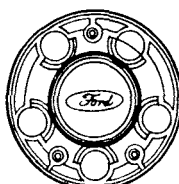
TYPE 8



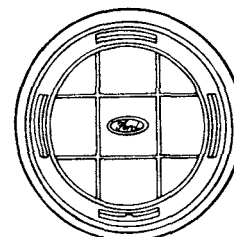
TYPE 9



TYPE 10



TYPE 11



TYPE 12

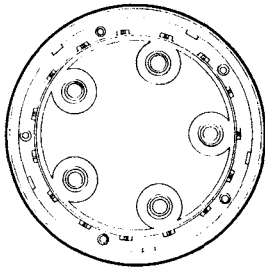
P-16210



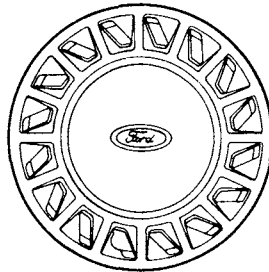
BUY IT NOW!

Click Here To Order

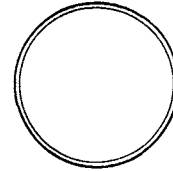




TYPE 13



TYPE 14



TYPE 15

P-21651

TRUCK WHEEL COVERS (2 OF 2)

COPYRIGHT © 1994 —

FORD MOTOR
COMPANY

—DEARBORN, MICHIGAN

FINAL ISSUE

100% SATISFACTION GUARANTEED

BUY IT NOW!

Click Here To Order 

**1980/89
LIGHT TRUCK**

IDENTIFICATION CHART – WHEEL COVERS

| IDENTIFICATION | | PART NUMBER | | IDENTIFICATION | | PART NUMBER | |
|--------------------------------------|------------|-------------|--------|----------------|------------|-------------|--------|
| 1130 CAP OR COVER (WHEEL HUB) | | | | | | | |
| D5TA | 1000-BA | D6TZ | 1130-A | D7TA | 1130-J78DA | ★ D7TZ | 1130-G |
| D5UA | 1000-FA | D6UZ | 1130-A | D8TA | 1130-AA | D8TZ | 1130-C |
| D7TA | 1A096-AA | D7TZ | 1130-K | D8TA | 1130-FA | ★ D8TZ | 1130-B |
| D7TA | 1A096-BA | D7TZ | 1130-L | D9TA | 1130-BA | E1TZ | 1130-A |
| D8TA | 1A096-AA | ★ D8TZ | 1130-A | D9TA | 1130-CA | D9TZ | 1130-B |
| D8TA | 1A096-BA | ★ D8TZ | 1130-B | D9TA | 1130-DA | D8TZ | 1130-D |
| E2TA | 1A096-AA | E3TZ | 1130-B | E0TA | 1130-KA | ★ E0TZ | 1130-A |
| E2TA | 1A096-LA | E2TZ | 1130-A | E0TA | 1130-LA | ★ E0TZ | 1130-B |
| E2TA | 1A096-MA | E2TZ | 1130-B | E0TA | 1130-MA | D6TZ | 1130-A |
| E2TA | 1A096-RA | E3TZ | 1130-A | E0TA | 1130-NA | E1TZ | 1130-A |
| E2TA | 1A096-SA | E2TZ | 1130-C | E0TA | 1130-NB9UA | ★ E1TZ | 1130-C |
| ED E2TA | 1A096-SA | E2TZ | 1130-C | ED E0TA | 1130-NB9UA | ★ E1TZ | 1130-C |
| E2TA | 1A096-TA | E2TZ | 1130-D | E0TA | 1130-NJ1BA | ★ E1TZ | 1130-B |
| E2TA | 1A096-UA | E3TZ | 1130-C | ED E0TA | 1130-NJ1BA | ★ E1TZ | 1130-B |
| E2TA | 1A096-VA | E3TZ | 1130-D | E0TA | 1130-N49ZA | E1TZ | 1130-A |
| E2TA | 1A096-YA | E3TZ | 1130-H | ED E0TA | 1130-N49ZA | E1TZ | 1130-A |
| ED E2TA | 1A096-YA | E3TZ | 1130-H | E0TA | 1130-RA | D9TZ | 1130-B |
| E37A | 1A096-AA | E3TZ | 1130-E | ED E0TA | 1130-RA | D9TZ | 1130-B |
| E37A | 1A096-FA | E3TZ | 1130-J | E0TA | 1130-SA | D6UZ | 1130-A |
| E37A | 1A096-JA | E3TZ | 1130-F | E4TA | 1130-AA | E4TZ | 1130-A |
| E37A | 1A096-KA | E3TZ | 1130-G | E5TA | 1130-LA | E5TZ | 1130-D |
| E67A | 1A096-BA | E7TZ | 1130-G | E5TA | 1130-MA | E5TZ | 1130-E |
| E89A | 1A096-EA | E69Z | 1130-X | E5TA | 1130-NA | E5TZ | 1130-F |
| E0TA | 1A097-AA | E2TZ | 1130-C | E57A | 1130-AA | E5TZ | 1130-B |
| E0TA | 1A097-BA | E2TZ | 1130-D | E57A | 1130-DA | E5TZ | 1130-A |
| D3TA | 1130-HA | D3TZ | 1130-A | E59A | 1130-BA | E69Z | 1130-C |
| D3TA | 1130-JA | ★ D3TZ | 1130-B | E59A | 1130-BB | E69Z | 1130-C |
| D5TA | 1130-EA | ★ D5TZ | 1130-A | E59A | 1130-HA | ★ E69Z | 1130-B |
| D5TA | 1130-GA | ★ D5TZ | 1130-B | E69A | 1130-AA | E69Z | 1130-X |
| D5UA | 1130-BA | ★ D5UZ | 1130-A | E7TA | 1130-AA | F0TZ | 1130-B |
| D5UA | 1130-BB | ★ D5UZ | 1130-A | E7TA | 1130-AB | F0TZ | 1130-B |
| D5UA | 1130-CA | ★ D5UZ | 1130-B | E7TA | 1130-BA | F0TZ | 1130-D |
| D5UA | 1130-DA | ★ D5UZ | 1130-C | E7TA | 1130-BB | F0TZ | 1130-D |
| D6UA | 1130-BA | ★ D6UZ | 1130-B | E7TA | 1130-CA | F0TZ | 1130-E |
| D7TA | 1130-BA | D7TZ | 1130-A | E7TA | 1130-CB | F0TZ | 1130-E |
| D7TA | 1130-CA | D7TZ | 1130-B | E7TA | 1130-GA | E7TZ | 1130-E |
| D7TA | 1130-FA | ★ D7TZ | 1130-E | E7TA | 1130-HA | E7TZ | 1130-D |
| D7TA | 1130-GA | ★ D7TZ | 1130-F | E7TA | 1130-JA | E7TZ | 1130-E |
| D7TA | 1130-J26WA | ★ D7TZ | 1130-J | E8UA | 1130-AA | F0TZ | 1130-C |
| D7TA | 1130-J52UA | ★ D7TZ | 1130-H | E89A | 1130-DA | E89Z | 1130-D |
| D7TA | 1130-J58AA | ★ D7TZ | 1130-F | | | | |

WHEEL COVER CHART

| MODEL/RESTRICTIONS | TYPE | PART NUMBER | DESCRIPTION | QTY. |
|--------------------|------|-------------|-------------|------|
|--------------------|------|-------------|-------------|------|

1980 APPLICATION CHART

| 1130 CAP OR COVER (WHEEL HUB) | | | | |
|--------------------------------------|---|-------------|---|---|
| BRONCO | | | | |
| U150 | 3 | D7TZ 1130-B | 10 3/4" diameter-5 openings-black ring in center-front wheels | 2 |
| U150 | 3 | D7TZ 1130-A | 10 3/4" diameter-5 openings-black ring in center-rear wheels | 2 |

100% SATISFACTION GUARANTEED

BUY IT NOW!

Click Here To Order

PayPal American Express Discover MasterCard VISA

WHEEL COVER CHART

| MODEL/RESTRICTIONS | TYPE | PART NUMBER | DESCRIPTION | QTY. |
|--------------------|------|-------------|-------------|------|
|--------------------|------|-------------|-------------|------|

1980 APPLICATION CHART — Cont'd

| 1130 | CAP OR COVER (WHEEL HUB) | | | |
|------|--------------------------|--|--|--|
|------|--------------------------|--|--|--|

BRONCO

| | | | | |
|------|---|-------------|--|----|
| U150 | 6 | D9TZ 1130-B | 16 1/4" diameter—mag. type—front wheels | 2 |
| U150 | 6 | E1TZ 1130-A | 16 1/4" diameter—mag. type—rear wheels | 2 |
| U150 | 4 | E2TZ 1130-D | 7 1/8" diameter—used on forged alum. 15x6 wheel—w/hole—front | 2 |
| U150 | 4 | E2TZ 1130-C | 7 1/8" diameter—chrome w/red center ornament— use on forged alum. 15x6 wheel—rear | 2 |
| | | 389465-S45 | (UU-58-K)—screw chrome— ornament to wheel | 12 |
| U150 | 4 | D7TZ 1130-L | 7 1/8" diameter—black center ornament for styled wheels—front wheels | 2 |
| U150 | 4 | D7TZ 1130-K | 7 1/8" diameter—red center ornament for styled wheels—rear wheels | 2 |
| | | 388761-S47B | (UU-58-JJ)—screw—ornament to wheel | 12 |
| | | 1A100 | Anchor wheel ornament required refer to group 1A100 in Section 11 | |

E SERIES

| | | | | |
|----------|---|-------------|---|----|
| E100/150 | 1 | D3TZ 1130-A | 10 7/32" diameter—argent—Ford Motor Co. in center | 4 |
| E100/150 | 2 | D6UZ 1130-A | 15 1/8" diameter—Ford crest in center—embossed "FORD" | 4 |
| E100/150 | 3 | D7TZ 1130-A | 10 3/4" diameter—5 openings—black ring in center | 4 |
| E100/150 | 4 | E2TZ 1130-C | 7 1/8" diameter—chrome w/red center ornament for forged alum. wheel | 4 |
| | | 389465-S45 | (UU-58-K)—screw chrome— ornament to wheel | 12 |
| E100/150 | 4 | D7TZ 1130-K | 7 1/8" diameter—black w/red center ornament for styled wheels | 4 |
| | | 388761-S47B | (UU-58-JJ)—screw—ornament to wheel | 12 |
| | | 1A100 | Anchor wheel ornament required refer to group 1A100 in Section 11 | |
| E100/150 | 6 | E1TZ 1130-A | 16 1/4" diameter—mag. type — Argent | 4 |
| E250/350 | 2 | D6UZ 1130-A | 15 1/8" diameter—embossed "FORD"—Ford crest in center (Must use with basic 1210 trim ring for 16 1/2" wheels) | 4 |
| E250/350 | 5 | D8TZ 1130-D | 12 5/16" diameter—matte finish—black ring | 4 |
| E250/350 | 5 | D8TZ 1130-C | 12 5/16" diameter—bright aluminum—black ring | 4 |

F SERIES

| | | | | |
|-------------------|---|-------------|--|----|
| F100/150 -- 2/W/D | 1 | D3TZ 1130-A | 10 7/32" diameter—argent—Ford Motor Co. in center | 4 |
| F100/150 -- 2/W/D | 3 | D7TZ 1130-A | 10 3/4" diameter—5 openings—black ring in center | 4 |
| F100/150 -- 2/W/D | 4 | E2TZ 1130-C | 7 1/8" diameter—chrome w/red center ornament—use on forged alum. 15x6 wheel | 4 |
| | | 389465-S45 | (UU-58-K)—screw chrome— ornament to wheel | 12 |
| F100/150 -- 2/W/D | 4 | D7TZ 1130-K | 7 1/8" diameter—black w/red center ornament for styled wheels | 4 |
| | | 388761-S47B | (UU-58-JJ)—screw—ornament to wheel | 12 |
| | | 1A100 | Anchor wheel ornament required refer to group 1A100 in Section 11 | |



BUY IT NOW!

Click Here To Order



**1980/89
LIGHT TRUCK**

WHEEL COVER CHART

| MODEL/RESTRICTIONS | TYPE | PART NUMBER | DESCRIPTION | QTY. |
|--------------------|------|-------------|-------------|------|
|--------------------|------|-------------|-------------|------|

1980 APPLICATION CHART — Cont'd

| 1130 | CAP OR COVER (WHEEL HUB) | | | |
|------|--------------------------|--|--|--|
|------|--------------------------|--|--|--|

F SERIES

| | | | | |
|-------------------|---|----------------------|--|----|
| F100/150 -- 2/W/D | 6 | ★ D9TZ 1130-A | 16 1/4" diameter—mag. type—r/b E1TZ 1130-A | 4 |
| F150 -- 4/W/D | 3 | D7TZ 1130-B | 10 3/4" diameter—5 openings—black ring in center—front wheels | 2 |
| F150 -- 4/W/D | 3 | D7TZ 1130-A | 10 3/4" diameter—5 openings—black ring in center—rear wheels | 2 |
| F150 -- 4/W/D | 4 | D7TZ 1130-L | 7 1/8" diameter—black center ornament for styled wheels—front wheels | 2 |
| F150 -- 4/W/D | 4 | D7TZ 1130-K | 7 1/8" diameter—black w/red center ornament for styled wheels—rear wheels | 2 |
| | | 388761-S47B 1A100 | (UU-58-JJ)—screw—ornament to wheel Anchor wheel ornament required refer to group 1A100 in Section 11 | 12 |
| F150 -- 4/W/D | 4 | E2TZ 1130-D | 7 1/8" diameter—use on forged alum. 15x6 wheel—w/hole—front | 2 |
| F150 -- 4/W/D | 4 | E2TZ 1130-C | 7 1/8" diameter—chrome w/red center ornament—use on forged alum. 15x6 wheel—rear | 2 |
| | | 389465-S45 1A100 | (UU-58-K)—screw chrome—ornament to wheel Anchor wheel ornament required refer to group 1A100 in Section 11 | 12 |
| F150 -- 4/W/D | 6 | D9TZ 1130-B | 16 1/4" diameter—mag. type—front wheels | 2 |
| F150 -- 4/W/D | 6 | E1TZ 1130-A | 16 1/4" diameter—mag. type—rear wheels | 2 |
| F100/350 -- 2/W/D | 2 | D6TZ 1130-A | 15 1/8" diameter—Ford crest in center—embossed "FORD" (Must use with basic 1210 trim ring for 16 1/2" wheels) | 4 |
| F250/350 -- 2/W/D | 5 | D8TZ 1130-C | 12 5/16" diameter—bright aluminum—black ring | 4 |
| F250/350 -- 2/W/D | 5 | D8TZ 1130-D | 12 5/16" diameter—matte finish—black ring | 4 |
| F250/350 -- 4/W/D | | 1130 | Not available | |

1981 APPLICATION CHART

| 1130 | CAP OR COVER (WHEEL HUB) | | | |
|------|--------------------------|--|--|--|
|------|--------------------------|--|--|--|

BRONCO

| | | | | |
|------|---|---------------------|--|----|
| U150 | 3 | D7TZ 1130-B | 10 3/4" diameter—5 openings—black ring in center—front wheels | 2 |
| U150 | 3 | D7TZ 1130-A | 10 3/4" diameter—5 openings—black ring in center—rear wheels | 2 |
| U150 | 6 | D9TZ 1130-B | 16 1/4" diameter—mag. type—front wheels | 2 |
| U150 | 6 | E1TZ 1130-A | 16 1/4" diameter—mag. type—rear wheels | 2 |
| U150 | 4 | E2TZ 1130-D | 7 1/8" diameter—used on forged alum. 15x6 wheel—w/hole—front | 2 |
| U150 | 4 | E2TZ 1130-C | 7 1/8" diameter—chrome w/red center ornament—use on forged alum. 15x6 wheel—rear | 2 |
| | | 389465-S45 1A100 | (UU-58-K) screw chrome—ornament to wheel Anchor wheel ornament required refer to group 1A100 in Section 11 | 12 |
| U150 | 4 | D7TZ 1130-L | 7 1/8" diameter—black center ornament for styled wheels—front wheels | 2 |



BUY IT NOW!

Click Here To Order



WHEEL COVER CHART

| MODEL/RESTRICTIONS | TYPE | PART NUMBER | DESCRIPTION | QTY. |
|--------------------|------|-------------|-------------|------|
|--------------------|------|-------------|-------------|------|

1981 APPLICATION CHART — Cont'd

| | | | | |
|------|--------------------------|--|--|--|
| 1130 | CAP OR COVER (WHEEL HUB) | | | |
|------|--------------------------|--|--|--|

BRONCO

| | | | | |
|------|---|-------------|---|----|
| U150 | 4 | D7TZ 1130-K | 7 1/8" diameter—black w/red center ornament for styled wheels—rear wheels | 2 |
| | | 388761-S47B | (UU-58-JJ)—screw—ornament to wheel | 12 |
| | | 1A100 | Anchor wheel ornament required refer to group 1A100 in Section 11 | |

E SERIES

| | | | | |
|----------|---|---------------|---|----|
| E100/150 | 1 | D3TZ 1130-A | 10 7/32" diameter—argent—Ford Motor Co. in center | 4 |
| E100/150 | 2 | D6UZ 1130-A | 15 1/8" diameter—Ford crest in center—embossed "FORD" | 4 |
| E100/150 | 3 | D7TZ 1130-A | 10 3/4" diameter—5 openings—black ring in center | 4 |
| E100/150 | 4 | E2TZ 1130-C | 7 1/8" diameter—chrome w/red center ornament—use on forged alum. 15x6 wheel | 4 |
| | | 389465-S45 | (UU-58-K) screw chrome—ornament to wheel | 12 |
| | | 1A100 | Anchor wheel ornament required refer to group 1A100 in Section 11 | |
| E100/150 | 4 | D7TZ 1130-K | 7 1/8" diameter—black w/red center ornament for styled wheels | 4 |
| | | 388761-S47B | (UU-58-JJ)—screw—ornament to wheel | 12 |
| | | 1A100 | Anchor wheel ornament required refer to group 1A100 in Section 11 | |
| E100/150 | 6 | E1TZ 1130-A | 16 1/4" diameter—mag. type — argent | 4 |
| E100/150 | 6 | ★ E1TZ 1130-B | 16 1/4" diameter—mag. type — medium blue | 4 |
| E100/150 | 6 | ★ E1TZ 1130-C | 16 1/4" diameter—mag. type — fawn | 4 |
| E250/350 | 2 | D6UZ 1130-A | 15 1/8" diameter—embossed "FORD"—Ford crest in center (Must use with basic 1210 trim ring for 16 1/2" wheels) | 4 |
| E250/350 | 5 | D8TZ 1130-D | 12 5/16" diameter—matte finish—black ring | 4 |
| E250/350 | 5 | D8TZ 1130-C | 12 5/16" diameter—bright aluminum—black ring | 4 |

F SERIES

| | | | | |
|-------------------|---|-------------|---|----|
| F100/150 -- 2/W/D | 1 | D3TZ 1130-A | 10 7/32" diameter—argent Ford Motor Co. in center | 4 |
| F100/150 -- 2/W/D | 3 | D7TZ 1130-A | 10 3/4" diameter—5 openings—black ring in center | 4 |
| F100/150 -- 2/W/D | 4 | D7TZ 1130-K | 7 1/8" diameter—black w/red center ornament for styled wheels | 4 |
| | | 388761-S47B | (UU-58-JJ)—screw—ornament to wheel | 12 |
| F100/150 -- 2/W/D | 4 | E2TZ 1130-C | 7 1/8" diameter—chrome w/red center ornament—use on forged alum. 15x6 wheel | 4 |
| | | 389465-S45 | (UU-58-K) screw chrome—ornament to wheel | 12 |
| | | 1A100 | Anchor wheel ornament required refer to group 1A100 in Section 11 | |
| F100/150 -- 2/W/D | 6 | E1TZ 1130-A | 16 1/4" diameter—mag. type | 4 |
| F150 -- 4/W/D | 3 | D7TZ 1130-B | 10 3/4" diameter—5 openings—black ring in center—front wheels | 2 |
| F150 -- 4/W/D | 3 | D7TZ 1130-A | 10 3/4" diameter—5 openings—black ring in center—rear wheels | 2 |
| F150 -- 4/W/D | 4 | D7TZ 1130-L | 7 1/8" diameter—black center ornament for styled wheels—front wheels | 2 |

100% SATISFACTION GUARANTEED

BUY IT NOW!

Click Here To Order

PayPal American Express Discover MasterCard VISA

1980/89
LIGHT TRUCK

WHEEL COVER CHART

| MODEL/RESTRICTIONS | TYPE | PART NUMBER | DESCRIPTION | QTY. |
|--------------------|------|-------------|-------------|------|
|--------------------|------|-------------|-------------|------|

1981 APPLICATION CHART — Cont'd

| 1130 CAP OR COVER (WHEEL HUB) | | | | |
|-------------------------------|---|----------------------|---|----|
| F SERIES | | | | |
| F150 -- 4/W/D | 4 | D7TZ 1130-K | 7 1/8" diameter—black w/red center ornament for styled wheels—rear wheels | 2 |
| | | 388761-S47B 1A100 | (UU-58-JJ)—screw—ornament to wheel Anchor wheel ornament required refer to group 1A100 in Section 11 | 12 |
| F150 -- 4/W/D | 4 | E2TZ 1130-D | 7 1/8" diameter—use on forged alum. 15x6 wheel—w/hole—front | 2 |
| F150 -- 4/W/D | 4 | E2TZ 1130-C | 7 1/8" diameter—chrome w/red center ornament—use on forged alum. 15x6 wheel—rear | 2 |
| | | 389465-S45 1A100 | (UU-58-K) screw chrome—ornament to wheel Anchor wheel ornament required refer to group 1A100 in Section 11 | 12 |
| F150 -- 4/W/D | 6 | D9TZ 1130-B | 16 1/4" diameter—mag. type—front wheels | 2 |
| F150 -- 4/W/D | 6 | E1TZ 1130-A | 16 1/4" diameter—mag. type—rear wheels | 2 |
| F100/350 -- 2/W/D | 2 | D6TZ 1130-A | 15 1/8" diameter—Ford crest in center—embossed "FORD" (Must use with basic 1210 trim ring for 16 1/2" wheels) | 4 |
| F250/350 -- 2/W/D | 5 | D8TZ 1130-C | 12 5/16" diameter—bright aluminum—black ring | 4 |
| F250/350 -- 2/W/D | 5 | D8TZ 1130-D | 12 5/16" diameter—matte finish—black ring | 4 |
| F250/350 -- 4/W/D | | 1130 | Not available | |

1982 APPLICATION CHART

| 1130 CAP OR COVER (WHEEL HUB) | | | | |
|-------------------------------|---|-------------|--|----|
| BRONCO | | | | |
| U150 | 3 | D7TZ 1130-B | 10 3/4" diameter—5 openings—black ring in center—front wheels | 2 |
| U150 | 3 | D7TZ 1130-A | 10 3/4" diameter—5 openings—black ring in center—rear wheels | 2 |
| U150 | 6 | D9TZ 1130-B | 16 1/4" diameter—mag. type—front wheels | 2 |
| U150 | 6 | E1TZ 1130-A | 16 1/4" diameter—mag. type—rear wheels | 2 |
| U150 | 4 | D7TZ 1130-L | 7 1/8" diameter—black center ornament for styled wheels—front wheels | 2 |
| U150 | 4 | D7TZ 1130-K | 7 1/8" diameter—black w/red center ornament for styled wheels—rear wheels | 2 |
| U150 | 4 | E2TZ 1130-C | 7 1/8" diameter—chrome w/red center ornament for styled wheels—rear wheels | 2 |
| U150 | 4 | E2TZ 1130-D | 7 1/8" diameter—chrome center ornament for styled wheels—front wheels | 2 |
| U150 | 7 | E2TZ 1130-A | 4 15/16" diameter—center ornament for cast aluminum wheels—rear wheels | 2 |
| U150 | 7 | E2TZ 1130-B | 4 15/16" diameter—center ornament for cast aluminum wheels—front wheels | 2 |
| | | 388761-S47B | (UU-58-JJ) screw—black—ornament to wheel | 12 |
| | | 389465-S45 | (UU-58-K) screw—chrome—ornament to wheel | 12 |
| | | 1A100 | Anchor wheel ornament required refer to group 1A100 in Section 11 | |
| E SERIES | | | | |
| E100/150 | 1 | D3TZ 1130-A | 10 7/32" diameter—argent—Ford Motor Co. in center | 4 |
| E100/150 | 3 | D7TZ 1130-A | 10 3/4" diameter—5 openings—black ring in center | 4 |
| E100/150 | 4 | D7TZ 1130-K | 7 1/8" diameter—black w/red center ornament for styled wheels | 4 |



BUY IT NOW!

Click Here To Order



WHEEL COVER CHART

| MODEL/RESTRICTIONS | TYPE | PART NUMBER | DESCRIPTION | QTY. |
|--------------------|------|-------------|-------------|------|
|--------------------|------|-------------|-------------|------|

1982 APPLICATION CHART — Cont'd

1130 CAP OR COVER (WHEEL HUB)

E SERIES

| | | | | |
|----------|---|---------------|---|----|
| E100/150 | 4 | E2TZ 1130-C | 7 1/8" diameter—chrome w/red center ornament for styled wheels | 4 |
| E100/150 | 7 | E2TZ 1130-A | 4 15/16" diameter—center ornament for cast aluminum wheels | 4 |
| E100/150 | 6 | E1TZ 1130-A | 16 1/4" diameter—mag. type—argent | 4 |
| E100/150 | 6 | ★ E1TZ 1130-B | 16 1/4" diameter—mag. type—medium blue | 4 |
| E100/150 | 6 | ★ E1TZ 1130-C | 16 1/4" diameter—mag. type—fawn | 4 |
| E100/150 | 2 | D6UZ 1130-A | 15 1/8" diameter—embossed "FORD"—Ford crest in center | 4 |
| E250/350 | 2 | D6UZ 1130-A | 15 1/8" diameter—embossed "FORD"—Ford crest in center (Must use with basic 1210 trim ring for 16 1/2" wheels) | 4 |
| E250/350 | 5 | D8TZ 1130-D | 12 5/16" diameter—matte finish—black ring | 4 |
| E250/350 | 5 | D8TZ 1130-C | 12 5/16" diameter—bright aluminum—black ring | 4 |
| | | 388761-S47B | (UU-58-JJ)—screw—black—ornament to wheel | 12 |
| | | 389465-S45 | (UU-58-K) screw—chrome—ornament to wheel | 12 |
| | | 1A100 | Anchor wheel ornament required refer to group 1A100 in Section 11 | |

F SERIES

| | | | | |
|-------------------|---|---------------|---|---|
| F100/150 -- 2/W/D | 1 | D3TZ 1130-A | 10 7/32" diameter—argent—Ford Motor Co. in center | 4 |
| F100/150 -- 2/W/D | 3 | D7TZ 1130-A | 10 3/4" diameter—5 openings—black ring in center | 4 |
| F100/150 -- 2/W/D | 4 | D7TZ 1130-K | 7 1/8" diameter—black w/red center ornament for styled wheels | 4 |
| F100/150 -- 2/W/D | 4 | E2TZ 1130-C | 7 1/8" diameter—chrome w/red center ornament for styled wheels | 4 |
| F100/150 -- 2/W/D | 7 | E2TZ 1130-A | 4 15/16" diameter—center ornament for cast aluminum wheels | 4 |
| F100/150 -- 2/W/D | 6 | E1TZ 1130-A | 16 1/4" diameter—mag. type—argent | 4 |
| F100/150 -- 2/W/D | 6 | ★ E1TZ 1130-B | 16 1/4" diameter—mag. type—medium blue | 4 |
| F100/150 -- 2/W/D | 6 | ★ E1TZ 1130-C | 16 1/4" diameter—mag. type—fawn | 4 |
| F150 -- 4/W/D | 3 | D7TZ 1130-B | 10 3/4" diameter—5 openings black ring in center—front wheels | 2 |
| F150 -- 4/W/D | 3 | D7TZ 1130-A | 10 3/4" diameter—5 openings black ring in center—rear wheels | 2 |
| F150 -- 4/W/D | 4 | D7TZ 1130-L | 7 1/8" diameter—black center ornament for styled wheels—front wheels | 2 |
| F150 -- 4/W/D | 4 | D7TZ 1130-K | 7 1/8" diameter—black w/red center ornament for styled wheels—rear wheels | 2 |
| F150 -- 4/W/D | 4 | E2TZ 1130-C | 7 1/8" diameter—chrome w/red center ornament for styled wheels—rear wheels | 2 |
| F150 -- 4/W/D | 4 | E2TZ 1130-D | 7 1/8" diameter—chrome center ornament for styled wheels—front wheels | 2 |
| F150 -- 4/W/D | 7 | E2TZ 1130-A | 4 15/16" diameter—center ornament for cast aluminum wheels—rear wheels— | 2 |
| F150 -- 4/W/D | 7 | E2TZ 1130-B | 4 15/16" diameter—center ornament for cast aluminum wheels—front wheels | 2 |
| F150 -- 4/W/D | 6 | D9TZ 1130-B | 16 1/4" diameter—mag. type—front wheels | 2 |
| F150 -- 4/W/D | 6 | E1TZ 1130-A | 16 1/4" diameter—mag. type—rear wheels | 2 |
| F100/350 -- 2/W/D | 2 | D6TZ 1130-A | 15 1/8" diameter—Ford crest in center—embossed "Ford" (Must use with basic 1210 trim ring for 16 1/2" wheels) | 4 |

100% SATISFACTION GUARANTEED

BUY IT NOW!

Click Here To Order

COPYRIGHT © 1994 —

FORD MOTOR
COMPANY

—DEARBORN, MICHIGAN

FINAL ISSUE

**1980/89
LIGHT TRUCK**

WHEEL COVER CHART

| MODEL/RESTRICTIONS | TYPE | PART NUMBER | DESCRIPTION | QTY. |
|--------------------|------|-------------|-------------|------|
|--------------------|------|-------------|-------------|------|

1982 APPLICATION CHART — Cont'd

| 1130 | CAP OR COVER (WHEEL HUB) | | | |
|------|--------------------------|--|--|--|
|------|--------------------------|--|--|--|

F SERIES

| | | | | |
|-------------------|---|-------------|--|----|
| F250/350 -- 2/W/D | 5 | D8TZ 1130-C | 12 5/16" diameter—bright aluminum—black ring | 4 |
| F250/350 -- 2/W/D | 5 | D8TZ 1130-D | 12 5/16" diameter—matte finish—black ring | 4 |
| F250/350 -- 4/W/D | | 1130 | Not available | |
| | | 388761-S47B | (UU-58-JJ) screw—black—ornament to wheel | 12 |
| | | 389465-S45 | (UU-58-K) screw—chrome—ornament to wheel | 12 |
| | | 1A100 | Anchor wheel ornament required refer to group 1A100 in Section 11 | |

1983 APPLICATION CHART

| 1130 | CAP OR COVER (WHEEL HUB) | | | |
|------|--------------------------|--|--|--|
|------|--------------------------|--|--|--|

BRONCO

| | | | | |
|------|---|-------------|--|----|
| U150 | 3 | D7TZ 1130-B | 10 3/4" diameter—5 openings—black ring in center front wheels | 2 |
| U150 | 3 | D7TZ 1130-A | 10 3/4" diameter—5 openings—black ring in center rear wheels | 2 |
| U150 | 6 | D9TZ 1130-B | 16 1/4" diameter—mag. type—front wheels | 2 |
| U150 | 6 | E1TZ 1130-A | 16 1/4" diameter—mag. type—rear wheels | 2 |
| U150 | 4 | D7TZ 1130-L | 7 1/8" diameter—black center ornament for styled wheels—front wheels | 2 |
| U150 | 4 | D7TZ 1130-K | 7 1/8" diameter—black w/red center ornament for styled wheels—rear wheels | 2 |
| U150 | 4 | E2TZ 1130-C | 7 1/8" diameter—chrome w/red center ornament for styled wheels—rear wheels | 2 |
| U150 | 4 | E2TZ 1130-D | 7 1/8" diameter—chrome center ornament for styled wheels—front wheels | 2 |
| U150 | 7 | E2TZ 1130-A | 4 15/16" diameter—center ornament for cast aluminum wheels—rear wheels | 2 |
| U150 | 7 | E2TZ 1130-B | 4 15/16" diameter—center ornament for cast aluminum wheels—front wheels | 2 |
| | | 388761-S47B | (UU-58-JJ) screw—black—ornament to wheel | 12 |
| | | 389465-S45 | (UU-58-K) screw—chrome—ornament to wheel | 12 |
| | | 1A100 | Anchor wheel ornament required refer to group 1A100 in Section 11 | |

E SERIES

| | | | | |
|----------|---|---------------|--|---|
| E100/150 | 1 | D3TZ 1130-A | 10 7/32" diameter—argent—Ford Motor Co. in center | 4 |
| E100/150 | 3 | D7TZ 1130-A | 10 3/4" diameter—5 openings—black ring in center | 4 |
| E100/150 | 4 | D7TZ 1130-K | 7 1/8" diameter—black w/red center ornament for styled wheels | 4 |
| E100/150 | 4 | E2TZ 1130-C | 7 1/8" diameter—chrome w/red center ornament for styled wheels | 4 |
| E100/150 | 7 | E2TZ 1130-A | 4 15/16" diameter—center ornament for cast aluminum wheels | 4 |
| E100/150 | 6 | E1TZ 1130-A | 16 1/4" diameter—mag. type—argent | 4 |
| E100/150 | 6 | ★ E1TZ 1130-B | 16 1/4" diameter—mag. type—medium blue | 4 |
| E100/150 | 6 | ★ E1TZ 1130-C | 16 1/4" diameter—mag. type—fawn | 4 |
| E100/150 | 2 | D6UZ 1130-A | 15 1/8" diameter—embossed "FORD"—Ford crest in center | 4 |


BUY IT NOW!
 Click Here To Order 







WHEEL COVER CHART

| MODEL/RESTRICTIONS | TYPE | PART NUMBER | DESCRIPTION | QTY. |
|--------------------|------|-------------|-------------|------|
|--------------------|------|-------------|-------------|------|

1983 APPLICATION CHART — Cont'd

1130 CAP OR COVER (WHEEL HUB)

E SERIES

| | | | | |
|----------|---|-------------|---|----|
| E250/350 | 2 | D6UZ 1130-A | 15 1/8" diameter—embossed "FORD"—Ford crest in center (Must use with basic 1210 trim ring for 16 1/2" wheels) | 4 |
| E250/350 | 5 | D8TZ 1130-D | 12 5/16" diameter—matte finish—black ring | 4 |
| E250/350 | 5 | D8TZ 1130-C | 12 5/16" diameter—bright aluminum—black ring | 4 |
| | | 388761-S47B | (UU-58-JJ)—screw—black—ornament to wheel | 12 |
| | | 389465-S45 | (UU-58-K) screw—chrome—ornament to wheel | 12 |
| | | 1A100 | Anchor wheel ornament required refer to group 1A100 in Section 11 | |

F SERIES

| | | | | |
|-------------------|---|---------------|---|----|
| F100/150 -- 2/W/D | 1 | D3TZ 1130-A | 10 7/32" diameter—argent—Ford Motor Co. in center | 4 |
| F100/150 -- 2/W/D | 3 | D7TZ 1130-A | 10 3/4" diameter—5 openings—black ring in center | 4 |
| F100/150 -- 2/W/D | 4 | D7TZ 1130-K | 7 1/8" diameter—black w/red center ornament for styled wheels | 4 |
| F100/150 -- 2/W/D | 4 | E2TZ 1130-C | 7 1/8" diameter—chrome w/red center ornament for styled wheels | 4 |
| F100/150 -- 2/W/D | 7 | E2TZ 1130-A | 4 15/16" diameter—center ornament for cast aluminum wheels | 4 |
| F100/150 -- 2/W/D | 6 | E1TZ 1130-A | 16 1/4" diameter—mag. type—argent | 4 |
| F100/150 -- 2/W/D | 6 | ★ E1TZ 1130-B | 16 1/4" diameter—mag. type—medium blue | 4 |
| F100/150 -- 2/W/D | 6 | ★ E1TZ 1130-C | 16 1/4" diameter—mag. type—fawn | 4 |
| F150 -- 4/W/D | 3 | D7TZ 1130-B | 10 3/4" diameter—5 openings black ring in center—front wheels | 2 |
| F150 -- 4/W/D | 3 | D7TZ 1130-A | 10 3/4" diameter—5 openings black ring in center—rear wheels | 2 |
| F150 -- 4/W/D | 4 | D7TZ 1130-L | 7 1/8" diameter—black center ornament for styled wheels—front wheels | 2 |
| F150 -- 4/W/D | 4 | D7TZ 1130-K | 7 1/8" diameter—black w/red center ornament for styled wheels—rear wheels | 2 |
| F150 -- 4/W/D | 4 | E2TZ 1130-C | 7 1/8" diameter—chrome w/red center ornament for styled wheels—rear wheels | 2 |
| F150 -- 4/W/D | 4 | E2TZ 1130-D | 7 1/8" diameter—chrome center ornament for styled wheels—front wheels | 2 |
| F150 -- 4/W/D | 7 | E2TZ 1130-A | 4 15/16" diameter—center ornament for cast aluminum wheels—rear wheels— | 2 |
| F150 -- 4/W/D | 7 | E2TZ 1130-B | 4 15/16" diameter—center ornament for cast aluminum wheels—front wheels | 2 |
| F150 -- 4/W/D | 6 | D9TZ 1130-B | 16 1/4" diameter—mag. type— front wheels | 2 |
| F150 -- 4/W/D | 6 | E1TZ 1130-A | 16 1/4" diameter—mag. type—rear wheels | 2 |
| F100/350 -- 2/W/D | 2 | D6TZ 1130-A | 15 1/8" diameter—Ford crest in center—embossed "Ford" (Must use with basic 1210 trim ring for 16" wheels) | 4 |
| F250/350 -- 2/W/D | 5 | D8TZ 1130-C | 12 5/16" diameter—bright aluminum—black ring | 4 |
| F250/350 -- 2/W/D | 5 | D8TZ 1130-D | 12 5/16" diameter—matte finish—black ring | 4 |
| F250/350 -- 4/W/D | | 1130 | Not available | |
| | | 388761-S47B | (UU-58-JJ) screw—black—ornament to wheel | 12 |
| | | 389465-S45 | (UU-58-K) screw—chrome—ornament to wheel | 12 |
| | | 1A100 | Anchor wheel ornament required refer to group 1A100 in Section 11 | |



BUY IT NOW!

Click Here To Order

COPYRIGHT © 1994 —

FORD MOTOR
COMPANY

—DEARBORN, MICHIGAN

FINAL ISSUE



1980/89
LIGHT TRUCK

WHEEL COVER CHART

| MODEL/RESTRICTIONS | TYPE | PART NUMBER | DESCRIPTION | QTY. |
|--------------------|------|-------------|-------------|------|
|--------------------|------|-------------|-------------|------|

1983 APPLICATION CHART — Cont'd

| | | | | |
|------|--------------------------|--|--|--|
| 1130 | CAP OR COVER (WHEEL HUB) | | | |
|------|--------------------------|--|--|--|

R-RANGER

| | | | | |
|------------|----|--------------|---|----|
| R -- 2/W/D | 15 | E3TZ 1130-A | 2 1/2" diameter—use w/14 x 6 cast aluminum wheels | 4 |
| R -- 2/W/D | 9 | E3TZ 1130-H | 5 53/64" diameter—black—use w/14 x 5, 5.5 argent wheels | 4 |
| R -- 2/W/D | 4 | E3TZ 1130-C | 5 7/8" diameter—chrome—use w/14 x 5, 5.5 tu-tone wheels | 4 |
| R -- 2/W/D | 4 | E3TZ 1130-B | 5 7/8" diameter—black—use w/14 x 5, 5.5 tu-tone wheels | 4 |
| R -- 2/W/D | 4 | E3TZ 1130-D | 5 7/8" diameter—chrome—use w/14 x 6 styled steel wheels | 4 |
| R -- 4/W/D | 6 | D9TZ 1130-B | 16 1/4" diameter—mag type—front wheels | 2 |
| R -- 4/W/D | 6 | E1TZ 1130-A | 16 1/4" diameter—mag type—rear wheels | 2 |
| R -- 4/W/D | 9 | E3TZ 1130-J | 2 29/32" diameter—use w/15 x 6 aluminum wheels—rear wheels | 2 |
| R -- 4/W/D | 9 | E3TZ 1130-E | 5 53/64" diameter—use w/15 x 5, 5.5 standard wheels—front wheels | 2 |
| R -- 4/W/D | 9 | E3TZ 1130-H | 5 53/64" diameter—use w/15 x 5, 5.5 standard wheels—rear wheels | 2 |
| R -- 4/W/D | 4 | E3TZ 1130-F | Black 5 7/8" diameter—use w/15 x 5, 5.5 tu-tone wheels—front wheels | 2 |
| R -- 4/W/D | 4 | E3TZ 1130-B | Black 5 7/8" diameter—use w/15 x 5, 5.5 tu-tone wheels—rear wheels | 2 |
| R -- 4/W/D | 4 | E3TZ 1130-G | Chrome 5 7/8" diameter—use w/15 x 6 styled steel wheels—front wheels | 2 |
| R -- 4/W/D | 4 | E3TZ 1130-D | Chrome 5 7/8" diameter—use w/15 x 6 styled steel wheels—rear wheels | 2 |
| | | N802270-S49 | (AB-4H) screw—ornament to wheel—use w/E3TZ 1130-E,H | 12 |
| | | N802190-S53 | (AM-48H) nut—ornament to wheel use with 14 x 5, 5.5 and 14 x 6 cast aluminum wheels—use w/E3TZ 1130-B,C,E,F,H | 12 |
| | | N802215-S53 | (AM-48J) nut—ornament to wheel—use with 14 x 6—use w/E3TZ 1130-D,G,J | 12 |
| | | N802189-S53B | (AB-4G)—screw ornament to wheel—use w/E3TZ 1130-B,C,F | 12 |
| | | N802214-S45 | (AB-4J)—screw ornament to wheel—use w/E3TZ 1130-D,G | 12 |

1984 APPLICATION CHART

| | | | | |
|------|--------------------------|--|--|--|
| 1130 | CAP OR COVER (WHEEL HUB) | | | |
|------|--------------------------|--|--|--|

B-BRONCO II

| | | | | |
|---|---|-------------|---|------|
| B | 9 | E3TZ 1130-J | 2 29/32" diameter—use w/15 x 6 aluminum wheels—rear wheels | 2or4 |
| B | 9 | E3TZ 1130-E | 5 53/64" diameter—use w/15 x 5, 5.5 standard wheels—front wheels | 2 |
| B | 9 | E3TZ 1130-H | 5 53/64" diameter—use w/15 x 5, 5.5 standard wheels—rear wheels | 2 |
| B | 4 | E3TZ 1130-F | Black 5 7/8" diameter—use w/15 x 5, 5.5 tu-tone wheels—front wheels | 2 |

100% SATISFACTION GUARANTEED

BUY IT NOW!

Click Here To Order

PayPal American Express Discover MasterCard VISA

WHEEL COVER CHART

| MODEL/RESTRICTIONS | TYPE | PART NUMBER | DESCRIPTION | QTY. |
|--------------------|------|-------------|-------------|------|
|--------------------|------|-------------|-------------|------|

1984 APPLICATION CHART — Cont'd

| | | | | |
|------|--------------------------|--|--|--|
| 1130 | CAP OR COVER (WHEEL HUB) | | | |
|------|--------------------------|--|--|--|

B-BRONCO II

| | | | | |
|---|---|--------------|---|------|
| B | 4 | E3TZ 1130-B | Black 5 7/8" diameter—use w/15 x 5, 5.5 tu-tone wheels—rear wheels | 2 |
| B | 4 | E3TZ 1130-G | Chrome 5 7/8" diameter—use w/15 x 6 styled steel wheels—front wheels | 2 |
| B | 4 | E3TZ 1130-C | 5 7/8" diameter chrome use w/14 X 5.5 tu-tone wheels | 2or4 |
| B | 4 | E3TZ 1130-D | Chrome 5 7/8" diameter—use w/15 x 6 styled steel wheels—rear wheels | 2or4 |
| B | 6 | D9TZ 1130-B | 16 1/4" diameter—mag. type—front wheels | 2 |
| B | 6 | E1TZ 1130-A | 16 1/4" diameter—mag. type—rear wheels | 2 |
| | | N802270-S49 | (AB-4H) screw—ornament to wheel—use w/E3TZ 1130-E,H | 12 |
| | | N802190-S53 | (AM-48H) nut—ornament to wheel—use with 14 x 5, 5.5 and 14 x 6 cast aluminum wheels—use w/E3TZ 1130-B,C,E,F,H | 12 |
| | | N802215-S53 | (AM-48J) nut—ornament to wheel—use with 14 x 6 —use w/E3TZ 1130-D,G,J | 12 |
| | | N802189-S53B | (AB-4G)—screw ornament to wheel—use w/E3TZ 1130-B,C,F, | 12 |
| | | N802214-S45 | (AB-4J)—screw ornament to wheel—use w/E3TZ 1130-D,G | 12 |

BRONCO

| | | | | |
|------|---|-------------|--|----|
| U150 | 3 | D7TZ 1130-B | 10 3/4" diameter—5 openings—black ring in center front wheels | 2 |
| U150 | 3 | D7TZ 1130-A | 10 3/4" diameter—5 openings—black ring in center rear wheels | 2 |
| U150 | 6 | D9TZ 1130-B | 16 1/4" diameter—mag. type—front wheels | 2 |
| U150 | 6 | E1TZ 1130-A | 16 1/4" diameter—mag. type—rear wheels | 2 |
| U150 | 4 | D7TZ 1130-L | 7 1/8" diameter—black center ornament for styled wheels—front wheels | 2 |
| U150 | 4 | D7TZ 1130-K | 7 1/8" diameter—black w/red center ornament for styled wheels—rear wheels | 2 |
| U150 | 4 | E2TZ 1130-C | 7 1/8" diameter—chrome w/red center ornament for styled wheels—rear wheels | 2 |
| U150 | 4 | E2TZ 1130-D | 7 1/8" diameter—chrome center ornament for styled wheels—front wheels | 2 |
| U150 | 7 | E2TZ 1130-A | 4 15/16" diameter—center ornament for cast aluminum wheels—rear wheels | 2 |
| U150 | 7 | E2TZ 1130-B | 4 15/16" diameter—center ornament for cast aluminum wheels—front wheels | 2 |
| | | 388761-S47B | (UU-58-JJ) screw—black—ornament to wheel | 12 |
| | | 389465-S45 | (UU-58-K) screw—chrome—ornament to wheel | 12 |
| | | 1A100 | Anchor wheel ornament required refer to group 1A100 in Section 11 | |

E SERIES

| | | | | |
|----------|---|-------------|--|---|
| E100/150 | 3 | D7TZ 1130-A | 10 3/4" diameter—5 openings—black ring in center | 4 |
| E100/150 | 4 | D7TZ 1130-K | 7 1/8" diameter—black w/red center ornament for styled wheels | 4 |
| E100/150 | 4 | E2TZ 1130-C | 7 1/8" diameter—chrome w/red center ornament for styled wheels | 4 |



BUY IT NOW!
Click Here To Order



1980/89
LIGHT TRUCK

WHEEL COVER CHART

| MODEL/RESTRICTIONS | TYPE | PART NUMBER | DESCRIPTION | QTY. |
|--------------------|------|-------------|-------------|------|
|--------------------|------|-------------|-------------|------|

1984 APPLICATION CHART — Cont'd

| | | | | |
|------|--------------------------|--|--|--|
| 1130 | CAP OR COVER (WHEEL HUB) | | | |
|------|--------------------------|--|--|--|

E SERIES

| | | | | |
|----------|---|---------------|---|----|
| E100/150 | 7 | E2TZ 1130-A | 4 15/16" diameter—center ornament for cast aluminum wheels | 4 |
| E100/150 | 6 | E1TZ 1130-A | 16 1/4" diameter—mag. type—argent | 4 |
| E100/150 | 6 | ★ E1TZ 1130-B | 16 1/4" diameter—mag. type—medium blue | 4 |
| E100/150 | 6 | ★ E1TZ 1130-C | 16 1/4" diameter—mag. type—fawn | 4 |
| E100/150 | 2 | D6UZ 1130-A | 15 1/8" diameter—embossed "FORD"—Ford crest in center | 4 |
| E250/350 | 2 | D6UZ 1130-A | 15 1/8" diameter—embossed "FORD"—Ford crest in center (Must use with basic 1210 trim ring for 16 1/2" wheels) | 4 |
| E250/350 | 5 | D8TZ 1130-D | 12 5/16" diameter—matte finish—black ring | 4 |
| E250/350 | 5 | D8TZ 1130-C | 12 5/16" diameter—bright aluminum—black ring | 4 |
| | | 388761-S47B | (UU-58-JJ)—screw—black—ornament to wheel | 12 |
| | | 389465-S45 | (UU-58-K) screw—chrome—ornament to wheel | 12 |
| | | 1A100 | Anchor wheel ornament required refer to group 1A100 in Section 11 | |

F SERIES

| | | | | |
|-------------------|---|---------------|---|---|
| F100/150 -- 2/W/D | 3 | D7TZ 1130-A | 10 3/4" diameter—5 openings—black ring in center | 4 |
| F100/150 -- 2/W/D | 4 | D7TZ 1130-K | 7 1/8" diameter—black w/red center ornament for styled wheels | 4 |
| F100/150 -- 2/W/D | 4 | E2TZ 1130-C | 7 1/8" diameter—chrome w/red center ornament for styled wheels | 4 |
| F100/150 -- 2/W/D | 7 | E2TZ 1130-A | 4 15/16" diameter—center ornament for cast aluminum wheels | 4 |
| F100/150 -- 2/W/D | 6 | E1TZ 1130-A | 16 1/4" diameter—mag. type—argent | 4 |
| F100/150 -- 2/W/D | 6 | ★ E1TZ 1130-B | 16 1/4" diameter—mag. type—medium blue | 4 |
| F100/150 -- 2/W/D | 6 | ★ E1TZ 1130-C | 16 1/4" diameter—mag. type—fawn | 4 |
| F150 -- 4/W/D | 3 | D7TZ 1130-B | 10 3/4" diameter—5 openings black ring in center—front wheels | 2 |
| F150 -- 4/W/D | 3 | D7TZ 1130-A | 10 3/4" diameter—5 openings black ring in center—rear wheels | 2 |
| F150 -- 4/W/D | 4 | D7TZ 1130-L | 7 1/8" diameter—black center ornament for styled wheels—front wheels | 2 |
| F150 -- 4/W/D | 4 | D7TZ 1130-K | 7 1/8" diameter—black w/red center ornament for styled wheels—rear wheels | 2 |
| F150 -- 4/W/D | 4 | E2TZ 1130-C | 7 1/8" diameter—chrome w/red center ornament for styled wheels—rear wheels | 2 |
| F150 -- 4/W/D | 4 | E2TZ 1130-D | 7 1/8" diameter—chrome center ornament for styled wheels—front wheels | 2 |
| F150 -- 4/W/D | 7 | E2TZ 1130-A | 4 15/16" diameter—center ornament for cast aluminum wheels—rear wheels | 2 |
| F150 -- 4/W/D | 7 | E2TZ 1130-B | 4 15/16" diameter—center ornament for cast aluminum wheels—front wheels | 2 |
| F150 -- 4/W/D | 6 | D9TZ 1130-B | 16 1/4" diameter—mag. type— front wheels | 2 |
| F150 -- 4/W/D | 6 | E1TZ 1130-A | 16 1/4" diameter—mag. type—rear wheels | 2 |
| F100/350 -- 2/W/D | 2 | D6TZ 1130-A | 15 1/8" diameter—Ford crest in center—embossed "Ford" (Must use with basic 1210 trim ring for 16" wheels) | 4 |

100% SATISFACTION GUARANTEED

BUY IT NOW!

Click Here To Order

PayPal American Express Discover MasterCard VISA

WHEEL COVER CHART

| MODEL/RESTRICTIONS | TYPE | PART NUMBER | DESCRIPTION | QTY. |
|--------------------|------|-------------|-------------|------|
|--------------------|------|-------------|-------------|------|

1984 APPLICATION CHART — Cont'd

| | | | | |
|------|--------------------------|--|--|--|
| 1130 | CAP OR COVER (WHEEL HUB) | | | |
|------|--------------------------|--|--|--|

F SERIES

| | | | | |
|--|---|-------------|---|----|
| F250/350 -- 2/W/D | 5 | D8TZ 1130-C | 12 5/16" diameter—bright aluminum—black ring | 4 |
| F250/350 -- 2/W/D | 5 | D8TZ 1130-D | 12 5/16" diameter—matte finish—black ring | 4 |
| F250 -- 4/W/D -- w/3800# front axle capacity, 3 1/4" diameter for basic 1K104 | 5 | E4TZ 1130-A | 12 5/16" diameter—bright aluminum—black ring—front wheels | 2 |
| | 5 | D8TZ 1130-C | 12 5/16" diameter—bright aluminum—black ring—rear wheels | 2 |
| F250 -- 4/W/D -- w/4600# front axle capacity, 4 3/16" diameter for basic 1K104 | | 1130 | Front and rear wheels—not available | 2 |
| F350 -- 4/W/D | | 1130 | Front and rear wheels—not available | |
| | | 388761-S47B | (UU-58-JJ) screw—black—ornament to wheel | 12 |
| | | 389465-S45 | (UU-58-K) screw—chrome—ornament to wheel | 12 |
| | | 1A100 | Anchor wheel ornament required refer to group 1A100 in Section 11 | |

R-RANGER

| | | | | |
|------------|----|--------------|---|----|
| R -- 2/W/D | 15 | E3TZ 1130-A | 2 1/2" diameter—use w/14 x 6 cast aluminum wheels | 4 |
| R -- 2/W/D | 9 | E3TZ 1130-H | 5 53/64" diameter—black—use w/14 x 5, 5.5 argent wheels | 4 |
| R -- 2/W/D | 4 | E3TZ 1130-C | 5 7/8" diameter—chrome—use w/14 x 5, 5.5 tu-tone wheels | 4 |
| R -- 2/W/D | 4 | E3TZ 1130-B | 5 7/8" diameter—black—use w/14 x 5, 5.5 tu-tone wheels | 4 |
| R -- 2/W/D | 4 | E3TZ 1130-D | 5 7/8" diameter—chrome—use w/14 x 6 styled steel wheels | 4 |
| R -- 4/W/D | 6 | D9TZ 1130-B | 16 1/4" diameter—mag type—front wheels | 2 |
| R -- 4/W/D | 6 | E1TZ 1130-A | 16 1/4" diameter—mag type—rear wheels | 2 |
| R -- 4/W/D | 9 | E3TZ 1130-J | 2 29/32" diameter—use w/15 x 6 aluminum wheels—rear wheels | 2 |
| R -- 4/W/D | 9 | E3TZ 1130-E | 5 53/64" diameter—use w/15 x 5, 5.5 standard wheels—front wheels | 2 |
| R -- 4/W/D | 9 | E3TZ 1130-H | 5 53/64" diameter—use w/15 x 5, 5.5 standard wheels—rear wheels | 2 |
| R -- 4/W/D | 4 | E3TZ 1130-F | Black 5 7/8" diameter—use w/15 x 5, 5.5 tu-tone wheels—front wheels | 2 |
| R -- 4/W/D | 4 | E3TZ 1130-B | Black 5 7/8" diameter—use w/15 x 5, 5.5 tu-tone wheels—rear wheels | 2 |
| R -- 4/W/D | 4 | E3TZ 1130-G | Chrome 5 7/8" diameter—use w/15 x 6 styled steel wheels—front wheels | 2 |
| R -- 4/W/D | 4 | E3TZ 1130-D | Chrome 5 7/8" diameter—use w/15 x 6 styled steel wheels—rear wheels | 2 |
| | | N802270-S49 | (AB-4H) screw—ornament to wheel—use w/E3TZ 1130-E,H | 12 |
| | | N802190-S53 | (AM-48H) nut—ornament to wheel use with 14 x 5, 5.5 and 14 x 6 cast aluminum wheels—use w/E3TZ 1130-B,C,E,F,H | 12 |
| | | N802215-S53 | (AM-48J) nut—ornament to wheel—use with 14 x 6—use w/E3TZ 1130-D,G,J | 12 |
| | | N802189-S53B | (AB-4G)—screw ornament to wheel—use w/E3TZ 1130-B,C,F | 12 |
| | | N802214-S45 | (AB-4J)—screw ornament to wheel—use w/E3TZ 1130-D,G | 12 |

100% SATISFACTION GUARANTEED

BUY IT NOW!

Click Here To Order

PayPal American Express Discover MasterCard VISA

**1980/89
LIGHT TRUCK**

WHEEL COVER CHART

| MODEL/RESTRICTIONS | TYPE | PART NUMBER | DESCRIPTION | QTY. |
|--------------------|------|-------------|-------------|------|
|--------------------|------|-------------|-------------|------|

1985 APPLICATION CHART

| | | | | |
|------|--------------------------|--|--|--|
| 1130 | CAP OR COVER (WHEEL HUB) | | | |
|------|--------------------------|--|--|--|

B-BRONCO II

| | | | | |
|---|----|--------------|---|----|
| B | 9 | E3TZ 1130-J | 2 29/32" diameter—use w/15 x 6 aluminum wheels—rear wheels | 2 |
| B | 9 | E3TZ 1130-E | 5 53/64" diameter—use w/15 x 5, 5.5 standard wheels—front wheels | 2 |
| B | 9 | E3TZ 1130-H | 5 53/64" diameter—use w/15 x 5, 5.5 standard wheels—rear wheels | 2 |
| B | 4 | E3TZ 1130-F | Black 5 7/8" diameter—use w/15 x 5, 5.5 tu-tone wheels—front wheels | 2 |
| B | 4 | E3TZ 1130-B | Black 5 7/8" diameter—use w/14 x 5, 5.5 tu-tone wheels—rear wheels | 2 |
| B | 4 | E3TZ 1130-G | Chrome 5 7/8" diameter—use w/15 x 6 styled steel wheels—front wheels | 2 |
| B | 4 | E3TZ 1130-D | Chrome 5 7/8" diameter—use w/15 x 6 styled steel wheels—rear wheels | 2 |
| B | 6 | D9TZ 1130-B | 16 1/4" diameter—mag. type—front wheels | 2 |
| B | 6 | E1TZ 1130-A | 16 1/4" diameter—mag. type—rear wheels | 2 |
| B | 10 | E5TZ 1130-A | 14 x 5" diameter—bright aluminum black ring—frt. wheels | 2 |
| | | N802270-S49 | (AB-4H) screw—ornament to wheel—use w/E3TZ 1130-E,H | 12 |
| | | N802190-S53 | (AM-48H) nut—ornament to wheel—use with 14 x 5, 5.5 and 14 x 6 cast aluminum wheels—use w/E3TZ 1130-B,C,E,F,H | 12 |
| | | N802215-S53 | (AM-48J) nut—ornament to wheel—use with 14 x 6 —use w/E3TZ 1130-D,G,J | 12 |
| | | N802189-S53B | (AB-4G)—screw ornament to wheel—use w/E3TZ 1130-B,C,F, | 12 |
| | | N802214-S45 | (AB-4J)—screw ornament to wheel—use w/E3TZ 1130-D,G | 12 |
| | | N803680-S100 | (AU-9-U)—screw ornament to wheel—use w/E5TZ 1130-A | 12 |

BRONCO

| | | | | |
|------|---|-------------|--|---|
| U150 | 3 | D7TZ 1130-B | 10 3/4" diameter—5 openings—black ring in center front wheels | 2 |
| U150 | 3 | D7TZ 1130-A | 10 3/4" diameter—5 openings—black ring in center rear wheels | 2 |
| U150 | 6 | D9TZ 1130-B | 16 1/4" diameter—mag. type—front wheels | 2 |
| U150 | 6 | E1TZ 1130-A | 16 1/4" diameter—mag. type—rear wheels | 2 |
| U150 | 4 | D7TZ 1130-L | 7 1/8" diameter—black center ornament for styled wheels—front wheels | 2 |
| U150 | 4 | D7TZ 1130-K | 7 1/8" diameter—black w/red center ornament for styled wheels—rear wheels | 2 |
| U150 | 4 | E2TZ 1130-C | 7 1/8" diameter—chrome w/red center ornament for styled wheels—rear wheels | 2 |
| U150 | 4 | E2TZ 1130-D | 7 1/8" diameter—chrome center ornament for styled wheels—front wheels | 2 |
| U150 | 7 | E2TZ 1130-A | 4 15/16" diameter—center ornament for cast aluminum wheels—rear wheels | 2 |

100% SATISFACTION GUARANTEED

BUY IT NOW!

Click Here To Order

PayPal American Express Discover MasterCard VISA

WHEEL COVER CHART

| MODEL/RESTRICTIONS | TYPE | PART NUMBER | DESCRIPTION | QTY. |
|--------------------|------|-------------|-------------|------|
|--------------------|------|-------------|-------------|------|

1985 APPLICATION CHART — Cont'd

| | | | | |
|------|--------------------------|--|--|--|
| 1130 | CAP OR COVER (WHEEL HUB) | | | |
|------|--------------------------|--|--|--|

BRONCO

| | | | | |
|------|---|-------------|---|----|
| U150 | 7 | E2TZ 1130-B | 4 15/16" diameter—center ornament for cast aluminum wheels—front wheels | 2 |
| | | 388761-S47B | (UU-58-JJ) screw—black—ornament to wheel | 12 |
| | | 389465-S45 | (UU-58-K) screw—chrome—ornament to wheel | 12 |
| | | 1A100 | Anchor wheel ornament required refer to group 1A100 in Section 11 | |

E SERIES

| | | | | |
|----------|---|---------------|---|----|
| E100/150 | 3 | D7TZ 1130-A | 10 3/4" diameter—5 openings—black ring in center | 4 |
| E100/150 | 4 | D7TZ 1130-K | 7 1/8" diameter—black w/red center ornament for styled wheels | 4 |
| E100/150 | 4 | E2TZ 1130-C | 7 1/8" diameter—chrome w/red center ornament for styled wheels | 4 |
| E100/150 | 7 | E2TZ 1130-A | 4 15/16" diameter—center ornament for cast aluminum wheels | 4 |
| E100/150 | 6 | E1TZ 1130-A | 16 1/4" diameter—mag. type—argent | 4 |
| E100/150 | 6 | ★ E1TZ 1130-B | 16 1/4" diameter—mag. type—medium blue | 4 |
| E100/150 | 6 | ★ E1TZ 1130-C | 16 1/4" diameter—mag. type—fawn | 4 |
| E100/150 | 2 | D6UZ 1130-A | 15 1/8" diameter—embossed "FORD"—Ford crest in center | 4 |
| E250/350 | 2 | D6UZ 1130-A | 15 1/8" diameter—embossed "FORD"—Ford crest in center (Must use with basic 1210 trim ring for 16 1/2" wheels) | 4 |
| E250/350 | 5 | D8TZ 1130-D | 12 5/16" diameter—matte finish—black ring | 4 |
| E250/350 | 5 | D8TZ 1130-C | 12 5/16" diameter—bright aluminum—black ring | 4 |
| | | 388761-S47B | (UU-58-JJ)—screw—black—ornament to wheel | 12 |
| | | 389465-S45 | (UU-58-K) screw—chrome—ornament to wheel | 12 |
| | | 1A100 | Anchor wheel ornament required refer to group 1A100 in Section 11 | |

F SERIES

| | | | | |
|-------------------|---|---------------|---|---|
| F100/150 -- 2/W/D | 3 | D7TZ 1130-A | 10 3/4" diameter—5 openings—black ring in center | 4 |
| F100/150 -- 2/W/D | 4 | D7TZ 1130-K | 7 1/8" diameter—black w/red center ornament for styled wheels | 4 |
| F100/150 -- 2/W/D | 4 | E2TZ 1130-C | 7 1/8" diameter—chrome w/red center ornament for styled wheels | 4 |
| F100/150 -- 2/W/D | 7 | E2TZ 1130-A | 4 15/16" diameter—center ornament for cast aluminum wheels | 4 |
| F100/150 -- 2/W/D | 6 | E1TZ 1130-A | 16 1/4" diameter—mag. type—argent | 4 |
| F100/150 -- 2/W/D | 6 | ★ E1TZ 1130-B | 16 1/4" diameter—mag. type—medium blue | 4 |
| F100/150 -- 2/W/D | 6 | ★ E1TZ 1130-C | 16 1/4" diameter—mag. type—fawn | 4 |
| F150 -- 4/W/D | 3 | D7TZ 1130-B | 10 3/4" diameter—5 openings black ring in center—front wheels | 2 |
| F150 -- 4/W/D | 3 | D7TZ 1130-A | 10 3/4" diameter—5 openings black ring in center—rear wheels | 2 |
| F150 -- 4/W/D | 4 | D7TZ 1130-L | 7 1/8" diameter—black center ornament for styled wheels—front wheels | 2 |
| F150 -- 4/W/D | 4 | D7TZ 1130-K | 7 1/8" diameter—black w/red center ornament for styled wheels—rear wheels | 2 |

100% SATISFACTION GUARANTEED

BUY IT NOW!

Click Here To Order

PayPal, Discover, MasterCard, VISA

1980/89
LIGHT TRUCK

WHEEL COVER CHART

| MODEL/RESTRICTIONS | TYPE | PART NUMBER | DESCRIPTION | QTY. |
|--------------------|------|-------------|-------------|------|
|--------------------|------|-------------|-------------|------|

1985 APPLICATION CHART — Cont'd

| | | | | |
|------|--------------------------|--|--|--|
| 1130 | CAP OR COVER (WHEEL HUB) | | | |
|------|--------------------------|--|--|--|

F SERIES

| | | | | |
|--|---|-------------|---|----|
| F150 -- 4/W/D | 4 | E2TZ 1130-C | 7 1/8" diameter—chrome w/red center ornament for styled wheels—rear wheels | 2 |
| F150 -- 4/W/D | 4 | E2TZ 1130-D | 7 1/8" diameter—chrome center ornament for styled wheels—front wheels | 2 |
| F150 -- 4/W/D | 7 | E2TZ 1130-A | 4 15/16" diameter—center ornament for cast aluminum wheels—rear wheels— | 2 |
| F150 -- 4/W/D | 7 | E2TZ 1130-B | 4 15/16" diameter—center ornament for cast aluminum wheels—front wheels | 2 |
| F150 -- 4/W/D | 6 | D9TZ 1130-B | 16 1/4" diameter—mag. type— front wheels | 2 |
| F150 -- 4/W/D | 6 | E1TZ 1130-A | 16 1/4" diameter—mag. type—rear wheels | 2 |
| F100/350 -- 2/W/D | 2 | D6TZ 1130-A | 15 1/8" diameter—Ford crest in center—embossed "Ford" (Must use with basic 1210 trim ring for 16" wheels) | 4 |
| F250/350 -- 2/W/D | 5 | D8TZ 1130-C | 12 5/16" diameter—bright aluminum—black ring | 4 |
| F250/350 -- 2/W/D | 5 | D8TZ 1130-D | 12 5/16" diameter—matte finish—black ring | 4 |
| F250 -- 4x2 -- Semi Float Axle | 3 | E5TZ 1130-F | 12 1/8" diameter—aluminum—blk. ring -- front & rear | 4 |
| F350 -- SR 4x2 -- Full Float Axle | 3 | E5TZ 1130-D | 12 1/8" diameter—aluminum—blk. ring -- rear | 2 |
| F350 -- SR 4x2 -- Full Float Axle | 3 | E5TZ 1130-F | 12 1/8" diameter—aluminum—blk. ring -- front | 2 |
| F250 -- 4/W/D -- w/3800# front axle capacity, 3 1/4" diameter for basic 1K104 | 5 | E4TZ 1130-A | 12 5/16" diameter—bright aluminum—black ring—front wheels | 2 |
| | 5 | D8TZ 1130-C | 12 5/16" diameter—bright aluminum—black ring—rear wheels | 2 |
| F250 -- 4/W/D -- Full Float Axle | 3 | E5TZ 1130-D | 12 1/8" diameter—aluminum—blk. ring -- rear | 2 |
| F250 -- 4/W/D -- Full & Semi Float Axle | 3 | E5TZ 1130-E | 12 1/8" diameter—aluminum—blk. ring -- front | 2 |
| F250 -- 4/W/D -- Semi Float Axle | 3 | E5TZ 1130-F | 12 1/8" diameter—aluminum—blk. ring -- rear | 2 |
| F250 -- 4/W/D -- w/4800# front axle capacity, 4 3/16" diameter for basic 1K104 | | 1130 | Front and rear wheels—not available | |
| F350 -- 4/W/D | | 1130 | Front and rear wheels—not available | |
| | | 388761-S47B | (UU-58-JJ) screw—black—ornament to wheel | 12 |
| | | 389465-S45 | (UU-58-K) screw—chrome—ornament to wheel | 12 |
| | | 1A100 | Anchor wheel ornament required refer to group 1A100 in Section 11 | |

R-RANGER

| | | | | |
|------------|----|-------------|---|---|
| R -- 2/W/D | 15 | E3TZ 1130-A | 2 1/2" diameter—use w/14 x 6 cast aluminum wheels | 4 |
| R -- 2/W/D | 9 | E3TZ 1130-H | 5 53/64" diameter—black—use w/14 x 5, 5.5 argent wheels | 4 |
| R -- 2/W/D | 4 | E3TZ 1130-C | 5 7/8" diameter—chrome—use w/14 x 5, 5.5 tu-tone wheels | 4 |
| R -- 2/W/D | 4 | E3TZ 1130-B | 5 7/8" diameter—black—use w/14 x 5, 5.5 tu-tone wheels | 4 |
| R -- 2/W/D | 4 | E3TZ 1130-D | 5 7/8" diameter—chrome—use w/14 x 6 styled steel wheels | 4 |

100% SATISFACTION GUARANTEED

BUY IT NOW!

Click Here To Order

PayPal American Express Discover MasterCard VISA

WHEEL COVER CHART

| MODEL/RESTRICTIONS | TYPE | PART NUMBER | DESCRIPTION | QTY. |
|--------------------|------|-------------|-------------|------|
|--------------------|------|-------------|-------------|------|

1985 APPLICATION CHART — Cont'd

| | | | | |
|------|--------------------------|--|--|--|
| 1130 | CAP OR COVER (WHEEL HUB) | | | |
|------|--------------------------|--|--|--|

R—RANGER

| | | | | |
|---------------------|----|--------------|---|------|
| R -- 2/W/D or 4/W/D | 10 | E5TZ 1130-B | 7 1/8" diameter—bright aluminum—black ring—red center (use 2 on 4x4 and 4 on 4x2) | 2or4 |
| R -- 4/W/D | 6 | D9TZ 1130-B | 16 1/4" diameter—mag type—front wheels | 2 |
| R -- 4/W/D | 6 | E1TZ 1130-A | 16 1/4" diameter—mag type—rear wheels | 2 |
| R -- 4/W/D | 9 | E3TZ 1130-J | 2 29/32" diameter—use w/15 x 6 aluminum wheels—rear wheels | 2 |
| R -- 4/W/D | 9 | E3TZ 1130-E | 5 53/64" diameter—use w/15 x 5, 5.5 standard wheels—front wheels | 2 |
| R -- 4/W/D | 9 | E3TZ 1130-H | 5 53/64" diameter—use w/15 x 5, 5.5 standard wheels—rear wheels | 2 |
| R -- 4/W/D | 4 | E3TZ 1130-F | Black 5 7/8" diameter—use w/15 x 5, 5.5 tu-tone wheels—front wheels | 2 |
| R -- 4/W/D | 4 | E3TZ 1130-B | Black 5 7/8" diameter—use w/15 x 5, 5.5 tu-tone wheels—rear wheels | 2 |
| R -- 4/W/D | 4 | E3TZ 1130-G | Chrome 5 7/8" diameter—use w/15 x 6 styled steel wheels—front wheels | 2 |
| R -- 4/W/D | 4 | E3TZ 1130-D | Chrome 5 7/8" diameter—use w/15 x 6 styled steel wheels—rear wheels | 2 |
| R -- 4/W/D | 10 | E5TZ 1130-A | 7 1/8" diameter—bright aluminum black ring—frt. wheels | 2 |
| | | N802270-S49 | (AB-4H) screw—ornament to wheel—use w/E3TZ 1130-E,H | 12 |
| | | N802190-S53 | (AM-48H) nut—ornament to wheel use with 14 x 5, 5.5 and 14 x 6 cast aluminum wheels—use w/E3TZ 1130-B,C,E,F,H | 12 |
| | | N802215-S53 | (AM-48J) nut—ornament to wheel | 12 |
| | | | —use with 14 x 6—use w/E3TZ 1130-D,G,J | 12 |
| | | N802189-S53B | (AB-4G)—screw ornament to wheel | 12 |
| | | | —use w/E3TZ 1130-B,C,F | 12 |
| | | N802214-S45 | (AB-4J)—screw ornament to wheel | 12 |
| | | | —use w/E3TZ 1130-D,G | 12 |
| | | N803680-S100 | (AU-9-U)—screw ornament to wheel | 12 |
| | | | —use w/E5TZ 1130-A | 12 |

1986 APPLICATION CHART

| | | | | |
|------|--------------------------|--|--|--|
| 1130 | CAP OR COVER (WHEEL HUB) | | | |
|------|--------------------------|--|--|--|

A — AEROSTAR

| | | | | |
|---|----|---------------|---|---|
| A | 4 | E3TZ 1130-B | 5 7/8" diameter—blk use w/14 x 5, 5.5 wheel | 4 |
| A | 10 | E5TZ 1130-B | 7 1/8" diameter—bright aluminum—black ring—red center | 4 |
| A | 12 | E69Z 1130-C | 15 1/4" diameter—stainless steel | 4 |
| A | 11 | ★ E69Z 1130-D | 5 7/8" diameter—use w/14 x 5.5 wheel | 4 |
| A | 8 | E69Z 1130-X | Use w/14 x 5.5 steel wheel | 4 |
| A | 8 | ★ E69Z 1130-B | Use w/14 x 5.5 aluminum wheel | 4 |

B—BRONCO II

| | | | | |
|---|---|-------------|--|---|
| B | 9 | E3TZ 1130-J | 2 29/32" diameter—use w/15 x 6 aluminum wheels—rear wheels | 2 |
| B | 9 | E3TZ 1130-E | 5 53/64" diameter—use w/15 x 5, 5.5 standard wheels—front wheels | 2 |

BUY IT NOW!
Click Here To Order

PayPal American Express Discover MasterCard VISA

**1980/89
LIGHT TRUCK**

WHEEL COVER CHART

| MODEL/RESTRICTIONS | TYPE | PART NUMBER | DESCRIPTION | QTY. |
|--------------------|------|-------------|-------------|------|
|--------------------|------|-------------|-------------|------|

1986 APPLICATION CHART — Cont'd

| 1130 | CAP OR COVER (WHEEL HUB) | | | |
|------|--------------------------|--|--|--|
|------|--------------------------|--|--|--|

B-BRONCO II

| | | | | |
|---|----|--------------|---|----|
| B | 9 | E3TZ 1130-H | 5 53/64" diameter—use w/15 x 5, 5.5 standard wheels—rear wheels | 2 |
| B | 4 | E3TZ 1130-F | Black 5 7/8" diameter—use w/15 x 5, 5.5 tu-tone wheels—front wheels | 2 |
| B | 4 | E3TZ 1130-B | Black 5 7/8" diameter—use w/15 x 5, 5.5 tu-tone wheels—rear wheels | 2 |
| B | 4 | E3TZ 1130-G | Chrome 5 7/8" diameter—use w/15 x 6 styled steel wheels—front wheels | 2 |
| B | 4 | E3TZ 1130-D | Chrome 5 7/8" diameter—use w/15 x 6 styled steel wheels—rear wheels | 2 |
| B | 6 | D9TZ 1130-B | 16 1/4" diameter—mag. type—front wheels | 2 |
| B | 6 | E1TZ 1130-A | 16 1/4" diameter—mag. type—rear wheels | 2 |
| B | 10 | E5TZ 1130-A | 14 x 5" diameter—bright aluminum black ring—frt. wheels | 2 |
| | | N802270-S49 | (AB-4H) screw—ornament to wheel—use w/E3TZ 1130-E,H | 12 |
| | | N802190-S53 | (AM-48H) nut—ornament to wheel—use with 14 x 5, 5.5 and 14 x 6 cast aluminum wheels—use w/E3TZ 1130-B,C,E,F,H | 12 |
| | | N802215-S53 | (AM-48J) nut—ornament to wheel—use with 14 x 6 —use w/E3TZ 1130-D,G,J | 12 |
| | | N802189-S53B | (AB-4G)—screw ornament to wheel—use w/E3TZ 1130-B,C,F, | 12 |
| | | N802214-S45 | (AB-4J)—screw ornament to wheel—use w/E3TZ 1130-D,G | 12 |
| | | N803680-S100 | (AU-9-U)—screw ornament to wheel—use w/E5TZ 1130-A | 12 |

BRONCO

| | | | | |
|------|---|-------------|--|----|
| U150 | 3 | D7TZ 1130-B | 10 3/4" diameter—5 openings—black ring in center front wheels | 2 |
| U150 | 3 | D7TZ 1130-A | 10 3/4" diameter—5 openings—black ring in center rear wheels | 2 |
| U150 | 6 | D9TZ 1130-B | 16 1/4" diameter—mag. type—front wheels | 2 |
| U150 | 6 | E1TZ 1130-A | 16 1/4" diameter—mag. type—rear wheels | 2 |
| U150 | 4 | D7TZ 1130-L | 7 1/8" diameter—black center ornament for styled wheels—front wheels | 2 |
| U150 | 4 | D7TZ 1130-K | 7 1/8" diameter—black w/red center ornament for styled wheels—rear wheels | 2 |
| U150 | 4 | E2TZ 1130-C | 7 1/8" diameter—chrome w/red center ornament for styled wheels—rear wheels | 2 |
| U150 | 4 | E2TZ 1130-D | 7 1/8" diameter—chrome center ornament for styled wheels—front wheels | 2 |
| U150 | 7 | E2TZ 1130-A | 4 15/16" diameter—center ornament for cast aluminum wheels—rear wheels | 2 |
| U150 | 7 | E2TZ 1130-B | 4 15/16" diameter—center ornament for cast aluminum wheels—front wheels | 2 |
| | | 388761-S47B | (UU-58-JJ) screw—black—ornament to wheel | 12 |
| | | 389465-S45 | (UU-58-K) screw—chrome—ornament to wheel | 12 |
| | | 1A100 | Anchor wheel ornament required refer to group 1A100 in Section 11 | |



BUY IT NOW!

Click Here To Order



WHEEL COVER CHART

| MODEL/RESTRICTIONS | TYPE | PART NUMBER | DESCRIPTION | QTY. |
|--------------------|------|-------------|-------------|------|
|--------------------|------|-------------|-------------|------|

1986 APPLICATION CHART — Cont'd

1130 CAP OR COVER (WHEEL HUB)

E SERIES

| | | | | |
|----------|---|---------------|---|----|
| E100/150 | 3 | D7TZ 1130-A | 10 3/4" diameter—5 openings—black ring in center | 4 |
| E100/150 | 4 | D7TZ 1130-K | 7 1/8" diameter—black w/red center ornament for styled wheels | 4 |
| E100/150 | 4 | E2TZ 1130-C | 7 1/8" diameter—chrome w/red center ornament for styled wheels | 4 |
| E100/150 | 7 | E2TZ 1130-A | 4 15/16" diameter—center ornament for cast aluminum wheels | 4 |
| E100/150 | 6 | E1TZ 1130-A | 16 1/4" diameter—mag. type—argent | 4 |
| E100/150 | 6 | ★ E1TZ 1130-B | 16 1/4" diameter—mag. type—medium blue | 4 |
| E100/150 | 6 | ★ E1TZ 1130-C | 16 1/4" diameter—mag. type—fawn | 4 |
| E100/150 | 2 | D6UZ 1130-A | 15 1/8" diameter—embossed "FORD"—Ford crest in center | 4 |
| E250/350 | 2 | D6UZ 1130-A | 15 1/8" diameter—embossed "FORD"—Ford crest in center (Must use with basic 1210 trim ring for 16 1/2" wheels) | 4 |
| E250/350 | 5 | D8TZ 1130-D | 12 5/16" diameter—matte finish—black ring | 4 |
| E250/350 | 5 | D8TZ 1130-C | 12 5/16" diameter—bright aluminum—black ring | 4 |
| | | 388761-S47B | (UU-58-JJ)—screw—black—ornament to wheel | 12 |
| | | 389465-S45 | (UU-58-K) screw—chrome—ornament to wheel | 12 |
| | | 1A100 | Anchor wheel ornament required refer to group 1A100 in Section 11 | |

F SERIES

| | | | | |
|-------------------|---|---------------|---|---|
| F100/150 -- 2/W/D | 3 | D7TZ 1130-A | 10 3/4" diameter—5 openings—black ring in center | 4 |
| F100/150 -- 2/W/D | 4 | D7TZ 1130-K | 7 1/8" diameter—black w/red center ornament for styled wheels | 4 |
| F100/150 -- 2/W/D | 4 | E2TZ 1130-C | 7 1/8" diameter—chrome w/red center ornament for styled wheels | 4 |
| F100/150 -- 2/W/D | 7 | E2TZ 1130-A | 4 15/16" diameter—center ornament for cast aluminum wheels | 4 |
| F100/150 -- 2/W/D | 6 | E1TZ 1130-A | 16 1/4" diameter—mag. type—argent | 4 |
| F100/150 -- 2/W/D | 6 | ★ E1TZ 1130-B | 16 1/4" diameter—mag. type—medium blue | 4 |
| F100/150 -- 2/W/D | 6 | ★ E1TZ 1130-C | 16 1/4" diameter—mag. type—fawn | 4 |
| F150 -- 4/W/D | 3 | D7TZ 1130-B | 10 3/4" diameter—5 openings black ring in center—front wheels | 2 |
| F150 -- 4/W/D | 3 | D7TZ 1130-A | 10 3/4" diameter—5 openings black ring in center—rear wheels | 2 |
| F150 -- 4/W/D | 4 | D7TZ 1130-L | 7 1/8" diameter—black center ornament for styled wheels—front wheels | 2 |
| F150 -- 4/W/D | 4 | D7TZ 1130-K | 7 1/8" diameter—black w/red center ornament for styled wheels—rear wheels | 2 |
| F150 -- 4/W/D | 4 | E2TZ 1130-C | 7 1/8" diameter—chrome w/red center ornament for styled wheels—rear wheels | 2 |
| F150 -- 4/W/D | 4 | E2TZ 1130-D | 7 1/8" diameter—chrome w/red center ornament for styled wheels—front wheels | 2 |
| F150 -- 4/W/D | 7 | E2TZ 1130-A | 4 15/16" diameter—center ornament for cast aluminum wheels—rear wheels | 2 |
| F150 -- 4/W/D | 7 | E2TZ 1130-B | 4 15/16" diameter—center ornament for cast aluminum wheels—front wheels | 2 |



BUY IT NOW!

Click Here To Order

COPYRIGHT © 1994 —

FORD MOTOR
COMPANY

—DEARBORN, MICHIGAN

FINAL ISSUE



1980/89
LIGHT TRUCK

WHEEL COVER CHART

| MODEL/RESTRICTIONS | TYPE | PART NUMBER | DESCRIPTION | QTY. |
|--------------------|------|-------------|-------------|------|
|--------------------|------|-------------|-------------|------|

1986 APPLICATION CHART — Cont'd

| | | | | |
|------|--------------------------|--|--|--|
| 1130 | CAP OR COVER (WHEEL HUB) | | | |
|------|--------------------------|--|--|--|

F SERIES

| | | | | |
|--|---|-------------|---|----|
| F150 -- 4/W/D | 6 | D9TZ 1130-B | 16 1/4" diameter—mag. type— front wheels | 2 |
| F150 -- 4/W/D | 6 | E1TZ 1130-A | 16 1/4" diameter—mag. type—rear wheels | 2 |
| F100/350 -- 2/W/D | 2 | D6TZ 1130-A | 15 1/8" diameter—Ford crest in center—embossed "Ford" (Must use with basic 1210 trim ring for 16" wheels) | 4 |
| F250/350 -- 2/W/D | 5 | D8TZ 1130-C | 12 5/16" diameter—bright aluminum—black ring | 4 |
| F250/350 -- 2/W/D | 5 | D8TZ 1130-D | 12 5/16" diameter—matte finish—black ring | 4 |
| F250 -- 4x2 -- Semi Float Axle | 3 | E5TZ 1130-F | 12 1/8" x 3 1/8" diameter—aluminum—blk. ring -- front & rear wheels | 4 |
| F350 -- SR 4x2 -- Full Float Axle | 3 | E5TZ 1130-D | 12 1/8" x 4 1/2" diameter—aluminum—blk. ring -- rear | 2 |
| F350 -- SR 4x2 -- Full Float Axle | 3 | E5TZ 1130-F | 12 1/8" x 3 1/8" diameter—aluminum—blk. ring -- front wheels | 2 |
| F250 -- 4/W/D -- w/3800# front axle capacity, 3 1/4" diameter for basic 1K104 | 5 | E4TZ 1130-A | 12 5/16" diameter—bright aluminum—black ring—front wheels | 2 |
| | 5 | D8TZ 1130-C | 12 5/16" diameter—bright aluminum—black ring—rear wheels | 2 |
| F250 -- 4/W/D -- Full Float Axle | 3 | E5TZ 1130-D | 12 1/8" x 4 1/2" diameter—aluminum—blk. ring -- rear wheels | 2 |
| F250 -- 4/W/D -- Full & Semi Float Axle | 3 | E5TZ 1130-E | 12 1/8" x 3 1/8" diameter—aluminum—blk. ring -- front wheels | 2 |
| F250 -- 4/W/D -- Semi Float Axle | 3 | E5TZ 1130-F | 12 1/8" x 3 1/8" diameter—aluminum—blk. ring -- rear wheels | 2 |
| F250 -- 4/W/D -- w/4600# front axle capacity, 4 3/16" diameter for basic 1K104 | | 1130 | Front and rear wheels—not available | |
| F350 -- 4/W/D | | 1130 | Front and rear wheels—not available | |
| | | 388761-S47B | (UU-58-JJ) screw—black—ornament to wheel | 12 |
| | | 389465-S45 | (UU-58-K) screw—chrome—ornament to wheel | 12 |
| | | 1A100 | Anchor wheel ornament required refer to group 1A100 in Section 11 | |

R-RANGER

| | | | | |
|------------|----|-------------|---|---|
| R -- 2/W/D | 15 | E3TZ 1130-A | 2 1/2" diameter—use w/14 x 6 cast aluminum wheels | 4 |
| R -- 2/W/D | 9 | E3TZ 1130-H | 5 53/64" diameter—black—use w/14 x 5, 5.5 argent wheels | 4 |
| R -- 2/W/D | 4 | E3TZ 1130-C | 5 7/8" diameter—chrome—use w/14 x 5, 5.5 tu-tone wheels | 4 |
| R -- 2/W/D | 4 | E3TZ 1130-B | 5 7/8" diameter—black—use w/14 x 5, 5.5 tu-tone wheels | 4 |
| R -- 2/W/D | 4 | E3TZ 1130-D | 5 7/8" diameter—chrome—use w/14 x 6 styled steel wheels | 4 |
| R -- 2/W/D | 10 | E5TZ 1130-B | 7 1/8" diameter—bright aluminum black ring—red center | 4 |
| R -- 4/W/D | 6 | D9TZ 1130-B | 16 1/4" diameter—mag type— front wheels | 2 |
| R -- 4/W/D | 6 | E1TZ 1130-A | 16 1/4" diameter—mag type— rear wheels | 2 |
| R -- 4/W/D | 9 | E3TZ 1130-J | 2 29/32" diameter—use w/15 x 6 aluminum wheels— rear wheels | 2 |



BUY IT NOW!

Click Here To Order



WHEEL COVER CHART

| MODEL/RESTRICTIONS | TYPE | PART NUMBER | DESCRIPTION | QTY. |
|--------------------|------|-------------|-------------|------|
|--------------------|------|-------------|-------------|------|

1986 APPLICATION CHART — Cont'd

| 1130 CAP OR COVER (WHEEL HUB) | | | | |
|-------------------------------|----|--------------|---|------|
| R—RANGER | | | | |
| R -- 2/W/D or 4/W/D | 10 | E5TZ 1130-B | 7 1/8" diameter—bright aluminum—black ring—red center (use 2 on 4x4 and 4 on 4x2) | 2or4 |
| R -- 4/W/D | 9 | E3TZ 1130-E | 5 53/64" diameter—use w/15 x 5, 5.5 standard wheels—front wheels | 2 |
| R -- 4/W/D | 9 | E3TZ 1130-H | 5 53/64" diameter—use w/15 x 5, 5.5 standard wheels—rear wheels | 2 |
| R -- 4/W/D | 4 | E3TZ 1130-F | Black 5 7/8" diameter—use w/15 x 5, 5.5 tu-tone wheels—front wheels | 2 |
| R -- 4/W/D | 4 | E3TZ 1130-B | Black 5 7/8" diameter—use w/15 x 5, 5.5 tu-tone wheels—rear wheels | 2 |
| R -- 4/W/D | 4 | E3TZ 1130-G | Chrome 5 7/8" diameter—use w/15 x 6 styled steel wheels—front wheels | 2 |
| R -- 4/W/D | 4 | E3TZ 1130-D | Chrome 5 7/8" diameter—use w/15 x 6 styled steel wheels—rear wheels | 2 |
| R -- 4/W/D | 10 | E5TZ 1130-A | 7 1/8" diameter—bright aluminum black ring—frt. wheels | 2 |
| | | N802270-S49 | (AB-4H) screw—ornament to wheel—use w/E3TZ 1130-E,H | 12 |
| | | N802190-S53 | (AM-48H) nut—ornament to wheel use with 14 x 5, 5.5 and 14 x 6 cast aluminum wheels—use w/E3TZ 1130-B,C,E,F,H | 12 |
| | | N802215-S53 | (AM-48J) nut—ornament to wheel —use with 14 x 6—use w/E3TZ 1130-D,G,J | 12 |
| | | N802189-S53B | (AB-4G)—screw ornament to wheel —use w/E3TZ 1130-B,C,F (chrome) | 12 |
| | | N802214-S45 | (AB-4J)—screw ornament to wheel —use w/E3TZ 1130-D,G | 12 |
| | | N803680-S100 | (AU-9-U)—screw ornament to wheel —use w/E5TZ 1130-A | 12 |

1987 APPLICATION CHART

| 1130 CAP OR COVER (WHEEL HUB) | | | | |
|-------------------------------|----|---------------|--|---|
| A — AEROSTAR | | | | |
| A | 4 | E3TZ 1130-B | 5 7/8" diameter—blk use w/14 x 5, 5.5 | 4 |
| A | 10 | E5TZ 1130-B | 7 1/8" diameter—bright aluminum—black ring—red center | 4 |
| A | 12 | E69Z 1130-C | 15 1/4" diameter—stainless steel | 4 |
| A | 11 | ★ E69Z 1130-D | 5 7/8" diameter—use w/14 x 5.5 wheel | 4 |
| A | 8 | E69Z 1130-X | Use w/14 x 5.5 steel wheel | 4 |
| A | 8 | ★ E69Z 1130-B | Use w/14 x 5.5 aluminum wheel | 4 |
| B—BRONCO II | | | | |
| B | 9 | E3TZ 1130-J | 2 29/32" diameter—use w/15 x 6 aluminum wheels—rear wheels | 2 |
| B | 9 | E3TZ 1130-E | 5 53/64" diameter—use w/15 x 5, 5.5 standard wheels—front wheels | 2 |
| B | 9 | E3TZ 1130-H | 5 53/64" diameter—use w/15 x 5, 5.5 standard wheels—rear wheels | 2 |



BUY IT NOW!

Click Here To Order



1980/89
LIGHT TRUCK

WHEEL COVER CHART

| MODEL/RESTRICTIONS | TYPE | PART NUMBER | DESCRIPTION | QTY. |
|--------------------|------|-------------|-------------|------|
|--------------------|------|-------------|-------------|------|

1987 APPLICATION CHART — Cont'd

| | | | | |
|------|--------------------------|--|--|--|
| 1130 | CAP OR COVER (WHEEL HUB) | | | |
|------|--------------------------|--|--|--|

B-BRONCO II

| | | | | |
|---------------------|----|--------------|---|------|
| B | 4 | E3TZ 1130-F | Black 5 7/8" diameter—use w/15 x 5, 5.5 tu-tone wheels—front wheels | 2 |
| B | 4 | E3TZ 1130-B | Black 5 7/8" diameter—use w/15 x 5, 5.5 tu-tone wheels—rear wheels | 2 |
| B | 4 | E3TZ 1130-G | Chrome 5 7/8" diameter—use w/15 x 6 styled steel wheels—front wheels | 2 |
| B | 4 | E3TZ 1130-D | Chrome 5 7/8" diameter—use w/15 x 6 styled steel wheels—rear wheels | 2 |
| B | 10 | E5TZ 1130-A | 14 x 5" diameter—bright aluminum black ring—frt. wheels | 2 |
| B | 6 | E7TZ 1130-D | 16 1/4" diameter—mag. type—front | 2 |
| B | 6 | E7TZ 1130-E | 16 1/4" diameter—mag. type—rear | 2 |
| B -- 2/W/D or 4/W/D | 10 | E7TZ 1130-G | 3" diameter—use w/15 x 6 cast alum. whl. | 2or4 |
| | | N802270-S49 | (AB-4H) screw—ornament to wheel—use w/E3TZ 1130-E,H | 12 |
| | | N802190-S53 | (AM-48H) nut—ornament to wheel—use with 14 x 5, 5.5 and 14 x 6 cast aluminum wheels—use w/E3TZ 1130-B,C,E,F,H | 12 |
| | | N802215-S53 | (AM-48J) nut—ornament to wheel—use with 14 x 6 —use w/E3TZ 1130-D,G,J | 12 |
| | | N802189-S53B | (AB-4G)—screw ornament to wheel—use w/E3TZ 1130-B,C,F, | 12 |
| | | N802214-S45 | (AB-4J)—screw ornament to wheel—use w/E3TZ 1130-D,G | 12 |
| | | N803680-S100 | (AU-9-U)—screw ornament to wheel—use w/E5TZ 1130-A | 12 |

BRONCO

| | | | | |
|------|---|-------------|--|----|
| U150 | 3 | D7TZ 1130-B | 10 3/4" diameter—5 openings—black ring in center front wheels | 2 |
| U150 | 3 | D7TZ 1130-A | 10 3/4" diameter—5 openings—black ring in center rear wheels | 2 |
| U150 | 4 | D7TZ 1130-L | 7 1/8" diameter—black center ornament for styled wheels—front wheels | 2 |
| U150 | 4 | D7TZ 1130-K | 7 1/8" diameter—black w/red center ornament for styled wheels—rear wheels | 2 |
| U150 | 4 | E2TZ 1130-C | 7 1/8" diameter—chrome w/red center ornament for styled wheels—rear wheels | 2 |
| U150 | 4 | E2TZ 1130-D | 7 1/8" diameter—chrome center ornament for styled wheels—front wheels | 2 |
| U150 | 7 | E2TZ 1130-A | 4 15/16" diameter—center ornament for cast aluminum wheels—rear wheels | 2 |
| U150 | 7 | E2TZ 1130-B | 4 15/16" diameter—center ornament for cast aluminum wheels—front wheels | 2 |
| U150 | 6 | E7TZ 1130-D | 16 1/4" diameter—mag. type—front | 2 |
| U150 | 6 | E7TZ 1130-E | 16 1/4" diameter—mag. type—rear | 2 |
| | | 388761-S47B | (UU-58-JJ) screw—black—ornament to wheel | 12 |
| | | 389465-S45 | (UU-58-K) screw—chrome—ornament to wheel | 12 |
| | | 1A100 | Anchor wheel ornament required refer to group 1A100 in Section 11 | |



BUY IT NOW!

Click Here To Order



WHEEL COVER CHART

| MODEL/RESTRICTIONS | TYPE | PART NUMBER | DESCRIPTION | QTY. |
|--------------------|------|-------------|-------------|------|
|--------------------|------|-------------|-------------|------|

1987 APPLICATION CHART — Cont'd

| | | | | |
|------|--------------------------|--|--|--|
| 1130 | CAP OR COVER (WHEEL HUB) | | | |
|------|--------------------------|--|--|--|

E SERIES

| | | | | |
|-----------------------------|---|---------------------------------|---|----|
| E150 | 3 | D7TZ 1130-A | 10 3/4" diameter—5 openings—black ring in center | 4 |
| E150 | 4 | D7TZ 1130-K | 7 1/8" diameter—black w/red center ornament for styled wheels | 4 |
| E150 | 4 | E2TZ 1130-C | 7 1/8" diameter—chrome w/red center ornament for styled wheels | 4 |
| E150 | 7 | E2TZ 1130-A | 4 15/16" diameter—center ornament for cast aluminum wheels | 4 |
| E150 | 6 | E1TZ 1130-A | 16 1/4" diameter—mag. type—argent | 4 |
| E150 | 6 | ★ E1TZ 1130-B | 16 1/4" diameter—mag. type—medium blue | 4 |
| E150 | 6 | ★ E1TZ 1130-C | 16 1/4" diameter—mag. type—fawn | 4 |
| E150 | 2 | D6UZ 1130-A | 15 1/8" diameter—embossed "FORD"—Ford crest in center | 4 |
| E150 | 6 | E7TZ 1130-E | 16 1/4" diameter—mag. type | 4 |
| E250/350 | 6 | ★ E7TZ 1130-F r/bF0TZ 1130-C | 16" diameter—mag. type—argent center | 4 |
| E250/350 | 2 | D6UZ 1130-A | 15 1/8" diameter—embossed "FORD"—Ford crest in center (Must use with basic 1210 trim ring for 16 1/2" wheels) | 4 |
| E250/350 | 5 | D8TZ 1130-D | 12 5/16" diameter—matte finish—black ring | 4 |
| E250/350 | 5 | D8TZ 1130-C | 12 5/16" diameter—bright aluminum—black ring | 4 |
| E250/350 -- semi float axle | 3 | E5TZ 1130-F | 12 1/8" diameter—aluminum—blk.—ring | 4 |
| E250/350 -- full float axle | 3 | E5TZ 1130-D | 12 1/8" diameter—aluminum—blk.—ring | 4 |
| | | 388761-S47B | (UU-58-JJ)—screw—black—ornament to wheel | 12 |
| | | 389465-S45 | (UU-58-K) screw—chrome—ornament to wheel | 12 |
| | | 1A100 | Anchor wheel ornament required refer to group 1A100 in Section 11 | |

F SERIES

| | | | | |
|---------------|---|---------------|--|---|
| F150 -- 2/W/D | 3 | D7TZ 1130-A | 10 3/4" diameter—5 openings—black ring in center | 4 |
| F150 -- 2/W/D | 4 | D7TZ 1130-K | 7 1/8" diameter—black w/red center ornament for styled wheels | 4 |
| F150 -- 2/W/D | 4 | E2TZ 1130-C | 7 1/8" diameter—chrome w/red center ornament for styled wheels | 4 |
| F150 -- 2/W/D | 7 | E2TZ 1130-A | 4 15/16" diameter—center ornament for cast aluminum wheels | 4 |
| F150 -- 2/W/D | 6 | ★ E1TZ 1130-B | 16 1/4" diameter—mag. type—medium blue | 4 |
| F150 -- 2/W/D | 6 | ★ E1TZ 1130-C | 16 1/4" diameter—mag. type—fawn | 4 |
| F150 -- 2/W/D | 6 | E7TZ 1130-E | 16 1/4" diameter—mag. type | 4 |
| F150 -- 4/W/D | 3 | D7TZ 1130-B | 10 3/4" diameter—5 openings black ring in center—front wheels | 2 |
| F150 -- 4/W/D | 3 | D7TZ 1130-A | 10 3/4" diameter—5 openings black ring in center—rear wheels | 2 |
| F150 -- 4/W/D | 4 | D7TZ 1130-L | 7 1/8" diameter—black center ornament for styled wheels—front wheels | 2 |
| F150 -- 4/W/D | 4 | D7TZ 1130-K | 7 1/8" diameter—black w/red center ornament for styled wheels—rear wheels | 2 |
| F150 -- 4/W/D | 4 | E2TZ 1130-C | 7 1/8" diameter—chrome w/red center ornament for styled wheels—rear wheels | 2 |
| F150 -- 4/W/D | 4 | E2TZ 1130-D | 7 1/8" diameter—chrome center ornament for styled wheels—front wheels | 2 |



BUY IT NOW!

Click Here To Order

COPYRIGHT © 1994 —

FORD MOTOR
COMPANY

—DEARBORN, MICHIGAN

FINAL ISSUE



1980/89 LIGHT TRUCK

WHEEL COVER CHART

| MODEL/RESTRICTIONS | TYPE | PART NUMBER | DESCRIPTION | QTY. |
|--------------------|------|-------------|-------------|------|
|--------------------|------|-------------|-------------|------|

1987 APPLICATION CHART — Cont'd

| | | | | |
|------|--------------------------|--|--|--|
| 1130 | CAP OR COVER (WHEEL HUB) | | | |
|------|--------------------------|--|--|--|

F SERIES

| | | | | |
|---|---|---------------------------------|---|----|
| F150 -- 4/W/D | 7 | E2TZ 1130-A | 4 15/16" diameter-center ornament for cast aluminum wheels-rear wheels | 2 |
| F150 -- 4/W/D | 7 | E2TZ 1130-B | 4 15/16" diameter-center ornament for cast aluminum wheels-front wheels | 2 |
| F150 -- 4/W/D | 6 | E7TZ 1130-E | 16 1/4" diameter-mag. type-rear | 2 |
| F150 -- 4/W/D | 6 | E7TZ 1130-D | 16 1/4" diameter-mag. type-front | 2 |
| F150/350 -- 2/W/D | 2 | D6TZ 1130-A | 15 1/8" diameter-Ford crest in center-embossed "Ford" (Must use with basic 1210 trim ring for 16" wheels) | 4 |
| F250/350 -- 2/W/D | 6 | ★ E7TZ 1130-A r/bFOTZ 1130-B | 16" diameter-mag. type-argent-E6 axle/full float | 4 |
| F250/350 -- 2/W/D | 6 | ★ E7TZ 1130-F r/bFOTZ 1130-C | 16" diameter-mag. type-argent-semi float axle | 4 |
| F250/350 -- 2/W/D | 5 | D8TZ 1130-C | 12 5/16" diameter-bright aluminum-black ring | 4 |
| F250/350 -- 2/W/D | 5 | D8TZ 1130-D | 12 5/16" diameter-matte finish-black ring | 4 |
| F250 -- 4x2 - Semi Float Axle | 3 | E5TZ 1130-F | 12 1/8" x 3 1/8" diameter-aluminum-blk. ring - front & rear wheels | 4 |
| F350 -- SR 4x2 - Full Float Axle | 3 | E5TZ 1130-D | 12 1/8" x 4 1/2" diameter-aluminum-blk. ring - rear wheels | 2 |
| F350 -- SR 4x2 - Full Float Axle | 3 | E5TZ 1130-F | 12 1/8" x 3 1/8" diameter-aluminum-blk. ring - front wheels | 2 |
| F250 -- 4/W/D -- w/3800# front axle capacity, 3 1/4" diameter for basic 1K104 | 5 | E4TZ 1130-A | 12 5/16" diameter-bright aluminum-black ring-front wheels | 2 |
| | 5 | D8TZ 1130-C | 12 5/16" diameter-bright aluminum-black ring-rear wheels | 2 |
| F250 -- 4/W/D - Full Float Axle | 3 | E5TZ 1130-D | 12 1/8" x 4 1/2" diameter-aluminum-blk. ring - rear wheels | 2 |
| F250 -- 4/W/D - Full & Semi Float Axle | 3 | E5TZ 1130-E | 12 1/8" x 3 1/8" diameter-aluminum-blk. ring - front wheels | 2 |
| F250 -- 4/W/D - Semi Float Axle | 3 | E5TZ 1130-F | 12 1/8" x 3 1/8" diameter-aluminum-blk. ring - rear wheels | 2 |
| F250/350 -- 4/W/D #3800 front axle capacity | 6 | E7TZ 1130-B | 16" diameter-mag. type-argent-front wheels | 2 |
| F250/350 -- 4/W/D #4600 front axle capacity | 6 | ★ E7TZ 1130-C r/bFOTZ 1130-E | 16" diameter-mag. type-argent-front wheels | 2 |
| F250/350 -- 4/W/D | 6 | ★ E7TZ 1130-A r/bFOTZ 1130-B | 16" diameter-mag. type-argent-rear wheels-E6 axle/full float | 2 |
| F250/350 -- 4/W/D | 6 | ★ E7TZ 1130-F r/bFOTZ 1130-C | 16" diameter-mag. type-argent-rear-semi float axle | 2 |
| | | 388761-S47B | (UU-58-JJ) screw-black-ornament to wheel | 12 |
| | | 389465-S45 | (UU-58-K) screw-chrome-ornament to wheel | 12 |
| | | 1A100 | Anchor wheel ornament required refer to group 1A100 in Section 11 | |

R-RANGER

| | | | | |
|------------|----|-------------|---|---|
| R -- 2/W/D | 15 | E3TZ 1130-A | 2 1/2" diameter-use w/14 x 6 cast aluminum wheels | 4 |
| R -- 2/W/D | 9 | E3TZ 1130-H | 5 53/64" diameter-black-use w/14 x 5, 5.5 argent wheels | 4 |
| R -- 2/W/D | 4 | E3TZ 1130-C | 5 7/8" diameter-chrome-use w/14 x 5, 5.5 tu-tone wheels | 4 |



BUY IT NOW!

Click Here To Order



WHEEL COVER CHART

| MODEL/RESTRICTIONS | TYPE | PART NUMBER | DESCRIPTION | QTY. |
|--------------------|------|-------------|-------------|------|
|--------------------|------|-------------|-------------|------|

1987 APPLICATION CHART — Cont'd

| | | | | |
|------|--------------------------|--|--|--|
| 1130 | CAP OR COVER (WHEEL HUB) | | | |
|------|--------------------------|--|--|--|

R—RANGER

| | | | | |
|---------------------|----|--------------|---|------|
| R -- 2/W/D | 4 | E3TZ 1130-B | 5 7/8" diameter—black—use w/14 x 5, 5.5 tu-tone wheels | 4 |
| R -- 2/W/D | 4 | E3TZ 1130-D | 5 7/8" diameter—chrome—use w/14 x 6 styled steel wheels | 4 |
| R -- 2/W/D | 6 | E7TZ 1130-E | 16 1/4" diameter—mag. type | 4 |
| R -- 2/W/D or 4/W/D | 10 | E5TZ 1130-B | 7 1/8" diameter—bright aluminum—black ring—red center (use 2 on 4x4 and 4 on 4x2) | 2or4 |
| R -- 2/W/D or 4/W/D | 10 | E7TZ 1130-G | 3" diameter—use w/15 x 6 cast alum. whl's | 2or4 |
| R -- 4/W/D | 9 | E3TZ 1130-J | 2 29/32" diameter—use w/15 x 6 aluminum wheels—rear wheels | 2 |
| R -- 4/W/D | 9 | E3TZ 1130-E | 5 53/64" diameter—use w/15 x 5, 5.5 standard wheels—front wheels | 2 |
| R -- 4/W/D | 9 | E3TZ 1130-H | 5 53/64" diameter—use w/15 x 5, 5.5 standard wheels—rear wheels | 2 |
| R -- 4/W/D | 4 | E3TZ 1130-F | Black 5 7/8" diameter—use w/15 x 5, 5.5 tu-tone wheels—front wheels | 2 |
| R -- 4/W/D | 4 | E3TZ 1130-B | Black 5 7/8" diameter—use w/15 x 5, 5.5 tu-tone wheels—rear wheels | 2 |
| R -- 4/W/D | 4 | E3TZ 1130-G | Chrome 5 7/8" diameter—use w/15 x 6 styled steel wheels—front wheels | 2 |
| R -- 4/W/D | 4 | E3TZ 1130-D | Chrome 5 7/8" diameter—use w/15 x 6 styled steel wheels—rear wheels | 2 |
| R -- 4/W/D | 10 | E5TZ 1130-A | 7 1/8" diameter—bright aluminum black ring—frt. wheels | 2 |
| R -- 4/W/D | 6 | E7TZ 1130-D | 15" diameter—mag. type—front | 2 |
| R -- 4/W/D | 6 | E7TZ 1130-E | 15" diameter—mag. type—rear | 2 |
| | | N802270-S49 | (AB-4H) screw—ornament to wheel—use w/E3TZ 1130-E,H | 12 |
| | | N802190-S53 | (AM-48H) nut—ornament to wheel use with 14 x 5, 5.5 and 14 x 6 cast aluminum wheels—use w/E3TZ 1130-B,C,E,F,H | 12 |
| | | N802215-S53 | (AM-48J) nut—ornament to wheel—use with 14 x 6—use w/E3TZ 1130-D,G,J | 12 |
| | | N802189-S53B | (AB-4G)—screw ornament to wheel—use w/E3TZ 1130-B,C,F | 12 |
| | | N802214-S45 | (AB-4J)—screw ornament to wheel—use w/E3TZ 1130-D,G | 12 |
| | | N803680-S100 | (AU-9-U)—screw ornament to wheel—use w/E5TZ 1130-A | 12 |

1988 APPLICATION CHART

| | | | | |
|------|--------------------------|--|--|--|
| 1130 | CAP OR COVER (WHEEL HUB) | | | |
|------|--------------------------|--|--|--|

A — AEROSTAR

| | | | | |
|---|----|-------------|---|---|
| A | 4 | E3TZ 1130-C | 5 7/8" diameter—chrome use w/14 x 5, 5.5 wheel | 4 |
| A | 4 | E3TZ 1130-B | 5 7/8" diameter—blk use w/14 x 5, 5.5 wheel | 4 |
| A | 10 | E5TZ 1130-B | 7 1/8" diameter—bright aluminum—black ring—red center | 4 |
| A | 12 | E69Z 1130-C | 15 1/4" diameter—stainless steel | 4 |



BUY IT NOW!

Click Here To Order

COPYRIGHT © 1994 —

FORD MOTOR
COMPANY

—DEARBORN, MICHIGAN

FINAL ISSUE



1980/89
LIGHT TRUCK

WHEEL COVER CHART

| MODEL/RESTRICTIONS | TYPE | PART NUMBER | DESCRIPTION | QTY. |
|--------------------|------|-------------|-------------|------|
|--------------------|------|-------------|-------------|------|

1988 APPLICATION CHART — Cont'd

| | | | | |
|------|--------------------------|--|--|--|
| 1130 | CAP OR COVER (WHEEL HUB) | | | |
|------|--------------------------|--|--|--|

A — AEROSTAR

| | | | | |
|---|----|---------------|---|----|
| A | 11 | ★ E69Z 1130-D | 5 7/8" diameter—use w/14 x 5.5 or 6 wheel | 4 |
| A | 8 | E69Z 1130-X | Use w/14 x 5.5 steel wheel | 4 |
| A | 8 | ★ E69Z 1130-B | Use w/14 x 5.5 aluminum wheel | 4 |
| A | 15 | E99Z 1130-A | Use w/14 x 6 aluminum wheel—E99Z 1007-B | 4 |
| | | N805274-S | (AM-21-EA)—sleeve use w/aluminum deep dish wheels (nylon) | AR |

B—BRONCO II

| | | | | |
|---------------------|----|--------------|---|------|
| B | 9 | E3TZ 1130-J | 2 29/32" diameter—use w/15 x 6 aluminum wheels—rear wheels | 2 |
| B | 9 | E3TZ 1130-E | 5 53/64" diameter—use w/15 x 5, 5.5 standard wheels—front wheels | 2 |
| B | 9 | E3TZ 1130-H | 5 53/64" diameter—use w/15 x 5, 5.5 standard wheels—rear wheels | 2 |
| B | 4 | E3TZ 1130-F | Black 5 7/8" diameter—use w/15 x 5, 5.5 tu-tone wheels—front wheels | 2 |
| B | 4 | E3TZ 1130-B | Black 5 7/8" diameter—use w/15 x 5, 5.5 tu-tone wheels—rear wheels | 2 |
| B | 4 | E3TZ 1130-G | Chrome 5 7/8" diameter—use w/15 x 6 or w/15 x 7 styled steel wheels—front wheels | 2 |
| B | 4 | E3TZ 1130-D | Chrome 5 7/8" diameter—use w/15 x 6 or 15 x 7 styled steel wheels—rear wheels | 2 |
| B | 10 | E5TZ 1130-A | 14 x 5" diameter—bright aluminum black ring—frt. wheels | 2 |
| B | 6 | E7TZ 1130-D | 16 1/4" diameter—mag. type—front wheels | 2 |
| B | 6 | E7TZ 1130-E | 16 1/4" diameter—mag. type—rear wheels | 2 |
| B -- 2/W/D or 4/W/D | 10 | E7TZ 1130-G | 3" diameter—use w/15 x 6 cast alum. whl. | 2or4 |
| | | N802270-S49 | (AB-4H) screw—ornament to wheel—use w/E3TZ 1130-E,H | 12 |
| | | N802190-S53 | (AM-48H) nut—ornament to wheel—use with 14 x 5, 5.5 and 14 x 6 cast aluminum wheels—use w/E3TZ 1130-B,C,E,F,H | 12 |
| | | N802215-S53 | (AM-48J) nut—ornament to wheel—use with 14 x 6 —use w/E3TZ 1130-D,G,J | 12 |
| | | N802189-S53B | (AB-4G)—screw ornament to wheel—use w/E3TZ 1130-B,C,F, | 12 |
| | | N802214-S45 | (AB-4J)—screw ornament to wheel—use w/E3TZ 1130-D,G | 12 |
| | | N803680-S100 | (AU-9-U)—screw ornament to wheel—use w/E5TZ 1130-A | 12 |
| | | N805274-S | (AM-21-EA)—sleeve use w/aluminum deep dish wheels (nylon) | AR |

BRONCO

| | | | | |
|------|---|-------------|--|---|
| U150 | 3 | D7TZ 1130-B | 10 3/4" diameter—5 openings—black ring in center front wheels | 2 |
| U150 | 3 | D7TZ 1130-A | 10 3/4" diameter—5 openings—black ring in center rear wheels | 2 |
| U150 | 4 | D7TZ 1130-L | 7 1/8" diameter—black center ornament for styled wheels—front wheels | 2 |



BUY IT NOW!

Click Here To Order



WHEEL COVER CHART

| MODEL/RESTRICTIONS | TYPE | PART NUMBER | DESCRIPTION | QTY. |
|--------------------|------|-------------|-------------|------|
|--------------------|------|-------------|-------------|------|

1988 APPLICATION CHART — Cont'd

| | | | | |
|------|--------------------------|--|--|--|
| 1130 | CAP OR COVER (WHEEL HUB) | | | |
|------|--------------------------|--|--|--|

BRONCO

| | | | | |
|------|---|-------------|--|----|
| U150 | 4 | D7TZ 1130-K | 7 1/8" diameter—black w/red center ornament for styled wheels—rear wheels | 2 |
| U150 | 4 | E2TZ 1130-C | 7 1/8" diameter—chrome w/red center ornament for styled wheels—rear wheels | 2 |
| U150 | 4 | E2TZ 1130-D | 7 1/8" diameter—chrome center ornament for styled wheels—front wheels | 2 |
| U150 | 7 | E2TZ 1130-A | 4 15/16" diameter—center ornament for cast aluminum wheels—rear wheels | 2 |
| U150 | 7 | E2TZ 1130-B | 4 15/16" diameter—center ornament for cast aluminum wheels—front wheels | 2 |
| U150 | 6 | E7TZ 1130-D | 16 1/4" diameter—mag. type—front wheels | 2 |
| U150 | 6 | E7TZ 1130-E | 16 1/4" diameter—mag. type—rear wheels | 2 |
| | | 388761-S47B | (UU-58-JJ) screw—black—ornament to wheel | 12 |
| | | 389465-S45 | (UU-58-K) screw—chrome—ornament to wheel | 12 |
| | | 1A100 | Anchor wheel ornament required refer to group 1A100 in Section 11 | |

E SERIES

| | | | | |
|-----------------------------|---|----------------------------------|---|----|
| E150 | 3 | D7TZ 1130-A | 10 3/4" diameter—5 openings—black ring in center | 4 |
| E150 | 4 | D7TZ 1130-K | 7 1/8" diameter—black w/red center ornament for styled wheels | 4 |
| E150 | 4 | E2TZ 1130-C | 7 1/8" diameter—chrome w/red center ornament for styled wheels | 4 |
| E150 | 7 | E2TZ 1130-A | 4 15/16" diameter—center ornament for cast aluminum wheels | 4 |
| E150 | 2 | D6UZ 1130-A | 15 1/8" diameter—embossed "FORD"—Ford crest in center | 4 |
| E150 | 6 | E7TZ 1130-E | 15" diameter—mag. type | 4 |
| E250/350 | 6 | ★ E7TZ 1130-F r/b F0TZ 1130-C | 16" diameter—mag. type—argent | 4 |
| E250/350 | 2 | D6UZ 1130-A | 15 1/8" diameter—embossed "FORD"—Ford crest in center (Must use with basic 1210 trim ring for 16 1/2" wheels) | 4 |
| E250/350 | 5 | D8TZ 1130-D | 12 5/16" diameter—matte finish—black ring | 4 |
| E250/350 | 5 | D8TZ 1130-C | 12 5/16" diameter—bright aluminum—black ring | 4 |
| E250/350 -- semi float axle | 3 | E5TZ 1130-F | 12 1/8" diameter—aluminum—blk.—ring | 4 |
| E250/350 -- full float axle | 3 | E5TZ 1130-D | 12 1/8" diameter—aluminum—blk.—ring | 4 |
| | | 388761-S47B | (UU-58-JJ)—screw—black—ornament to wheel | 12 |
| | | 389465-S45 | (UU-58-K) screw—chrome—ornament to wheel | 12 |
| | | 1A100 | Anchor wheel ornament required refer to group 1A100 in Section 11 | |

F SERIES

| | | | | |
|---------------|---|-------------|--|---|
| F150 -- 2/W/D | 3 | D7TZ 1130-A | 10 3/4" diameter—5 openings—black ring in center | 4 |
| F150 -- 2/W/D | 4 | D7TZ 1130-K | 7 1/8" diameter—black w/red center ornament for styled wheels | 4 |
| F150 -- 2/W/D | 4 | E2TZ 1130-C | 7 1/8" diameter—chrome w/red center ornament for styled wheels | 4 |
| F150 -- 2/W/D | 7 | E2TZ 1130-A | 4 15/16" diameter—center ornament for cast aluminum wheels | 4 |



BUY IT NOW!

Click Here To Order



1980/89
LIGHT TRUCK

WHEEL COVER CHART

| MODEL/RESTRICTIONS | TYPE | PART NUMBER | DESCRIPTION | QTY. |
|--------------------|------|-------------|-------------|------|
|--------------------|------|-------------|-------------|------|

1988 APPLICATION CHART — Cont'd

| | | | | |
|------|--------------------------|--|--|--|
| 1130 | CAP OR COVER (WHEEL HUB) | | | |
|------|--------------------------|--|--|--|

F SERIES

| | | | | |
|---|---|---------------------------------|---|---|
| F150 -- 2/W/D | 6 | E7TZ 1130-E | 16 1/4" diameter—mag. type | 4 |
| F150 -- 4/W/D | 3 | D7TZ 1130-B | 10 3/4" diameter—5 openings black ring in center—front wheels | 2 |
| F150 -- 4/W/D | 3 | D7TZ 1130-A | 10 3/4" diameter—5 openings black ring in center—rear wheels | 2 |
| F150 -- 4/W/D | 4 | D7TZ 1130-L | 7 1/8" diameter—black center ornament for styled wheels—front wheels | 2 |
| F150 -- 4/W/D | 4 | D7TZ 1130-K | 7 1/8" diameter—black w/red center ornament for styled wheels—rear wheels | 2 |
| F150 -- 4/W/D | 4 | E2TZ 1130-C | 7 1/8" diameter—chrome w/red center ornament for styled wheels—rear wheels | 2 |
| F150 -- 4/W/D | 4 | E2TZ 1130-D | 7 1/8" diameter—chrome center ornament for styled wheels—front wheels | 2 |
| F150 -- 4/W/D | 7 | E2TZ 1130-A | 4 15/16" diameter—center ornament for cast aluminum wheels—rear wheels | 2 |
| F150 -- 4/W/D | 7 | E2TZ 1130-B | 4 15/16" diameter—center ornament for cast aluminum wheels—front wheels | 2 |
| F150 -- 4/W/D | 6 | E7TZ 1130-E | 16 1/4" diameter—mag. type—rear | 2 |
| F150 -- 4/W/D | 6 | E7TZ 1130-D | 16 1/4" diameter—mag. type—front | 2 |
| F150/350 -- 2/W/D | 2 | D6TZ 1130-A | 15 1/8" diameter—Ford crest in center—embossed "Ford" (Must use with basic 1210 trim ring for 16" wheels) | 4 |
| F250/350 -- 2/W/D | 6 | ★ E7TZ 1130-A r/bFOTZ 1130-B | 16" diameter—mag. type—argent—E6 axle/full float | 4 |
| F250/350 -- 2/W/D | 6 | ★ E7TZ 1130-F r/bFOTZ 1130-C | 16" diameter—mag. type—argent—semi float axle | 4 |
| F250/350 -- 2/W/D | 5 | D8TZ 1130-C | 12 5/16" diameter—bright aluminum—black ring | 4 |
| F250/350 -- 2/W/D | 5 | D8TZ 1130-D | 12 5/16" diameter—matte finish—black ring | 4 |
| F250 -- 4x2 -- Semi Float Axle | 3 | E5TZ 1130-F | 12 1/8" x 3 1/8" diameter—aluminum—blk. ring -- front & rear wheels | 4 |
| F350 -- SR 4x2 -- Full Float Axle | 3 | E5TZ 1130-D | 12 1/8" x 4 1/2" diameter—aluminum—blk. ring -- rear wheels | 2 |
| F350 -- SR 4x2 -- Full Float Axle | 3 | E5TZ 1130-F | 12 1/8" x 3 1/8" diameter—aluminum—blk. ring -- front wheels | 2 |
| F250 -- 4/W/D -- w/3800# front axle capacity, 3 1/4" diameter for basic 1K104 | 5 | E4TZ 1130-A | 12 5/16" diameter—bright aluminum—black ring—front wheels | 2 |
| | 5 | D8TZ 1130-C | 12 5/16" diameter—bright aluminum—black ring—rear wheels | 2 |
| F250 -- 4/W/D -- Full Float Axle | 3 | E5TZ 1130-D | 12 1/8" x 4 1/2" diameter—aluminum—blk. ring -- rear wheels | 2 |
| F250 -- 4/W/D -- Full & Semi Float Axle | 3 | E5TZ 1130-E | 12 1/8" x 3 1/8" diameter—aluminum—blk. ring -- front wheels | 2 |
| F250 -- 4/W/D -- Semi Float Axle | 3 | E5TZ 1130-F | 12 1/8" x 3 1/8" diameter—aluminum—blk. ring -- rear wheels | 2 |
| F250/350 -- 4/W/D #3800 front axle capacity | 6 | E7TZ 1130-B | 16" diameter—mag. type—argent—front wheels | 2 |
| F250/350 -- 4/W/D #4600 front axle capacity | 6 | ★ E7TZ 1130-C r/bFOTZ 1130-E | 16" diameter—mag. type—argent—front wheels | 2 |
| F250/350 -- 4/W/D | 6 | ★ E7TZ 1130-A r/bFOTZ 1130-B | 16" diameter—mag. type—argent—rear wheels—E6 axle/full float | 2 |



BUY IT NOW!

Click Here To Order



WHEEL COVER CHART

| MODEL/RESTRICTIONS | TYPE | PART NUMBER | DESCRIPTION | QTY. |
|--------------------|------|-------------|-------------|------|
|--------------------|------|-------------|-------------|------|

1988 APPLICATION CHART — Cont'd

| | | | | |
|------|--------------------------|--|--|--|
| 1130 | CAP OR COVER (WHEEL HUB) | | | |
|------|--------------------------|--|--|--|

F SERIES

| | | | | |
|-------------------|---|---------------------------------|--|----|
| F250/350 -- 4/W/D | 6 | ★ E7TZ 1130-F r/bFOTZ 1130-C | 16" diameter—mag. type—argnt—rear wheels— semi float axle | 2 |
| | | 388761-S47B | (UU-58-JJ) screw—black—ornament to wheel | 12 |
| | | 389465-S45 | (UU-58-K) screw—chrome—ornament to wheel | 12 |
| | | 1A100 | Anchor wheel ornament required refer to group 1A100 in Section 11 | |

R-RANGER

| | | | | |
|---------------------|----|--------------|---|------|
| R -- 2/W/D | 15 | E3TZ 1130-A | 2 1/2" diameter—use w/14 x 6 cast aluminum wheels | 4 |
| R -- 2/W/D | 9 | E3TZ 1130-H | 5 53/64" diameter—black—use w/14 x 5, 5.5 argnt wheels | 4 |
| R -- 2/W/D | 4 | E3TZ 1130-C | 5 7/8" diameter—chrome—use w/14 x 5, 5.5 tu—tone wheels | 4 |
| R -- 2/W/D | 4 | E3TZ 1130-B | 5 7/8" diameter—black—use w/14 x 5, 5.5 tu—tone wheels | 4 |
| R -- 2/W/D | 4 | E3TZ 1130-D | 5 7/8" diameter—chrome—use w/14 x 6 styled steel wheels | 4 |
| R -- 2/W/D or 4/W/D | 10 | E5TZ 1130-B | 7 1/8" diameter—bright aluminum—black ring—red center (use 2 on 4x4 and 4 on 4x2) | 2or4 |
| R -- 2/W/D | 6 | E7TZ 1130-E | 16 1/4" diameter—mag. type | 4 |
| R -- 2/W/D or 4/W/D | 10 | E7TZ 1130-G | 3" diameter—use w/15 x 6 cast alum. whi's | 2or4 |
| R -- 4/W/D | 9 | E3TZ 1130-J | 2 29/32" diameter—use w/15 x 6 aluminum wheels— rear wheels | 2 |
| R -- 4/W/D | 9 | E3TZ 1130-E | 5 53/64" diameter—use w/15 x 5, 5.5 standard wheels—front wheels | 2 |
| R -- 4/W/D | 9 | E3TZ 1130-H | 5 53/64" diameter—use w/15 x 5, 5.5 standard wheels—rear wheels | 2 |
| R -- 4/W/D | 4 | E3TZ 1130-F | Black 5 7/8" diameter—use w/15 x 5, 5.5 tu—tone wheels—front wheels | 2 |
| R -- 4/W/D | 4 | E3TZ 1130-B | Black 5 7/8" diameter—use w/15 x 5, 5.5 tu—tone wheels—rear wheels | 2 |
| R -- 4/W/D | 4 | E3TZ 1130-G | Chrome 5 7/8" diameter—use w/15 x 6 or w/15 x 7 styled steel wheels—front wheels | 2 |
| R -- 4/W/D | 4 | E3TZ 1130-D | Chrome 5 7/8" diameter—use w/15 x 6 or 15 x 7 styled steel wheels—rear wheels | 2 |
| R -- 4/W/D | 10 | E5TZ 1130-A | 7 1/8" diameter—bright aluminum black ring—frt. wheels | 2 |
| R -- 4/W/D | 6 | E7TZ 1130-D | 16 1/4" diameter—mag. type—front | 2 |
| R -- 4/W/D | 6 | E7TZ 1130-E | 16 1/4" diameter—mag. type—rear | 2 |
| | | N802270-S49 | (AB-4H) screw—ornament to wheel—use w/E3TZ 1130-E,H | 12 |
| | | N802190-S53 | (AM-48H) nut—ornament to wheel use with 14 x 5, 5.5 and 14 x 6 cast aluminum wheels—use w/E3TZ 1130-B,C,E,F,H | 12 |
| | | N802215-S53 | (AM-48J) nut—ornament to wheel —use with 14 x 6—use w/E3TZ 1130-D,G,J | 12 |
| | | N802189-S53B | (AB-4G)—screw ornament to wheel —use w/E3TZ 1130-B,C,F | 12 |
| | | N802214-S45 | (AB-4J)—screw ornament to wheel —use w/E3TZ 1130-D,G | 12 |
| | | N803680-S100 | (AU-9-U)—screw ornament to wheel —use w/E5TZ 1130-A | 12 |
| | | N805274-S | (AM-21-EA) nut—sleeve use w/alum. deep dish wheels (nylon) | AR |



BUY IT NOW!

Click Here To Order



1980/89
LIGHT TRUCK

WHEEL COVER CHART

| MODEL/RESTRICTIONS | TYPE | PART NUMBER | DESCRIPTION | QTY. |
|--------------------|------|-------------|-------------|------|
|--------------------|------|-------------|-------------|------|

1989 APPLICATION CHART

| | | | | |
|------|--------------------------|--|--|--|
| 1130 | CAP OR COVER (WHEEL HUB) | | | |
|------|--------------------------|--|--|--|

A - AEROSTAR

| | | | | |
|---|----|---------------|---|----|
| A | 4 | E3TZ 1130-B | 5 7/8" diameter-blk use w/14 x 5, 5.5 | 4 |
| A | 10 | E5TZ 1130-B | 7 1/8" diameter-bright aluminum-black ring-red center | 4 |
| A | 12 | E69Z 1130-C | 15 1/4" diameter-stainless steel | 4 |
| A | 8 | E69Z 1130-X | Use w/14 x 5.5 steel wheel | 4 |
| A | 8 | ★ E69Z 1130-B | Use w/14 x 5.5 aluminum wheel | 4 |
| A | 14 | E89Z 1130-D | Use w/14 x 5.5 steel wheel | 4 |
| A | 13 | E99Z 1130-A | 8" diameter - Eddie Bauer-use w/E99Z 1007-B wheel | 4 |
| | | N805274-S | (AM-21-EA)-sleeve use w/alum. deep dish wheels-nylon sleeve | AR |

B-BRONCO II

| | | | | |
|---------------------|----|--------------|---|------|
| B | 9 | E3TZ 1130-J | 2 29/32" diameter-use w/15 x 6 aluminum wheels-rear wheels | 2 |
| B | 9 | E3TZ 1130-E | 5 53/64" diameter-use w/15 x 5, 5.5 standard wheels-front wheels | 2 |
| B | 9 | E3TZ 1130-H | 5 53/64" diameter-use w/15 x 5, 5.5 standard wheels-rear wheels | 2 |
| B | 4 | E3TZ 1130-F | Black 5 7/8" diameter-use w/15 x 5, 5.5 tu-tone wheels-front wheels | 2 |
| B | 4 | E3TZ 1130-B | Black 5 7/8" diameter-use w/15 x 5, 5.5 tu-tone wheels-rear wheels | 2 |
| B | 4 | E3TZ 1130-G | Chrome 5 7/8" diameter-use w/15 x 6 or w/15 x 7 styled steel wheels-front wheels | 2 |
| B | 4 | E3TZ 1130-D | Chrome 5 7/8" diameter-use w/15 x 6 or 15 x 7 styled steel wheels-rear wheels | 2 |
| B | 10 | E5TZ 1130-A | 14 x 5" diameter-bright aluminum black ring-frt. wheels | 2 |
| B | 6 | E7TZ 1130-D | 16 1/4" diameter-mag. type-front wheels | 2 |
| B | 6 | E7TZ 1130-E | 16 1/4" diameter-mag. type-rear wheels | 2 |
| B -- 2/W/D or 4/W/D | 10 | E7TZ 1130-G | 3" diameter-use w/15 x 6 cast alum. whl. | 2or4 |
| | | N802270-S49 | (AB-4H) screw-ornament to wheel-use w/E3TZ 1130-E,H | 12 |
| | | N802190-S53 | (AM-48H) nut-ornament to wheel-use with 14 x 5, 5.5 and 14 x 6 cast aluminum wheels-use w/E3TZ 1130-B,C,E,F,H | 12 |
| | | N802215-S53 | (AM-48J) nut-ornament to wheel-use with 14 x 6 -use w/E3TZ 1130-D,G,J | 12 |
| | | N802189-S53B | (AB-4G)-screw ornament to wheel-use w/E3TZ 1130-B,C,F, | 12 |
| | | N802214-S45 | (AB-4J)-screw ornament to wheel-use w/E3TZ 1130-D,G | 12 |
| | | N803680-S100 | (AU-9-U)-screw ornament to wheel-use w/E5TZ 1130-A | 12 |
| | | N805274-S | (AM-21-EA)-sleeve use w/alum. deep dish wheels-nylon sleeve | AR |

BRONCO

| | | | | |
|------|---|-------------|---|---|
| U150 | 3 | D7TZ 1130-B | 10 3/4" diameter-5 openings-black ring in center front wheels | 2 |
| U150 | 3 | D7TZ 1130-A | 10 3/4" diameter-5 openings-black ring in center rear wheels | 2 |

100% SATISFACTION GUARANTEED

BUY IT NOW!

Click Here To Order

PayPal American Express Discover MasterCard VISA

WHEEL COVER CHART

| MODEL/RESTRICTIONS | TYPE | PART NUMBER | DESCRIPTION | QTY. |
|--------------------|------|-------------|-------------|------|
|--------------------|------|-------------|-------------|------|

1989 APPLICATION CHART — Cont'd

| | | | | |
|------|---------------------------------|--|--|--|
| 1130 | CAP OR COVER (WHEEL HUB) | | | |
|------|---------------------------------|--|--|--|

BRONCO

| | | | | |
|------|---|-------------|--|----|
| U150 | 4 | D7TZ 1130-L | 7 1/8" diameter—black center ornament for styled wheels—front wheels | 2 |
| U150 | 4 | D7TZ 1130-K | 7 1/8" diameter—black w/red center ornament for styled wheels—rear wheels | 2 |
| U150 | 4 | E2TZ 1130-C | 7 1/8" diameter—chrome w/red center ornament for styled wheels—rear wheels | 2 |
| U150 | 4 | E2TZ 1130-D | 7 1/8" diameter—chrome center ornament for styled wheels—front wheels | 2 |
| U150 | 7 | E2TZ 1130-A | 4 15/16" diameter—center ornament for cast aluminum wheels—rear wheels | 2 |
| U150 | 7 | E2TZ 1130-B | 4 15/16" diameter—center ornament for cast aluminum wheels—front wheels | 2 |
| U150 | 6 | E7TZ 1130-D | 16 1/4" diameter—mag. type—front wheels | 2 |
| U150 | 6 | E7TZ 1130-E | 16 1/4" diameter—mag. type—rear wheels | 2 |
| | | 388761-S47B | (UU-58-JJ) screw—black—ornament to wheel | 12 |
| | | 389465-S45 | (UU-58-K) screw—chrome—ornament to wheel | 12 |
| | | 1A100 | Anchor wheel ornament required refer to group 1A100 in Section 11 | |

E SERIES

| | | | | |
|-----------------------------|---|----------------------------------|---|----|
| E150 | 3 | D7TZ 1130-A | 10 3/4" diameter—5 openings—black ring in center | 4 |
| E150 | 4 | D7TZ 1130-K | 7 1/8" diameter—black w/red center ornament for styled wheels | 4 |
| E150 | 4 | E2TZ 1130-C | 7 1/8" diameter—chrome w/red center ornament for styled wheels | 4 |
| E150 | 7 | E2TZ 1130-A | 4 15/16" diameter—center ornament for cast aluminum wheels | 4 |
| E150 | 2 | D6UZ 1130-A | 15 1/8" diameter—embossed "FORD"—Ford crest in center | 4 |
| E150 | 6 | E7TZ 1130-E | 15" diameter—mag. type | 4 |
| E250/350 | 6 | ★ E7TZ 1130-F r/b F0TZ 1130-C | 16" diameter—mag. type—argent | 4 |
| E250/350 | 2 | D6UZ 1130-A | 15 1/8" diameter—embossed "FORD"—Ford crest in center (Must use with basic 1210 trim ring for 16 1/2" wheels) | 4 |
| E250/350 | 5 | D8TZ 1130-D | 12 5/16" diameter—matte finish—black ring | 4 |
| E250/350 | 5 | D8TZ 1130-C | 12 5/16" diameter—bright aluminum—black ring | 4 |
| E250/350 -- semi float axle | 3 | E5TZ 1130-F | 12 1/8" diameter—aluminum—blk.—ring | 4 |
| E250/350 -- full float axle | 3 | E5TZ 1130-D | 12 1/8" diameter—aluminum—blk.—ring | 4 |
| | | 388761-S47B | (UU-58-JJ) screw—black—ornament to wheel | 12 |
| | | 389465-S45 | (UU-58-K) screw—chrome—ornament to wheel | 12 |
| | | 1A100 | Anchor wheel ornament required refer to group 1A100 in Section 11 | |

F SERIES

| | | | | |
|---------------|---|-------------|--|---|
| F150 -- 2/W/D | 3 | D7TZ 1130-A | 10 3/4" diameter—5 openings—black ring in center | 4 |
| F150 -- 2/W/D | 4 | D7TZ 1130-K | 7 1/8" diameter—black w/red center ornament for styled wheels | 4 |
| F150 -- 2/W/D | 4 | E2TZ 1130-C | 7 1/8" diameter—chrome w/red center ornament for styled wheels | 4 |



BUY IT NOW!

Click Here To Order



**1980/89
LIGHT TRUCK**

WHEEL COVER CHART

| MODEL/RESTRICTIONS | TYPE | PART NUMBER | DESCRIPTION | QTY. |
|--------------------|------|-------------|-------------|------|
|--------------------|------|-------------|-------------|------|

1989 APPLICATION CHART — Cont'd

| 1130 | CAP OR COVER (WHEEL HUB) |
|------|--------------------------|
|------|--------------------------|

F SERIES

| | | | | |
|---|---|---------------------------------|---|---|
| F150 -- 2/W/D | 7 | E2TZ 1130-A | 4 15/16" diameter—center ornament for cast aluminum wheels | 4 |
| F150 -- 2/W/D | 6 | E7TZ 1130-E | 16 1/4" diameter—mag. type | 4 |
| F150 -- 4/W/D | 3 | D7TZ 1130-B | 10 3/4" diameter—5 openings black ring in center—front wheels | 2 |
| F150 -- 4/W/D | 3 | D7TZ 1130-A | 10 3/4" diameter—5 openings black ring in center—rear wheels | 2 |
| F150 -- 4/W/D | 4 | D7TZ 1130-L | 7 1/8" diameter—black center ornament for styled wheels—front wheels | 2 |
| F150 -- 4/W/D | 4 | D7TZ 1130-K | 7 1/8" diameter—black w/red center ornament for styled wheels—rear wheels | 2 |
| F150 -- 4/W/D | 4 | E2TZ 1130-C | 7 1/8" diameter—chrome w/red center ornament for styled wheels—rear wheels | 2 |
| F150 -- 4/W/D | 4 | E2TZ 1130-D | 7 1/8" diameter—chrome center ornament for styled wheels—front wheels | 2 |
| F150 -- 4/W/D | 7 | E2TZ 1130-A | 4 15/16" diameter—center ornament for cast aluminum wheels—rear wheels | 2 |
| F150 -- 4/W/D | 7 | E2TZ 1130-B | 4 15/16" diameter—center ornament for cast aluminum wheels—front wheels | 2 |
| F150 -- 4/W/D | 6 | E7TZ 1130-E | 16 1/4" diameter—mag. type—rear | 2 |
| F150 -- 4/W/D | 6 | E7TZ 1130-D | 16 1/4" diameter—mag. type—front | 2 |
| F150/350 -- 2/W/D | 2 | D6TZ 1130-A | 15 1/8" diameter—Ford crest in center—embossed "Ford" (Must use with basic 1210 trim ring for 16" wheels) | 4 |
| F250/350 -- 2/W/D | 6 | ★ E7TZ 1130-A r/bFOTZ 1130-B | 16" diameter—mag. type—argent—E6 axle/full float | 4 |
| F250/350 -- 2/W/D | 6 | ★ E7TZ 1130-F r/bFOTZ 1130-C | 16" diameter—mag. type—argent—semi float axle | 4 |
| F250/350 -- 2/W/D | 5 | D8TZ 1130-C | 12 5/16" diameter—bright aluminum—black ring | 4 |
| F250/350 -- 2/W/D | 5 | D8TZ 1130-D | 12 5/16" diameter—matte finish—black ring | 4 |
| F250 -- 4x2 -- Semi Float Axle | 3 | E5TZ 1130-F | 12 1/8" x 3 1/8" diameter—aluminum—blk. ring -- front & rear wheels | 4 |
| F350 -- SR 4x2 -- Full Float Axle | 3 | E5TZ 1130-D | 12 1/8" x 4 1/2" diameter—aluminum—blk. ring -- rear wheels | 2 |
| F350 -- SR 4x2 -- Full Float Axle | 3 | E5TZ 1130-F | 12 1/8" x 3 1/8" diameter—aluminum—blk. ring -- front wheels | 2 |
| F250 -- 4/W/D -- w/3800# front axle capacity, 3 1/4" diameter for basic 1K104 | 5 | E4TZ 1130-A | 12 5/16" diameter—bright aluminum--black ring—front wheels | 2 |
| | 5 | D8TZ 1130-C | 12 5/16" diameter—bright aluminum--black ring—rear wheels | 2 |
| F250 -- 4/W/D -- Full Float Axle | 3 | E5TZ 1130-D | 12 1/8" x 4 1/2" diameter—aluminum—blk. ring -- rear wheels | 2 |
| F250 -- 4/W/D -- Full & Semi Float Axle | 3 | E5TZ 1130-E | 12 1/8" x 3 1/8" diameter—aluminum—blk. ring -- front wheels | 2 |
| F250 -- 4/W/D -- Semi Float Axle | 3 | E5TZ 1130-F | 12 1/8" x 3 1/8" diameter—aluminum—blk. ring -- rear wheels | 2 |
| F250/350 -- 4/W/D #3800 front axle capacity | 6 | E7TZ 1130-B | 16" diameter—mag. type—argent—front wheels | 2 |
| F250/350 -- 4/W/D #4600 front axle capacity | 6 | ★ E7TZ 1130-C r/bFOTZ 1130-E | 16" diameter—mag. type—argent—front wheels | 2 |



BUY IT NOW!

Click Here To Order



WHEEL COVER CHART

| MODEL/RESTRICTIONS | TYPE | PART NUMBER | DESCRIPTION | QTY. |
|--------------------|------|-------------|-------------|------|
|--------------------|------|-------------|-------------|------|

1989 APPLICATION CHART — Cont'd

| | | | | |
|------|--------------------------|--|--|--|
| 1130 | CAP OR COVER (WHEEL HUB) | | | |
|------|--------------------------|--|--|--|

F SERIES

| | | | | |
|-------------------|---|---------------------------------|--|----|
| F250/350 -- 4/W/D | 6 | ★ E7TZ 1130-A r/bFOTZ 1130-B | 16" diameter—mag. type—argent—rear wheels— E6 axle/full float | 2 |
| F250/350 -- 4/W/D | 6 | ★ E7TZ 1130-F r/bFOTZ 1130-C | 16" diameter—mag. type—argent—rear wheels— semi float axle | 2 |
| | | 388761-S47B | (UU-58-JJ) screw—black—ornament to wheel | 12 |
| | | 389465-S45 | (UU-58-K) screw—chrome—ornament to wheel | 12 |
| | | 1A100 | Anchor wheel ornament required refer to group 1A100 in Section 11 | |

R-RANGER

| | | | | |
|---------------------|----|-------------|--|------|
| R -- 2/W/D | 15 | E3TZ 1130-A | 2 1/2" diameter—use w/14 x 6 cast aluminum wheels | 4 |
| R -- 2/W/D | 9 | E3TZ 1130-H | 5 53/64" diameter—black—use w/14 x 5, 5.5 argent wheels | 4 |
| R -- 2/W/D | 4 | E3TZ 1130-C | 5 7/8" diameter—chrome—use w/14 x 5, 5.5 tu-tone wheels | 4 |
| R -- 2/W/D | 4 | E3TZ 1130-B | 5 7/8" diameter—black—use w/14 x 5, 5.5 tu-tone wheels | 4 |
| R -- 2/W/D | 4 | E3TZ 1130-D | 5 7/8" diameter—chrome—use w/14 x 6 styled steel wheels | 4 |
| R -- 2/W/D or 4/W/D | 10 | E5TZ 1130-B | 7 1/8" diameter—bright aluminum—black ring—red center (use 2 on 4x4 and 4 on 4x2) | 2or4 |
| R -- 2/W/D | 6 | E7TZ 1130-E | 16 1/4" diameter—mag. type | 4 |
| R -- 2/W/D or 4/W/D | 10 | E7TZ 1130-G | 3" diameter—use w/15 x 6 cast alum. whl's | 2or4 |
| R -- 4/W/D | 9 | E3TZ 1130-J | 2 29/32" diameter—use w/15 x 6 aluminum wheels— rear wheels | 2 |
| R -- 4/W/D | 9 | E3TZ 1130-E | 5 53/64" diameter—use w/15 x 5, 5.5 standard wheels—front wheels | 2 |
| R -- 4/W/D | 9 | E3TZ 1130-H | 5 53/64" diameter—use w/15 x 5, 5.5 standard wheels—rear wheels | 2 |
| R -- 4/W/D | 4 | E3TZ 1130-F | Black 5 7/8" diameter—use w/15 x 5, 5.5 tu-tone wheels—front wheels | 2 |
| R -- 4/W/D | 4 | E3TZ 1130-B | Black 5 7/8" diameter—use w/15 x 5, 5.5 tu-tone wheels—rear wheels | 2 |
| R -- 4/W/D | 4 | E3TZ 1130-G | Chrome 5 7/8" diameter—use w/15 x 6 or w/15 x 7 styled steel wheels—front wheels | 2 |
| R -- 4/W/D | 4 | E3TZ 1130-D | Chrome 5 7/8" diameter—use w/15 x 6 or 15 x 7 styled steel wheels—rear wheels | 2 |
| R -- 4/W/D | 10 | E5TZ 1130-A | 7 1/8" diameter—bright aluminum black ring—frt. wheels | 2 |
| R -- 4/W/D | 6 | E7TZ 1130-D | 16 1/4" diameter—mag. type—front | 2 |
| R -- 4/W/D | 6 | E7TZ 1130-E | 16 1/4" diameter—mag. type—rear | 2 |



BUY IT NOW!

Click Here To Order



1980/89
LIGHT TRUCK

WHEEL COVER CHART

| MODEL/RESTRICTIONS | TYPE | PART NUMBER | DESCRIPTION | QTY. |
|--------------------|------|-------------|-------------|------|
|--------------------|------|-------------|-------------|------|

1989 APPLICATION CHART — Cont'd

| | | | | |
|------|--------------------------|--|--|--|
| 1130 | CAP OR COVER (WHEEL HUB) | | | |
|------|--------------------------|--|--|--|

R-RANGER

| | | | | |
|--|--|--------------|---|----|
| | | N802270-S49 | (AB-4H) screw-ornament to wheel-use w/E3TZ 1130-E,H | 12 |
| | | N802190-S53 | (AM-48H) nut-ornament to wheel use with 14 x 5, 5.5 and 14 x 6 cast aluminum wheels-use w/E3TZ 1130-B,C,E,F,H | 12 |
| | | N802215-S53 | (AM-48J) nut-ornament to wheel -use with 14 x 6-use w/E3TZ 1130-D,G,J | 12 |
| | | N802189-S53B | (AB-4G)-screw ornament to wheel -use w/E3TZ 1130-B,C,F | 12 |
| | | N802214-S45 | (AB-4J)-screw ornament to wheel (Chrome) -use w/E3TZ 1130-D,G | 12 |
| | | N803680-S100 | (AU-9-U)-screw ornament to wheel -use w/E5TZ 1130-A | 12 |
| | | N805274-S | (AM-21-EA) nut-Nylon sleeve-use w/alum. deep dish wheels | 1 |

| YEAR | MODEL/RESTRICTIONS | PART NUMBER | DESCRIPTION | QTY. |
|------|--------------------|-------------|-------------|------|
|------|--------------------|-------------|-------------|------|

| | | | | |
|--|--------------------------------------|--------------|--|----|
| 1131 CAP (FRONT HUB GREASE) | | | | |
| 86/ | A | LF 1131-B | 1 31/32" O.D. | 2 |
| 80/ | E100/150 | LF 1131-B | 1 31/32" O.D. | 2 |
| 80/ | E250/350 | C8TZ 1131-C | 2 1/2" O.D. | 2 |
| 80/84 | F100 -- 2/W/D | LF 1131-B | 1 31/32" O.D. | 2 |
| 80/84 | F250 -- 2/W/D w/single piston brakes | | 1 31/32" O.D. | 2 |
| 80/ | F250 -- 2/W/D w/dual piston brakes | C8TZ 1131-C | 2 1/2" O.D. | 2 |
| 80/ | F150 -- 2/W/D | LF 1131-B | 1 31/32" O.D. | 2 |
| 80/ | F350 -- 2/W/D | C8TZ 1131-C | 2 1/2" O.D. | 2 |
| 88/ | F(Super Duty) | C8TZ 1131-C | | |
| 83/ | R -- 2/W/D | LF 1131-B | 1 31/32" O.D. | 2 |
| 1A131 LIFT ASSY.-(SPARE WHEEL CARRIER) | | | | |
| 86/ | A -- regular van | E69Z 1A131-A | 4 mounting holes-use w/mini spare | 1 |
| 89 | A -- extended van | E99Z 1A131-A | 2 mounting holes-use w/full size spare | 1 |
| 1A132 GEAR ASSY.-(SPARE WHEEL CARRIER) | | | | |
| 86/88 | A | E69Z 1A132-A | | 1 |
| 89 | A | E99Z 1A132-A | | 1 |
| 1A134 NUT ASSY.-(FRT. WHL. BRG.)-Refer to Section 30 | | | | |
| 1137 APPLIQUE (WHEEL COVER) | | | | |
| 86/ | A | E69Z 1137-A | #E59A 1A098-AA | AR |
| 86/ | A | E69Z 1137-B | #E59A 1137-AA | AR |
| 83/ | B-R | E3TZ 1137-A | #E2TZ 1A098-BA-use w/E3TZ 1130-B,C,D,H | AR |
| 83/ | B-R | E3TZ 1137-B | #E37A 1A098-DA-use w/E3TZ 1130-J | AR |
| 80/ | E-F100/150, U150 | D7TZ 1137-A | #D7TA 1A098-AA 3 5/8" dia. red center use with D7TZ 1130-K | AR |
| 82/ | E-F100/150, U150 | E2TZ 1137-A | #E2TA 1A098-AA-use with E2TZ 1130-A | AR |
| 1175 RETAINER ASSY. (WHEEL GREASE)-Also refer to Section 11.2 or Section 30 | | | | |
| 84/ | B | E3TZ 1175-A | Front wheel | 2 |
| 84/ | B | ★1175 | Rear wheel -- refer to basic 1177 | |
| 80/ | E100/150 | ★1175 | Rear wheel -- Refer to basic 1177 | |



BUY IT NOW!

Click Here To Order



**1980/89
LIGHT TRUCK**

| YEAR | MODEL/RESTRICTIONS | PART NUMBER | DESCRIPTION | QTY. |
|---|---|---|--|-------------|
| 1175 RETAINER ASSY. (WHEEL GREASE)-Also refer to Section 11.2 or Section 30 - Cont'd | | | | |
| 80/ | E250 -- 12 x 2 1/2 brake size | ★1175 | Rear wheel -- Refer to basic 1177 | |
| 80 | E250/350 -- 12 x 3 brake size | D6UZ 1175-A | Rear wheel -- 3 1/4" I.D. x 4 3/16" O.D. x 3/4" thick | 2 |
| 81/ | E250/350 -- 12 x 3 brake size | E0TZ 1175-A | Rear wheel -- 2 31/32" I.D. x 3 7/8" O.D. | 2 |
| 80/82 | F100/350 -- 4/W/D, Dana model 44 axle | C9TZ 1175-C D6TZ 1175-A D6TZ 1175-C | Front hub seal Front spindle seal (inner) Front spindle seal (outer) | 2 2 2 |
| 83/ | F100/350 -- 4/W/D, Dana model 44 axle | C9TZ 1175-C E3TZ 1175-D D6TZ 1175-C | Front hub seal Front spindle seal (inner) Front spindle seal (outer) | 2 2 2 |
| 80/ | F100/350 -- 4/W/D, Dana model 50 axle | D8TZ 1175-B D8TZ 1175-A D8TZ 1175-C | Front hub seal Front spindle seal (inner) Front spindle seal (outer) | 2 2 2 |
| 80/ | F100/150 | ★1175 | Rear wheel -- Refer to basic 1177 | |
| 80/ | F250 -- 12 x 2 1/2 brake size | ★1175 | Rear wheel -- Refer to basic 1177 | |
| 80/ | F250/350 -- 12 x 3 brake size | E0TZ 1175-A | Rear wheel -- 2 31/32" I.D. x 3 7/8" O.D. | 2 2 |
| 88 | F(Super Duty) | ★ E8TZ 1175-A | r/b F2TZ 1175-A | 2 |
| 83/ | R -- 4/W/D | E3TZ 1175-A | Front wheel | 2 |
| 83/ | R | ★1175 | Rear wheel -- refer to basic 1177 | |
| 80/82 | U150 | C9TZ 1175-C D6TZ 1175-A D6TZ 1175-C | Front hub seal Front spindle seal (inner) Front spindle seal (outer) | 2 2 2 |
| 83/ | U150 | C9TZ 1175-C E3TZ 1175-D D6TZ 1175-C | Front hub seal Front spindle seal (inner) Front spindle seal (outer) | 2 2 2 |
| 80/ | U150 | ★1175 | Rear wheel -- refer to basic 1177 | |
| 1177 SEAL (REAR WHEEL BEARING OIL INNER) | | | | |
| 86/ | A | E1AZ 1177-B | Sterling axle | 2 |
| 86/ | A | E7TZ 1177-A | Dana axle | 2 |
| 84/ | B | E1AZ 1177-B | | 2 |
| 80/87 | E100/150 -- Sterling axle -- (9.0" R/G) | E0TZ 1177-B | 1 7/8" I.D. x 3 9/64" O.D. x 15/16" thick | 2 |
| 83/ | E100/250 -- Sterling axle -- (8.8" R/G) | E3TZ 1177-A | #E3TW 1177-A1A/A2A--also serviced in E3TZ 1225-A | 2 |
| 80/ | E250 -- Dana axle | E0TZ 1177-A | 1 45/64" I.D. x 3 3/64" O.D. x 1/2" thick | 2 |
| 80/83 | F100 -- 2800 lb. rear axle | E0TZ 1177-C | 1 7/16" I.D. x 2 1/2" O.D. x 7/16" thick | 2 |
| 80/82 | F100/150 -- 3750 lb. rear axle | E0TZ 1177-B | 1 7/8" I.D. x 3 9/64" O.D. x 15/16" thick | 2 |
| 83/86 | F100/150 -- Sterling axle -- (9.0" R/G) | E0TZ 1177-B | 1 7/8" I.D. x 3 9/64" O.D. x 15/16" thick | 2 |
| 83/ | F100/250 -- Sterling axle -- (8.8" R/G) | E3TZ 1177-A | #E3TW 1177-A1A/A2A--also serviced in E3TZ 1225-A | 2 |
| 80/ | F250 -- Dana axle | E0TZ 1177-A | 1 45/64" I.D. x 3 3/64" O.D. x 1/2" thick | 2 |
| 83/84 | R -- 6 3/4" ring gear | ★ C7OZ 1177-B | r/b E0DZ 1177-B | 2 |
| 83/ | R -- 7 1/2" ring gear | E1AZ 1177-B | | 2 |
| 80/86 | U150 -- Sterling axle -- (9.0" R/G) | E0TZ 1177-B | 1 7/8" I.D. x 3 9/64" O.D. x 15/16" thick | 2 |
| 83/ | U150 -- Sterling axle -- (8.8" R/G) | E3TZ 1177-A | #E3TW 1177-A1A/A2A--also serviced in E3TZ 1225-A | 2 |
| 85/ | E-F250/350 -- Sterling semi-float axle 10.25 R/G | E5TZ 1177-A | 1 11/16" I.D. x 3 1/32" O.D. x 1/2" thick | 2 |
| 85/ | E-F250/350 -- Sterling full float axle 10.25 R/G | ★ E8TZ 1177-B | 3 25/64" I.D. x 4 3/4" O.D. x 39/64" thick - r/b F0TZ 1177-A | 2 |



BUY IT NOW!

Click Here To Order



COPYRIGHT © 1994 --

FORD MOTOR
COMPANY

--DEARBORN, MICHIGAN

FINAL ISSUE

1980/89 LIGHT TRUCK

| YEAR | MODEL/RESTRICTIONS | PART NUMBER | DESCRIPTION | QTY. |
|--|---|---------------|--|------|
| 1180 RETAINER (REAR WHEEL BEARING INNER)–Also refer to Rear Axle Parts List Section 40 | | | | |
| 84/ | B | ★1180 | Not required | |
| 80/ | E100/150 | D4AZ 1180-A | 1 9/16" I.D. x 2 9/32" O.D. x 23/32" thick | 2 |
| 81/ | E250 -- Dana axle | ★1180 | Not required | |
| 80/83 | F100 -- 2800 lb. rear axle | D3TZ 1180-A | 1 17/32" I.D. x 2 3/8" O.D. x 21/32" thick | 2 |
| 80/ | F100/150 -- 3750 lb. rear axle w/roller bearing | D4AZ 1180-A | 1 9/16" I.D. x 2 9/32" O.D. x 23/32" thick | 2 |
| 80/ | F100/150 -- 3750 lb. rear axle w/ball bearing | D3TZ 1180-A | 1 17/32" I.D. x 2 3/8" O.D. x 21/32" thick | 2 |
| 80/ | F250/350 -- Dana 60, 61 axle | ★1180 | Not required | |
| 83/84 | R -- 6 3/4" ring gear | D5ZZ 1180-A | | 2 |
| 83/ | R -- 7 1/2" ring gear | ★1180 | Not required | |
| 80/ | U150 | D4AZ 1180-A | 1 9/16" I.D. x 2 9/32" O.D. x 23/32" thick | 2 |
| 1190 RETAINER ASSY. (FRONT WHEEL GREASE)–Also refer to Section 11.1 or Section 30 | | | | |
| 86/ | A -- 2/W/D | E5TZ 1190-A | | 2 |
| 84/ | B -- 2/W/D | E3TZ 1190-A | | 2 |
| 80/ | E150 | E6TZ 1190-A | | |
| 80 | E250/350 | D5UZ 1190-A | | 2 |
| 81/ | E250/350 | E7TZ 1190-B | | 2 |
| 80/ | F150 -- 2/W/D | E6TZ 1190-A | | 2 |
| 80/ | F250/350 -- 2/W/D | E7TZ 1190-B | | 2 |
| 88/ | F(Super Duty) | E7TZ 1190-B | | |
| 83 | R -- 2/W/D "Before 2/82" | ★ C8AZ 1190-A | r/b E6DZ 1249-A | 2 |
| 83/ | R -- 2/W/D "From 2/82" | E5TZ 1190-A | | 4 |
| 1191-4 Refer to Section 11.1 | | | | |
| 1195 WASHER (FRONT WHEEL OUTER BEARING RETAINER) – Also refer to Section 11.1 or Section 30 | | | | |
| 87/ | A -- 2/W/D | E7TZ 1195-A | | 2 |
| 87/ | E-F150 -- 2/W/D | E7TZ 1195-A | | 2 |
| 80/86 | E-F100/350 -- 2/W/D | D3TZ 1195-B | | 2 |
| 88/ | F(Super Duty) | D3TZ 1195-B | | |
| 83 | R -- 2/W/D "Before 7/18/83" | D3TZ 1195-B | | 2 |
| 83/86 | R -- 2/W/D "From 7/18/83" | E4TZ 1195-A | | 2 |
| 87/ | R -- 2/W/D | E7TZ 1195-A | | 2 |
| 1197-1K198 Refer to Front Axle Parts Lists Section 30 | | | | |
| 1200 BEARING ASSY. (FRONT WHEEL INNER) – Also refer to Section 11.1 or Section 30 | | | | |
| 83/ | R -- 2/W/D | ★ E3TZ 1200-A | Mix with E0ZZ-7F431-B | 2 |
| 1201-2 Refer to Section 11.1 or Section 30 | | | | |
| 1210 RING (WHEEL TRIM) | | | | |
| 84/ | B | E3TZ 1210-B | Use w/15" x 5, 5.5 wheels | 4 |
| 86/ | A | E3TZ 1210-A | Use w/14" x 5, 5.5 wheels | 4 |
| 82/ | E100/150 | E2TZ 1210-A | Use with 15 x 6 & 15 x 7 styled steel wheels | 4 |
| 80/ | E250/350 | D2UZ 1210-A | 11 21/32" I.D. x 16 31/32" O.D. Use with 16 1/2" x 6" wheel | 4 |
| 80/ | E250/350 | D2TZ 1210-A | 11 21/32" I.D. x 17 1/32" Use with 16 1/2" x 6 3/4" wheels | 4 |
| 85/ | E250/350 | E3TZ 1210-C | Use with 16 x 6 wheel | 4 |
| 85 | E250/350 | E5TZ 1210-A | Use with 16 x 6 wheel (full float E6 axle) | 4 |
| 82/ | F100/150 | E2TZ 1210-A | Use with 15 x 6 & 15 x 7 styled steel wheels | 4 |
| 80/ | F250/350 | D2UZ 1210-A | 11 21/32" I.D. x 16 31/32" O.D. Use with 16 1/2" x 6" wheel | 4 |
| 80/ | F250/350 | D2TZ 1210-A | 11 21/32" I.D. x 17 1/32" O.D. Use with 16 1/2" x 6 3/4" wheels | 4 |
| 83/ | F250/350 | E3TZ 1210-C | Use with 16 x 6 wheel and D6TZ 1130-A cover | 4 |
| 85/ | F250/350 | E5TZ 1210-A | Use with 16 x 6 wheel and D6TZ 1130-A cover (full float E-6 axle) | 4 |
| 83/ | R | E3TZ 1210-A | Use with 14" x 5, 5.5" wheels | 4 |
| 83/ | R | E3TZ 1210-B | Use with 15" x 5, 5.5" wheels | 4 |
| 82/ | U150 | E2TZ 1210-A | Use with 15 x 6 & 15 x 7 styled steel wheels-w/2 red strips | 4 |



BUY IT NOW!

Click Here To Order



1980/89 LIGHT TRUCK

| YEAR | MODEL/RESTRICTIONS | PART NUMBER | DESCRIPTION | QTY. |
|--|--|----------------|--|------|
| 1214 SHIELD (FRONT WHEEL HUB MUD) – Also refer to Section 30 | | | | |
| 83/ | B-R -- 4/W/D | ★ E3TZ 1214-A | r/b F0TZ 1214-A | 1 |
| 1215 BEARING ASSY. (FRONT WHEEL OUTER) – Also refer to Section 11.1 or Section 30 | | | | |
| 83/ | R -- 2/W/D | ★ E3TZ 1215-A | Mix with EOZZ 7F431-A | 2 |
| 1216-7 Refer to Section 11.1 | | | | |
| 1225 BEARING (REAR WHEEL) | | | | |
| 84/ | A,B -- 7.5 R/G | E5SZ 1225-A | | 2 |
| 80/82 | E100/150 -- Sterling axle (9.0" R/G) | ★ E0TZ 1225-C | Roller bearing type -- Mix with D4AZ 1225-A | 2 |
| 80/87 | E100/150 -- Sterling axle (9.0" R/G) | D4AZ 1225-A | Roller bearing type--includes 1177 seal and 1180 retainer | 2 |
| 83/ | E100/250 -- Sterling axle (8.8" R/G) | E3TZ 1225-A | Roller bearing type -- includes E3TZ 1177-A | 2 |
| 80/ | E250 -- Dana axle | ★ E1UZ 1225-A | 1180 retainer not required -- mix with E0TZ 1225-A | 2 |
| 80/83 | F100 -- 2800 lb. rear axle | D8AZ 1225-B | #F208-HL--1 9/16" I.D. x 3 9/64" O.D.--incl. E0TZ 1177-C seal and D3TZ 1180-A retainer | 2 |
| 80/ | F100/150 -- 3750 lb. rear axle | ★ E0TZ 1225-D | Ball bearing type -- r/b D8AZ 1225-B | 2 |
| 80/82 | F100/150 -- 3750 lb. rear axle | ★ E0TZ 1225-C | Roller bearing type -- Mix with D4AZ 1225-A | 2 |
| 83/86 | F100/150 -- Sterling axle (9.0" R/G) | D4AZ 1225-A | Roller bearing type--includes 1177 seal and 1180 retainer | 2 |
| 83/ | F100/250 -- Sterling axle (8.8" R/G) | E3TZ 1225-A | Roller bearing type -- includes E3TZ 1177-A | 2 |
| 80/85 | F250/350 -- Dana axle | E0TZ 1225-A | 1180 retainer not required | 2 |
| 85/ | F250/350 -- Sterling axle 10.25 R/G | E5TZ 1225-A | Semi float--ball bearing type | 1 |
| 83/84 | R -- 6 3/4" ring gear | D8DZ 1225-B | | 2 |
| 83/ | R -- 7.5", 8.8" ring gear | E5SZ 1225-A | | 2 |
| 80/82 | U150 | ★ E0TZ 1225-D | Ball bearing type -- r/b D8AZ 1225-B | 2 |
| 80/82 | U150 -- Sterling axle (9.0" R/G) | ★ E0TZ 1225-C | Roller bearing type -- Mix with D4AZ 1225-A | 2 |
| 80/86 | U150 -- Sterling axle (9.0" R/G) | D4AZ 1225-A | Roller bearing type--includes 1177 seal and 1180 retainer | 2 |
| 83/ | U150 -- Sterling axle (8.8" R/G) | E3TZ 1225-A | Roller bearing type -- includes E3TZ 1177-A | 2 |
| 1239-44 Refer to Section s 11.2, 30 and 40 | | | | |
| 1K244-1245 Refer to Section 11.2 and Front Axle Parts List Section 30 | | | | |
| 1353 GUARD (SPARE WHEEL) | | | | |
| 80/87 | F100/350 | ★ E0TZ 1353-A | #E0TA-AA | 2 |
| 88/ | F150/350,F(Super Duty) | E8TZ 1353-A | #E8TA-AA | 2 |
| 1A356 LATCH ASSY. (SPARE TIRE CARRIER) | | | | |
| 80/82 | F100/350 -- slide out carrier | ★ E0TZ 1A356-A | | 1 |
| | | N620043-S101 | (AM-13-AF)--nut (1A356 to frame)--M12-1.75 | 1 |
| 1W356 INSULATOR SPARE WHEEL MNT'G SUPPORT | | | | |
| 87/88 | U150 -- swing-away carrier "Before 5/88" | ★ E7TZ 1W356-A | | 1 |
| 88 | U150 -- swing-away carrier "From 5/88" | F1TZ 1W356-A | | 1 |
| 1A361 SPRING (SPARE WHEEL CARRIER RELEASE LEVER) | | | | |
| 84/88 | B -- swing-away carrier "Before 6/88" | E4TZ 1A361-A | | 1 |
| 88/ | B -- swing-away carrier "From 6/88" | E8TZ 1A361-A | | 1 |
| 80/87 | U150 -- swing-away carrier | D8TZ 1A361-A | | 1 |
| 88/ | U150 -- swing-away carrier | ★ E8TZ 1A361-A | r/b E8TZ 1A361-A | 1 |
| 1A366 BUMPER (SPARE WHEEL CARRIER) | | | | |
| 84/ | B,R | E8TZ 1A366-A | | 1 |
| 80/ | U150 -- swing-away carrier | D8TZ 1A366-B | | 2 |
| 1A369 COVER (SPARE WHEEL CARRIER HINGE) | | | | |
| 83/ | R | E3TZ 1A369-A | | 1 |
| 1A376 BRACKET ASSY. (SPARE WHEEL CARRIER) | | | | |
| 86/88 | A | E69Z 1A376-A | For mini spare | 1 |
| 89 | A -- regular van | E99Z 1A376-A | 4 mounting holes | 1 |
| 89 | A -- extended van | E99Z 1A376-B | 2 mounting holes | 1 |



BUY IT NOW!

Click Here To Order



1980/89 LIGHT TRUCK

| YEAR | MODEL/RESTRICTIONS | PART NUMBER | DESCRIPTION | QTY. |
|--|--|------------------------------------|--|------|
| 1381 EXTENSION ASSY. (SPARE WHEEL CARRIER SUPPORT) | | | | |
| 83/ | F100/350 -- in box carrier | ★ E3TZ 1381-A | r/b E3TZ 1A457-C | 1 |
| 1A381 RETAINER ASSY. (SPARE WHEEL) | | | | |
| 84/87 | B | E4TZ 1A381-A | Swing away carrier | 1 |
| 84/89 | R -- all in box | E4TZ 1A381-B | Lockable | 1 |
| 1386 LOCK SET (SPARE WHEEL CARRIER) | | | | |
| 84/87 | B -- swing-away carrier | E4TZ 1386-B | | 1 |
| 88/ | B -- swing-away carrier | E8TZ 1386-B | | 1 |
| 84/89 | R -- lock in box carrier | E4TZ 1386-B | Use w/1A381 | 1 |
| 84/85 | R -- frame mounted carrier | E2TZ 1386-A | | 1 |
| 80/ | E100/350 -- swing-away carrier | D8TZ 1386-A | Pad lock | 1 |
| 80/ | F100/350,F(Super Duty) -- in box carrier | | | 1 |
| 80/87 | U150 -- swing-away carrier | | | 1 |
| 83/ | R -- underbody carrier | | | 1 |
| 88/ | U150 -- swing-away carrier | E8TZ 1386-A | | 1 |
| 80/81 | E-U100/350 -- inside spare | ★ D3FZ 1386-A | | 1 |
| 82/ | E-U100/350 -- inside spare | E2UZ 1386-A | | 1 |
| 80/81 | F100/350 -- frame mounted carrier | ★ E0TZ 1386-A | r/b E2TZ 1386-A | 1 |
| 82/ | F100/350,F(Super Duty) -- frame mounted carrier | E2TZ 1386-A | | 1 |
| 1A386 STUD ASSY. (SPARE WHEEL CARRIER) | | | | |
| 88/ | B -- swing-away carrier | E8TZ 1A386-A | | 1 |
| 1A398 LATCH ASSY. (SPARE WHEEL CARRIER) | | | | |
| 84/88 | B -- swing-away carrier "Before 6/88" | E4TZ 1A398-A | | 1 |
| 88/ | B -- swing-away carrier "From 6/88" | ★ E8TZ 1A398-A r/b E4TZ 1A398-A | | 1 |
| 80/87 | U150 -- swing-away carrier | E0TZ 1A398-A | | 1 |
| 88/ | U150 -- swing-away carrier | E8TZ 1A398-A | | 1 |
| 1A399 REINFORCEMENT ASSY. (SPARE WHEEL CARRIER HINGE) | | | | |
| 84/ | B | ★ 1A399 | Not required | 1 |
| 80/86 | U150 -- swing-away carrier | ★ E0TZ 1A399-A | | 1 |
| 87 | U150 -- swing-away carrier | E7TZ 1A399-A | | 1 |
| 1401 SUPPORT (SPARE WHEEL REAR) | | | | |
| 80/ | E150/350 -- Super Van | D8UZ 1401-A | | 1 |
| 1A401 REINFORCEMENT ASSY. (SPARE WHEEL CARRIER) | | | | |
| 84/ | B -- swing-away carrier | E4TZ 1A401-A | | 1 |
| 80/ | U150 -- swing-away carrier | ★ E8TZ 1A401-A | r/b F1TZ 1A401-A | 1 |
| 1405 SUPPORT ASSY. (SPARE WHEEL CARRIER) | | | | |
| 84/88 | B | E8TZ 1405-B | | 1 |
| 80/ | E100/150 -- 124" W/B | ★ D5UZ 1405-B | | 1 |
| 80/ | E100/150 -- 138" W/B | D5UZ 1405-E | | 1 |
| 80/ | E250/350 -- 138" W/B cargo van | D5UZ 1405-C | | 1 |
| 80/ | E250/350 -- 138" W/B exc cargo van | D5UZ 1405-A | | 1 |
| 80/ | F100/350 -- slide out carrier | D3TZ 1405-C | Supports 1443 carrier | 1 |
| 80/88 | F100/350 -- slide out carrier F100/350 -- under body carrier w/o aft axle tank "Before 1/88" | ★ E4TZ 1405-B | Side rail to side rail (fixed) -- r/b E8TZ 1405-A | 1 |
| 88/89 | F150/350 -- slide out carrier F100/350 -- under body carrier w/o aft axle tank "From 1/88" | E8TZ 1405-A | | 1 |
| 80/ | F150/350 -- frame mounted carrier w/aft axle tank | E0TZ 1405-B | | 1 |
| 80/ | F100/350 -- in box carrier | E0TZ 1405-C | | 1 |
| | | N801010-S40 | (AB-202-E)-screw & washer (support to body)- M8 x 1.25 x 25.0 truss head torque | 5 |
| | | N620481-S2 | (AM-18-M)-nut (support to body)-M8 hex. locking | 5 |



BUY IT NOW!

Click Here To Order



**1980/89
LIGHT TRUCK**

| YEAR | MODEL/RESTRICTIONS | PART NUMBER | DESCRIPTION | QTY. |
|--|--|---------------|---|------|
| 1405 SUPPORT ASSY. (SPARE WHEEL CARRIER) — Cont'd | | | | |
| 83/ | R -- style side carrier | E3TZ 1405-D | | 1 |
| 83/ | R -- under body carrier | E3TZ 1405-B | w/o aft axle fuel tank | 1 |
| 87/ | B | N802539-S100 | (AM-66-G)—"J" nut-M4.2 x 1.41 U Used in E47B 1405-AD | 1 |
| 80/ | F100/350 -- frame mounted carrier w/o aft axle tank | N801176-S2 | (AB-187-GG)-bolt (support to frame)-M10 x 1.5 x 30 hex. flange head | 4 |
| 80/ | F150/350 -- frame mounted carrier w/aft axle tank | ★ N620482-S50 | (AM-5-VD)-nut (support to frame)-M10 x 1.5 | 4 |
| 80/ | F100/350 -- frame mounted carrier w/o aft axle tank | ★ W611649-S2 | (AU-50-GK)-bolt (stop to support)-M10 x 1.5 x 40 hex. washer head tapping-r/b N803462-S2 | 1 |
| 80/ | F100/350 -- slide out carrier | N801176-S2 | (AB-187-GG)-bolt (support to frame)-M10 x 1.5 x 30 hex. head | 4 |
| | | ★ N620482-S50 | (AM-5-VD)-nut (support to frame)-M10 x 1.5 hex. lock | 4 |
| 1407 REINFORCEMENT (SPARE WHEEL CARRIER SUPPORT) | | | | |
| 80/ | E250/350 -- 138" W/B cargo van | D5UZ 1407-A | | 1 |
| 80/ | E250/350 -- 138" W/B exc. cargo van | D5UZ 1407-C | | 1 |
| 80/83 | F100/350 -- styleside "Before 3/83" | ★ E0TZ 1407-A | | 1 |
| | | N801010-S40 | (AB-202-E)-screw (1407 to side panel)- M8-1.25 x 25 truss head torx | 3 |
| 83/ | F100/350 -- 6 3/4" box "From 3/83" | E3TZ 1407-G | | 1 |
| 83/ | F100/350 -- 8" box "From 3/83" | E3TZ 1407-H | | 1 |
| 83/89 | R -- 108" W/B-in box carrier | E3TZ 1407-F | | 1 |
| 83/89 | R -- 114" W/B-in box carrier | E3TZ 1407-E | | 1 |
| 1408 BOLT (SPARE WHEEL)-Also refer to group 1448 | | | | |
| 86/ | A -- All | E4TZ 1408-E | M12 x 1.75 x 164.5 Hock Bolt | 1 |
| 84/ | B | E4TZ 1408-A | M12 x 1.25 x 101.0 | 1 |
| 80/82 | F100/350 -- in box carrier | E0TZ 1408-L | 1/2"-13 x 5"-use with all 15" & 16" tires and with 8.00" x 16.5" tires | 1 |
| 83/ | F100/350 -- in box carrier | E3TZ 1408-C | M12 x 1.75 x 154.5-use with all 15" & 16" tires and with 8.00" x 16.5" tires | 1 |
| 80/ | F250/350 -- in box carrier | E0TZ 1408-B | 1/2"-13 x 6"-use with 8.75" x 16.5" & 9.50" x 16.5" tires | 1 |
| 82/ | F100/350 -- frame mounted carrier (except slide out) w/o aft axle tank | E4TZ 1408-D | M14 x 2.0 x 280 spherical head bolt-attach 1443 to 1405 | 1 |
| 80/ | F100/350 -- frame mounted carrier (except slide out) w/o aft axle tank -- 15 x 5.5 wheel/P195, P215, H78, 7.00 tires -- 15 x 6 wheel/P195, P215, H78, 7.00 tires -- 15 x 6 wheel/P235, L78 tires -- 15 x 7 wheel/P215, P235, L78 tires -- 15 x 7 wheel/10.00 tires -- 16 x 6, 16.5 x 6, 16.5 x 6.75 wheels | E2TZ 1408-B | M14 x 2.0 x 195 Eye Bolt | 1 |
| | | E2TZ 1408-C | M14 x 2.0 x 230 Eye Bolt | 1 |
| | | E2TZ 1408-D | M14 x 2.0 x 265 Eye Bolt | 1 |
| | | E2TZ 1408-C | M14 x 2.0 x 230 Eye Bolt | 1 |
| 84/ | F100/350 -- Reg & Super Cab Fr. w/aft axle tank w/7300-7800 GVW P195, P215, P235-15x5.5 P215, P235-15x7 LT215, 235, 7.50, 7.50R 16x6 P195, P215-15x5.5 | E4TZ 1408-C | M14 x 2.0 x 225 | 1 |



BUY IT NOW!
Click Here To Order



**1980/89
LIGHT TRUCK**

| YEAR | MODEL/RESTRICTIONS | PART NUMBER | DESCRIPTION | QTY. |
|--|---|--|---|-----------------------|
| 1408 BOLT (SPARE WHEEL)-Also refer to group 1448 - Cont'd | | | | |
| 84/ | R -- All w/aft axle | E4TZ 1408-B | Eye Bolt | 1 |
| 80/ | F100/350 -- frame mounted carrier (except slide out) w/aft axle tank -- 15 x 5.5 wheel/P195, P215, H78, 7.00 tires -- 15 x 6 wheel/P215, H78, 7.00 tires -- 15 x 6 wheel/P235, L78 tires -- 16 x 6 wheel/7.50 tires -- 16.5 x 6 wheel/8.00, 8.00R, 8.75 tires w/dual rears -- 16.5 x 6 wheel/8.00 tires w/single rears -- 16.5 x 6.75 wheel | E2TZ 1408-C E2TZ 1408-D E2TZ 1408-C E2TZ 1408-D | M14 x 2.0 x 230 "J" bolt M14 x 2.0 x 265 "J" bolt M14 x 2.0 x 230 "J" bolt M14 x 2.0 x 265 "J" bolt | 1 1 1 1 |
| 80/ | F350 -- 136.8" & 160.8" W.B. -- frame mounted carrier | E2TZ 1408-D | M14 x 2.0 x 275 "J" type | 1 |
| | F100/350 -- slide out -- 15" wheel -- 16" or 16.5" wheels/10 x 15 tire | E0TZ 1408-G E0TZ 1408-F E0TZ 1408-J E0TZ 1408-H ★ N801226-S100 | Moveable-end of 1443 channel Stationary end of 1443 channel Moveable end of 1443 channel Stationary end of 1443 channel (AM-71-E)-clip nut (1408 to frame)-M12-1.75 | 1 1 1 1 2 |
| 83/ | R -- in box carrier | E3TZ 1408-C | M12 x 1.75 x 154.5 | 1 |
| 83/ | R -- under frame carrier | E3TZ 1408-A | M12 x 1.75 x 194 | 1 |
| 1A409 BRACKET (SPARE WHEEL SUPPORT) | | | | |
| 86/ | A | E69Z 1A409-A | | 1 |
| 80/ | E150/350 -- Super Van | D8UZ 1A409-A | | 1 |
| 1422 STOP (SPARE WHEEL) | | | | |
| 80/85 | E100/250 -- exc. Super Van | ★ D5UZ 1422-A | | 1 |
| 80/82 | E350 -- exc. Super Van "Before 2/82" | ★ D5UZ 1422-B | | 1 |
| 82/ | E350 -- exc. Super Van "From 2/82" | E2UZ 1422-A | | 1 |
| 80/ | E150/350 -- Super Van | D8UZ 1422-A | | 1 |
| 1423 SPACER (SPARE WHEEL CARRIER) | | | | |
| 80/ | E100/150 | D9TZ 1423-A | Outside mounted spare | 2 |
| 1424 PLATE (SPARE WHEEL MOUNTING) | | | | |
| 86 | A | E69Z 1424-A | | 1 |
| 84/ | B -- inside mounted spare | E4TZ 1424-B | | 1 |
| 80/ | E-U100/350 | ★ D5UZ 1424-A r/b D5UZ 1424-B | 5 1/2" O.D.-inside mounted spare | 1 |
| 80/ | E100/150 | D8TZ 1424-A | Outside mounted spare | 1 |
| 80/ | F100/350 -- in box carrier w/lock group | E0TZ 1424-B | | 1 |
| 83/89 | R -- in box carrier | | | 1 |
| 88 | F150/350 | ★ E8TZ 1424-A r/b E9TZ 1424-A | | 1 |
| 80/86 | U150 -- swing-away carrier | D8TZ 1424-A | | 1 |
| 87/ | U150 -- swing-away carrier | E7TZ 1424-A | | 1 |
| 1429 REINFORCEMENT (SPARE WHEEL CARRIER) | | | | |
| 80/ | E100/150 | D9TZ 1429-A | Outside mounted spare | 1 |
| 1A429 SUPPORT ASSY. (SPARE WHEEL) | | | | |
| 84 | B -- inside mounted spare | ★ 1A429 | See basic 1405 | 1 |
| 84/87 | B -- swing-away carrier | ★ E4TZ 1A429-B | | 1 |
| 88/89 | B -- swing-away carrier | E9TZ 1A429-B | | 1 |
| 80/ | U150 -- inside mounted spare | E5TZ 1A429-A | | 1 |
| 80/87 | U150 -- swing away carrier | E2TZ 1A429-A | | 1 |
| 88/ | U150 -- swing away carrier | E8TZ 1A429-A | | 1 |



BUY IT NOW!

Click Here To Order



**1980/89
LIGHT TRUCK**

| YEAR | MODEL/RESTRICTIONS | PART NUMBER | DESCRIPTION | QTY. |
|---|-------------------------------|--------------------------------|---|----------------|
| 1A430 REINFORCEMENT (SPARE WHEEL SUPPORT) | | | | |
| 80/ | E150/350 -- Super Van | D8UZ 1A430-A | (Illustration sheet metal section) | 1 |
| 1432 ARM ASSY. (SPARE WHEEL CARRIER) | | | | |
| 84/89 | B -- swing-away carrier | E9TZ 1432-B | | 1 |
| 80/ | E150 | E8UZ 1432-A | Outside mounted spare | 1 |
| 80/87 | U150 -- swing-away carrier | ★ E0TZ 1432-A r/b MAT 92001 | | 1 |
| | | ★ N605908-S40 | (AB-121-C)-bolt (arm to body)-M8 x 1.25 x 35 hex. flange pilot - r/b N611196-S39 | 10 |
| | | ★ 73947-S40M | (N-2-E)-clevis pin (arm to 1A398 latch)- 1/4" x 1 3/8" | 1 |
| 88/ | U150 -- swing-away carrier | ★ E8TZ 1432-A r/b Mat 92001 | | 1 |
| 1433 CARRIER ASSY. (SPARE WHEEL) | | | | |
| 84/ | B -- swing-away carrier | E9TZ 1433-B | | 1 |
| 80/ | E100/150 | D9TZ 1433-A | Outside mounted spare | 1 |
| 84/ | U150 -- swing-away carrier | ★ E8TZ 1433-A | r/b F2TZ 1433-A and F2TZ 1469-A | 1 |
| 1L433 U-BOLT (SPARE WHEEL CARRIER MOUNTING) | | | | |
| 84/ | B -- swing-away carrier | E4TZ 1L433-A | | 2 |
| 1A439 RETAINER (SPARE WHEEL CARRIER CHANNEL) | | | | |
| 83/ | R | E3TZ 1A439-A | | 1 |
| 1440 CARRIER KIT (EXTERIOR SPARE TIRE) | | | | |
| 86/ | A | ★ E6TZ 1440-B | Swingaway rear mounted | 1 |
| 83/ | B | ★ E6TZ 1440-A | Swingaway rear mounted | 1 |
| 80/ | E150 | ★ E5UZ 1440-A | | 1 |
| 88/89 | R -- 6 ft. box | E8TZ 1440-A | In box carrier (pre-runner pkg.)-mounts center of bed | 1 |
| 80/84 | F100/350 -- w/o aft axle tank | ★ E0TZ 1440-A | Slide-out-w/15" wheels only | 1 |
| Consists of | | | | |
| | 1-E0TZ 1A356-A | Bracket assy. | 1-N606323-S2 | Bolt |
| | 1-E0TJ 1405-AA | Support | 1-N620043-S2 | Nut |
| | 1-E0TZ 1408-F | Bolt | 1-N620467-S2 | Nut |
| | 1-E0TZ 1408-G | Bolt | 4-N620482-S50 | Nut |
| | 1-D3TA 1433-AA | Carrier assy. | 1-N620483-S2 | Nut |
| | 1-E0TZ 1497-A | Support | 2-N801226-S100 | Nut & retainer |
| | 4-N605801-S2 | Bolt | 1-Instruction sheet | |
| | 1-N605933-S2 | Bolt | | |
| 80/86 | F100/350 -- w/o aft axle tank | ★ E0TZ 1440-B | Slide-out-w/16" & 16.5" wheels only | 1 |
| Consists of | | | | |
| | 1-E0TZ 1A356-A | Bracket assy. | 1-N606323-S2 | Bolt |
| | 1-E0TJ 1405-AA | Support | 1-N620043-S2 | Nut |
| | 1-E0TZ 1408-H | Bolt | 1-N620467-S2 | Nut |
| | 1-E0TZ 1408-J | Bolt | 4-N620482-S50 | Nut |
| | 1-D3TA 1433-BA | Carrier assy. | 1-N620483-S2 | Nut |
| | 1-E0TZ 1497-A | Support | 2-N801226-S100 | Nut & retainer |
| | 4-N605801-S2 | Bolt | 1-Instruction sheet | |
| | 1-N605933-S2 | Bolt | | |
| 80/ | F100/350 -- w/aft axle tank | ★ 1440 | Slide-out -- not available | |
| 80/ | F/Series | E4TZ 1440-A | W/aft fuel tank | 1 |
| Consists of | | | | |
| | 1-E0TA 1A375-AB | Spacer | 1-E0TZ 1448-B | Bolt |
| | 1-E2TZ 1386-A | Lock assy. | 1-E9TZ 1474-A | Retainer |
| | 1-E2TZ 1408-A | Bolt | 1-N623334-S53MT | Nut |
| | 1-E2TZ 1408-D | Bolt | 1-N801503-S2 | Nut |
| | 1-D5UZ 1424-A | Plate | 1-N801670-S100 | Nut |
| | 1-E4TZ 1443-B | Channel | 1-N803588-S | Bolt |
| | 1-E0TZ 1448-A | Bolt | 1-N805270-S426 | Nut |
| | | | 1-I.S.-5310 | Inst. sheet |



BUY IT NOW!

Click Here To Order



1980/89
LIGHT TRUCK

| YEAR | MODEL/RESTRICTIONS | PART NUMBER | DESCRIPTION | QTY. |
|--|---|---|--|-------------------------------------|
| 1440 CARRIER KIT (EXTERIOR SPARE TIRE) — Cont'd | | | | |
| 80/89 | F/Series | E4TZ 1440-B | Without aft fuel tank | 1 |
| Consists of | | | | |
| | 1-E0TA 1A375-BB | Spacer | 1-N606323-S2 | Bolt |
| | 1-E0TA 1386-AA | Lock assy. | 1-N620467-S7 | Nut |
| | 1-E8TZ 1405-A | Support | 4-N620482-S2 | Bolt |
| | 1-E2TZ 1408-C | Bolt | 1-N620483-S2 | Nut |
| | 1-E4TZ 1443-B | Channel | 1-N623334-S53MT | Nut |
| | 1-E0TZ 1448-A | Bolt | 1-N805270-S426 | Nut |
| | 1-E9TZ 1474-A | Retainer | 1-N801503-S2 | Nut |
| | 1-E8TZ 1497-A | Support | 1-N801670-S100 | Nut |
| | 4-N605801-S2 | Bolt | 1-N803587-S2 | Bolt |
| | 1-N605933-S2 | Bolt | 1-I.S.-5309 | Inst. sheet |
| 83/89 | R — 7 ft. box (Styleside) | E3TZ 1440-A | In box carrier side mounted | 1 |
| Consists of | | | | |
| | 1-D8TZ 1386-A | Lock assy. | 9-★N620481-S2 | Nut (M8 x 1.25) |
| | 1-E3TZ 1405-D | Support | 0-N801310-S100 | (AM-18-MA)Alternate |
| | 1-E3TZ 1407-E | Reinforcement | 1-★W623485-S2 | Nut (Push-on 12mm) |
| | 1-E0TZ 1424-B | Plate | 6-N801010-S40 | (AB-202-E)Screw (M8 x 1.25 x 25.0) |
| | 1-★E37J 1424-AA | Plate | 1-N802031-S2 | (AB-306-J) Bolt (M12 x 1.75 x 1.50) |
| | 1-E3TZ 1462-A | Nut assy. | 1-Installation Sketch | |
| 83/89 | R — 6 ft. box (Styleside) | E3TZ 1440-B | In box carrier side mounted | 1 |
| Consists of | | | | |
| | 1-D8TZ 1386-A | Lock assy. | 10-★N620481-S2 | Nut (M8 x 1.25) |
| | 1-E3TZ 1405-D | Support | 0-N801310-S100 | (AM-18-MA)Alternate |
| | 1-E3TZ 1407-F | Reinforcement | 1-★W623485-S2 | Nut (Push-on 12mm) |
| | 1-E0TZ 1424-B | Plate | 5-N801010-S40 | (AB-202-E)Screw (M8 x 1.25 x 25.0) |
| | 1-★E37J 1424-AA | Plate | 1-N802031-S2 | (AB-306-J) Bolt (M12 x 1.75 x 1.50) |
| | 1-E3TZ 1A457-C | Extension | 1-Installation Sketch | |
| | 1-E3TZ 1462-A | Nut assy. | | |
| 1443 CHANNEL (SPARE WHEEL CARRIER) | | | | |
| 80/82 | F100/350 — frame mounted carrier (except slide out) with aft axle tank | ★ E0TZ 1443-C r/bMat 83051 | | 1 |
| 83/ | F100/350 — frame mounted carrier (except slide out) | E4TZ 1443-A | W/o AFT axle tank—approx. 43 1/2" long | 1 |
| 83/ | F100/350 — frame mounted carrier (except slide out) with aft tank | E4TZ 1443-B | Approx. 49" long | 1 |
| 80/ | F100/350 — frame mounted carrier (except slide out) without aft axle tank | ★ E0TZ 1443-D r/bMAT 83052 | | 1 |
| 80/82 | F100/350 — slide out carrier | ★ D3TZ 1443-A | W/15" wheels only | 1 |
| | | ★ D3TZ 1443-D | W/16" & 16.5" wheels only | 1 |
| 83/ | R | E3TZ 1443-A | | 1 |
| 80/ | F150 — 4/W/D frame mounted spare w/aft axle tank w/10 x 15 tires | ★ N801784-S100 | (AB-317-JB)—bolt (channel to frame)—M14 x 2.0 x 265 spherical head | 1 |
| 80/ | F250/350 — frame mounted spare w/aft axle tank w/16.5 x 6.75 wheel | | | 1 |
| 1448 BOLT (SPARE WHEEL MOUNTING) — Also refer to group 1408 | | | | |
| 80/ | F150 — 4/W/D frame mounted spare w/aft axle tank w/o 10 x 15 tires | ★ N801783-S100 r/bE4TZ 1408-C | (AB-317-H)—bolt (channel to frame)—M14 x 2.0 x 243 spherical head | 1 |
| 80/ | F250/350 — frame mounted spare w/aft axle tank w/o 16.5 x 6.75 wheel | | | 1 |
| 80/ | F100/150 — frame mounted spare w/o aft axle tank w/o P195-P225 x 15 tires | ★ N801136-S100 r/bE4TZ 1408-D | (AB-317-E)—bolt (channel to frame)—M14 x 2.0 x 340 spherical head | 1 |
| 80/ | F250/350 — frame mounted spare w/o aft axle tank exc. chassis cab | | | 1 |



BUY IT NOW!

Click Here To Order



1980/89 LIGHT TRUCK

SECTION 11 45

| YEAR | MODEL/RESTRICTIONS | PART NUMBER | DESCRIPTION | QTY. |
|---|---|-----------------------------------|---|------|
| 1448 BOLT (SPARE WHEEL MOUNTING) — Also refer to group 1408 — Cont'd | | | | |
| 80/ | F100/150 — frame mounted spare w/o aft axle tank w/P195-P225 x 15 tires | ★ N801133-S100 r/b E2TZ 1408-C | (AB-317-DD)—bolt (channel to frame)—M14 x 2.0 x 300 spherical head | 1 |
| 80/ | F350 — chassis cab w/frame mounted spare w/o aft axle tank | | | 1 |
| 80/ | F100/250 — frame mounted spare | ★ N801147-S53MT | (AM-50-G)—U-nut (channel to frame)—M14 x 2.0 | 1 |
| 80/ | F350 — frame mounted spare exc. chassis cab | r/b N805270-S56 | | 1 |
| 80/86 | F350 — chassis cab w/frame mounted spare | N801146-S53MT | (AM-50-H)—U-nut (channel to frame)—M14 x 2.0 | 1 |
| 87 | F350 — chassis cab w/frame w/frame mounted spare | N801670-S100 | (AM-544)—U-nut fing.—M14 x 20 (channel to frame) | 1 |
| 80/ | F100/350 — frame mounted spare | ★ N801131-S52 | (AM-110-E)—nut (channel to frame)—M14 x 2.0 | 1 |
| 84 | B — swing-away carrier | E4TZ 1448-B | M12 x 1.75 x 240 — hook | 1 |
| 85 | B — swing-away carrier | E5TZ 1448-A | M12 x 1.75 x 186.5 | 1 |
| 80/ | E100/350 — floor mounted | C9ZZ 1448-B | 1/2"–13 x 6 1/4" long | 1 |
| 80/ | E100/350 — side mounted (exc. Super Van) | D5DZ 1448-C | 1/2"–13 x 9 11/32" long | 1 |
| 80/ | E100/350 — side mounted (Super Van) | D9UZ 1448-A | J type—1/2"–13 x 7" long | 1 |
| 80/ | E100/350 — side mounted with spare wheel lock | D7UZ 1448-A | Spare wheel locking rod — 16 21/32" long | |
| 80/ | F100/250 — frame mounted spare | E0TZ 1448-C | M10 x 1.5 x 141.5 pan head shoulder bolt | 1 |
| 80/ | F350 — frame mounted spare w/single rear wheels | | | 1 |
| 80/ | F350 — frame mounted spare w/dual rear wheels | ★ E0TZ 1448-B r/b E0TZ 1448-C | M10 x 1.5 x 81 pan head shoulder bolt | 1 |
| 80/ | U150 — swing away carrier | D8TZ 1448-B | 1/2"–13 x 8 1/2" "J" type | 1 |
| 80/ | F100/350 — frame mounted spare | W623484-S52 | (AM-89-E)—push-on nut (1448 to 1443 channel)—M10 | 2 |
| 1453 BRACKET (FRAME TO SPARE WHEEL CARRIER) | | | | |
| 80/ | E100/350 | D5UZ 1453-A | | 1 |
| 1A457 EXTENSION (SPARE WHEEL CARRIER SUPPORT) | | | | |
| 80/ | F100/350 — in box carrier | E0TZ 1A457-A | | 1 |
| 83/89 | R — in box carrier | E3TZ 1A457-C | | 1 |
| | | N606688-S2 | (AB-58-G)—screw & washer (extension to body)—M8 x 1.25 x 23.0 hex. head pilot | 1 |
| | | N620481-S2 | (AM-18-M)—nut (extension to body)—M8 hex. locking | 1 |
| 1462 NUT (SPARE WHEEL MOUNTING) | | | | |
| 84/ | A,B — inside mounted spare | E4TZ 1462-A | Wing — M12 x 1.75 | 1 |
| 84/ | B — swing-away carrier | E4TZ 1462-B | Wing — M12 x 1.75 | 1 |
| 80/ | E100/350 — inside spare mounted | C8AZ 1462-B | Wing — 1/2"–13 | 1 |
| 80/ | E100/350 — side mounted with spare wheel lock | D5UZ 1462-A | Retainer — 7/16"–14 | 1 |
| 80/ | E100/350 — outside mounted spare | D8TZ 1462-A | 1/2"–13 | 1 |
| 80/ | F100/350 — in box carrier exc. lock group | C8AZ 1462-B | Wing — 1/2"–13 | 1 |
| 80/82 | F100/350 — in box carrier w/lock group "Before 3/82" | D8TZ 1462-A | 1/2"–13 | 1 |
| 82/ | F100/350 — in box carrier w/lock group "From 3/82" | E3TZ 1462-A | M12 x 1.75 | 1 |
| 83/89 | R — in box carrier | E3TZ 1462-A | M12 x 1.75 | 1 |
| 80/ | U150 — inside mounted spare exc. lock group | C8AZ 1462-B | Wing — 1/2"–13 | 1 |
| 80/ | U150 — swing-away carrier | D8TZ 1462-A | 1/2"–13 | 1 |
| 1A462 SUPPORT (SPARE WHEEL CARRIER) | | | | |
| 80/ | E150/350 — Super Van | D8UZ 1A462-A | | 1 |



BUY IT NOW!

Click Here To Order



COPYRIGHT © 1994 — FORD MOTOR COMPANY — DEARBORN, MICHIGAN

FINAL ISSUE

1980/89 LIGHT TRUCK

| YEAR | MODEL/RESTRICTIONS | PART NUMBER | DESCRIPTION | QTY. |
|---|---|----------------------------------|--|------|
| 1469 SUPPORT ASSY. (SPARE WHEEL CARRIER) | | | | |
| 84/87 | B -- swing-away carrier | E4TZ 1469-B | | 1 |
| 84/87 | B -- swing-away carrier | N800665-S | (AE-9-A)-Bumper | 1 |
| 88/ | B -- swing-away carrier | E8TZ 1469-B | | 1 |
| 80/87 | U150 -- swing-away carrier | ★ E0TZ 1469-A | r/b F2TZ 1469-A | 1 |
| 80/83 | | N611196-S39 | (AU-51-H)-bolt (support to body)-M8 x 1.25 x 25 hex. washer tapping | 2 |
| 88/ | U150 -- swing-away carrier | ★ E8TZ 1469-A r/b Mat 92000 | | 1 |
| 84/85 | U150 -- swing-away carrier "Before 4/85" | N800665-S | (AE-9-A)-Bumper | 1 |
| 85/ | U150 -- swing-away carrier "From 4/85" | N803514-S | (AE-14)-Bumper | 1 |
| 1A470 PLATE ASSY. (SPARE WHEEL CARRIER ANCHOR) | | | | |
| 84/ | B -- inside mounted spare | E4TZ 1A470-A | | 1 |
| 84/ | B -- swing-away carrier | E4TZ 1A470-B | | 1 |
| 80/ | U150 -- swing-away carrier | E0TZ 1A470-A | | 1 |
| 1474 RETAINER (SPARE WHEEL) | | | | |
| 84/ | B | E4TZ 1474-C | Mounting bracket | 1 |
| 84/ | B | E4TZ 1474-B | Roll pin | 1 |
| 80/89 | F100/150 -- frame mounted spare "Before 12/88" | ★ E0TZ 1474-A r/b E9TZ 1474-A | | 1 |
| 80 | F250/350 -- frame mounted spare "Before 4/80" | | | 1 |
| 80/89 | F250/350 -- frame mounted spare "From 4/80 to 2/88" | ★ E0TZ 1474-B r/b E9TZ 1474-A | | 1 |
| 89 | F150/350 -- frame mounted spare "From 2/88" | E9TZ 1474-A | | 1 |
| 80/ | F100/350 -- frame mounted spare | N623334-S53MT | (AM-61-F)-U-nut (retainer to frame)-M10 x 1.5 | 1 |
| 1A477 SLEEVE (SPARE WHEEL CARRIER ARM) | | | | |
| 84/87 | B -- swing-away carrier | E4TZ 1A477-A | | 1 |
| 88/ | B -- swing-away carrier | E8TZ 1A477-B | | 1 |
| 80/ | U150 -- swing-away carrier | E8TZ 1A477-A | | 1 |
| 1478-9 HINGE (SPARE WHEEL CARRIER) | | | | |
| 84/88 | B -- swing-away carrier "Before 6/88" | E4TZ 1478-A | Upper | 1 |
| | | E4TZ 1478-B | Lower | 1 |
| 88/ | B -- swing-away carrier "From 6/88" | E8TZ 1478-A | Upper | 1 |
| | | E8TZ 1478-B | Lower | 1 |
| 80/86 | U150 -- swing-away carrier | ★ E0TZ 1478-A | Upper | 1 |
| | | ★ E0TZ 1479-A | Lower | 1 |
| 87/ | U150 -- swing-away carrier | E7TZ 1478-A | Upper | 1 |
| | | E7TZ 1479-A | Lower | 1 |
| 83/ | R | ★ E3TZ 1478-A | r/b F0TZ 1478-A | 1 |
| | | N611196-S39 | (AU-51-H)-bolt (hinge to body)-M8 x 1.25 x 25 hex. washer tapping | 8 |
| 1487 PIN (SPARE WHEEL CARRIER HINGE) | | | | |
| 84/ | B -- swing-away carrier | E4TZ 1487-A | | 2 |
| 80/ | U150 -- swing-away carrier | D8TZ 1487-A | | 1 |
| 1489 RETAINER (SPARE WHEEL CARRIER BOLT) | | | | |
| 80/ | E100/150 | D9TZ 1489-A | Outside mounted spare | 1 |
| 1497 SUPPORT (SPARE WHEEL CARRIER STOP BAR) | | | | |
| 80/ | F150 -- 4/W/D F250/350 -- reg. & super cab, w/slide out carrier | E8TZ 1497-A | | 1 |
| 84/ | Wheel only | ★ N606323-S2 | (AB-305-C)-bolt (1497 to 1405)-M8-3.0 x 30 | 1 |
| | | N620467-S7 | (AM-5-K)-nut (1497 to 1405)-M8-3.0 | 1 |
| | | N605933-S2 | (AB-116-K)-bolt (1497 to frame)-M12-1.75 x 30 | 1 |
| | | N620483-S2 | (AM-5-VM)-nut (1497 to frame)-M12-1.75 | 1 |



BUY IT NOW!

Click Here To Order



HOW TO UTILIZE FRONT HUB AND ROTOR PARTS LIST
FOR 2/W/D VEHICLES

- Select appropriate parts list number from the Model Application Chart shown below
- Refer to the Parts List (starting on page 2) for the following items:

| | | | |
|------|-------------------|------|--|
| 1012 | Nut-hub | 1190 | Retainer-front wheel grease (sketch T4C) |
| 1102 | Hub & rotor assy. | 1195 | Washer-front hub outer bearing (sketch T4C) |
| 1107 | Bolt-hub | 1201 | Cone & roller assy.-front wheel inner bearing (sketch T4C) |
| 1120 | Nut-hub | 1202 | Cup-front wheel inner bearing |
| 1131 | Grease cap-hub | 1216 | Cone & roller assy.-front wheel outer bearing (sketch T4C) |
| | | 1217 | Cup-front wheel outer bearing |

For 4/W/D vehicles determine front axle I.D. number and refer to Section 30

MODEL APPLICATION CHART FOR FRONT HUBS, DRUMS & RELATED PARTS

For Rear Hubs, Drums etc., refer to Section 11.2

| MODEL | BRAKE SIZE (INCHES) | YEAR | WHEEL | | PARTS LIST No. ● |
|--|------------------------|-------|--------|-------|------------------------|
| | | | †SPOKE | ‡DISC | |
| Notes: † Size shown ‡ Number of holes for mounting studs shown ● Parts Lists start on page 2 ▲ Refer to Section 30 (Front axle parts list) | | | | | |
| A | Disc | 86/ | | 5 | 13 |
| A -- All Wheel Drive | Disc | 89 | | 5 | ▲ |
| B -- 2/W/D | Disc | 86/ | | 5 | 13 |
| B -- 4/W/D | Disc | 84/ | | 5 | ▲ |
| E100/150 | Disc | 80/ | | 5 | 15 |
| E250 -- "Before 11/80" | Disc | 80/81 | | 8 | 7 |
| E250 -- "From 11/80" | Disc | 81/85 | | 8 | 3 |
| E250 | Disc | 86/ | | 8 | 14 |
| E350 -- w/single rear wheels -- "Before 11/80" | Disc | 80/81 | | 8 | 8 |
| E350 -- w/single rear wheels -- "From 11/80" | Disc | 81/ | | 8 | 14 |
| E350 -- w/dual rear wheels -- "Before 11/80" | Disc | 80/81 | | 8 | 9 |
| E350 -- w/dual rear wheels -- "From 11/80 to 1/84" | Disc | 81/84 | | 8 | 5 |
| E350 -- w/dual rear wheels -- "From 1/84" | Disc | 84/ | | 8 | 12 |
| F100 -- w/manual brakes | Disc | 80/83 | | 5 | 15 |
| F100 -- w/power brakes and 4600-4700 G.V.W. | Disc | 80/83 | | 5 | 6 |
| F100 -- w/power brake and 5000-5100 G.V.W. | Disc | 80/ | | 5 | 15 |
| F150 -- 2/W/D | | | | | |
| F150/350 -- 4/W/D | Disc | 80/ | | 5-8 | ▲ |
| F250 -- 2/W/D w/single piston brakes | Disc | 80/85 | | 8 | 2 |
| F250 -- Standard-2/W/D w/dual piston brakes | Disc | 80/85 | | 8 | 3 |
| F250 H/Duty, F350 S/R/W -- w/dual piston brakes | Disc | 80/ | | 8 | 14 |
| F350 -- 2/W/D w/dual rear wheels -- "Before 1/84" | Disc | 80/84 | | 8 | 5 |
| F350 -- w/dual rear wheels -- "From 1/84" | Disc | 84/ | | 8 | 12 |
| F(Super Duty), F53/59 | Disc | 88/ | | 10 | 16 |
| R -- 2/W/D | Disc | 83/84 | | 5 | 11 |
| R -- 2/W/D | Disc | 85/ | | 5 | 13 |
| R -- 4/W/D | Disc | 83/ | | 5 | ▲ |
| U150 | Disc | 80/ | | 5 | ▲ |



BUY IT NOW!
Click Here To Order



1980/89
LIGHT TRUCK

| QTY. | PART NUMBER | DESCRIPTION | QTY. | PART NUMBER | DESCRIPTION |
|------|-------------|-------------|------|-------------|-------------|
|------|-------------|-------------|------|-------------|-------------|

FRONT HUB and ROTOR PARTS LISTS

| PARTS LIST NO. 2 | | | PARTS LIST NO. 7 | | |
|------------------|-----------------|--|------------------|-----------------|--|
| 2 | E0TZ 1102-B | Hub and rotor assy. | 2 | D6TZ 1102-B | Hub & rotor assy. |
| 16 | D3TZ 1107-E | Bolt (R.H. and L.H. hub) | 16 | D2TZ 1107-B | Bolt (R.H. & L.H. hub) |
| 2 | LF 1131-B | Grease cap-hub | 2 | C8TZ 1131-C | Grease cap (hub) |
| 2 | E3TZ 1190-D | Grease retainer & gasket-r/b E6TZ 1190-A | 2 | D5UZ 1190-A | Grease retainer |
| 2 | D3TZ 1195-B | Washer | 2 | ★B 1195 | Washer |
| 2 | DOAZ 1201-A | Bearing (inner) | 2 | 8A 1202 | Cup (outer bearing) |
| 2 | DOAZ 1202-B | Cup (inner bearing) | 2 | C8TZ 1216-A | Bearing (outer) |
| 2 | ★DOAZ 1216-A | Bearing (outer) | 2 | C9AZ 4221-A | Bearing (inner) |
| | r/b E7TZ 1216-A | | 2 | C9AZ 4222-A | Cup (inner bearing) |
| 2 | DOAZ 1217-B | Cup (outer bearing) | 2 | 72071-S | (N-54)-Cotter pin-1/8" x 1 1/2" |
| 2 | 72071-S | (N-54)-Cotter pin-1/8" x 1 1/2" | 2 | 374504-S100 | (MM-38-C)-Nut (spindle)-3/4"-16 |
| 2 | 374504-S100 | (MM-38-C)-Nut (spindle)-3/4"-16 | 2 | 374536-S | (MM-304-A)-Nut retainer-49/64" I.D. x 1 1/16" O.D. |
| 2 | 374536-S | (MM-304-A)-Nut retainer-49/64" I.D. x 1 1/16" O.D. | | | |
| PARTS LIST NO. 3 | | | PARTS LIST NO. 8 | | |
| 2 | ★E0TZ 1102-E | Hub and rotor assy.-r/b E0TZ 1102-K | 2 | D6TZ 1102-C | Hub & rotor assy. |
| 16 | D2TZ 1107-B | Bolt (R.H. and L.H. hub) | 16 | ★D2TZ 1107-C | Bolt (R.H. & L.H. hub) |
| 2 | C8TZ 1131-C | Grease cap-hub | | r/b E4TZ 1107-A | |
| 2 | E7TZ 1190-B | Grease retainer & gasket | 2 | C8TZ 1131-C | Grease cap (hub) |
| 2 | D3TZ 1195-B | Washer | 2 | D5UZ 1190-A | Grease retainer |
| 2 | 8A 1202 | Cup (outer bearing) | 2 | ★B 1195 | Washer |
| 2 | C8TZ 1216-A | Bearing (outer) | 2 | 8A 1202 | Cup (outer bearing) |
| 2 | C9AZ 4221-A | Bearing (inner) | 2 | C8TZ 1216-A | Bearing (outer) |
| 2 | C9AZ 4222-A | Cup (inner bearing) | 2 | C9AZ 4221-A | Bearing (inner) |
| 2 | 72071-S | (N-54)-Cotter pin-1/8" x 1 1/2" | 2 | C9AZ 4222-A | Cup (inner bearing) |
| 2 | 374504-S100 | (MM-38-C)-Nut (spindle)-3/4"-16 | 2 | 72071-S | (N-54)-Cotter pin-1/8" x 1 1/2" |
| 2 | 374536-S | (MM-304-A)-Nut retainer-49/64" I.D. x 1 1/16" O.D. | 2 | 374504-S100 | (MM-38-C)-Nut (spindle)-3/4"-16 |
| | | | 2 | 374536-S | (MM-304-A)-Nut retainer-49/64" I.D. x 1 1/16" O.D. |
| PARTS LIST NO. 5 | | | PARTS LIST NO. 9 | | |
| 2 | ★E0TZ 1102-D | Hub and rotor assy.-r/b E0TZ 1102-L | 2 | ★D5TZ 1104-J | Hub |
| 16 | E0TZ 1107-D | Bolt (R.H. and L.H. hub) | 16 | E0TZ 1107-D | Bolt (R.H. & L.H. hub) |
| 2 | D6TZ 1111-A | Rotor | 2 | D6TZ 1111-A | Rotor |
| 2 | C8TZ 1131-C | Grease cap-hub | 2 | C8TZ 1131-C | Grease cap (hub) |
| 2 | E7TZ 1190-B | Grease retainer & gasket | 2 | D5UZ 1190-A | Grease retainer |
| 2 | D3TZ 1195-B | Washer | 2 | ★B 1195 | Washer |
| 2 | 8A 1202 | Cup (outer bearing) | 2 | 8A 1202 | Cup (outer bearing) |
| 2 | C8TZ 1216-A | Bearing (outer) | 2 | C8TZ 1216-A | Bearing (outer) |
| 2 | C9AZ 4221-A | Bearing (inner) | 2 | C9AZ 4221-A | Bearing (inner) |
| 2 | C9AZ 4222-A | Cup (inner bearing) | 2 | C9AZ 4222-A | Cup (inner bearing) |
| 2 | 72071-S | (N-54)-Cotter pin-1/8" x 1 1/2" | AR | ★43090-S2 | (B-228-J)-Bolt-att. rotor to hub |
| 2 | 374504-S100 | (MM-38-C)-Nut (spindle)-3/4"-16 | AR | ★372408-S37 | (XX-190-D)-washer-att. rotor to hub |
| 2 | 374536-S | (MM-304-A)-Nut retainer-49/64" I.D. x 1 1/16" O.D. | 2 | 72071-S | (N-54)-Cotter pin-1/8" x 1 1/2" |
| | | | 2 | 374504-S | (MM-38-C)-Nut (spindle)-3/4"-16 |
| | | | 2 | 374536-S | (MM-304-A)-Nut retainer-49/64" I.D. x 1 1/16" O.D. |
| PARTS LIST NO. 6 | | | | | |
| 2 | E0TZ 1102-A | Hub & rotor assy. | | | |
| 10 | E5TZ 1107-A | Bolt (R.H. & L.H. hub) | | | |
| 2 | LF 1131-B | Grease cap-hub | | | |
| 2 | E3TZ 1190-D | Grease retainer & gasket-r/b E6TZ 1190-A | | | |
| 2 | D3TZ 1195-B | Washer | | | |
| 2 | DOAZ 1201-A | Bearing (inner) | | | |
| 2 | DOAZ 1202-B | Cup (inner bearing) | | | |
| 2 | ★DOAZ 1216-A | Bearing (outer) | | | |
| | r/b E7TZ 1216-A | | | | |
| 2 | DOAZ 1217-B | Cup (outer bearing) | | | |
| 2 | 72071-S | (N-54)-Cotter pin-1/8" x 1 1/2" | | | |
| 2 | 374504-S100 | (MM-38-C)-Nut (spindle)-3/4"-16 | | | |
| 2 | 374536-S | (MM-304-A)-Nut retainer-49/64" I.D. x 1 1/16" O.D. | | | |



BUY IT NOW!

Click Here To Order



1980/89 LIGHT TRUCK

| QTY. | PART NUMBER | DESCRIPTION | QTY. | PART NUMBER | DESCRIPTION |
|------|-------------|-------------|------|-------------|-------------|
|------|-------------|-------------|------|-------------|-------------|

FRONT HUB and ROTOR PARTS LISTS — Cont'd

| PARTS LIST NO. 11 | | | PARTS LIST NO. 14 | | | |
|-------------------|-----------------|--|-------------------|-------------------|---|--|
| 2 | E3TZ 1102-A | Hub & rotor assy. | 2 | ★E0TZ 1102-C | Hub & rotor assy.—1980/85 r/b E0TZ 1102-J | |
| 10 | E3TZ 1107-A | Bolt (R.H. & L.H. hub) | 2 | E7TZ 1102-C | Hub & rotor assy.—1986/ | |
| 2 | LF 1131-B | Grease cap (hub) | 16 | ★D2TZ 1107-C | Bolt (R.H. & L.H. hub) | |
| 2 | ★C8AZ 1190-A | Grease retainer | r/b | E4TZ 1107-A | | |
| | r/b E6DZ 1249-A | | 2 | C8TZ 1131-C | Grease cap (hub) | |
| 2 | E5TZ 1190-A | Grease retainer | "From 6/82" | 2 | E7TZ 1190-B | Grease retainer & gasket |
| 2 | D3TZ 1195-B | Washer | "Before 7/83" | 2 | D3TZ 1195-B | Washer |
| 2 | E4TZ 1195-A | Washer | "From 7/83" | 2 | 8A 1202 | Cup (outer bearing) |
| 2 | E0ZZ 7F431-B | Bearing assy. (inner) | | 2 | C8TZ 1216-A | Bearing (outer) |
| 2 | B5A 1201-A | Bearing (inner) | | 2 | C9AZ 4221-A | Bearing (inner) |
| 2 | B5A 1202-A | Cup (inner bearing) | | 2 | C9AZ 4222-A | Cup (inner bearing) |
| 2 | E0ZZ 7F431-A | Bearing assy. (outer) | | 2 | 72071-S | (N-54)—Cotter pin—1/8" x 1 1/2" |
| 2 | B5A 1216-A | Bearing (outer) | | 2 | 374504-S100 | (MM-38-C)—Nut (spindle)—3/4"—16 |
| 2 | B5A 1217-B | Cup (outer bearing) | | 2 | 374536-S | (MM-304-A)—Nut retainer—49/64" I.D. x 1 1/16" O.D. |
| 2 | 72071-S | (N-54)—Cotter pin—1/8" x 1 1/2" | | PARTS LIST NO. 15 | | |
| 2 | 374504-S100 | (MM-38-C)—Nut (spindle)—3/4"—16 | | 2 | E6TZ 1102-A | Hub & rotor assy. |
| 2 | 374536-S | (MM-304-A)—Nut retainer—49/64" I.D. x 1 1/16" O.D. | | 10 | D3TZ 1107-E | Bolt (R.H. & L.H. hub) |
| PARTS LIST NO. 12 | | | | 2 | LF 1131-B | Grease cap (hub) |
| 2 | ★E7TZ 1102-D | Hub & rotor assy. | | 2 | E6TZ 1190-A | Grease seal |
| | r/b F4UJ 1102-F | | | 2 | D3TZ 1195-B | Washer |
| 16 | E4TZ 1107-A | Bolt (R.H. & L.H. hub)—9/16"—18 x 2.51" | | 2 | DOAZ 1201-A | Bearing (inner) |
| 2 | C8TZ 1131-C | Grease cap (hub) | | 2 | DOAZ 1202-B | Cup (inner bearing) |
| 2 | E7TZ 1190-B | Grease retainer & gasket | | 2 | ★DOAZ 1216-A | Bearing (outer) |
| 2 | D3TZ 1195-B | Washer | | r/b | E7TZ 1216-A | |
| 2 | 8A 1202 | Cup (outer bearing) | | 2 | DOAZ 1217-B | Cup (inner bearing) |
| 2 | C8TZ 1216-A | Bearing (outer) | | 2 | 72071-S | (N-54)—Cotter pin—1/8" x 1 1/2" |
| 2 | C9AZ 4221-A | Bearing (inner) | | 2 | 374504-S100 | (MM-38-C)—Nut (spindle)—3/4"—16 |
| 2 | C9AZ 4222-A | Cup (inner bearing) | | 2 | 374536-S | (MM-304-A)—Nut retainer—49/64" I.D. x 1 1/16" O.D. |
| 2 | 72071-S | (N-54)—Cotter pin—1/8" x 1 1/2" | | PARTS LIST NO. 16 | | |
| 2 | 374504-S100 | (MM-38-C)—Nut (spindle)—3/4"—16 | | 2 | E8TZ 1104-A | Hub assy. |
| 2 | 374536-S | (MM-304-A)—Nut retainer—49/64" I.D. x 1 1/16" O.D. | | AR | E8TZ 1107-A | Bolt (torque screw)—rotor to hub |
| PARTS LIST NO. 13 | | | | AR | E8TZ 1107-B | Stud — wheel |
| 2 | E3TZ 1102-A | Hub & rotor assy. (Aerostar/Ranger) | | 2 | E8TZ 1125-A | Rotor |
| 2 | ★E8TZ 1102-A | Hub & rotor assy. (Bronco II) | | 2 | C8TZ 1131-C | Grease cap — hub |
| | r/b F2TZ 1102-A | | | 2 | E7TZ 1190-B | Grease retainer & gasket (F—Super Duty) |
| 10 | E3TZ 1107-A | Bolt (R.H. & L.H. hub) | | 2 | E7TZ 1190-B | Grease retainer & gasket (F53/59) |
| 2 | LF 1131-B | Grease cap (hub) | | 2 | D3TZ 1195-B | Washer (F—Super Duty) |
| 2 | E5TZ 1190-A | Grease retainer | | 2 | E7TZ 1195-A | Washer (F53/59) |
| 2 | E4TZ 1195-A | Washer | | 2 | 8A 1202 | Cup (outer bearing) |
| 2 | E0ZZ 7F431-B | Bearing assy. (inner) | | 2 | C8TZ 1216-A | Bearing (outer) |
| 2 | B5A 1201-A | Bearing (inner) | | 2 | C9AZ 4221-A | Bearing (inner) |
| 2 | B5A 1202-A | Cup (inner bearing) | | 2 | C9AZ 4222-A | Cup (inner bearing) |
| 2 | E0ZZ 7F431-A | Bearing assy. (outer) | | 2 | 72071-S | (N-54)—Cotter pin—1/8" x 1 1/2" |
| 2 | B5A 1216-A | Bearing (outer) | | 2 | 374504-S100 | (MM-38-C)—Nut (spindle)—3/4"—16 |
| 2 | B5A 1217-B | Cup (outer bearing) | | 2 | 374536-S | (MM-304-A)—Nut retainer—49/64" I.D. x 1 1/16" O.D. |
| 2 | 72071-S | (N-54)—Cotter pin—1/8" x 1 1/2" | | | | |
| 2 | 374504-S100 | (MM-38-C)—Nut (spindle)—3/4"—16 | | | | |
| 2 | 374536-S | (MM-304-A)—Nut retainer—49/64" I.D. x 1 1/16" O.D. | | | | |

100% SATISFACTION GUARANTEED

BUY IT NOW!

Click Here To Order

MASTER PARTS AND ACCESSORIES ILLUSTRATION CATALOG
FORM FPS 8472-B
FORD PARTS AND SERVICE DIVISION
GENERAL INSTRUCTIONS

This Ford Truck Master Parts Catalog contains parts illustrations for truck series E100/350, F100/350, F53-Stripped Chassis (Motor Home), F59-Stripped Chassis (Commercial), F (Super Duty) and U150 as well as the Aerostar (A-Series), Bronco II (B-Series) and the Ranger (R-Series) for model years 1980/ for U.S. and Canadian built vehicles.

Use this Illustration Catalog in conjunction with the Text Catalog, Form FPS 8472-A.

For greater convenience this catalog is divided into specific sections, such as brakes, front suspension, engine, transmission, etc. For example, FRONT SUSPENSION appears in Section 30, STEERING in Section 36, REAR AXLE in Section 40, etc.

A separate catalog which contains the text or descriptive information for the same model years is available as Form FPS 8472-A. The Text Catalog is divided into sections also and like parts are shown under similar section numbers in both the Text and Illustration Catalogs.

A listing of Ford group numbers and their related section numbers appears in the General Information Section of the text catalog, Form FPS 8472-A.

Illustrations contain group numbers only, therefore, it is necessary to refer to the group within the text catalog listing for complete applicable part number.

Please Note:

Illustrations shown per this publication are to be used for text part number basic identification only.

The various parts illustrated in this publication (FPS 8472-B) are drawn for multiple vehicle applications and therefore "typical" to the actual part(s) they represent. Consequently, exact detail, measurements and configurations of the actual part cannot be shown for each illustration printed.

Refer to the various SHOP MANUAL type of publications for part removal, specifications, torque and replacement procedures.

The driver's side is the left hand side of the vehicle and determines whether such parts as fenders, lamps, etc. are right or left hand.

Model year application is indicated by showing the first year followed by a diagonal line to indicate continued usage in all subsequent years until the insertion of the last year of usage, which is shown after the diagonal line. If no diagonal line is shown, the part is applicable only to the year shown.

Example:

- 80/ indicates illustration used 1980 through subsequent models.
- 80/81 indicates illustration used 1980 through 1981 model years.
- 80 indicates illustration used 1980 model year only.

For Certification Label Data, Catalog Model Codes and Body Type Codes refer to the General Information Section of the text catalog, Form FPS 8472-A.

SYMBOLS COMMONLY USED IN THIS CATALOG

- ★ indicates Not Serviced-must be improvised or procured locally.

MODEL CODES

Truck models are listed throughout this catalog by truck series. A listing of series codes shown on the Certification Label is included in the General Information Section of the Text Catalog, Form FPS 8472-A. Refer to these codes to determine the series listed in this catalog. Model application is often consolidated as shown below:

Example: F100/350 means F100 thru F350 or F100, F150, F250 and F350, etc.



CHASSIS PARTS ILLUSTRATION INDEX

Following is a general index of the major groups shown in the Chassis and Body Parts Illustration Sections. For more specific information refer to the Index appearing in front of the Section number listed below:

| MAJOR GROUP | ● TABBED DIVIDER TITLE | INDEX SECTION |
|-------------------------------|--|---------------|
| Accelerator Linkage | Fuel | 90 |
| Accessories | Listed in their appropriate groups as identified in this index | |
| Air Cleaner | Fuel | 90 |
| Air Conditioner | Air Cond.-Heaters-Radios-Shock Absorbers | 180 |
| Alternator | Generator-Alternator-Starter-Distributor | 103 |
| Automatic Transmission | Automatic Transmission | A70 |
| Axle (Front) | Front Axle-Steering | 30 |
| Axle (Rear) | Rear Axle | 40 |
| Battery | Generator-Alternator-Starter-Distributor | 103 |
| Battery Carriers | Generator-Alternator-Starter-Distributor | 103 |
| Brake System | Wheel-Brake | 10 |
| Bumpers | Bumpers-Mirrors-Speedo. Cable-Tow Hooks-Wipers-Washers | 175 |
| Camshaft | Engine | 60 |
| Carburetor | Fuel | 90 |
| Carrier (Wheel) | Wheel-Brake | 10 |
| Clutch | Transmission-Clutch | 70 |
| Cooling System | Cooling-Grille | 80 |
| Coupling Shaft | Driveshaft-Coupling Shaft | 40 |
| Crankcase Vent System | Engine | 60 |
| Cylinder Block | Engine | 60 |
| Cylinder Head and Valves | Engine | 60 |
| Distributor | Generator-Alternator-Starter-Distributor | 103 |
| Driveshaft | Driveshaft-Coupling Shaft | 40 |
| Electrical | Generator-Alternator-Starter-Distributor | 103 |
| Electrical | Lamps-Wiring | 130 |
| Emission Control (Thermactor) | Fuel | 90 |
| Engine | Engine | 60 |
| Engine Supports | Engine | 60 |
| Exhaust System | Frames-Muffler-Exhaust | 50 |
| Fan | Cooling-Grille | 80 |
| Fenders | Fender-Hood | 160 |
| Frame | Frame-Muffler-Exhaust | 50 |
| Front Axle | Front Axle-Steering | 30 |
| Front Springs | Spring-Rear Suspension | 50 |
| Front Suspension | Front Axle-Steering | 30 |
| Fuel Filter | Fuel | 90 |
| Fuel Pump | Fuel | 90 |
| Fuel System | Fuel | 90 |
| Fuel Tank | Fuel | 90 |
| Gearshift Lever | Transmission-Clutch | 70 |
| Grille | Cooling-Grille | 80 |

● Applicable to Loose Leaf Catalogs only.

100% SATISFACTION GUARANTEED

BUY IT NOW!

Click Here To Order

PayPal American Express Discover MasterCard VISA

CHASSIS PARTS ILLUSTRATION — cont'd

| MAJOR GROUP | ● TABBED DIVIDER TITLE | INDEX SECTION |
|------------------------------|--|---------------|
| Heater | Air Cond.-Heaters-Radios-Shock Absorbers | 180 |
| Hood | Fender-Hood | 160 |
| Horn | Lamps-Wiring | 130 |
| Hubs | Wheel-Brake | 10 |
| Ignition System | Generator-Alternator-Starter-Distributor | 103 |
| Instrument Cluster | Generator-Alternator-Starter-Distributor | 103 |
| Lamps | Lamps-Wiring | 130 |
| Lever (Gearshift) | Transmission-Clutch | 70 |
| Manifolds | Fuel | 90 |
| Mirrors | Bumpers-Mirrors-Speedo. Cable-Tow Hooks- Wipers-Washers | 175 |
| Muffler | Frame-Muffler-Exhaust | 50 |
| Oil Pump | Engine | 60 |
| Piston and Connecting Rod | Engine | 60 |
| Pump (Fuel) | Fuel | 90 |
| Pump (Oil) | Engine | 60 |
| Pump (Water) | Cooling-Grille | 80 |
| Radiator | Cooling-Grille | 80 |
| Radios | Air Cond.-Heaters-Radios-Shock Absorbers | 180 |
| Rear Axle | Rear Axle | 40 |
| Rear Springs | Springs-Rear Suspension | 50 |
| Shaft (Coupling) | Driveshaft-Coupling Shaft | 40 |
| Shock Absorbers | Air Cond.-Heaters-Radios-Shock Absorbers | 180 |
| Spare Wheel Carrier | Wheel-Brake | 10 |
| Speedo. Cable | Bumpers-Mirrors-Speedo. Cable-Tow Hooks- Wipers-Washers | 175 |
| Springs | Springs-Rear Suspension | 50 |
| Stabilizer (Front) | Front Axle-Steering | 30 |
| Starter | Generator-Alternator-Starter-Distributor | 103 |
| Steering | Front Axle-Steering | 30 |
| Steering Wheel | Front Axle Steering | 30 |
| Suspension (Front) | Front Axle-Steering | 30 |
| Suspension (Rear) | Springs-Rear Suspension | 50 |
| Tank (Fuel) | Fuel | 90 |
| Tow Hooks | Bumpers-Mirrors-Speedo. Cable-Tow Hooks- Wipers-Washers | 175 |
| Thermostatic Choke Control | Fuel | 90 |
| Transfer Case | Transmission-Clutch | 70 |
| Transmission (Automatic) | Automatic Transmission | A70 |
| Transmission (Manual) | Transmission-Clutch | 70 |
| Valves, Push Rods and Covers | Engine | 60 |
| Voltage Regulator | Generator-Alternator-Starter-Distributor | 103 |
| Water Pump | Cooling-Grille | 80 |
| Wheels | Wheels-Brakes | 10 |
| Windshield Wiper and Washers | Bumpers-Mirrors-Speedo. Cable-Tow Hooks- Wipers-Washers | 175 |
| Wiring | Lamps-Wiring | 130 |

● Applicable to Loose Leaf Catalogs only.

1980/89 LIGHT TRUCK

ILLUSTRATION SECTION 10 A

INDEX

THIS INDEX SECTION INCLUDES THE FOLLOWING MAJOR GROUPS:

| | DESCRIPTION | SECTION | DESCRIPTION | SECTION |
|--|--|---------|------------------------|---------|
| | BRAKE BOOSTER INSTALLATION | 20 | BRAKE WHEEL CYLINDERS | 21 |
| | BRAKE BOOSTER PEDAL & MASTER CYL. INSTL. | 23 | FRONT AND REAR BRAKES | 21 |
| | BRAKE AND CLUTCH PEDALS | 75 | PARKING BRAKES | 26 |
| | BRAKE MASTER CYLINDERS | 21 | SPARE WHEEL CARRIERS | 10.1 |
| | BRAKE SYSTEMS | 20 | WHEELS, HUBS and DRUMS | 10 |

| YEAR 19__ | TITLE | MODEL | SECTION | PAGE | ILLUS. NO. |
|--------------|-------|-------|---------|------|------------|
|--------------|-------|-------|---------|------|------------|

A SERIES

| BRAKES | | | | | |
|----------------------|---|---|------|----|---------|
| 86/ | Brake and clutch pedals | A | 75 | 16 | P-18899 |
| 86/ | Disc brake system (1986/88) - Page A | A | 20 | 9 | P-18902 |
| | - Page B | A | 20 | 10 | P-18903 |
| | (1989) - w/anti-lock - Page A | A | 20 | 23 | P-21575 |
| | - Page B | A | 20 | 24 | P-21576 |
| | Brake assy. - disc front | A | 21 | 10 | P-18919 |
| | - rear drum | A | 21 | 7 | P-16378 |
| | Brake cylinder assy. - rear | A | 21 | 7 | P-16378 |
| | Brake master cylinder assy. | A | 21 | 12 | P-21890 |
| 86/ | Parking brake system | A | 26 | 4 | P-18924 |
| SPARE WHEEL CARRIERS | | | | | |
| 86/ | Jack stowage - refer to section 176 | A | | | |
| 86/ | Spare wheel stowage | | | | |
| | - inside vertical | A | 10.1 | 8 | P-18927 |
| | horizontal | A | 10.1 | 10 | P-18928 |
| | - outside rear underbody-exc. Extended Van & Wagon (1989)-Extended Van & Wagon | A | 10.1 | 10 | P-18970 |
| | | A | 10.1 | 12 | P-25534 |
| WHEELS | | | | | |
| 86/ | Hub cap and wheel cover - refer to text group 1130 | A | | | |

B SERIES

| BRAKES | | | | | |
|---------------------|--|---|------|----|---------|
| 84/ | Brake and clutch pedals - (1984) - Page A | B | 75 | 5 | P-17149 |
| | - Page B | B | 75 | 6 | P-17151 |
| | (1985/88) - Page A | B | 75 | 14 | P-18776 |
| | - Page B | B | 75 | 15 | P-18777 |
| | (1989) - Page A | B | 75 | 21 | P-21580 |
| | - Page B | B | 75 | 22 | P-21581 |
| 84/ | Disc brake system (1984/86) - Page A | B | 20 | 7 | P-17690 |
| | - Page B | B | 20 | 8 | P-17691 |
| | (1987/88) - Page A | B | 20 | 11 | P-19809 |
| | - Page B | B | 20 | 12 | P-19810 |
| | (1989) - anti-lock - Page A | B | 20 | 27 | P-21570 |
| | - Page B | B | 20 | 28 | P-21571 |
| | Brake assy. - disc front - single piston | B | 21 | 8 | P-17159 |
| | - rear drum | B | 21 | 7 | P-16378 |
| | Brake cylinder assy. - rear | B | 21 | 9 | P-16378 |
| | Brake master cylinder assy. (1984/85) (1986/) | B | 21 | 6 | P-6999 |
| | | B | 21 | 12 | P-25812 |
| 84/ | Parking brake system (1984/88) | B | 26 | 3 | P-17117 |
| | (1989) | B | 26 | 7 | P-21574 |
| 85 | Vacuum Pump, Mounting Brackets etc. - Refer to Section 103 | B | | | |
| SPARE WHEEL CARRIER | | | | | |
| 84/ | - inside | B | 10.1 | 8 | P-17750 |
| | (1984/87) - swing away | B | 10.1 | 9 | P-18154 |
| | (1988/) - swing away | B | 10.1 | 11 | P-21959 |

BUY IT NOW!

Click Here To Order

COPYRIGHT © 1994 - FORD MOTOR - DEARBORN, MICHIGAN
COMPANY

Final Issue

INDEX

| YEAR 19__ | TITLE | MODEL | SECTION | PAGE | ILLUS. NO. |
|--------------|-------|-------|---------|------|------------|
|--------------|-------|-------|---------|------|------------|

B SERIES – Cont'd

| WHEELS | | | | | |
|--------|--|---|------|---|---------|
| 84/ | Front driving axle hub lock parts | B | 30.1 | 3 | P-17893 |
| 84/ | Hub cap and wheel cover – refer to text group 1130 | B | | | |

E SERIES

| BRAKES | | | | | |
|-------------------------------|---|----------|------|---------|-----------|
| 80/81 | Brake and clutch pedals | E100/350 | 75 | 1 | P-11660 |
| 82/83 | Brake and clutch pedals – Page A | E100/350 | 75 | 7 | P-17172 |
| | – Page B | E100/350 | 75 | 8 | P-17173 |
| 84/ | Brake and clutch pedals – Page A | E150/350 | 75 | 12 | P-18388 |
| | – Page B | E150/350 | 75 | 13 | P-18389 |
| 80/ | Disc brake system (1980/86) – Page A | E100/350 | 20 | 1 | P-13320 |
| | – Page B | E100/350 | 20 | 2 | P-11671-B |
| | (1987/) – Page A | E150/350 | 20 | 13 | P-19807 |
| | – Page B | E150/350 | 20 | 14 | P-19808 |
| | Brake assy. – disc front – single piston | E100/150 | 21 | 1 | P-11561 |
| | – dual piston | E250/350 | 21 | 5 | P-15628 |
| | – rear drum | E100/150 | 21 | 7 | P-16378 |
| | | E250/350 | 21 | 9 | P-5346 |
| | Brake cylinder assy. – rear | E100/350 | 21 | 6 | P-1424 |
| | (1980/86)–Brake master cylinder assy. | E100/350 | 21 | 6 | P-6999 |
| (1987/)–Brake master cylinder | E150/350 | 21 | 14 | P-25485 | |
| 80/ | Parking brake system | E100/350 | 26 | 1 | P-20554 |
| 83/ | Vacuum pump, mounting brackets, etc. – refer to Section 103 | E250/350 | | | |
| SPARE WHEEL CARRIERS | | | | | |
| 80/ | Jack stowage | E100/350 | 10.1 | 2 | P-12141 |
| 80/ | Spare wheel stowage – side mount (exc. Super Van/Wagon) | E100/350 | 10.1 | 1 | P-12142 |
| | (Super Van/Wagon) | E150/350 | 10.1 | 3 | P-14590 |
| | – floor mount | E100/350 | 10.1 | 1 | P-12143 |
| | – swing away | E100/150 | 10.1 | 2 | P-15038 |
| WHEELS, HUBS AND DRUMS | | | | | |
| 80/ | Rear wheel hub and bearings – typical | E100/350 | 10 | 1 | P-12662 |
| 80/ | Hub cap and wheel cover–refer to text group 1130 | E100/350 | | | |

F SERIES

| BRAKES | | | | | |
|--------|---|---------------|----|----|---------|
| 80/ | Brake and clutch pedals (1980/82) – Linkage actuated – Page A | F100/350 | 75 | 2 | P-16593 |
| | | F100/350 | 75 | 3 | P-16594 |
| | | F100/350 | 75 | 4 | P-16595 |
| | (1983/86) – Hydraulic actuated – Page A | F250/350 | 75 | 9 | P-17692 |
| | | F250/350 | 75 | 10 | P-17693 |
| | | F250/350 | 75 | 11 | P-17694 |
| | (1987/) – Hydraulic actuated – Page A | F150/350, | 75 | 17 | P-19837 |
| | | F(Super Duty) | | | |
| | | F150/350, | 75 | 18 | P-19838 |
| | – Page B | F(Super Duty) | | | |
| | – Page C | F150/350, | 75 | 19 | P-19839 |
| | | F(Super Duty) | | | |

100% SATISFACTION GUARANTEED

BUY IT NOW!

Click Here To Order

PayPal American Express Discover MasterCard VISA

**1980/89
LIGHT TRUCK**

ILLUSTRATION SECTION 10 C

INDEX

| YEAR 19__ | TITLE | MODEL | SECTION | PAGE | ILLUS. NO. |
|--------------|-------|-------|---------|------|------------|
|--------------|-------|-------|---------|------|------------|

F SERIES — Cont'd

| BRAKES — Cont'd | | | | | |
|---|--|--|----------------------------|---------|---------|
| 80/ | Disc brake system (1980/86) — Page A | F100/350 | 20 | 3 | P-15568 |
| | | — Page B | F100/350 | 20 | 4 |
| | (1987/88) — Page A | F150/350 | 20 | 15 | P-19805 |
| | | — Page B | F150/350 | 20 | 16 |
| | (1989) — w/anti-lock — Page A | F150/350 exc. | 20 | 25 | P-21572 |
| | | F(Super Duty) | | | |
| | — Page B | F150/350 exc. | 20 | 26 | P-21573 |
| | | F(Super Duty) | | | |
| | (1988/) — Page A | F(Super Duty) | 20 | 17 | P-20783 |
| | | — Page B | F(Super Duty) | 20 | 18 |
| | (1989) — Page A | F53-Stripped Chassis | 20 | 21 | P-21310 |
| | | — Page B | F53-Stripped Chassis | 20 | 22 |
| | (1989) — Page A | F59-Stripped Chassis | 20 | 19 | P-21312 |
| | | — Page B | F59-Stripped Chassis | 20 | 20 |
| | Brake assy. — disc front — single piston | F100/250-2/W/D | 21 | 3 | P-9271 |
| | | — single piston | F150-4/W/D | 21 | 4 |
| | — dual piston | F250/350-2/W/D | 21 | 5 | P-15628 |
| | | F250/350-4/W/D | 21 | 2 | P-13310 |
| | (1989) — dual piston | F53/59,F(Super Duty) | 21 | 11 | P-21336 |
| | | Stripped Chassis | | | |
| | (1989) — Booster, pedal & master cyl. instal. | F53-Stripped Chassis | 23 | 2 | P-21308 |
| | | F59-Stripped Chassis | 23 | 1 | P-21309 |
| | (1988/) — Disc Rear | F(Super Duty) | 21 | 13 | P-23921 |
| — rear drum | | F100/150 | 21 | 7 | P-16378 |
| — Brake cylinder assy. — rear | F250/350 | 21 | 9 | P-5346 | |
| | F100/350 | 21 | 6 | P-1424 | |
| (1980/86) — Brake master cylinder assy. | F100/350 | 21 | 6 | P-6999 | |
| (1987/) — Brake master cylinder | F150/350, F(Super Duty) | 21 | 14 | P-25485 | |
| 80/ | Parking brake system — rear brake mounted | F100/350 | 26 | 2 | P-15567 |
| | | F(Super Duty) | 26 | 4 | P-20771 |
| | (1989) — Transmission mounted | F53-Stripped Chassis | 26 | 4 | P-20771 |
| | | F59-Stripped Chassis | 26 | 5 | P-21303 |
| 88/ | Parking brake details — transmission mounted | F(Super Duty),F53/59 Stripped Chassis | 26 | 6 | P-21493 |
| 83/ | Vacuum pump, mounting brackets, etc. — refer to Section 103 | F250/350 | | | |
| SPARE WHEEL CARRIERS | | | | | |
| 80/ | — side mounted (w/style side box) | F100/350 | 10.1 | 4 | P-16332 |
| | — frame mounted — (1980/86) — w/aft axle tank (exc. Chassis Cab) | F150/350 | 10.1 | 5 | P-15576 |
| | | (1987/) — | F100/350, F(Super Duty) | 10.1 | 12 |
| | — w/o aft axle tank (exc. Chassis Cab) | F100/350 | 10.1 | 6 | P-15574 |
| | — Chassis Cab | F350,F(Super Duty) | 10.1 | 5 | P-15575 |
| | — Slide-out (w/o aft axle tank) | F100/350 | 10.1 | 6 | P-16620 |
| WHEEL, HUBS AND DRUMS | | | | | |
| 80/ | Front driving axle hub lock, parts — part time | F150/350-4/W/D | 10 | 2 | P-14976 |
| | | — automatic lock | F150/350 | 10 | 3 |
| 80/ | Hub cap and wheel cover—refer to text group 1130 | F100/350, F(Super Duty) | | | |
| 80/ | Rear wheel hub, bearings and related parts | F350,F(Super Duty) | 10 | 2 | P-15563 |
| 89 | | F53/59- Stripped Chassis | 10 | 3 | P-21302 |



BUY IT NOW!

Click Here To Order



COPYRIGHT © 1994 —

FORD MOTOR
COMPANY

—DEARBORN, MICHIGAN

FINAL ISSUE

INDEX

R SERIES

| BRAKES | | | | | |
|---------------------------------------|---|----|------|---------|---------|
| 83/ | Brake and clutch pedals (1983/84) – Page A | R | 75 | 5 | P-17149 |
| | – Page B | R | 75 | 6 | P-17151 |
| | – (1985/88) – Page A | R | 75 | 14 | P-18776 |
| | – Page B | R | 75 | 15 | P-18777 |
| | – (1989) – Page A | R | 75 | 21 | P-21580 |
| | – Page B | R | 75 | 22 | P-21581 |
| 83/ | Disc brake system (1983/86) – Page A | R | 20 | 5 | P-17143 |
| | – Page B | R | 20 | 6 | P-17144 |
| | (1987/88) – Page A | R | 20 | 11 | P-19809 |
| | – Page B | R | 20 | 12 | P-19810 |
| | (1989) – anti-lock – Page A | R | 20 | 27 | P-21570 |
| | – Page B | R | 20 | 28 | P-21571 |
| | Brake assy. – disc front – single piston | R | 21 | 8 | P-17159 |
| | – rear drum | R | 21 | 7 | P-16378 |
| Brake cylinder assy. – rear | R | 21 | 7 | P-16378 | |
| Brake master cylinder assy. (1983/85) | R | 21 | 6 | P-6999 | |
| (1986/) | R | 21 | 12 | P-25812 | |
| 83/ | Parking brake system (1983/88) | R | 26 | 3 | P-17117 |
| | (1989) | R | 26 | 8 | P-22312 |
| 83/ | Vacuum pump, mounting brackets, etc. – refer to Section 103 | R | | | |
| SPARE WHEEL CARRIER | | | | | |
| 83/ | – w/o aft axle tank | R | 10.1 | 7 | P-17116 |
| | – w/style side box | R | 10.1 | 7 | P-17251 |
| WHEELS | | | | | |
| 83/ | Hub cap and wheel cover – refer to text group 1130 | R | | | |

U SERIES

| BRAKES | | | | | |
|--|--|--------------------------------------|------|---------|---------|
| 80/ | Brake and clutch pedals – (1980/82) – Page A | U150 | 75 | 2 | P-16593 |
| | – Page B | U150 | 75 | 3 | P-16594 |
| | – Page C | U150 | 75 | 4 | P-16595 |
| | – (1983/86) – Page A | U150 | 75 | 9 | P-17692 |
| | – Page B | U150 | 75 | 10 | P-17693 |
| | – Page C | U150 | 75 | 11 | P-17694 |
| | (1987/) – Hydraulic actuated – Page A | U150 | 75 | 17 | P-19837 |
| | – Page B | U150 | 75 | 18 | P-19838 |
| | – Page C | U150 | 75 | 19 | P-19839 |
| | 80/ | Disc brake system (1980/86) – Page A | U150 | 20 | 3 |
| – Page B | | U150 | 20 | 4 | P-15569 |
| (1987/88) – anti-lock – Page A | | U150 | 20 | 15 | P-19805 |
| – Page B | | U150 | 20 | 16 | P-19806 |
| (1989) – anti-lock – Page A | | U150 | 20 | 25 | P-21572 |
| – Page B | | U150 | 20 | 26 | P-21573 |
| Brake assy. – disc front – single piston | | U150 | 21 | 4 | P-12887 |
| – rear drum | | U150 | 21 | 7 | P-16378 |
| Brake cylinder assy. – rear | | U150 | 21 | 6 | P-1424 |
| (1980/86) – Brake master cylinder assy. | | U150 | 21 | 6 | P-6999 |
| (1987/) – Brake master cylinder | U150 | 21 | 14 | P-25485 | |
| 80/ | Parking brake system | U150 | 26 | 2 | P-15567 |
| WHEELS | | | | | |
| 80/ | Front driving axle hub lock parts – part time | U150 | 10 | 2 | P-14976 |
| | – automatic lock | U150 | 10 | 3 | P-16956 |
| 80/ | Hub cap and wheel cover – refer to text group 1130 | | | | |
| 80/ | Spare wheel carrier – (1980/87) – swing away | U150 | 10.1 | 4 | P-15632 |
| | – (1988/) – swing away | U150 | 10.1 | 11 | P-21958 |
| | – inside mounted | U150 | 10.1 | 3 | P-14370 |

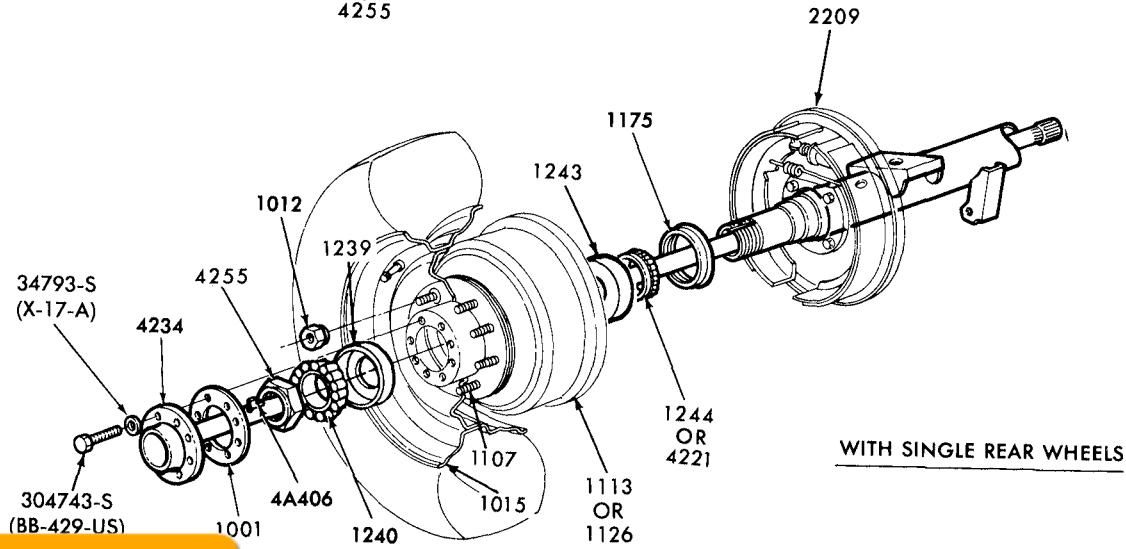
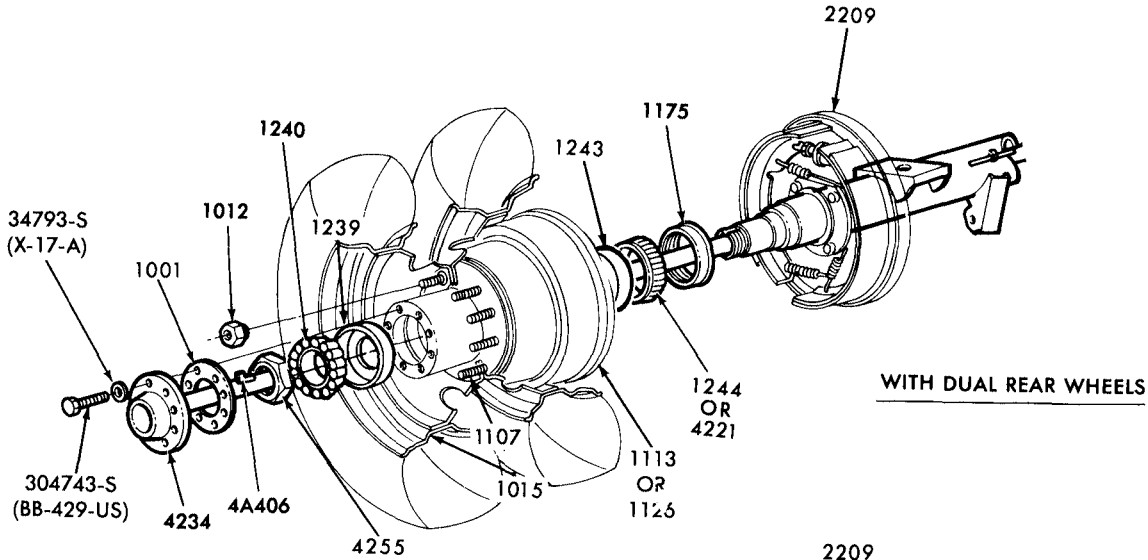


BUY IT NOW!

Click Here To Order



REAR WHEEL HUB, BEARINGS and RELATED PARTS
1980/ E100/350



1980/89
LIGHT TRUCK

ILLUSTRATION
SECTION 10

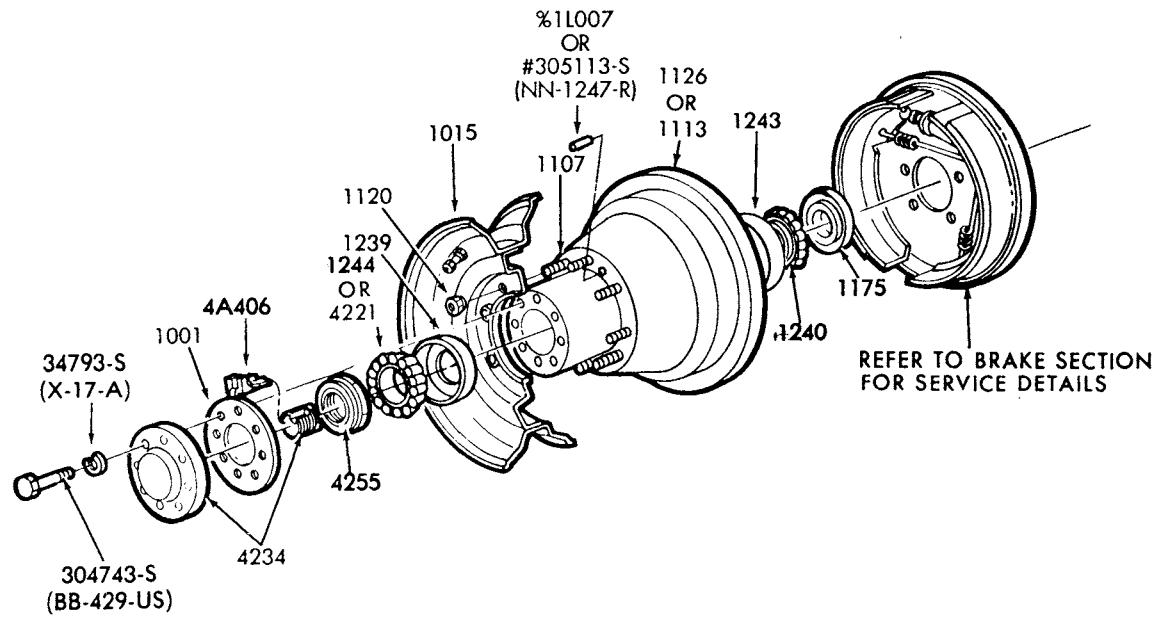


BUY IT NOW!

Click Here To Order



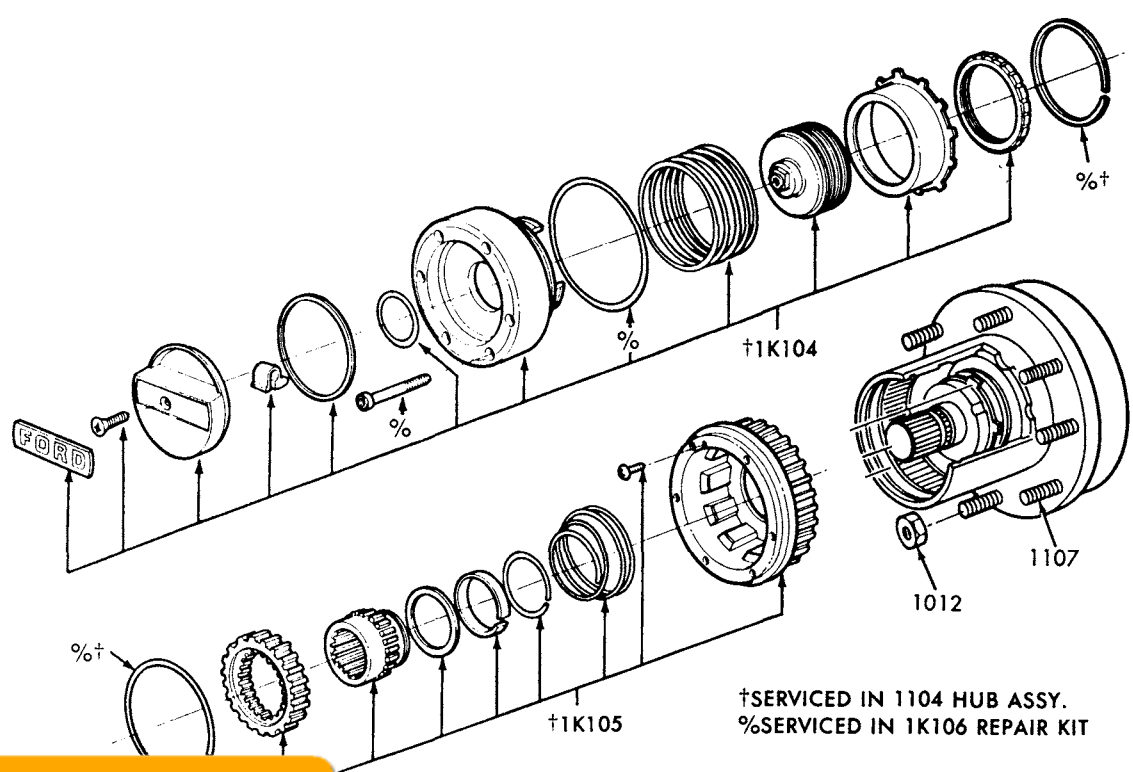
1980/89
LIGHT TRUCK



% USE FOR F350
USE FOR F(SUPER DUTY)

P-15563

REAR WHEEL HUB, BEARINGS and RELATED PARTS — TYPICAL
1980/ F350 and F(SUPER DUTY)



†SERVICED IN 1104 HUB ASSY.
%SERVICED IN 1K106 REPAIR KIT

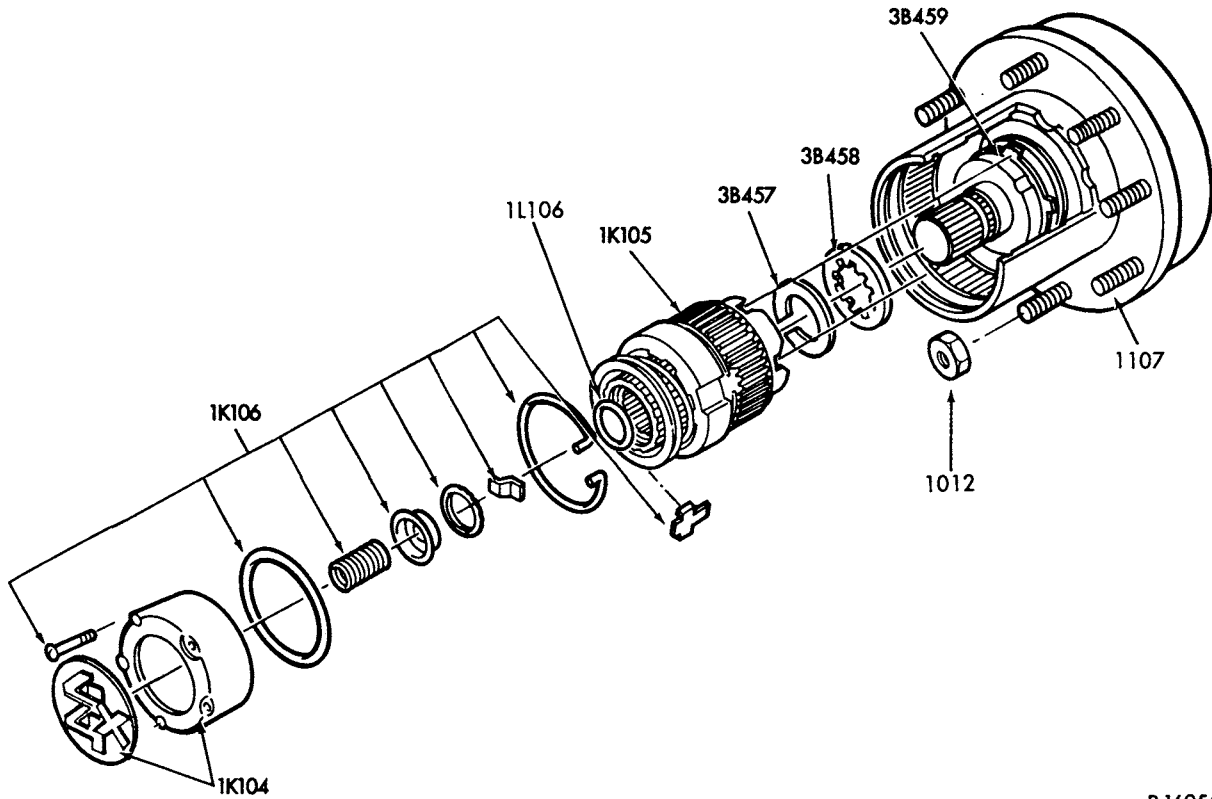
P-14976

FRONT DRIVING AXLE HUB LOCK PARTS — PART TIME
1980/ F-U150/350

100% SATISFACTION GUARANTEED

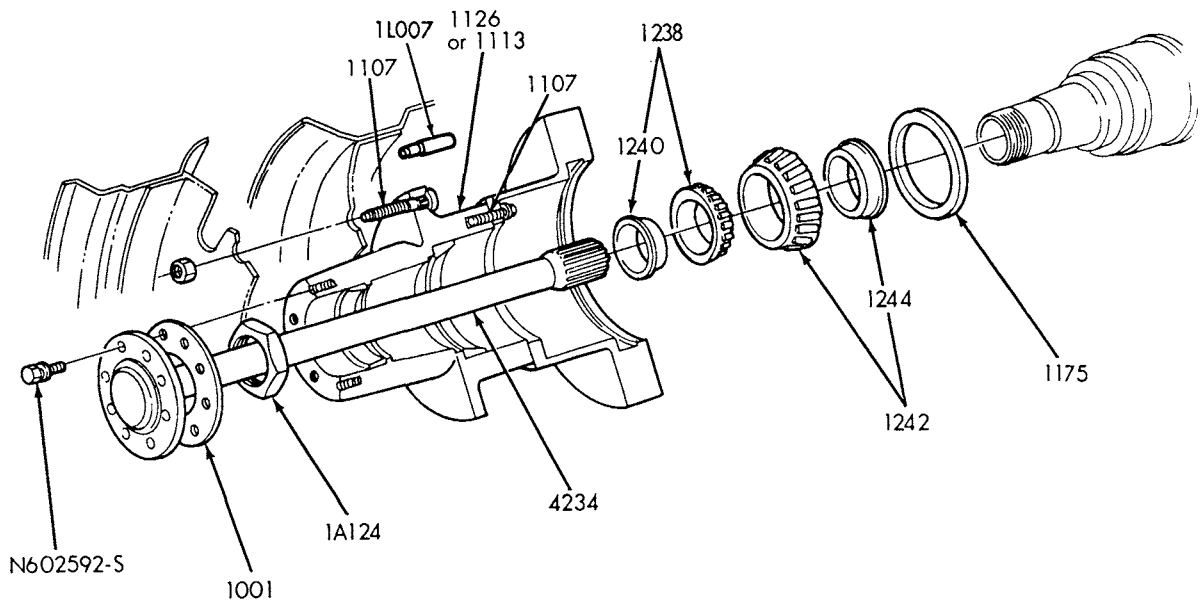
BUY IT NOW!

Click Here To Order



P-16956

FRONT DRIVING AXLE HUB LOCK PARTS — AUTOMATIC LOCK
1980/ F-U150/350



P-21302

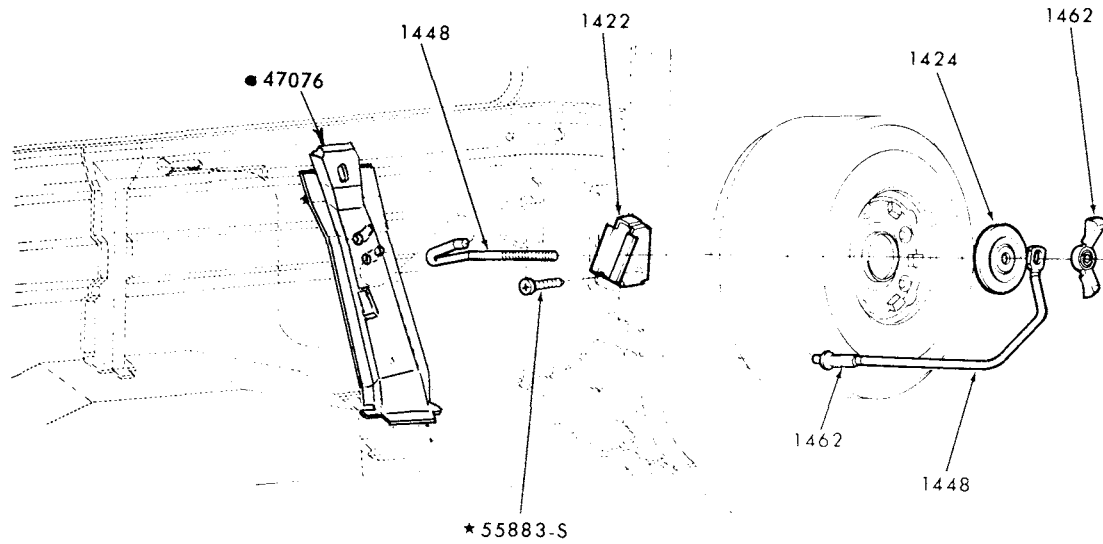
REAR WHEEL HUB BEARINGS & RELATED PARTS
1989 F53/59—STRIPPED CHASSIS

COPYRIGHT © 1994 - FORD MOTOR - DEARBORN, MICHIGAN
COMPANY

Final Issue

100% SATISFACTION GUARANTEED
BUY IT NOW!
Click Here To Order

PayPal
MasterCard
VISA

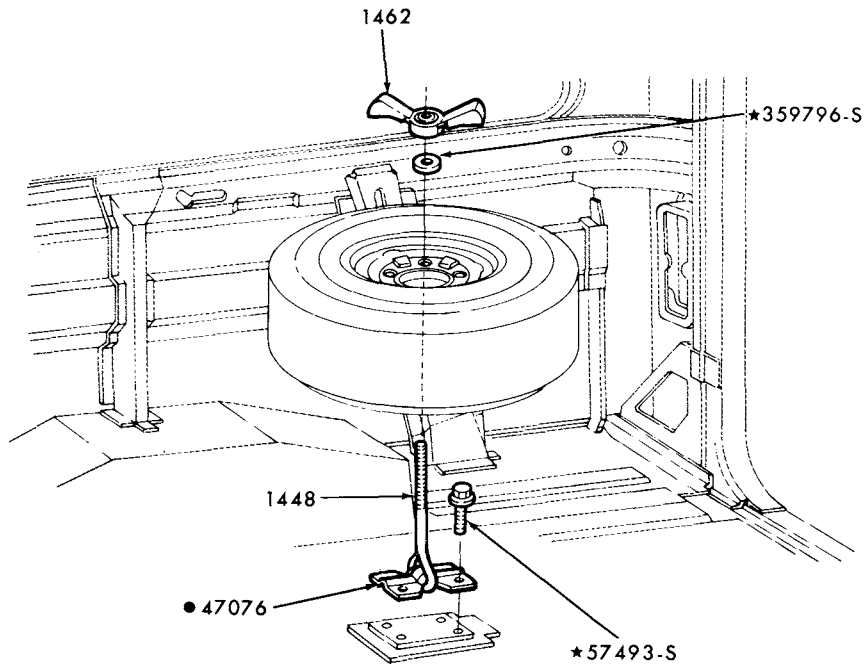


● REFER TO GROUP IN BODY SECTION

SIDE MOUNTED

P-12142

SPARE WHEEL STOWAGE
1980/ E100/350 — SIDE MOUNT (EXC. SUPER VAN/WAGON)



FLOOR MOUNTED

● REFER TO GROUP IN BODY SECTION

P-12143

SPARE WHEEL STOWAGE
1980/ E100/350 — FLOOR MOUNT

COPYRIGHT © 1994 — FORD MOTOR — DEARBORN, MICHIGAN
COMPANY

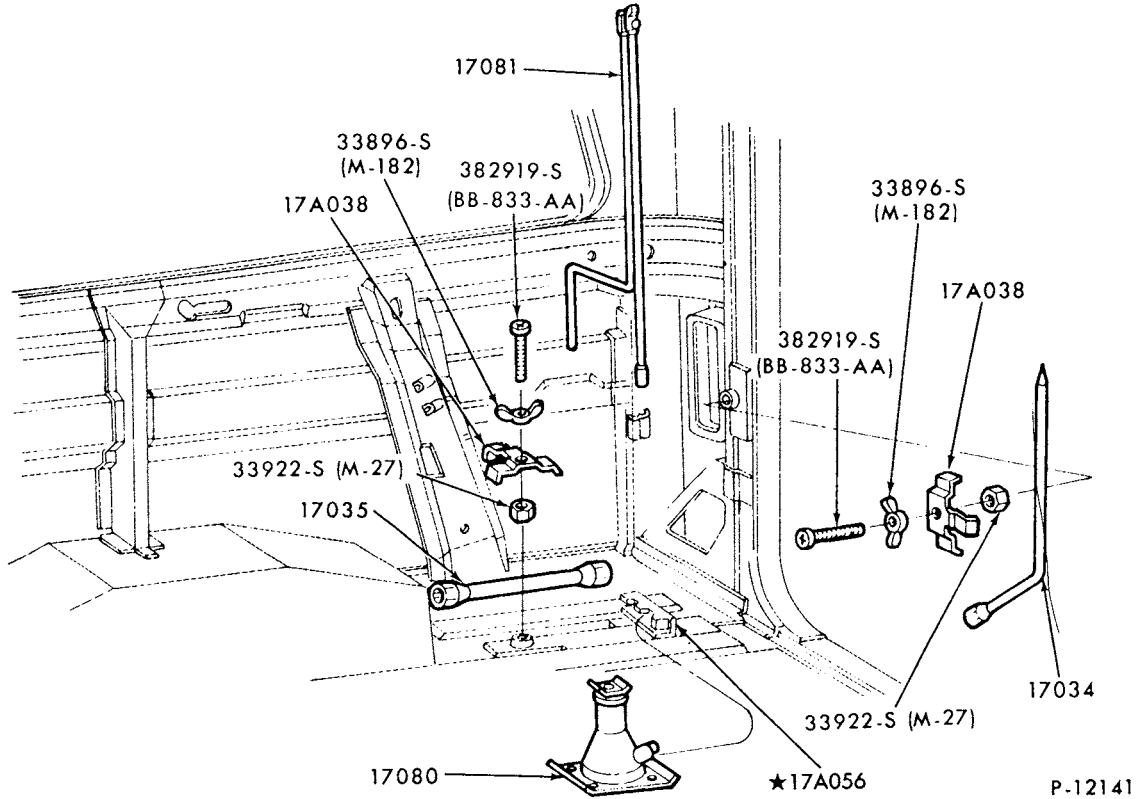
Final Issue

100% SATISFACTION GUARANTEED

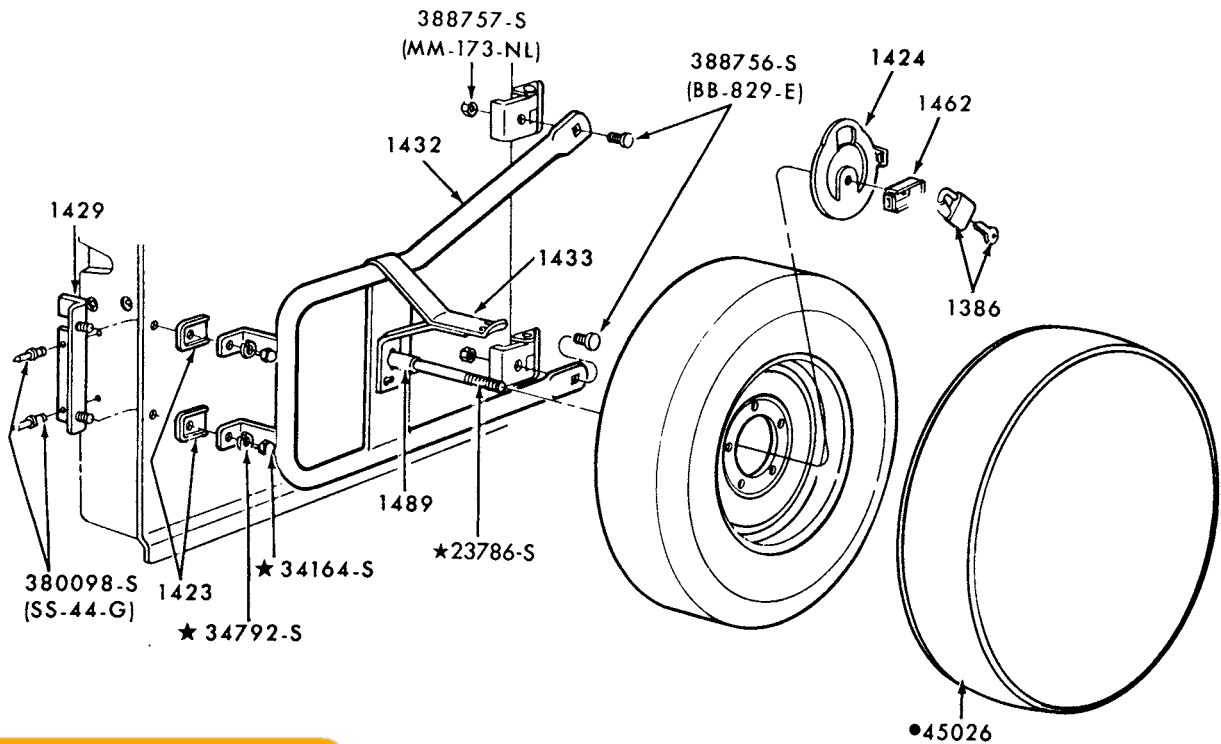
BUY IT NOW!

Click Here To Order

1980/89
LIGHT TRUCK



JACK STOWAGE
1980/ E100/350



• REFER TO SOFT TRIM SECTION

P-15038

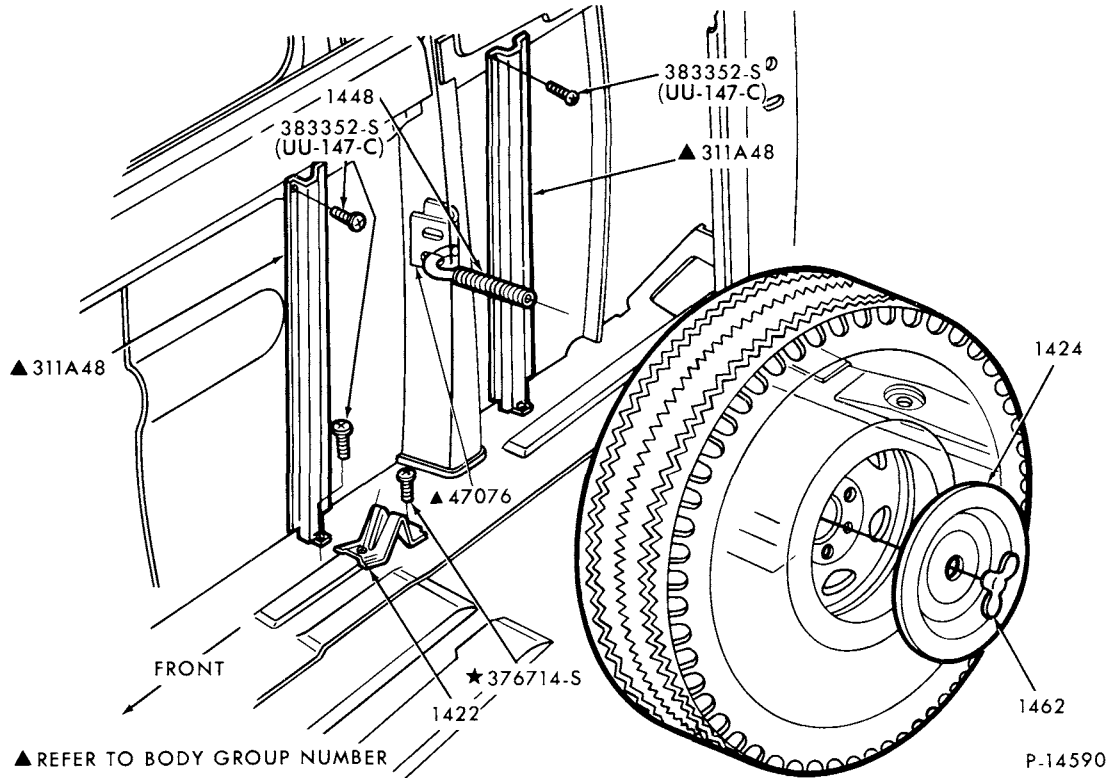
SWING AWAY — SPARE WHEEL STOWAGE
1980/ E100/150



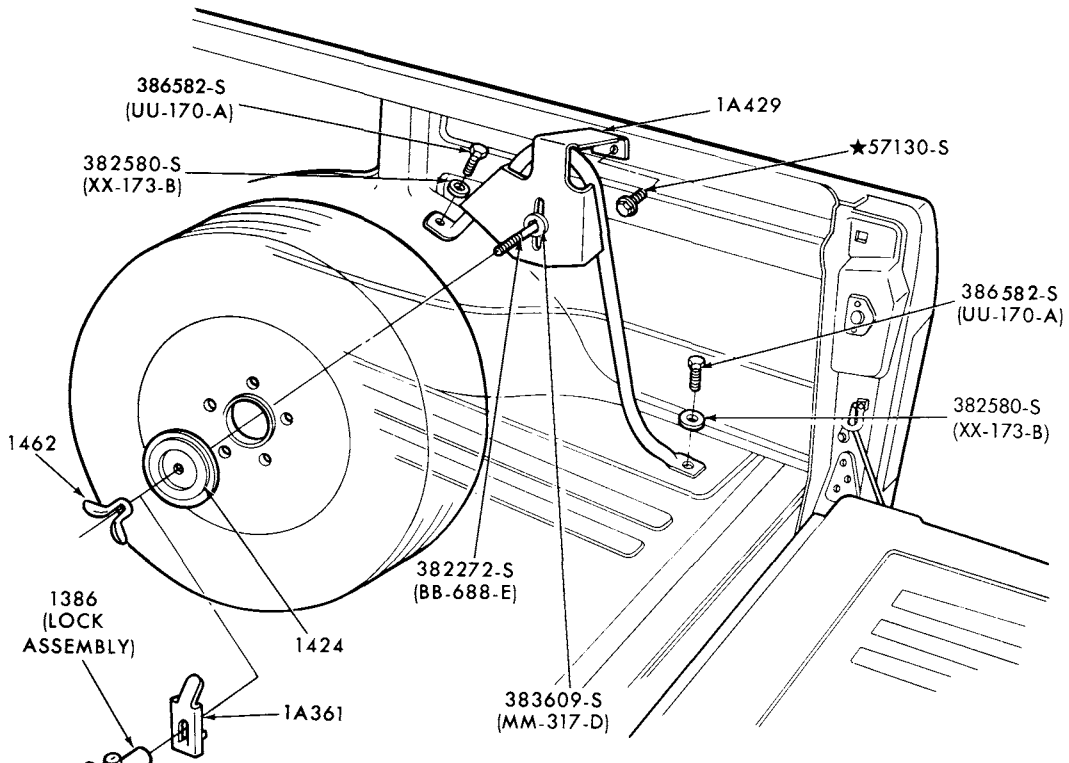
BUY IT NOW!

Click Here To Order





SPARE WHEEL STOWAGE
1980/ E150/350 — SIDE MOUNT (SUPER VAN/WAGON)



SPARE WHEEL STOWAGE (INSIDE MOUNTED)
1980/ U150



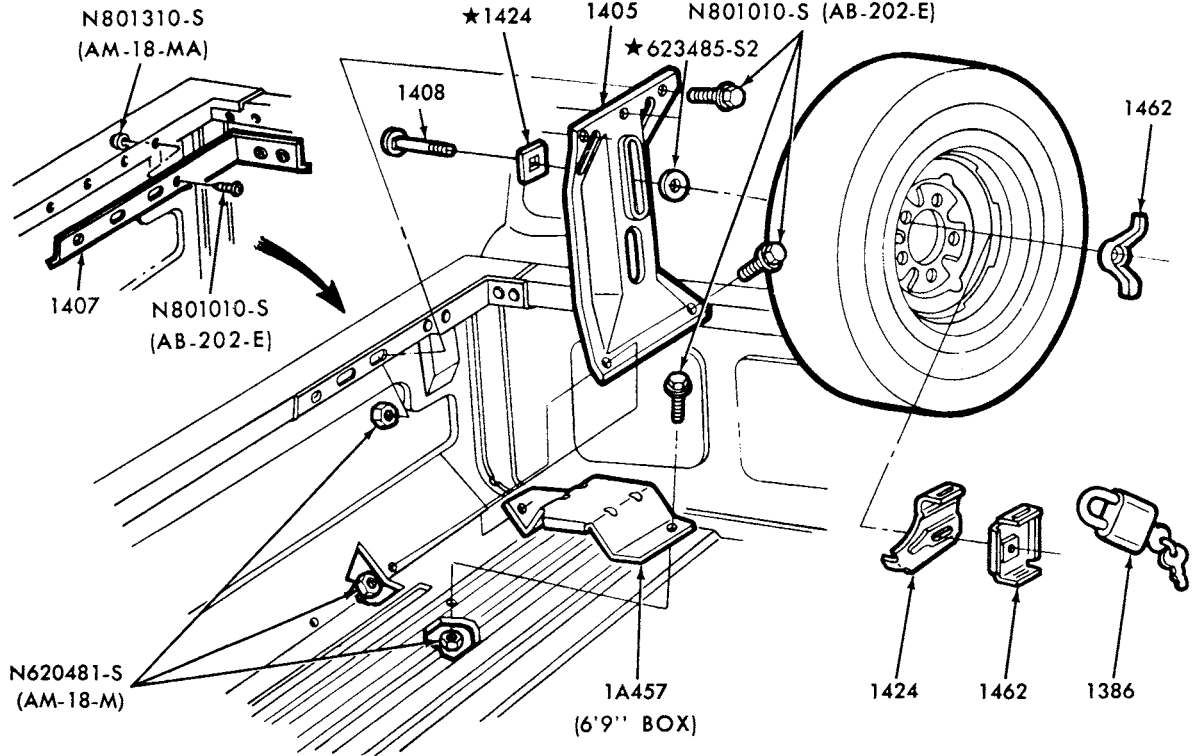
BUY IT NOW!

Click Here To Order



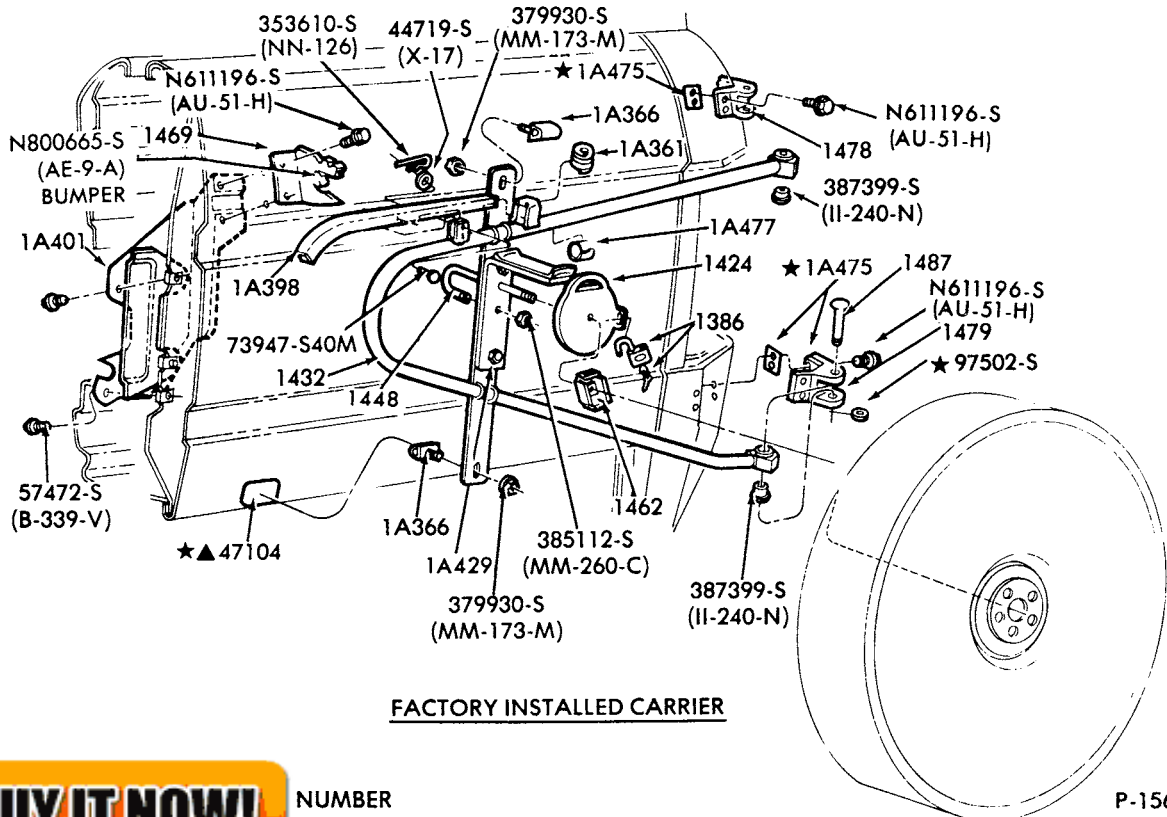
ILLUSTRATION SECTION 10.1

1980/89 LIGHT TRUCK



P-16332

SPARE WHEEL STOWAGE (SIDE MOUNTED)
1980/ F100/350 — w/STYLESIDE BOX



FACTORY INSTALLED CARRIER

P-15632

100% SATISFACTION GUARANTEED

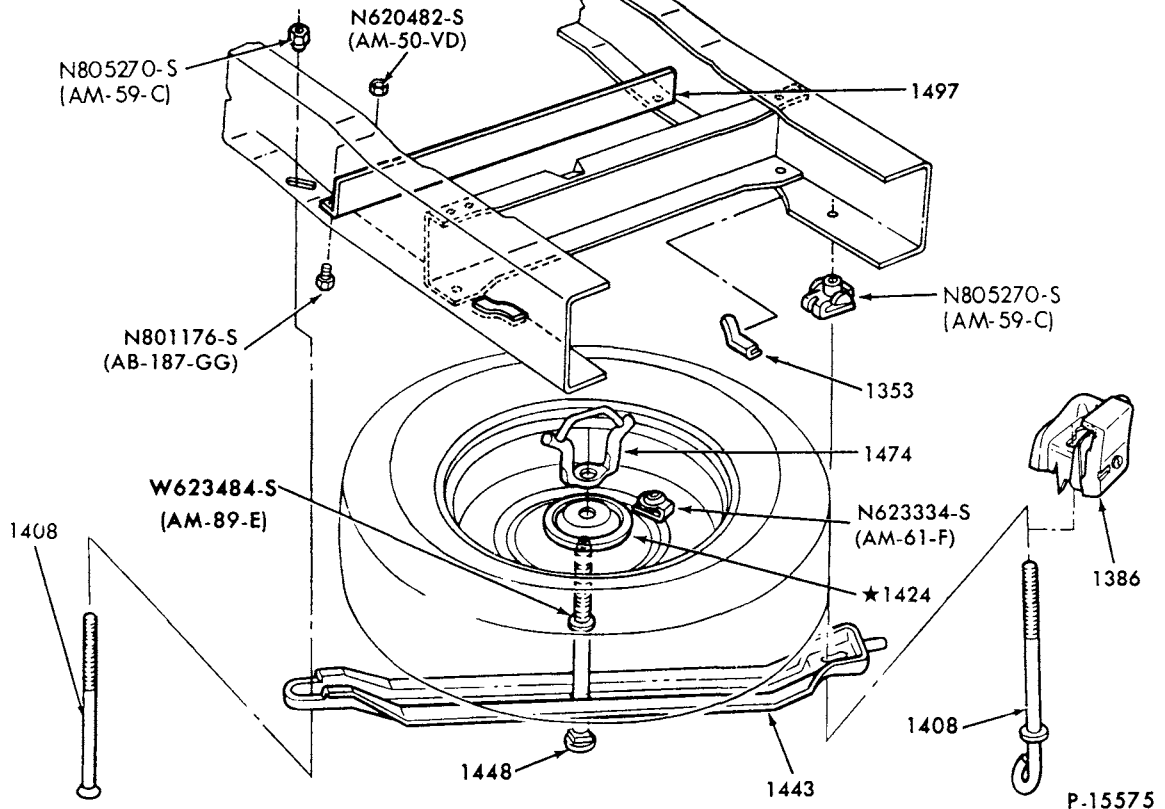
BUY IT NOW!

Click Here To Order

NUMBER
WAY — SPARE WHEEL STOWAGE (FACTORY INSTALLED)
1980/87 U150

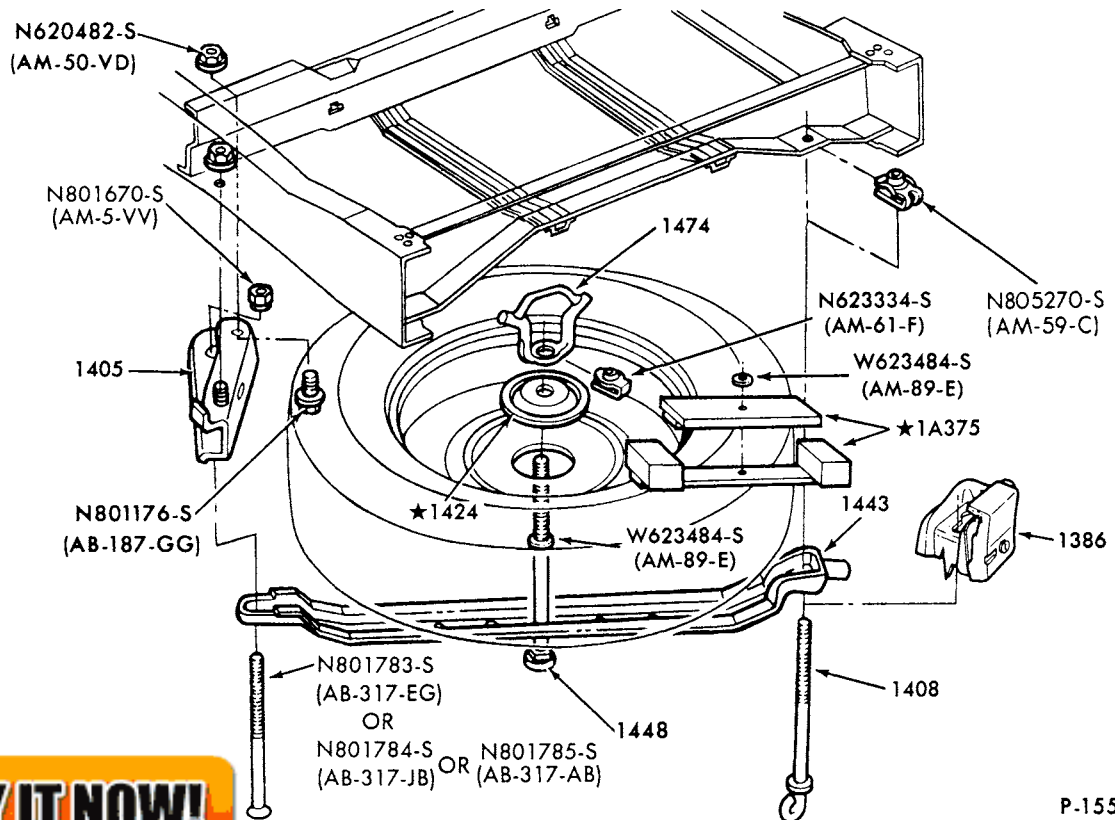
**1980/89
LIGHT TRUCK**

**ILLUSTRATION
SECTION 10.1**



SPARE WHEEL STOWAGE

1980/ F350 and F(SUPER DUTY) — CHASSIS CAB (w/138" and 161" W/B)



SPARE WHEEL STOWAGE

1980/86 F150/350 — w/AFT AXLE TANK

**SATISFACTION
100%
GUARANTEED**

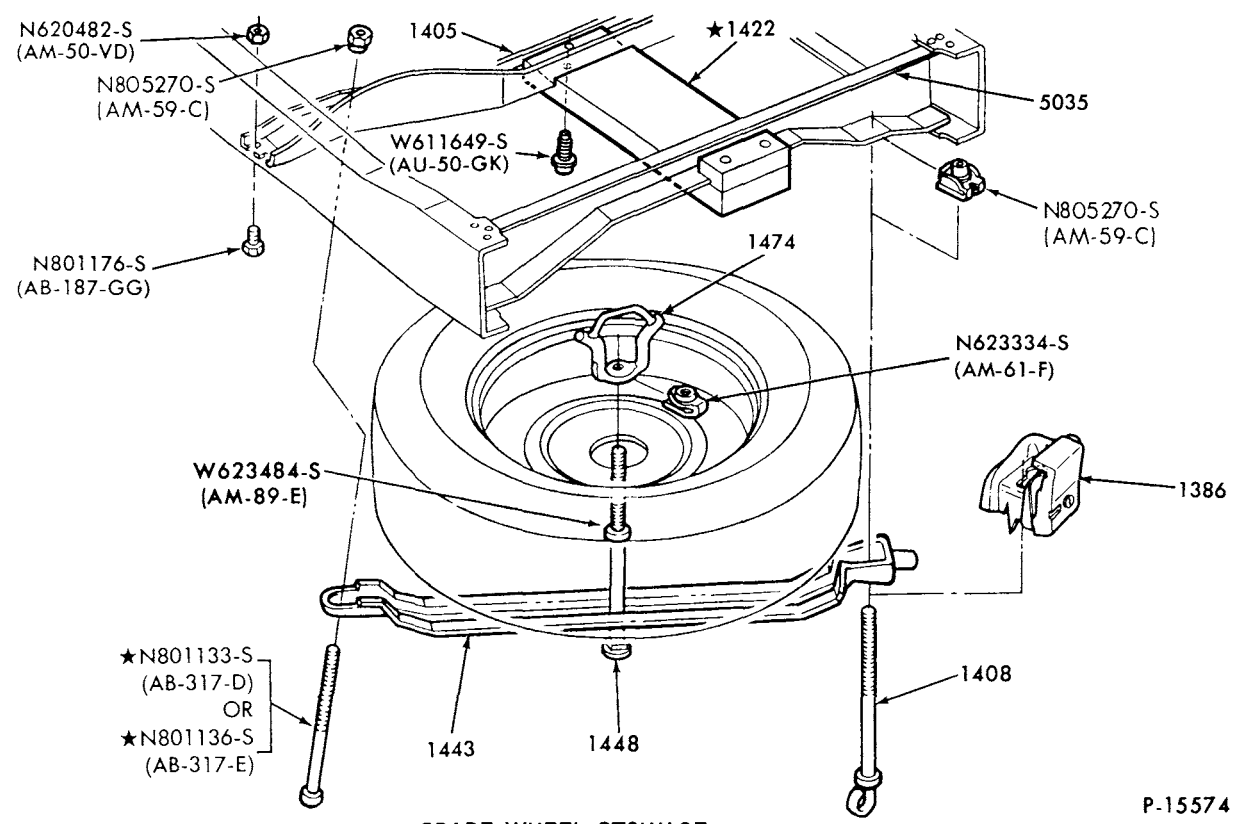
BUY IT NOW!

Click Here To Order

WHEEL, 1554

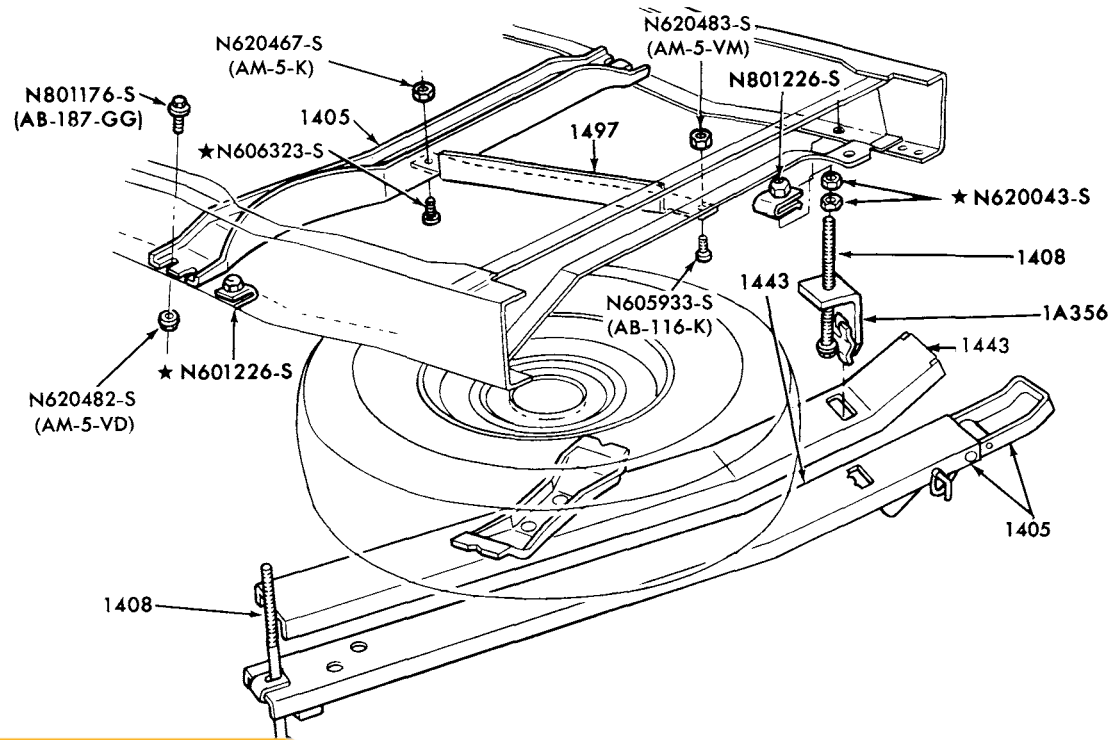
PayPal, American Express, Discover, MasterCard, VISA

1980/89 LIGHT TRUCK



P-15574

SPARE WHEEL STORAGE
1980/ F100/350 — REGULAR and SUPERCAB (w/o AFT AXLE TANK)



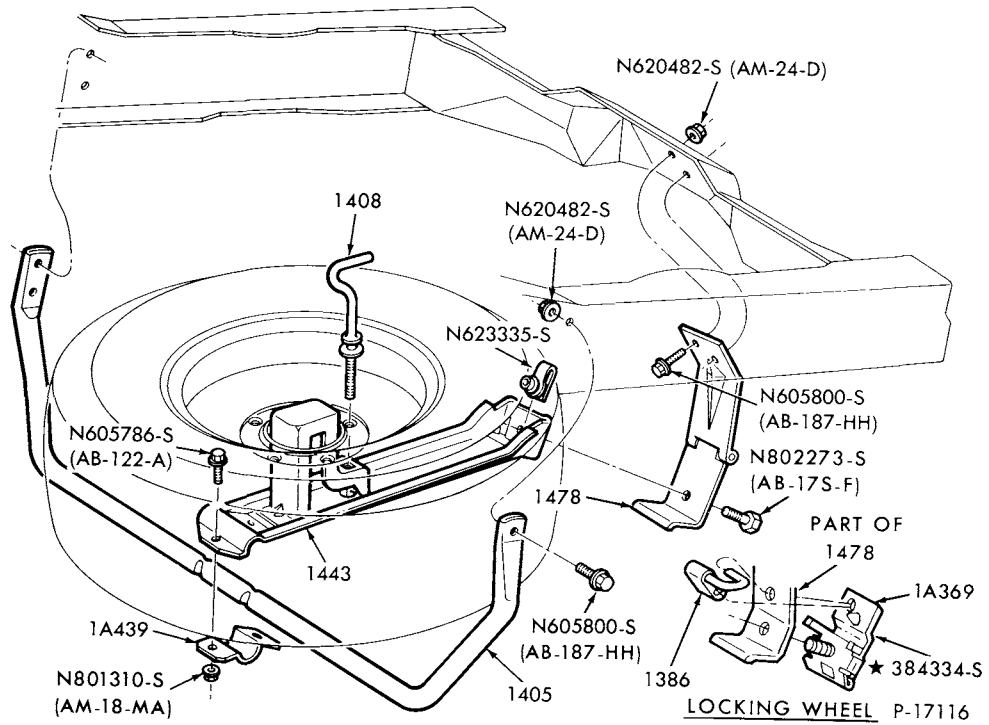
P-16220

SPARE WHEEL STORAGE (SLIDE-OUT)
1980/ F100/350 — w/o AFT AXLE TANK

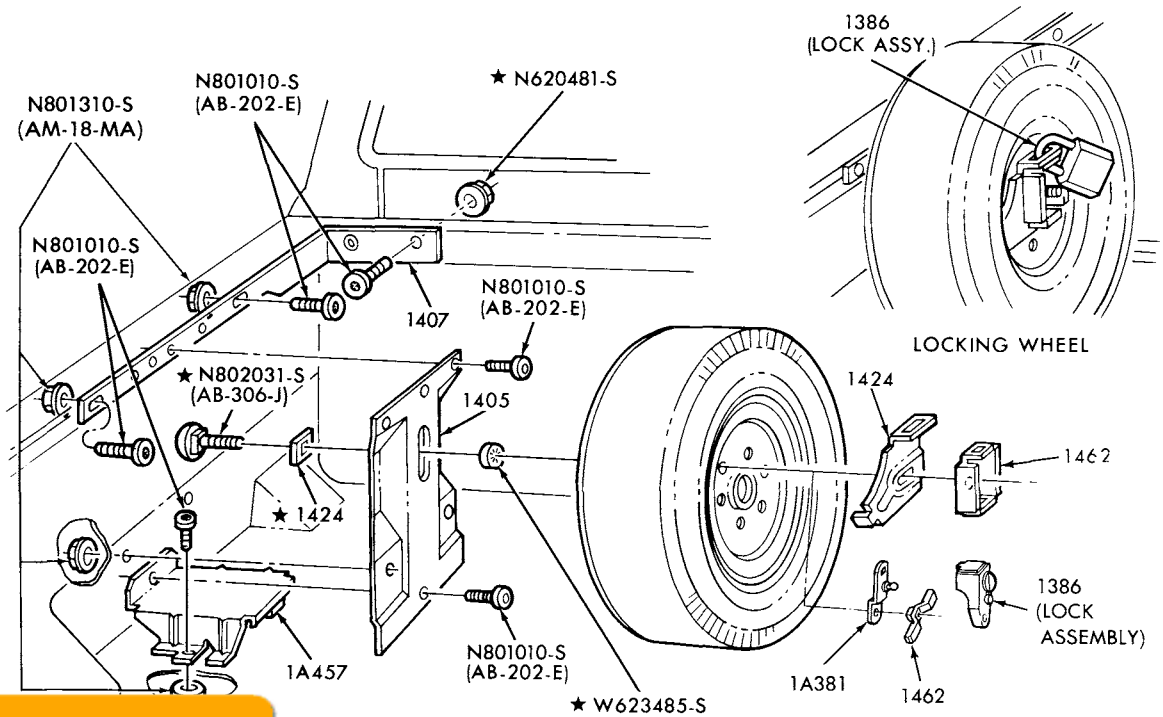
100% SATISFACTORY GUARANTEED

BUY IT NOW!

Click Here To Order



SPARE WHEEL STOWAGE
1983/ R — w/o AFT AXLE TANK



SPARE WHEEL STOWAGE (SIDE MOUNTED)
1983/ R — w/STYLESIDE BOX

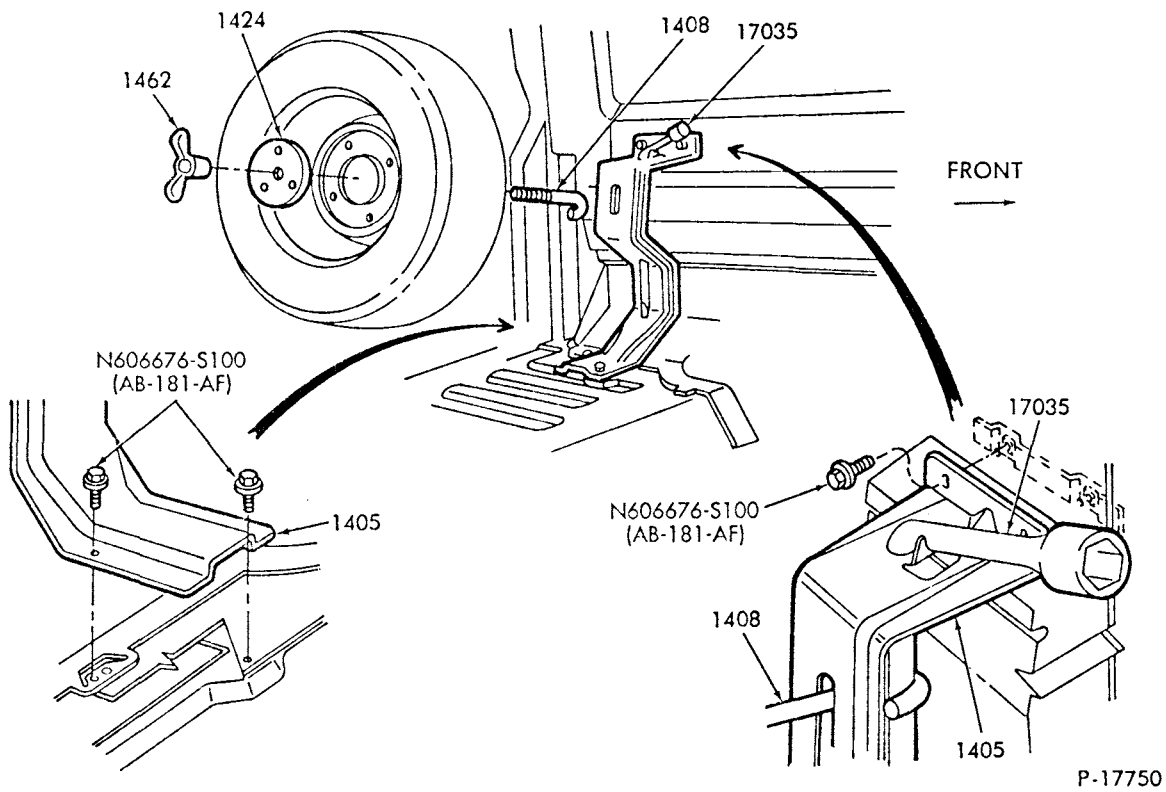
P-17251

100% SATISFACTION GUARANTEED

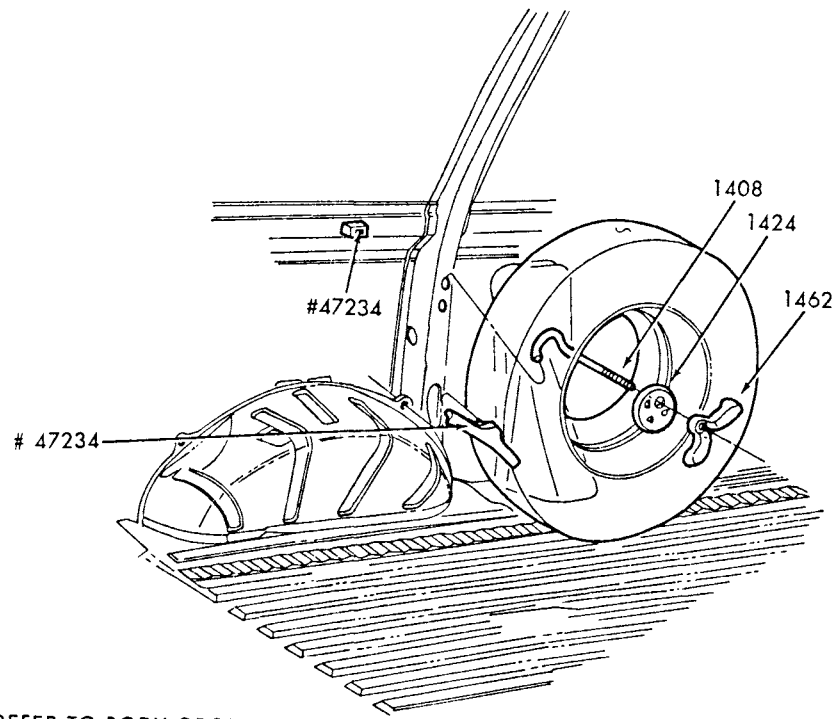
BUY IT NOW!

Click Here To Order

1980/89 LIGHT TRUCK



SPARE WHEEL STORAGE — INSIDE
1984/ B



REFER TO BODY GROUP NUMBER

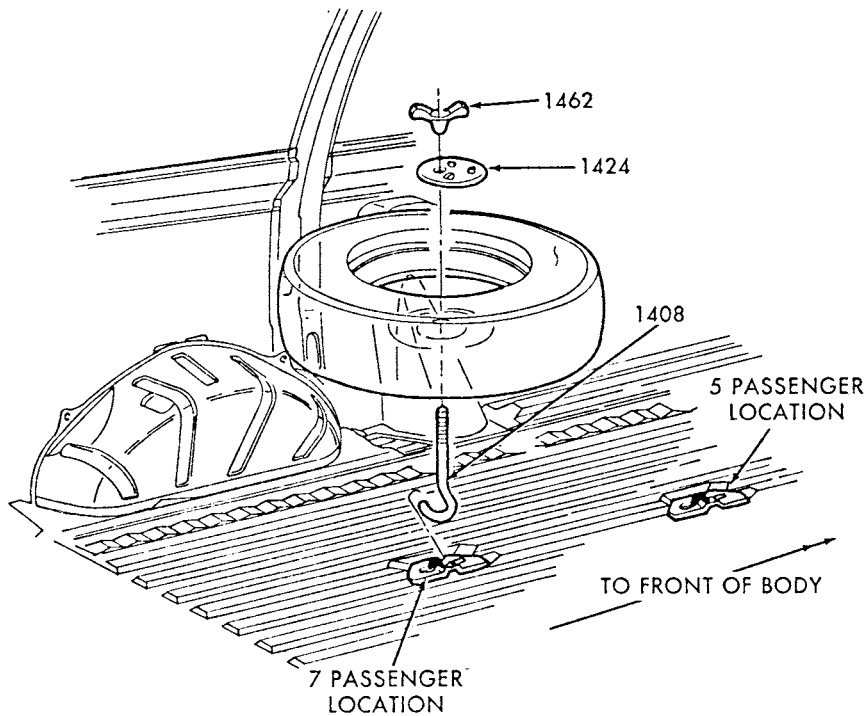
SPARE WHEEL STORAGE — INSIDE VERTICAL
1986/ A

100% SATISFACTION GUARANTEED

BUY IT NOW!

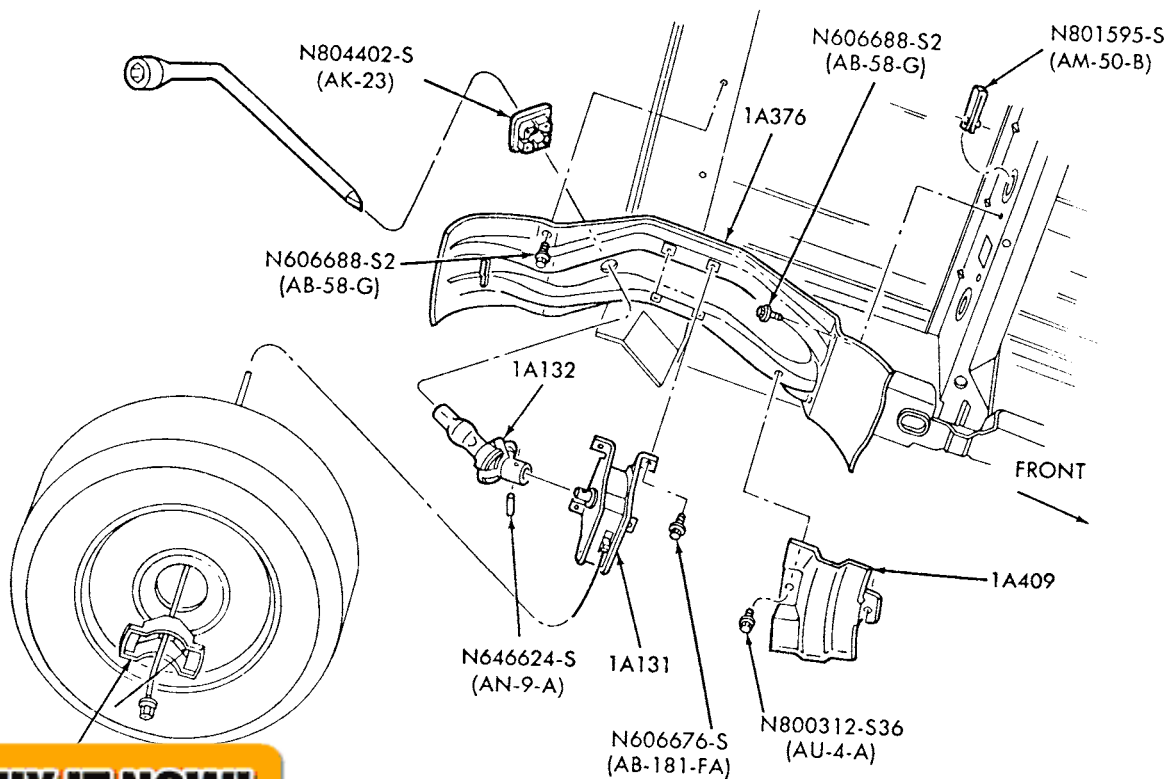
Click Here To Order

1980/89
LIGHT TRUCK



P-18928

SPARE WHEEL STOWAGE — INSIDE HORIZONTAL
1986/ A



SPARE WHEEL STOWAGE — REAR UNDERBODY LIFT and CARRIER
1986/ A — EXC. EXTENDED VAN & WAGON

P-18970

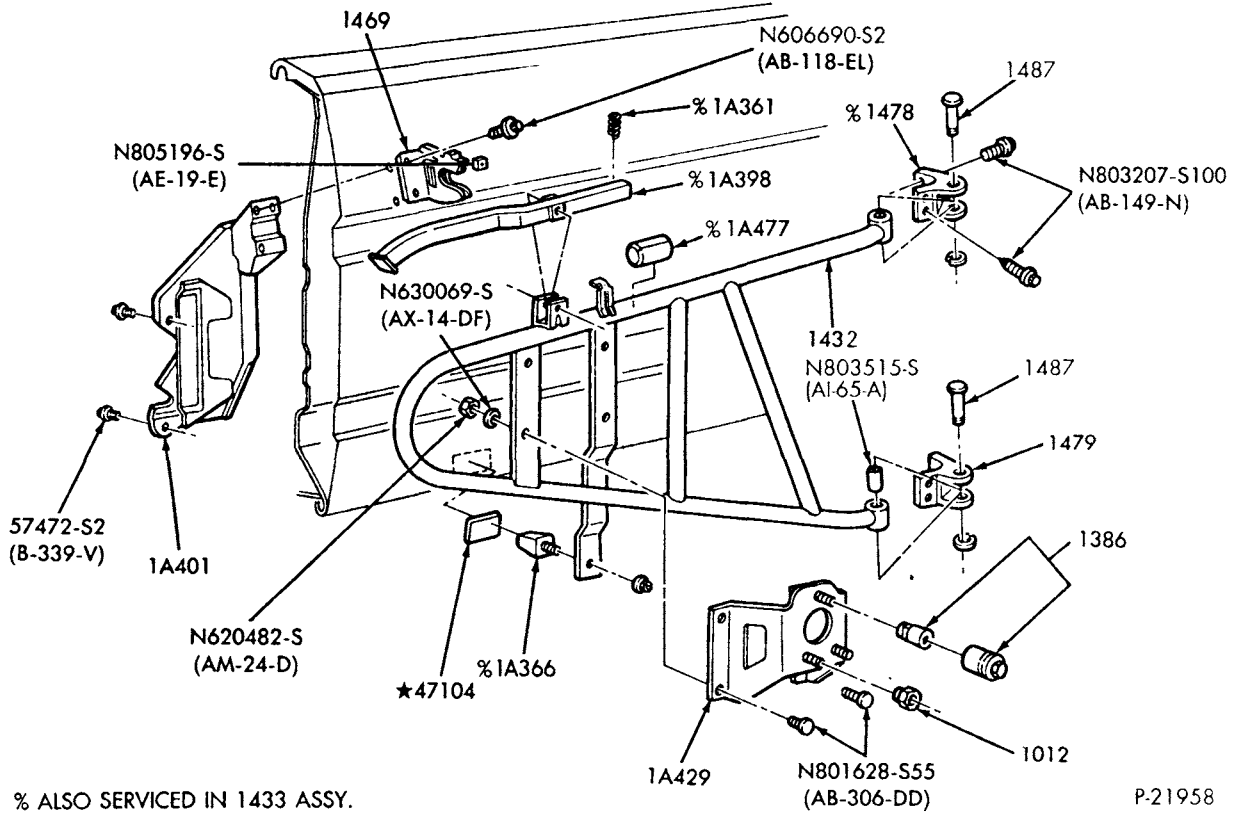
100% SATISFACTION GUARANTEED

BUY IT NOW!

Click Here To Order

1980/89
LIGHT TRUCK

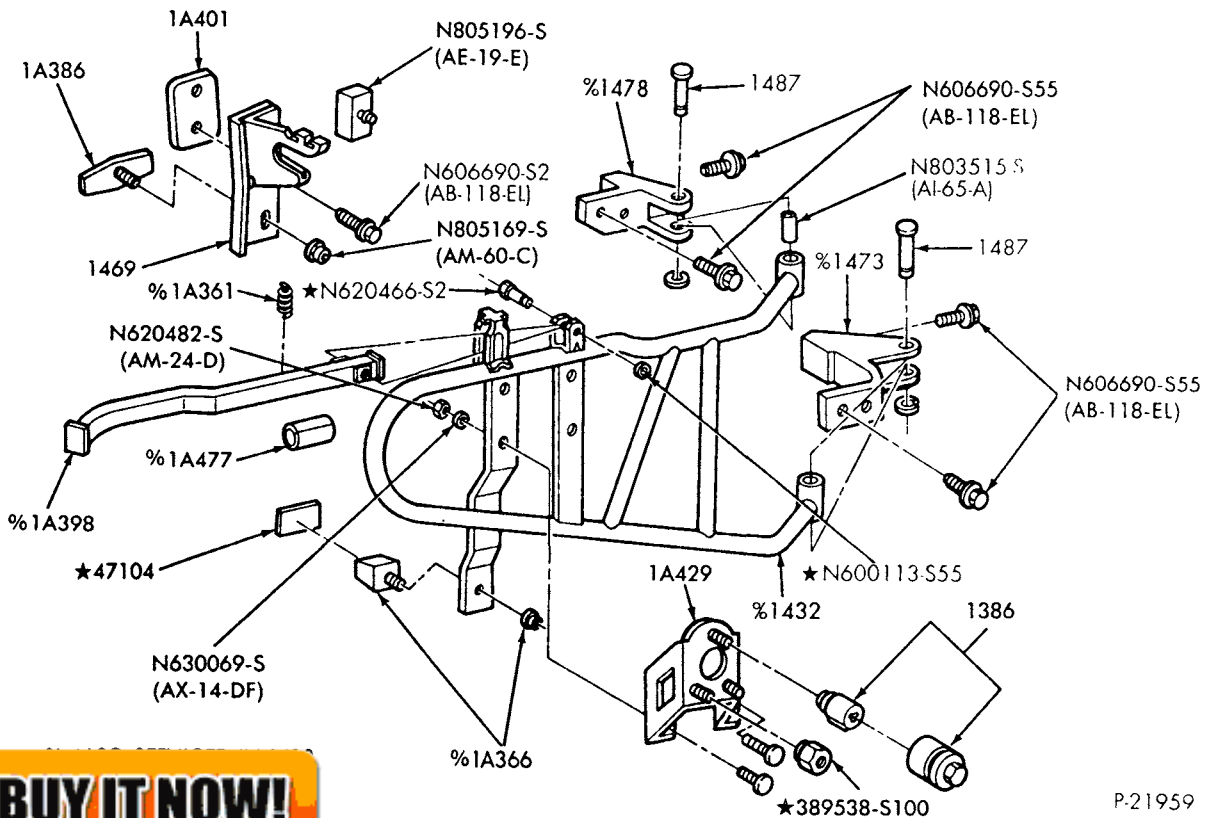
ILLUSTRATION
SECTION 10.1 11



% ALSO SERVICED IN 1433 ASSY.

P-21958

SWING AWAY – SPARE WHEEL STOWAGE
1988/ U150



P-21959

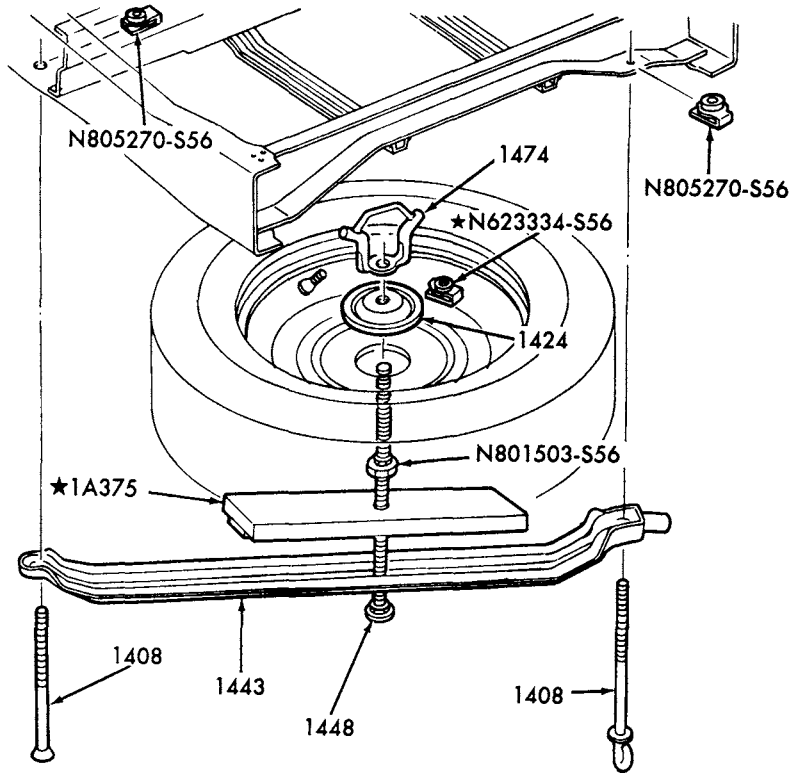
SWING AWAY – SPARE WHEEL STOWAGE
1988/ B

100% SATISFACTION GUARANTEED

BUY IT NOW!

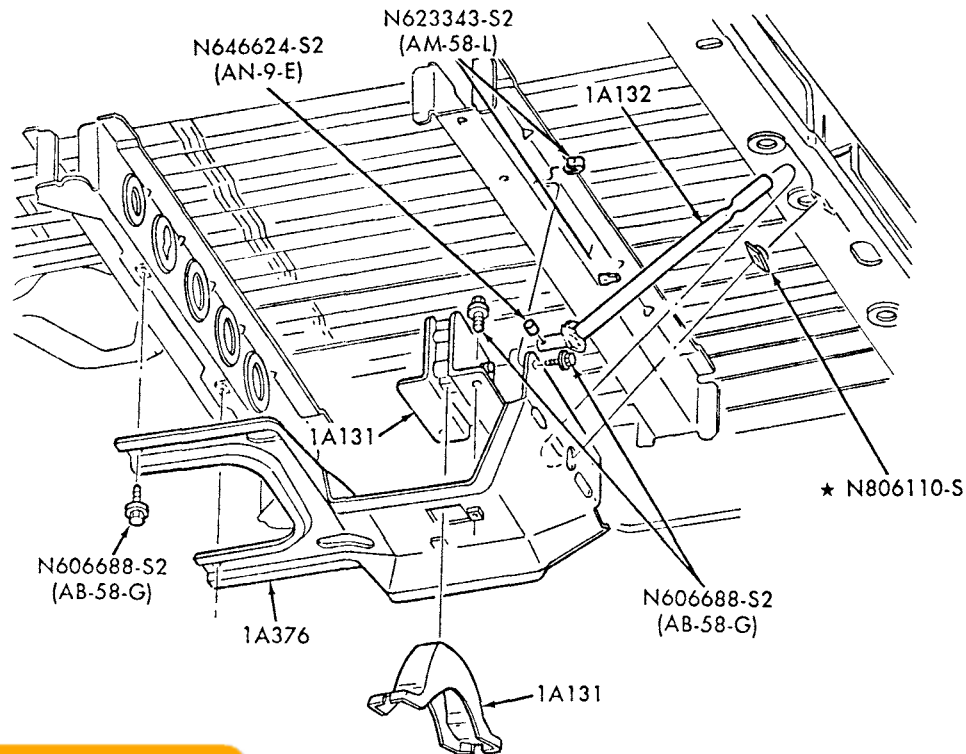
Click Here To Order

1980/89
LIGHT TRUCK



P-22310

SPARE WHEEL STOWAGE
1987/ F150/350 and F (SUPER DUTY) – W/AFT AXLE TANK



P-25534

SPARE WHEEL STOWAGE – REAR UNDERBODY LIFT & CARRIER
1989 A – EXTENDED VAN & WAGON

100% SATISFACTION GUARANTEED

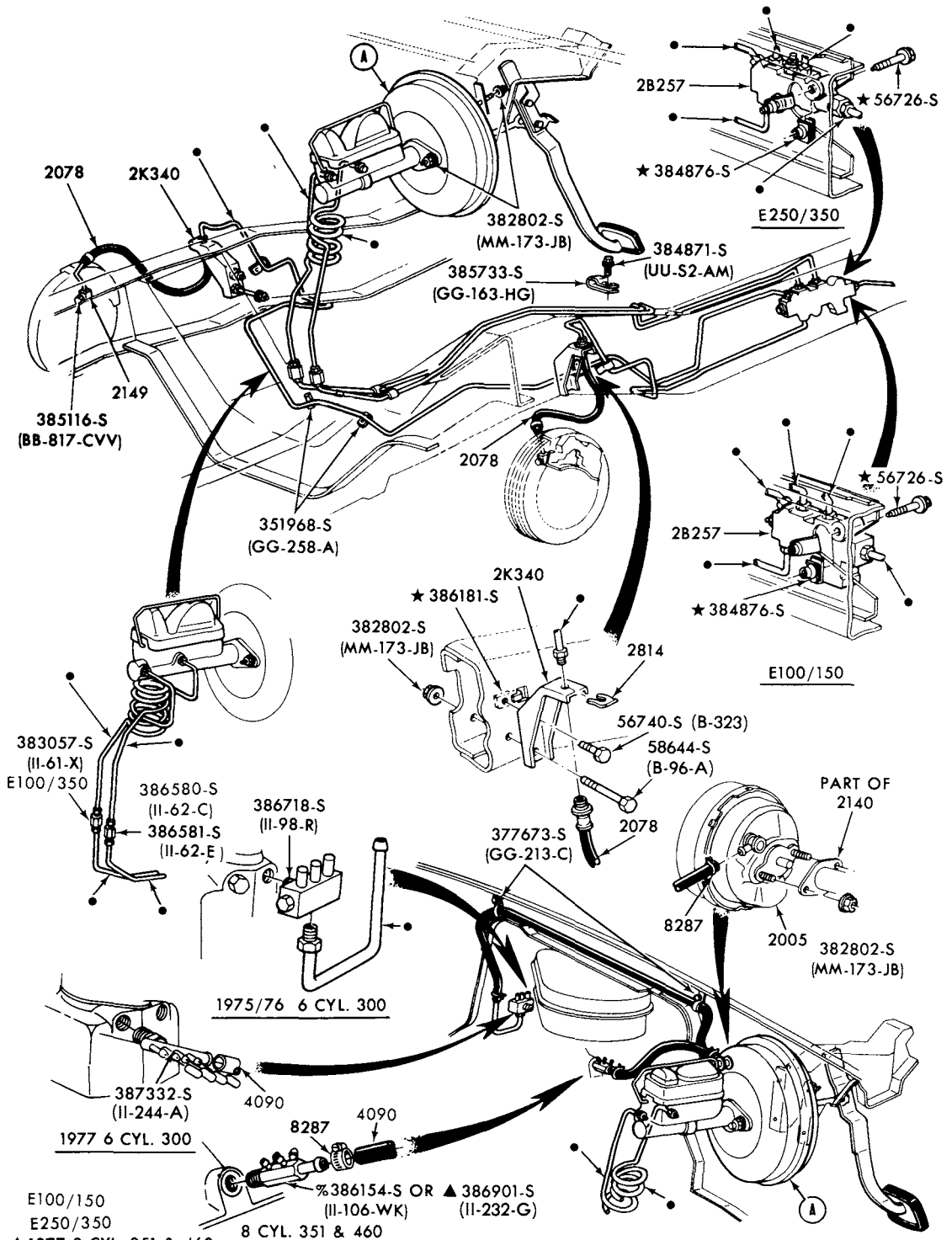
BUY IT NOW!

Click Here To Order

1980/89
LIGHT TRUCK

ILLUSTRATION
SECTION 20

1



E100/150
E250/350
▲ 1977 8 CYL. 351 & 460
% 1975/76 8 CYL. 351 & 460
● REFER TO BASIC 2269 BULK TUBING

PAGE A CONTINUED ON PAGE B

P-13320



BUY IT NOW!

Click Here To Order

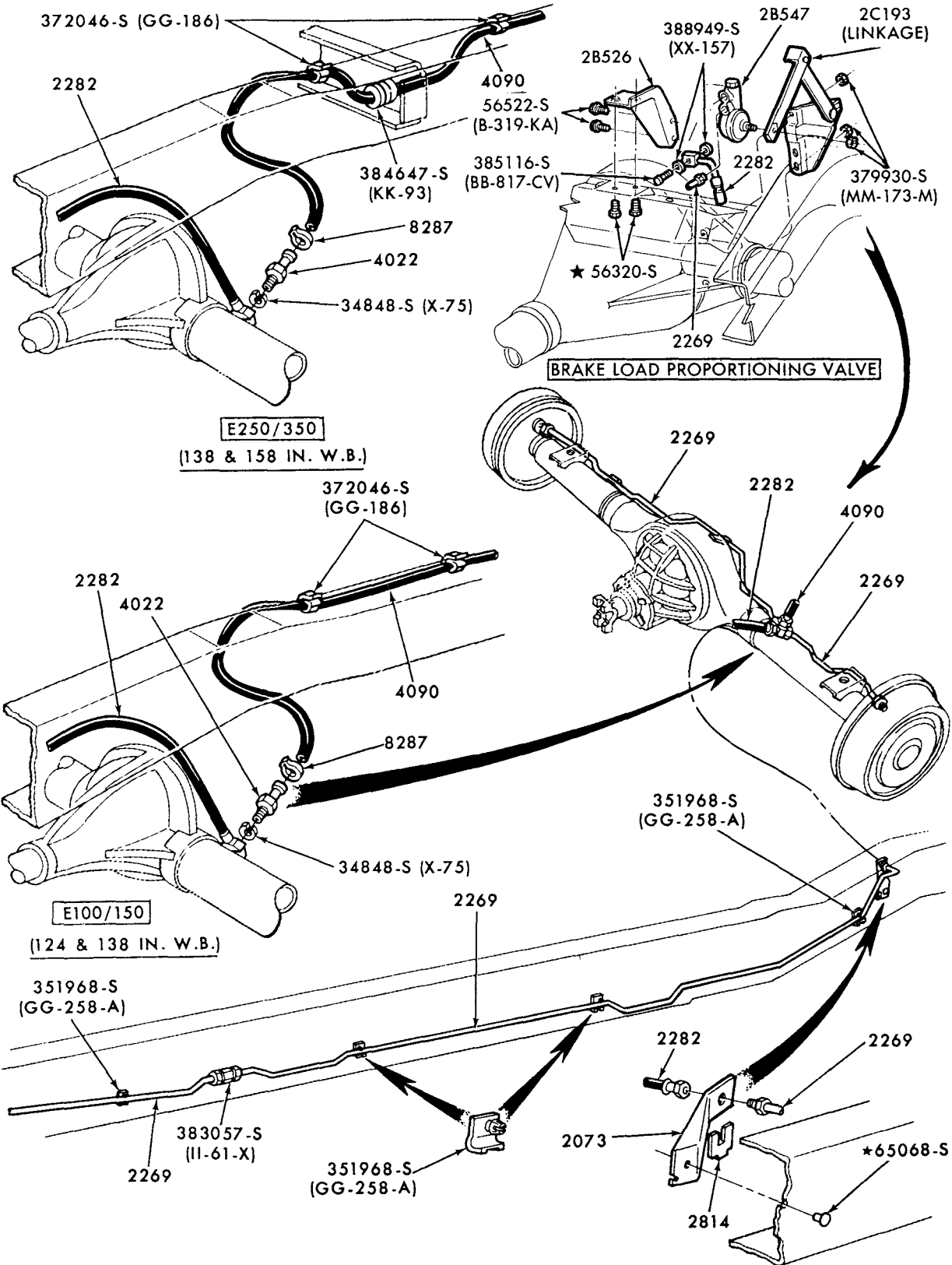
SYSTEM — FRONT SECTION — PAGE A (Cont'd on Page B)
1980/86 E100/350

© 1994 - FORD MOTOR COMPANY - DEARBORN, MICHIGAN



Final Issue

1980/89
LIGHT TRUCK



P-11671-B

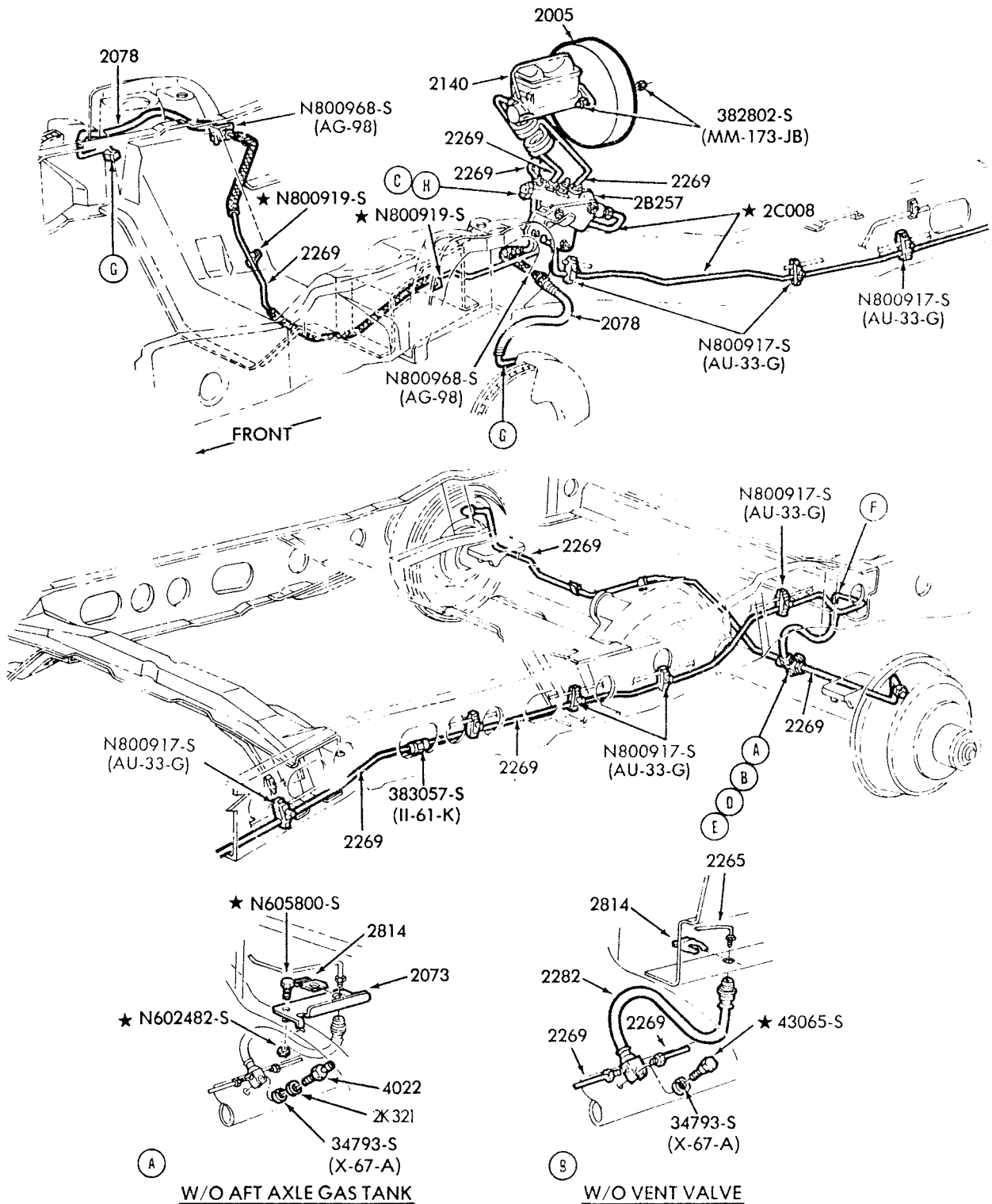


BUY IT NOW!

Click Here To Order

BRAKE SYSTEM — REAR SECTION — PAGE B
1980/86 E100/350





PAGE A CONTINUED ON PAGE B

P-15568

100% SATISFACTION GUARANTEED

BUY IT NOW!

Click Here To Order

PayPal

Discover

MasterCard

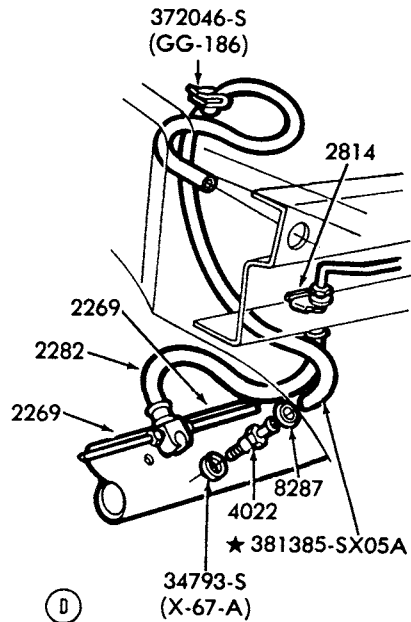
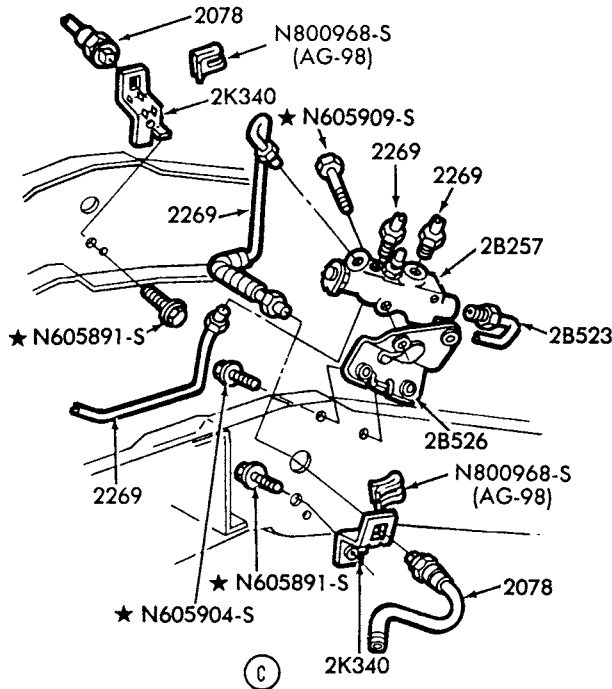
VISA

BRAKE SYSTEM — PAGE A (Cont'd on Page B)

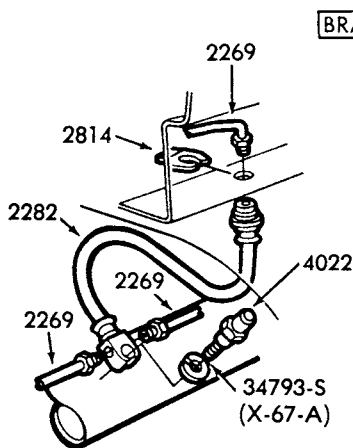
1980/86 F-U100/350

© 1994 FORD MOTOR COMPANY - DEARBORN, MICHIGAN

Final Issue

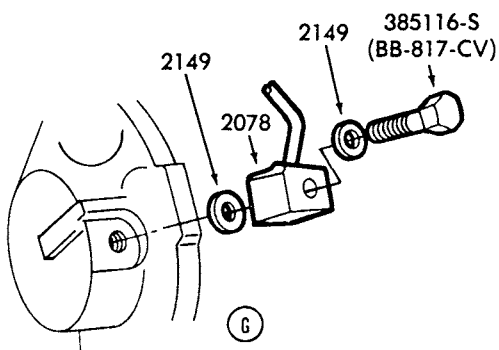
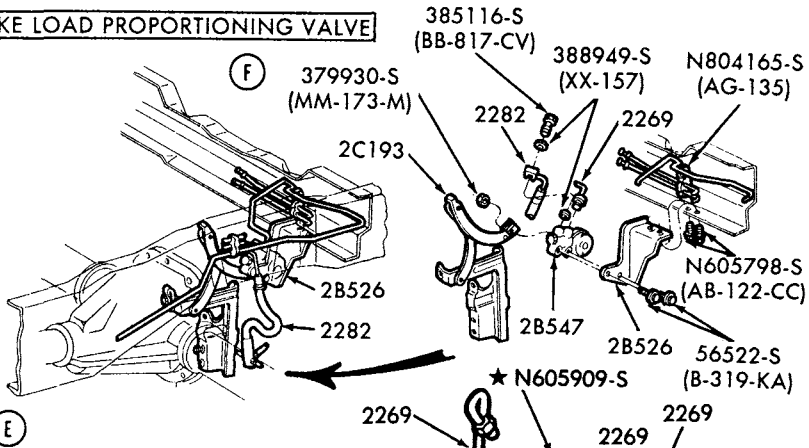


F250/350 (4 x 4) W/AFT AXLE FUEL TANK

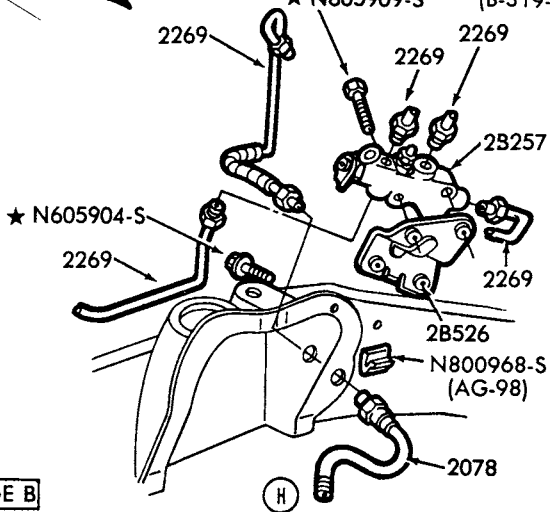


F250/F350 (4 x 2) W/AFT AXLE FUEL TANK

BRAKE LOAD PROPORTIONING VALVE



PAGE B

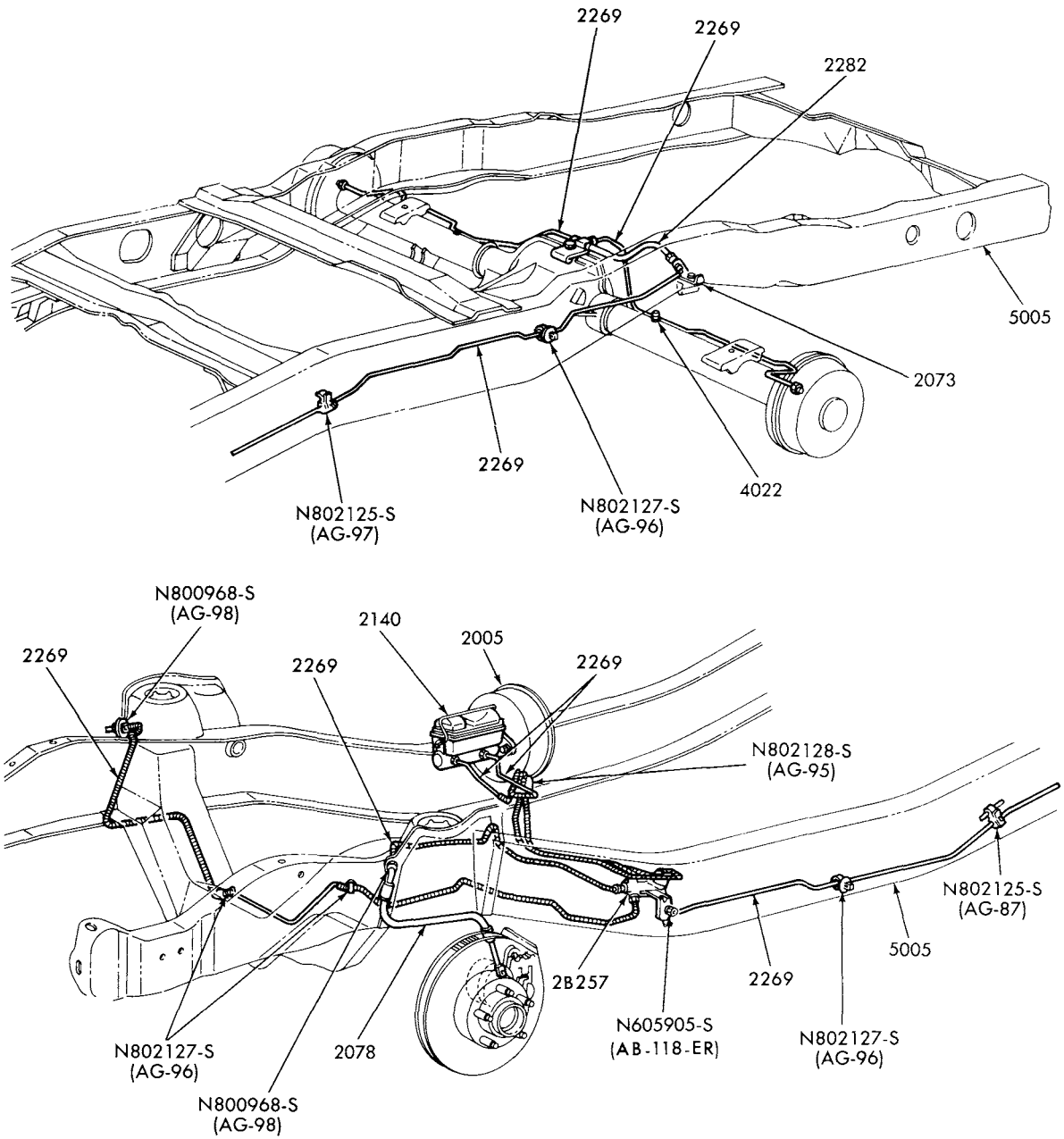


P-15569

100% SATISFACTION GUARANTEED

BUY IT NOW!

Click Here To Order



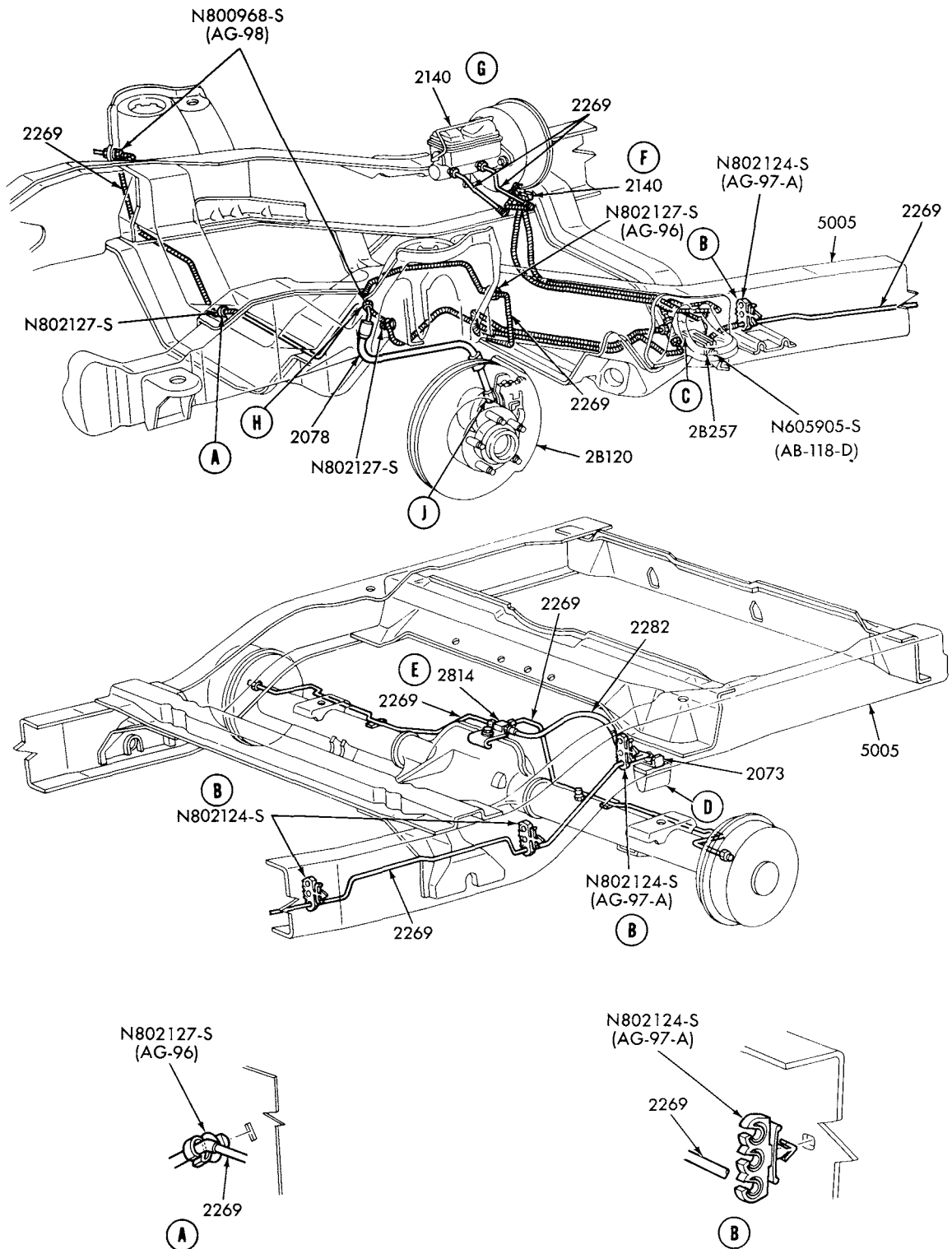
P-17143

100% SATISFACTION GUARANTEED

BUY IT NOW!

Click Here To Order

BRAKE SYSTEM — PAGE A (Cont'd on Page B)
1983/86 R



PAGE-A CONT'D ON PAGE-B

P-17690



BUY IT NOW!

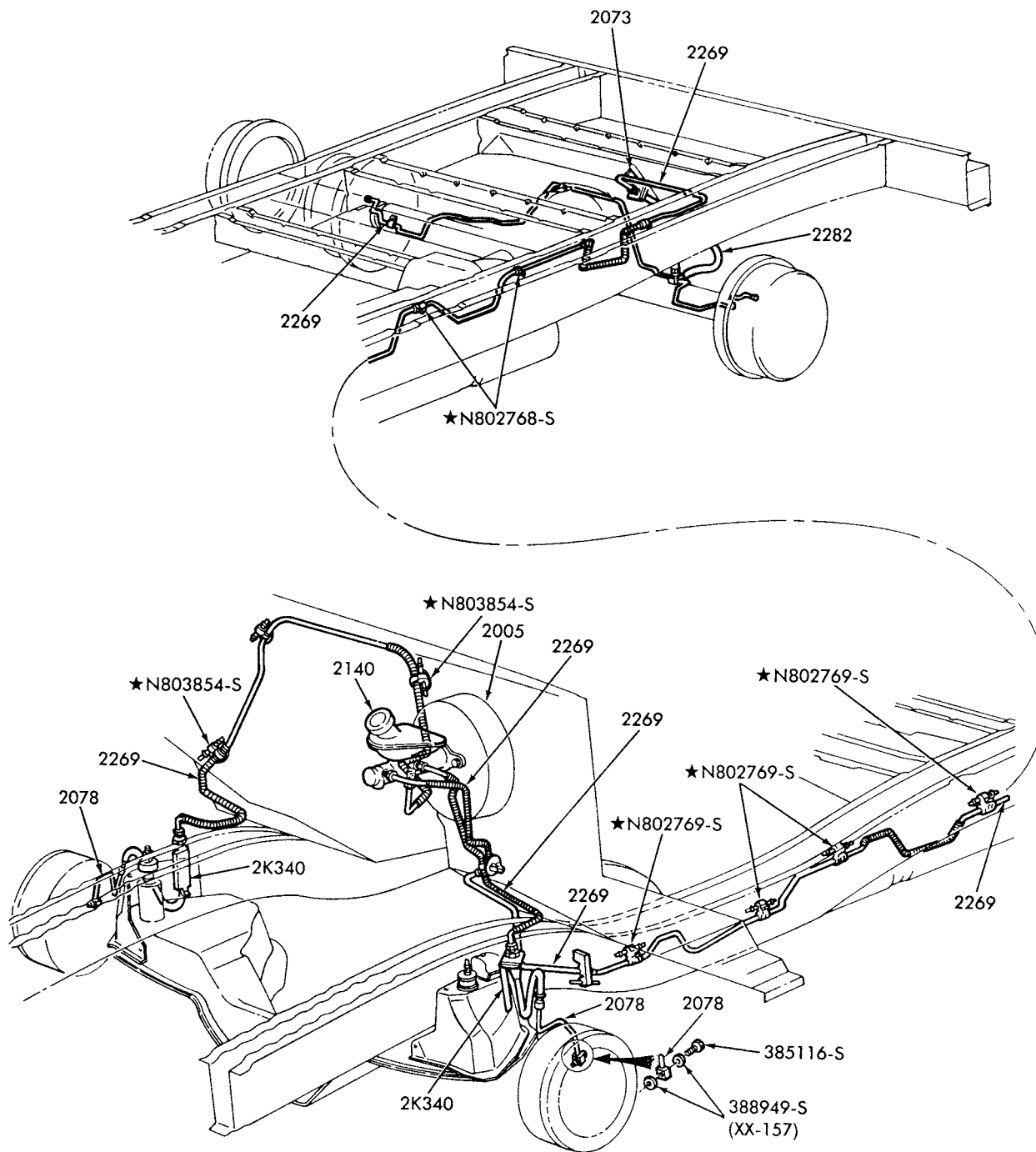
Click Here To Order

**BRAKE SYSTEM — PAGE A (Cont'd on Page B)
1984/86 B**

COPYRIGHT © 1994 - FORD MOTOR - DEARBORN, MICHIGAN
COMPANY

Final Issue





P-18902

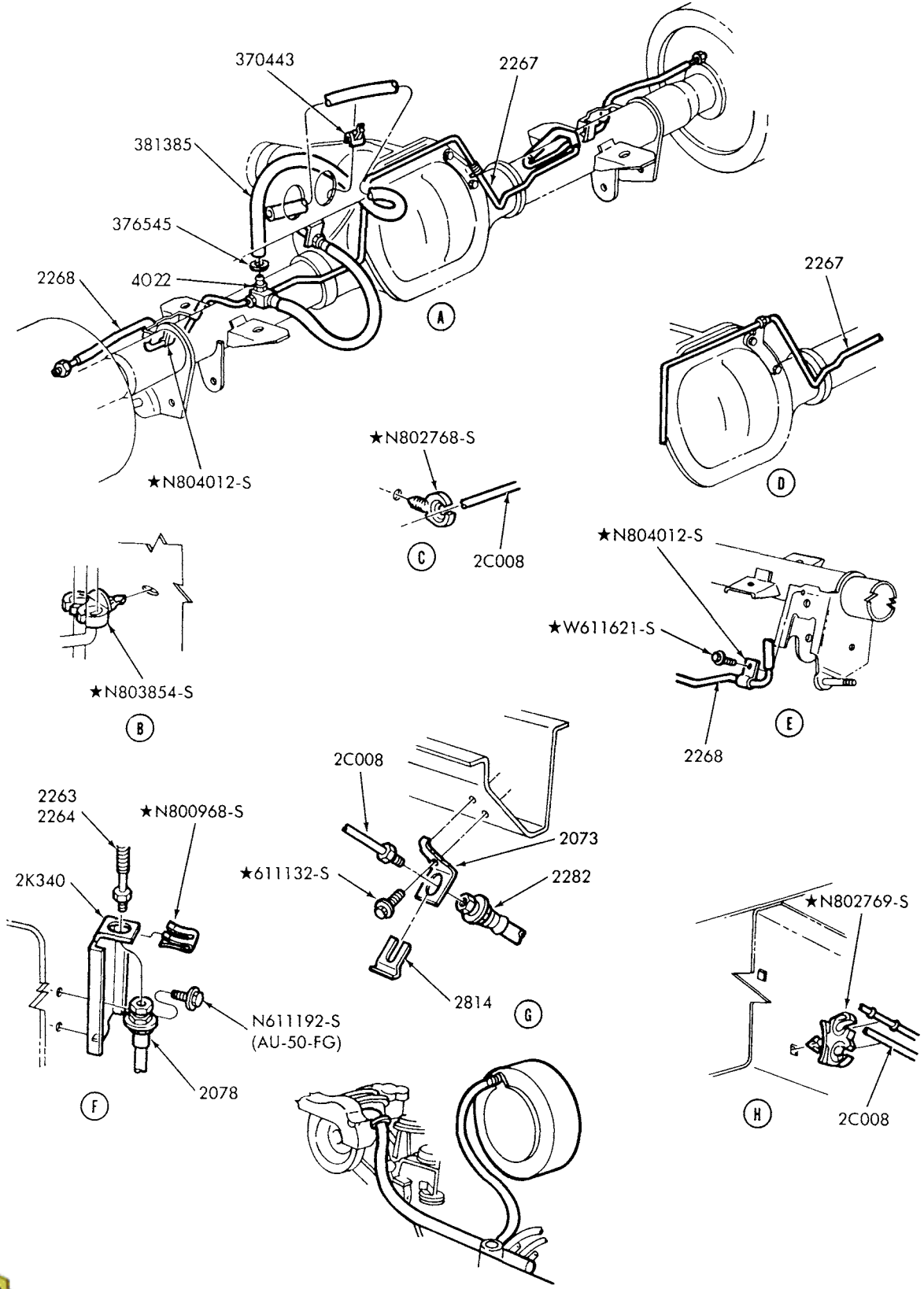
100% SATISFACTION GUARANTEED
BUY IT NOW!
Click Here To Order

PayPal
Discover
MasterCard
VISA

BRAKE SYSTEM — PAGE A (Cont'd on Page B)
1986/88 A

© 1994 - FORD MOTOR COMPANY - DEARBORN, MICHIGAN

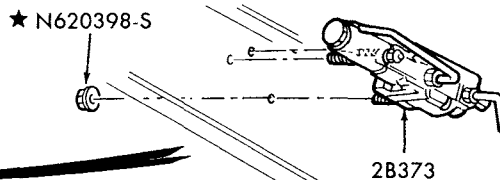
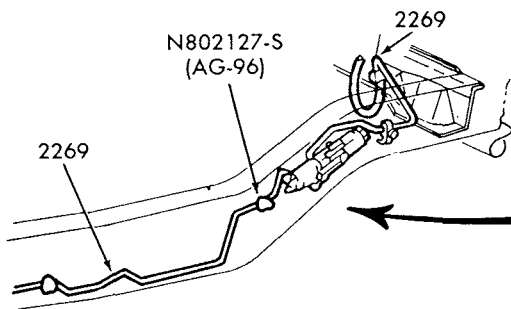
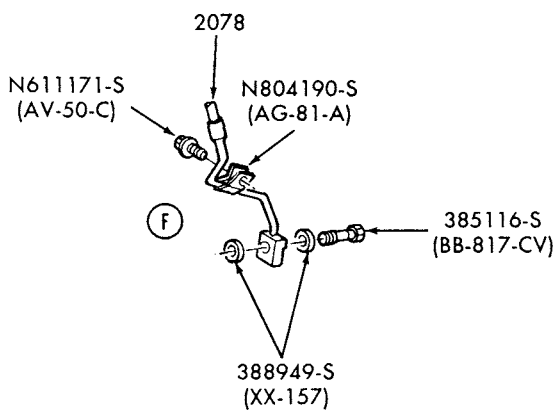
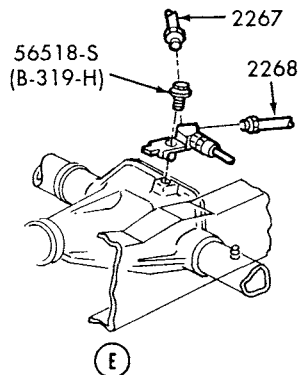
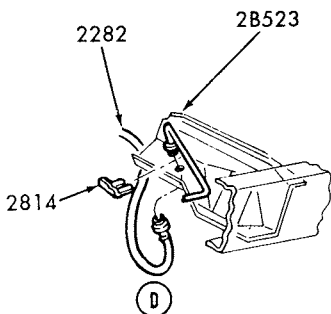
Final Issue



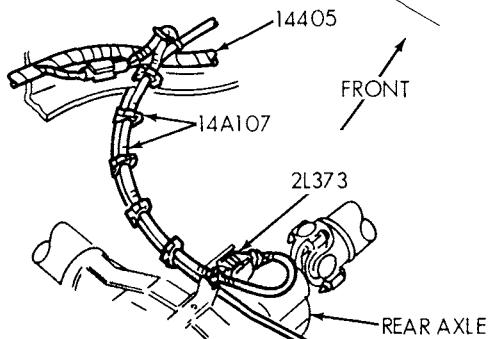
P-18903

100% SATISFACTION GUARANTEED
BUY IT NOW!
Click Here To Order

PayPal American Express Discover Plus MasterCard VISA



1987/BRONCO II
W/ ANTI SKID



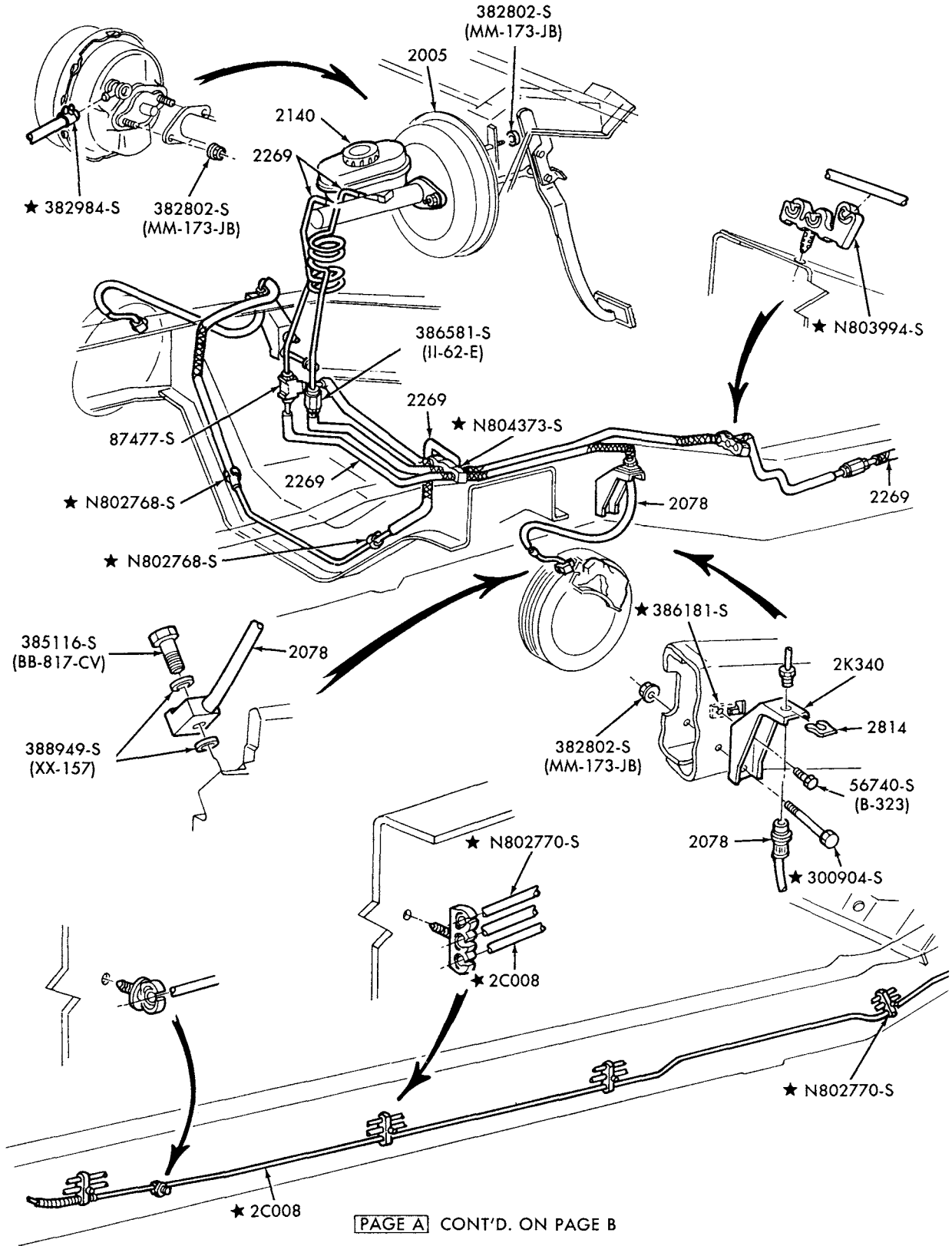
REAR AXLE SENSOR SWITCH

100% SATISFACTION GUARANTEED

BUY IT NOW!

Click Here To Order

1980/89
LIGHT TRUCK



P-19807



BUY IT NOW!

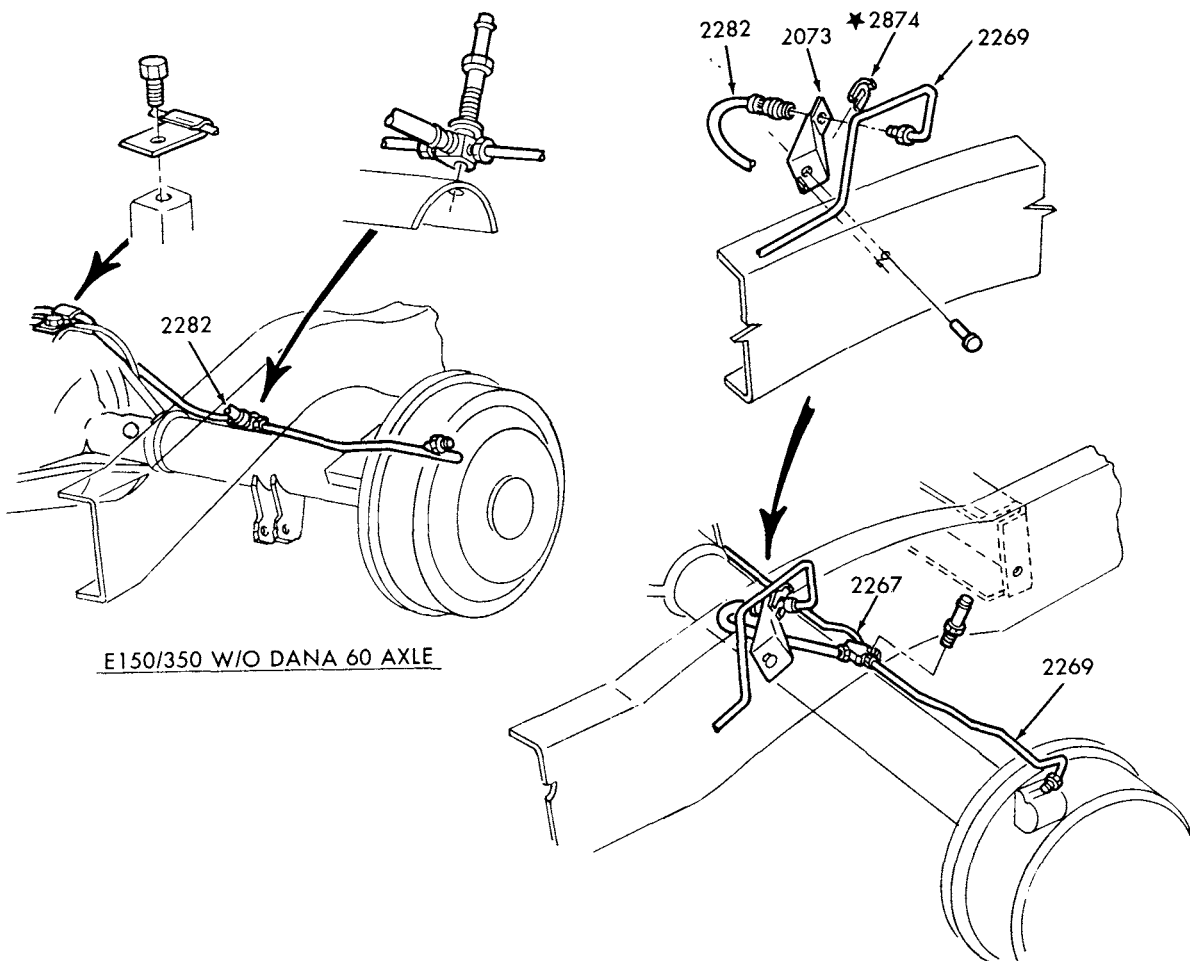
Click Here To Order

STEERING SYSTEM — PAGE A (Cont'd on Page B)
1987/ E150/350

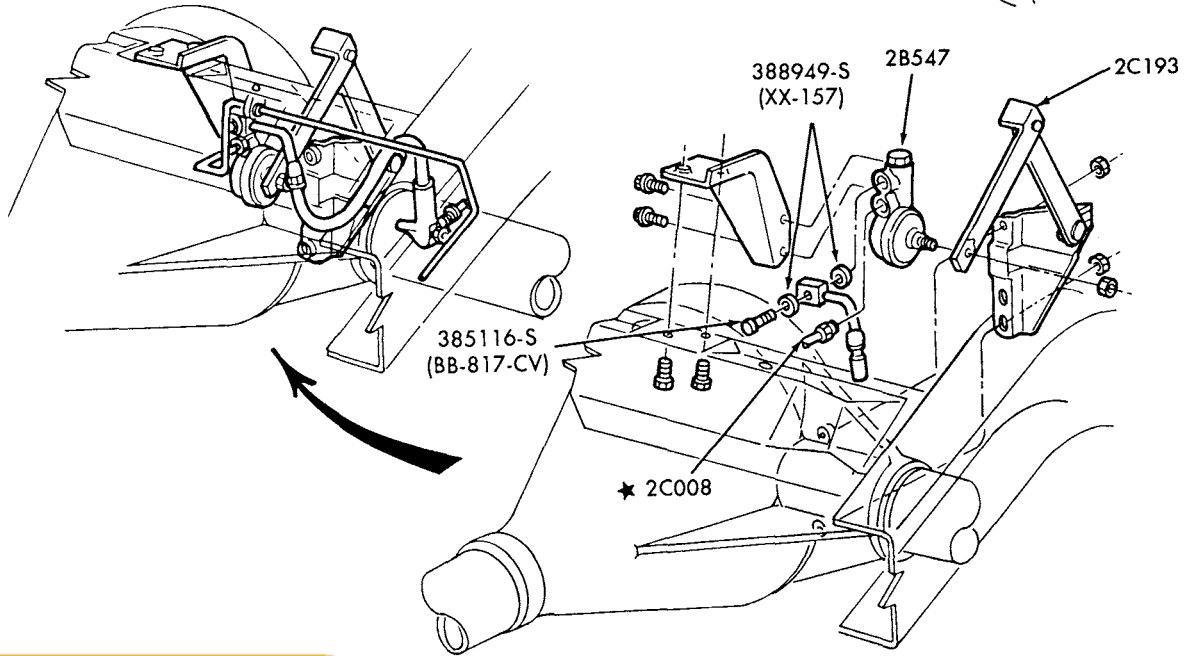
COPYRIGHT © 1994 - FORD MOTOR - DEARBORN, MICHIGAN
COMPANY

Final Issue





E150/350 W/O DANA 60 AXLE

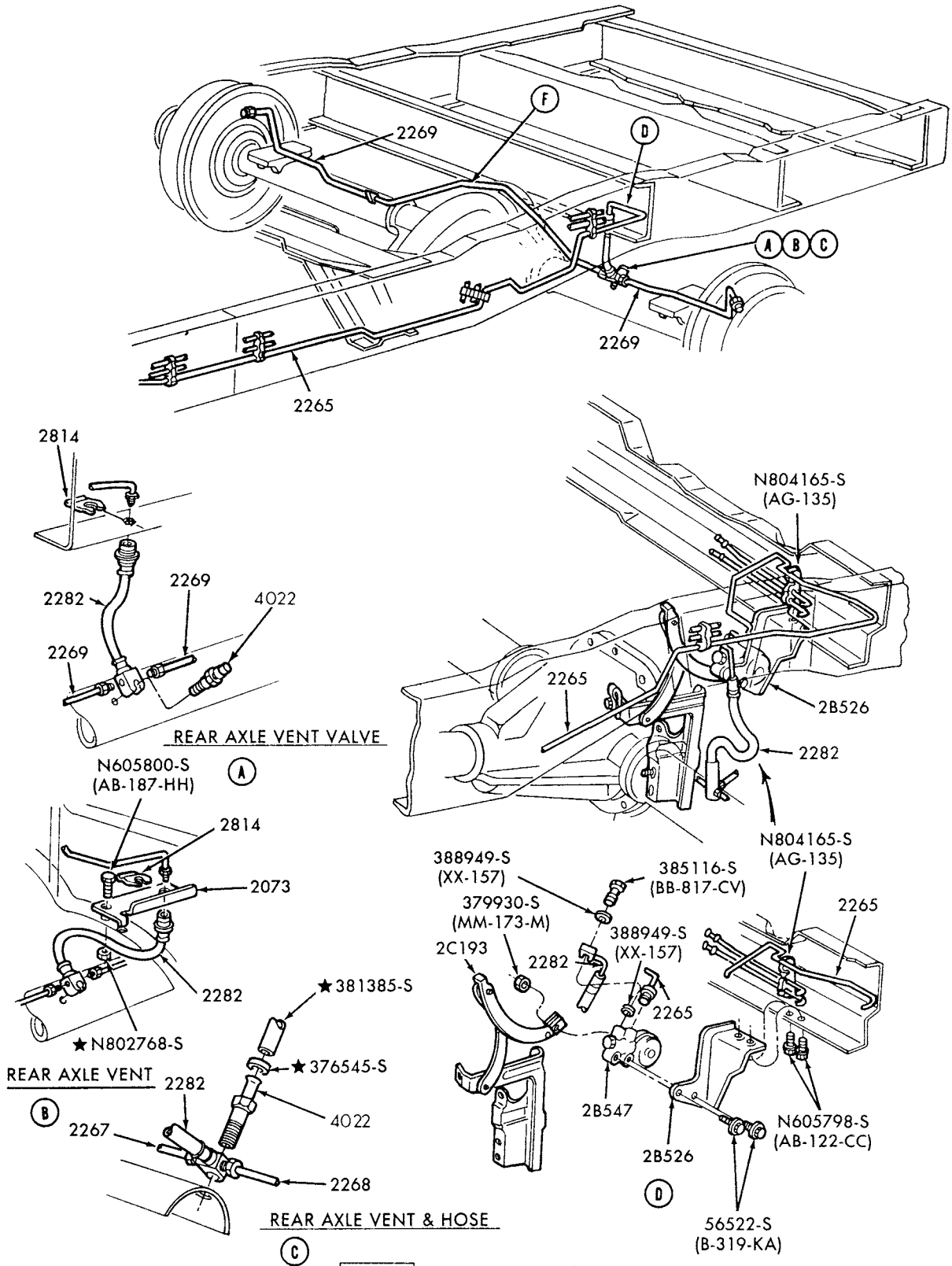


100% SATISFACTION GUARANTEED

BUY IT NOW!

Click Here To Order

PayPal American Express Discover MasterCard VISA



PAGE A CONT'D. ON PAGE B

P-19805

100% SATISFACTION GUARANTEED

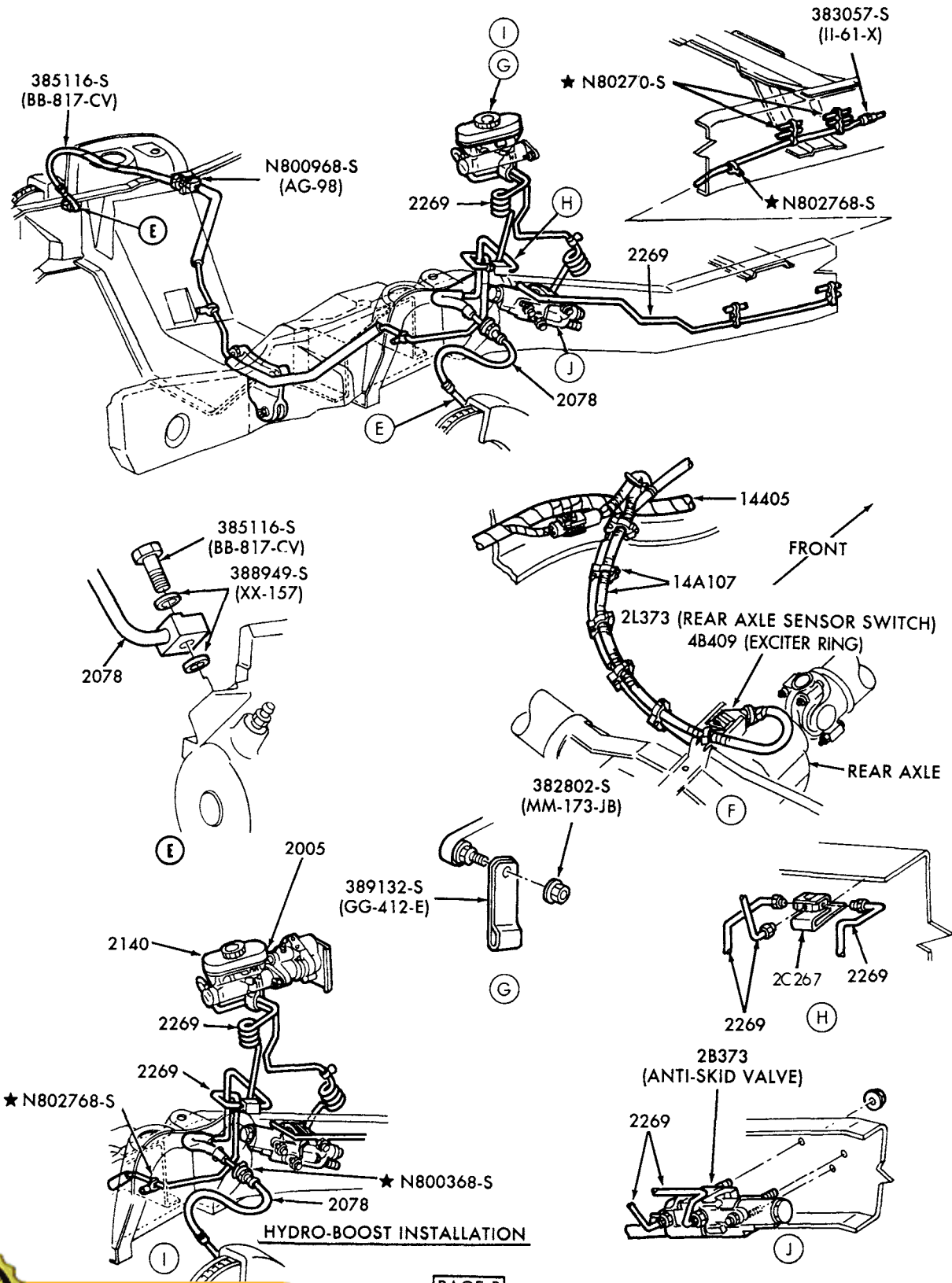
BUY IT NOW!

Click Here To Order

PayPal, American Express, Discover, MasterCard, VISA

REAR AXLE ANTI-LOCK SYSTEM — PAGE A (Cont'd on Page B)
1987/88 F150/350 and U150

1980/89
LIGHT TRUCK



PAGE B

P-19806

BRAKE ANTI-LOCK SYSTEM — PAGE B
1987/88 F150/350 and U150

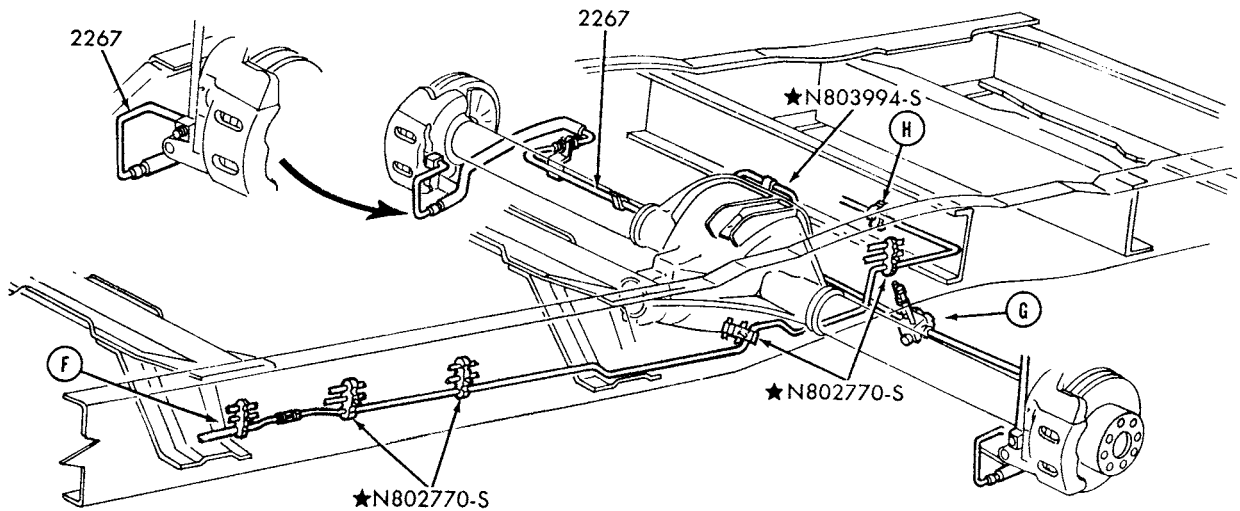
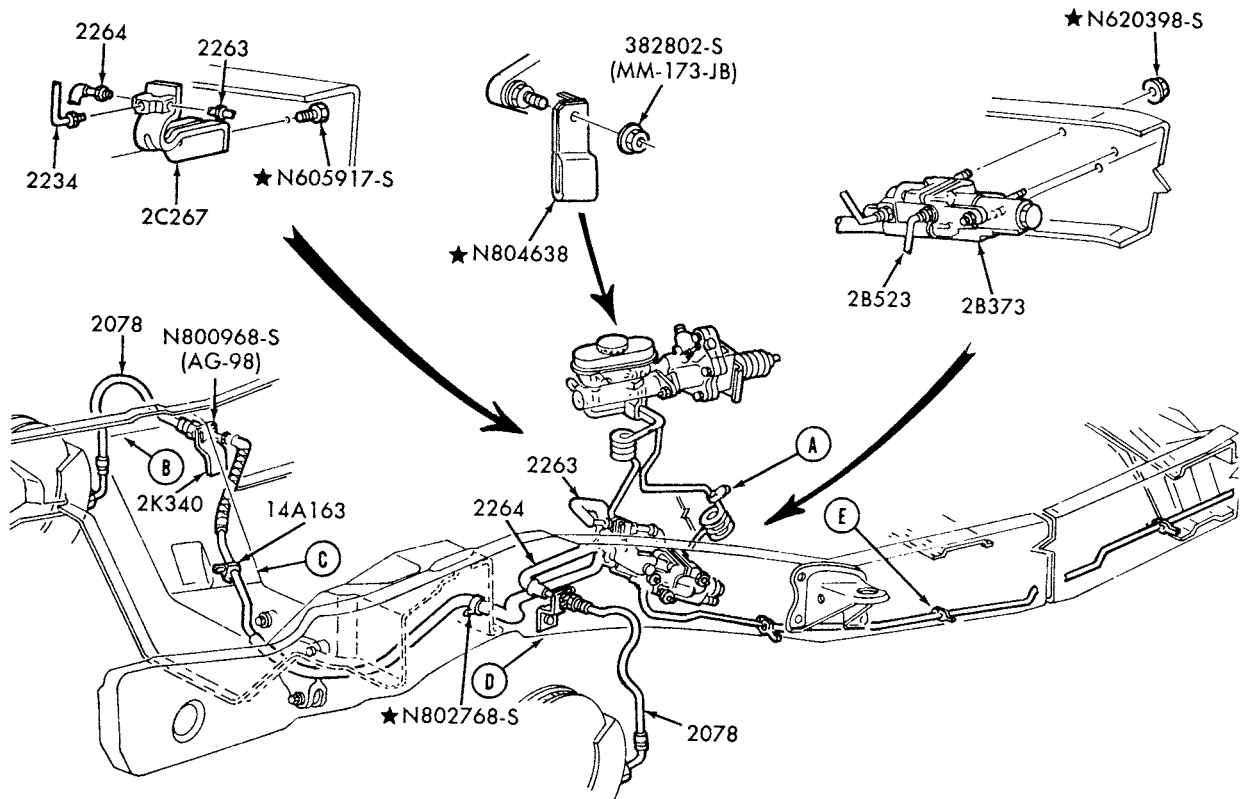


BUY IT NOW!

[Click Here To Order](#)



1980/89
LIGHT TRUCK



PAGE A CONT'D. ON PAGE B

P-20783

100% SATISFACTION GUARANTEED

BUY IT NOW!

Click Here To Order

PayPal, American Express, Discover, MasterCard, VISA

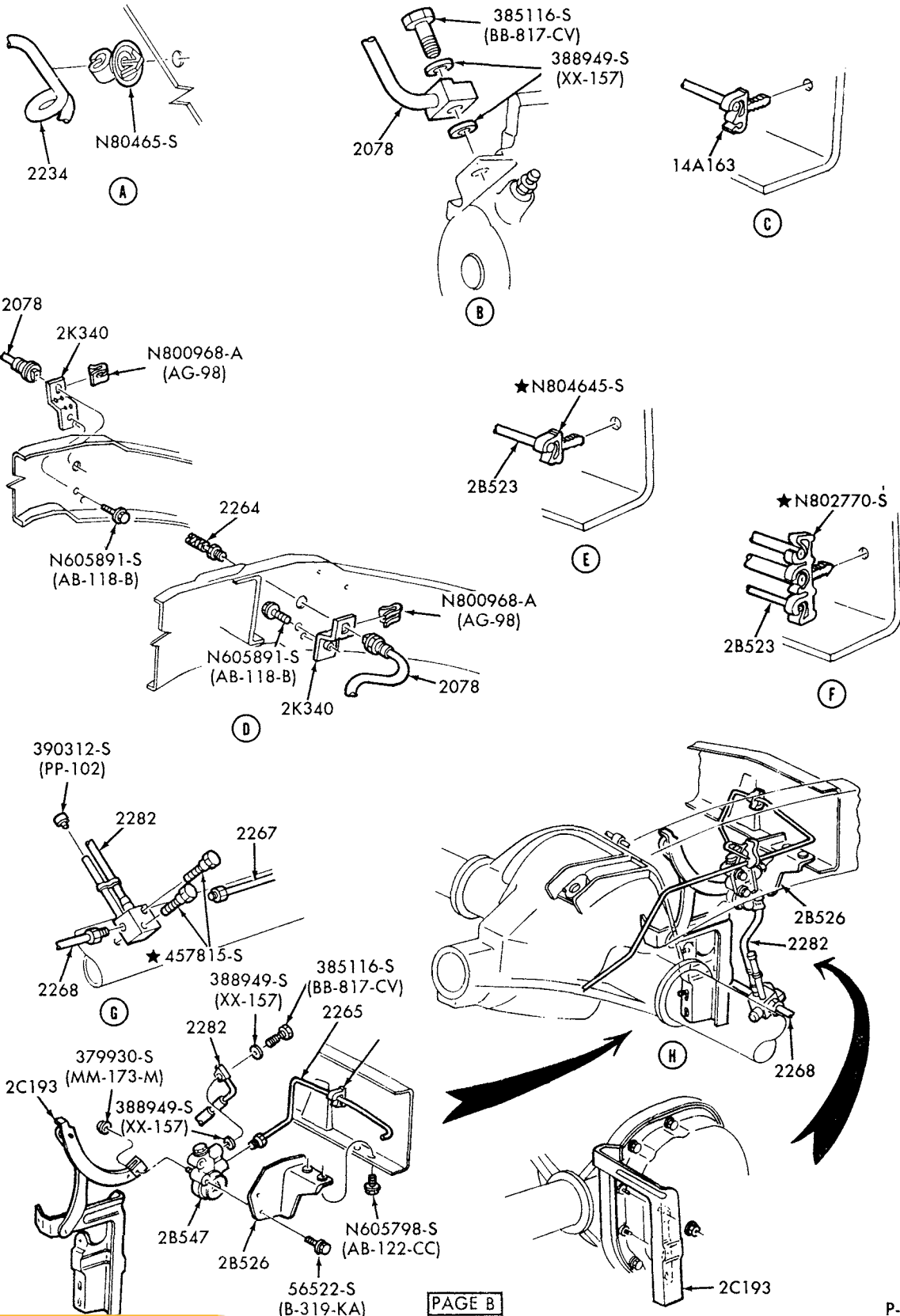
BRAKE SYSTEM — PAGE A (Cont'd on Page B)
1988/ F(SUPER DUTY)

COPYRIGHT © 1994 — FORD MOTOR — DEARBORN, MICHIGAN
COMPANY

Final Issue

ILLUSTRATION SECTION 20

1980/89 LIGHT TRUCK



PAGE B

P-20784

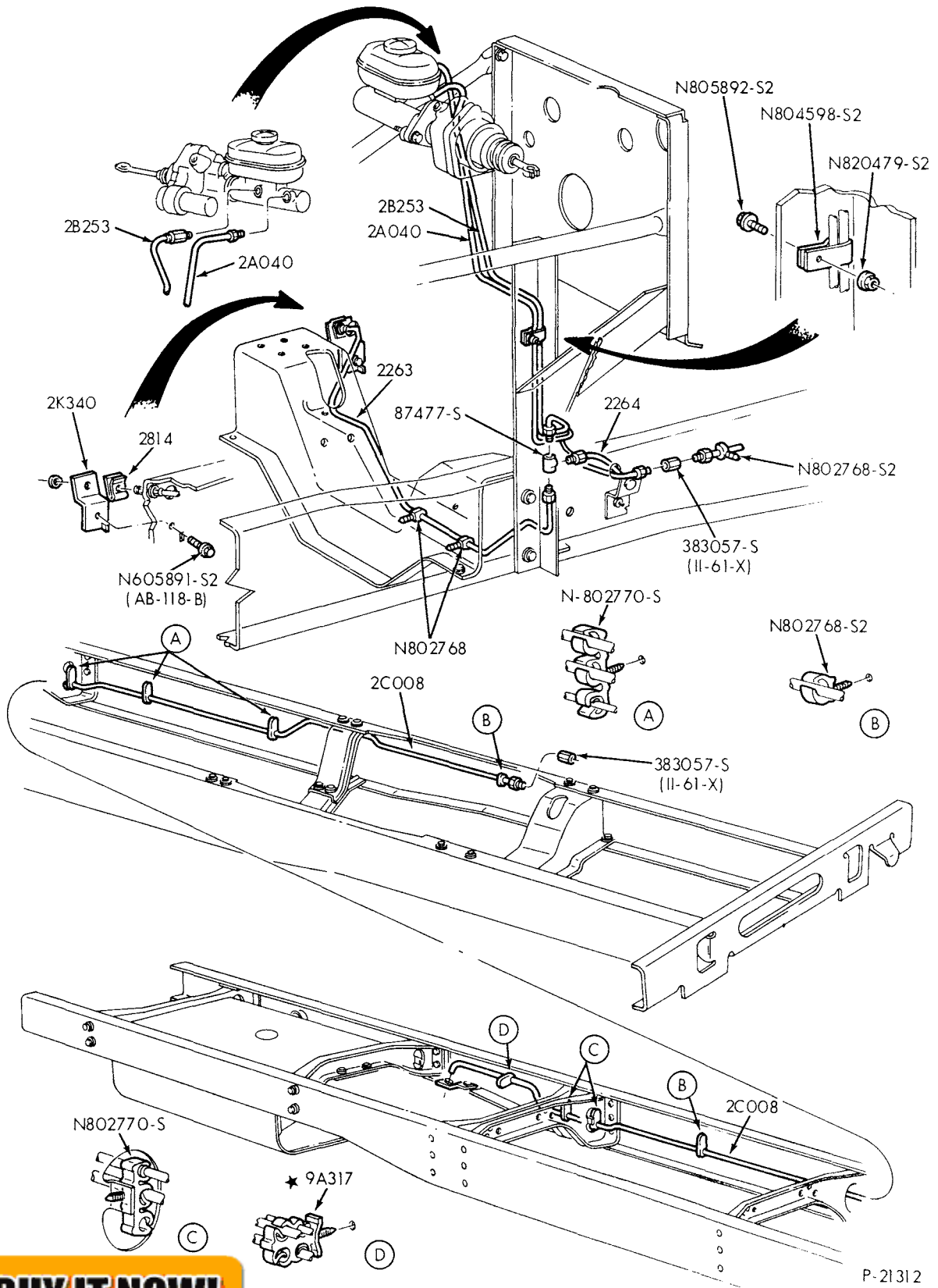


BUY IT NOW!

Click Here To Order

BRAKE SYSTEM — PAGE B
1988/ F(SUPER DUTY)





P-21312



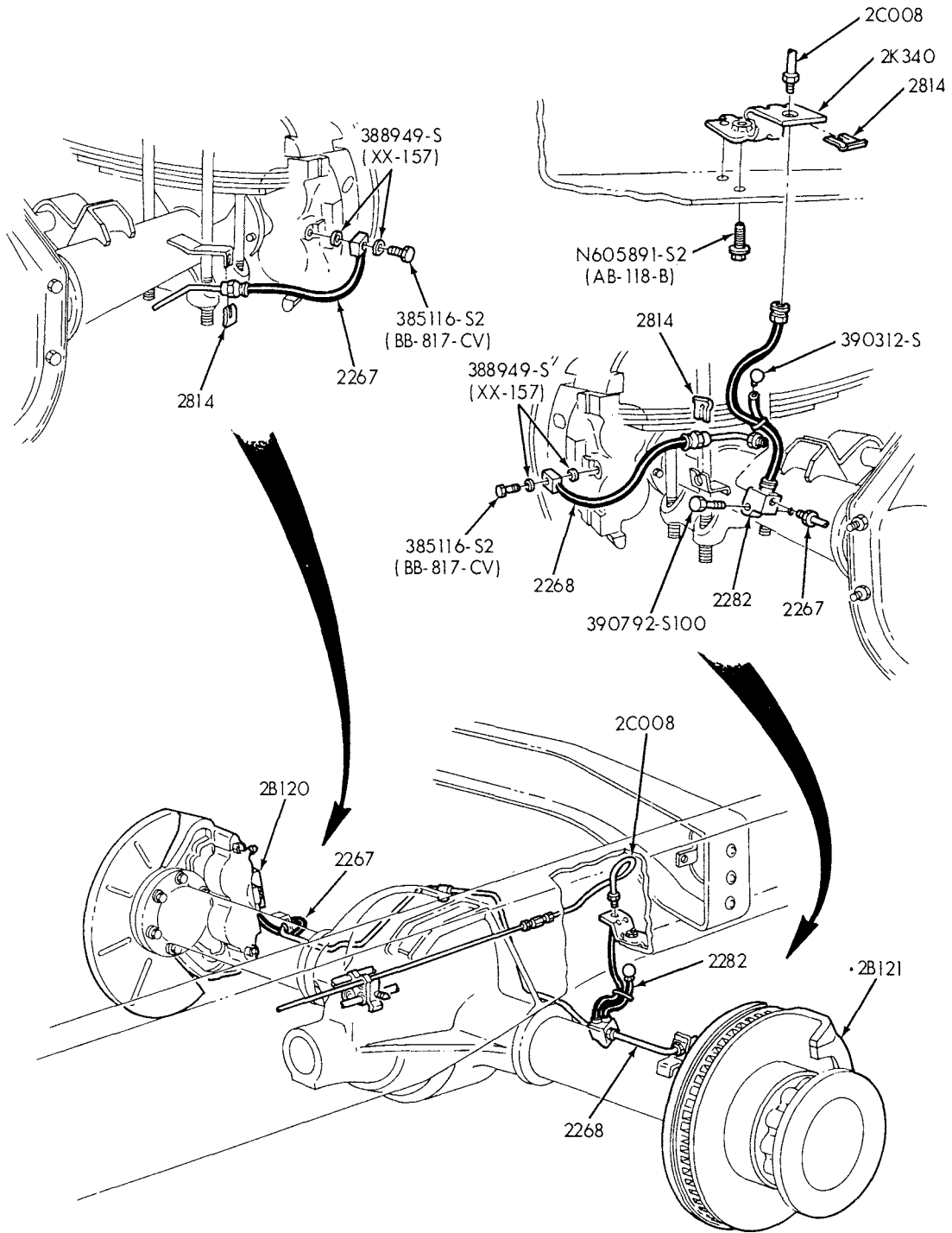
BUY IT NOW!

Click Here To Order

BRAKE SYSTEM — PAGE A (CONT'D ON PAGE B)
1989 F59 — STRIPPED CHASSIS



1980/89
LIGHT TRUCK



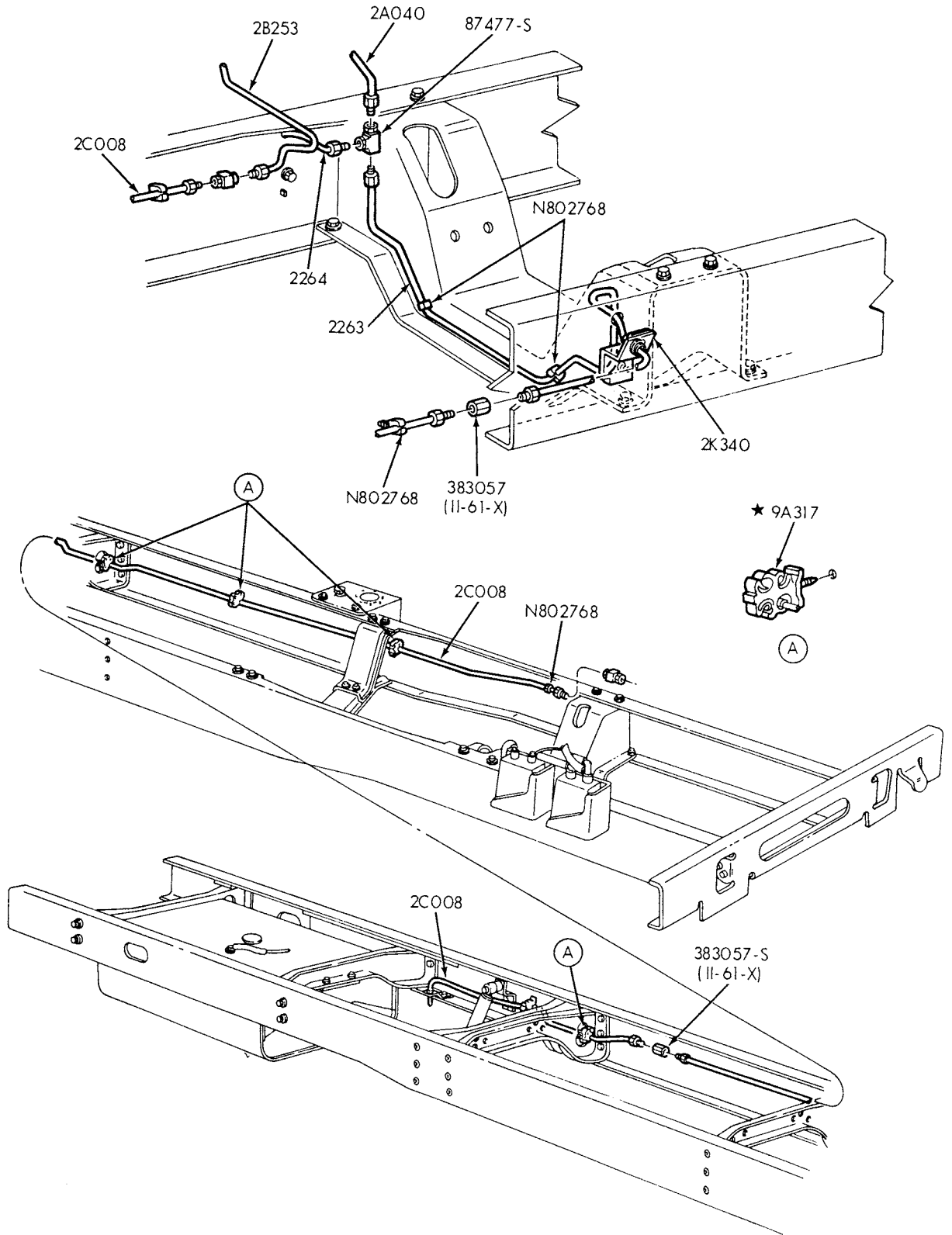
P-21313

100% SATISFACTION GUARANTEED

BUY IT NOW!

[Click Here To Order](#)

1980/89
LIGHT TRUCK



P-21310



BUY IT NOW!

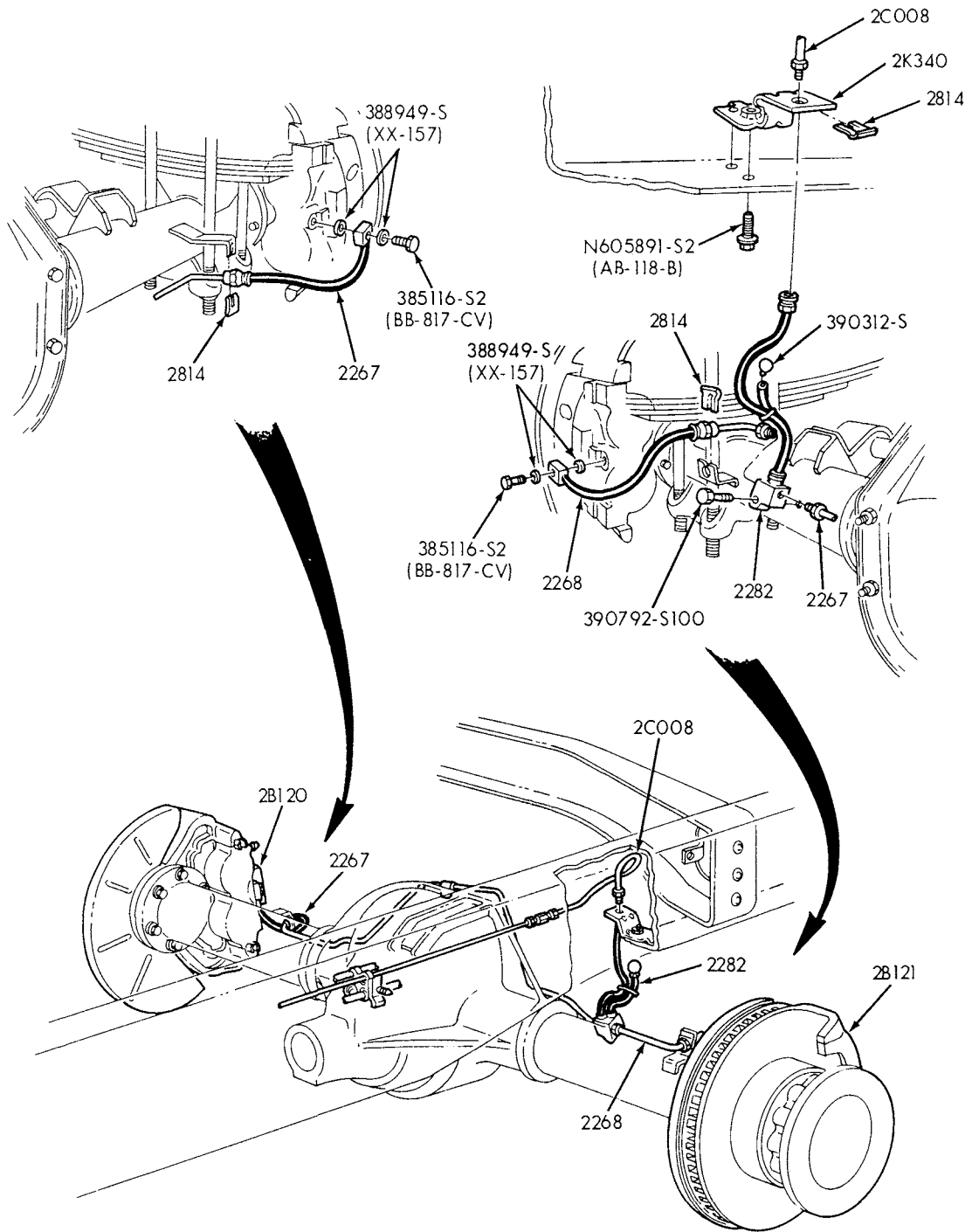
Click Here To Order

BRAKE SYSTEM — PAGE A (CONT'D ON PAGE B)
1989 F53 — STRIPPED CHASSIS

COPYRIGHT © 1994 - FORD MOTOR - DEARBORN, MICHIGAN
COMPANY



Final Issue



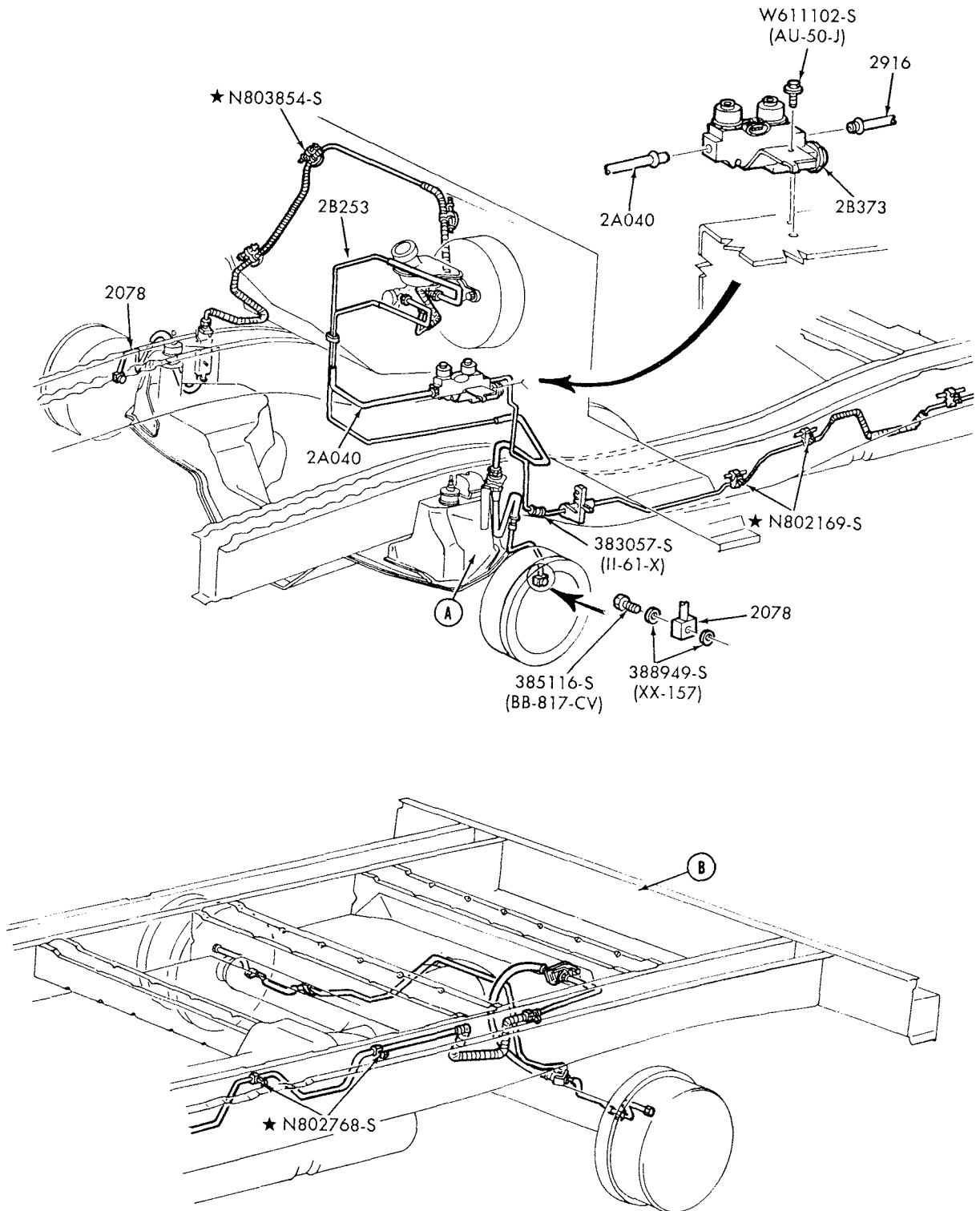
P-21311

100% SATISFACTION GUARANTEED
BUY IT NOW!
Click Here To Order

PayPal American Express Discover Novus MasterCard VISA

1980/89
LIGHT TRUCK

ILLUSTRATION
SECTION 20 23



PAGE A CONT'D ON PAGE B

P-21575



BUY IT NOW!

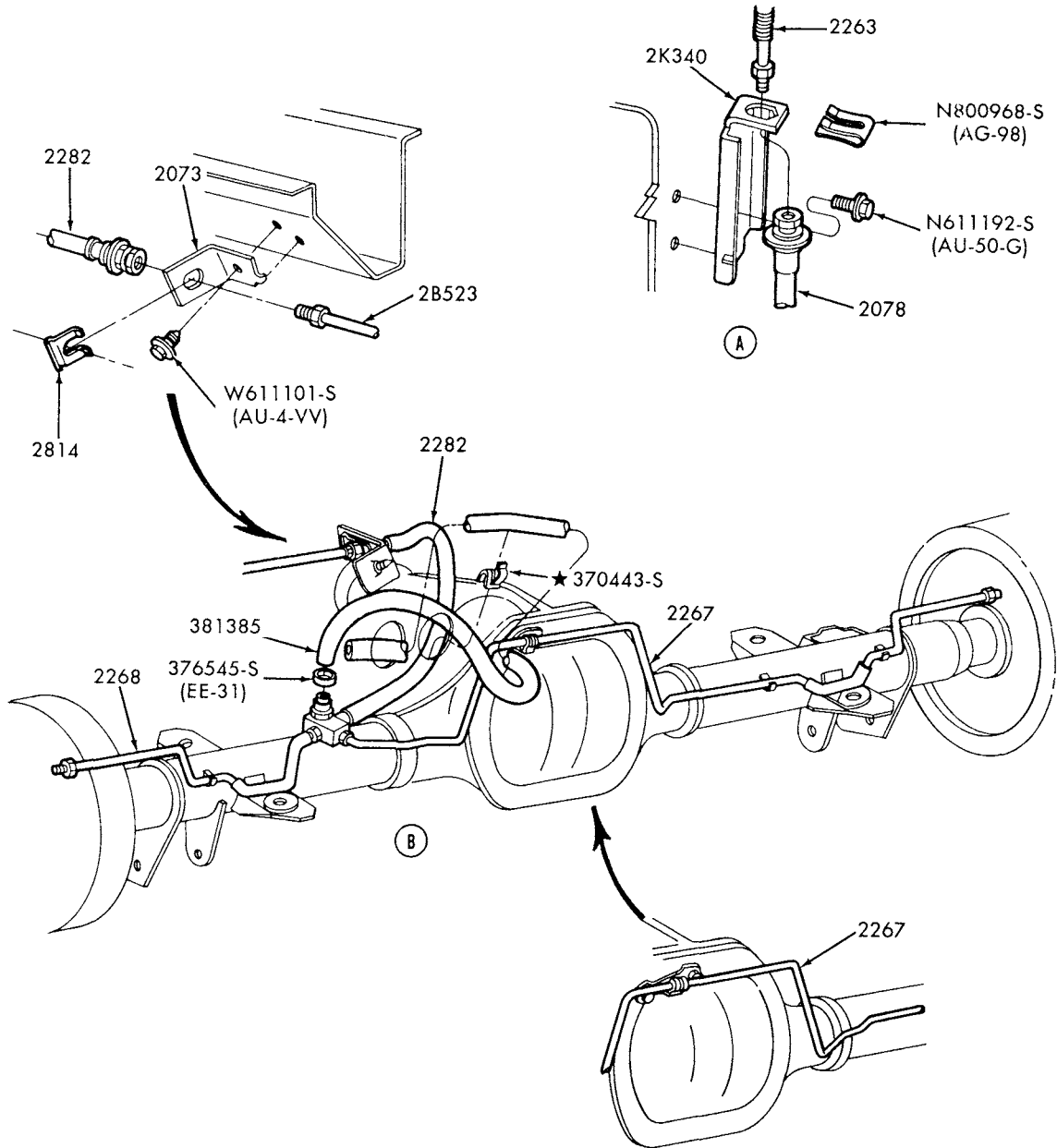
Click Here To Order

ANTI-LOCK SYSTEM — PAGE A (Cont'd on Page B)
1989 A

RIGHT © 1994 - FORD MOTOR - DEARBORN, MICHIGAN
COMPANY

Final Issue





PAGE B

P-21576

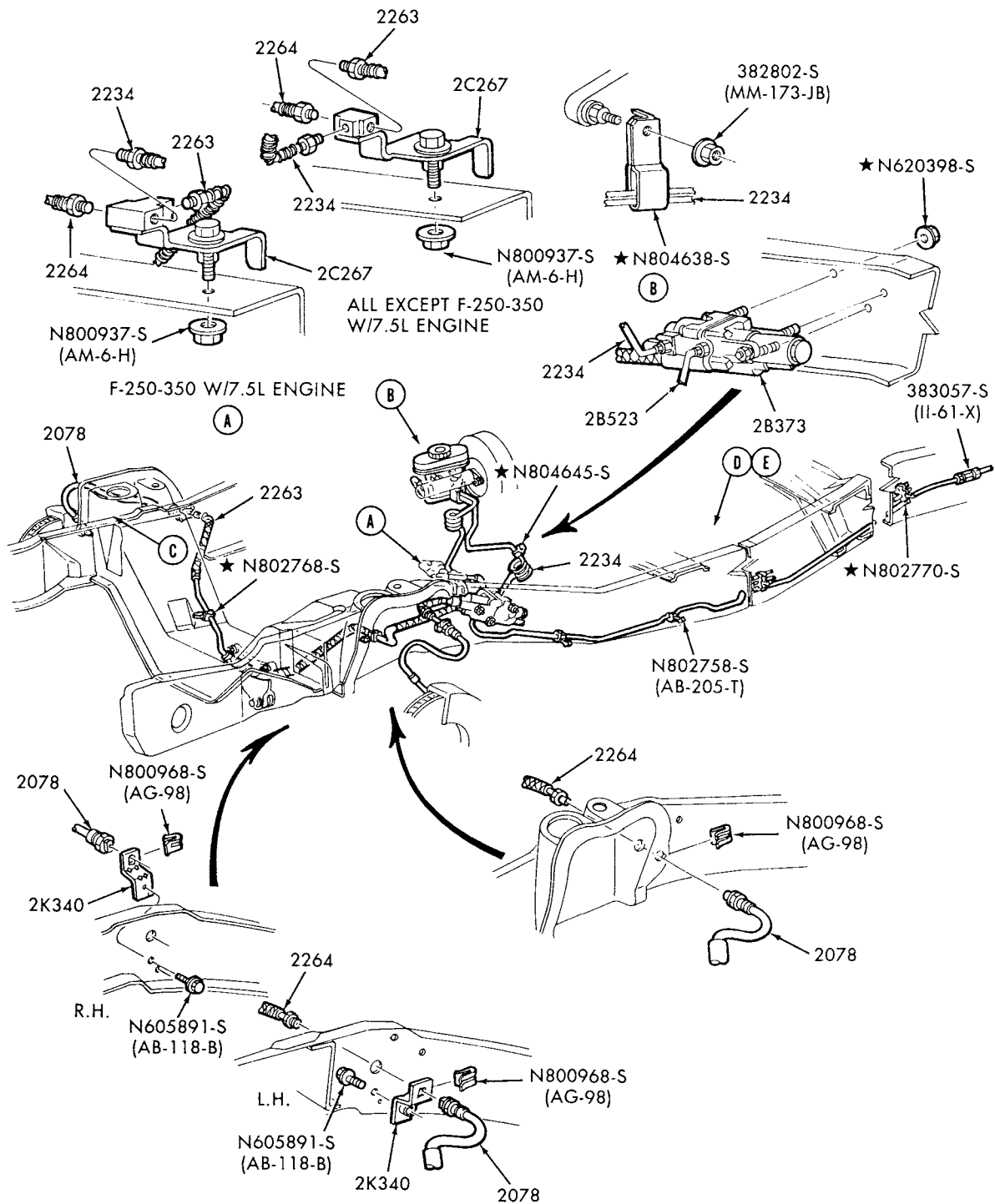
100% SATISFACTION GUARANTEED

BUY IT NOW!

Click Here To Order

PayPal
American Express
Discover
MasterCard
VISA

BRAKE ANTI-LOCK SYSTEM — PAGE B
1989 A



PAGE A CONT'D ON PAGE B

P-21572

100% SATISFACTION GUARANTEED

BUY IT NOW!

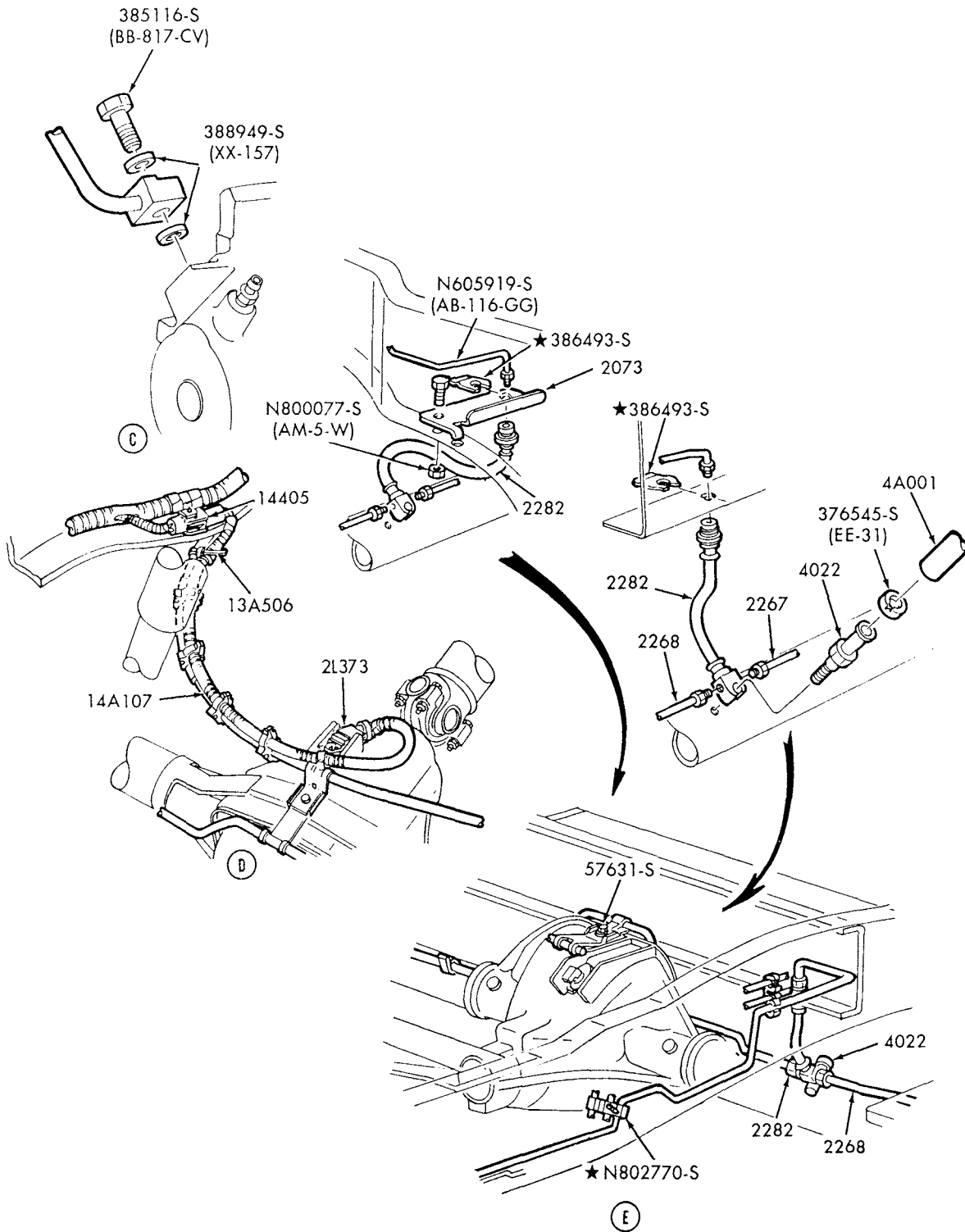
Click Here To Order

PayPal American Express Discover Novus MasterCard VISA

ANTI-LOCK SYSTEM — PAGE A (Cont'd on Page B)
1989 F150/350 (exc. F SUPER DUTY) and U150

© 1994 FORD MOTOR COMPANY - DEARBORN, MICHIGAN

Final Issue

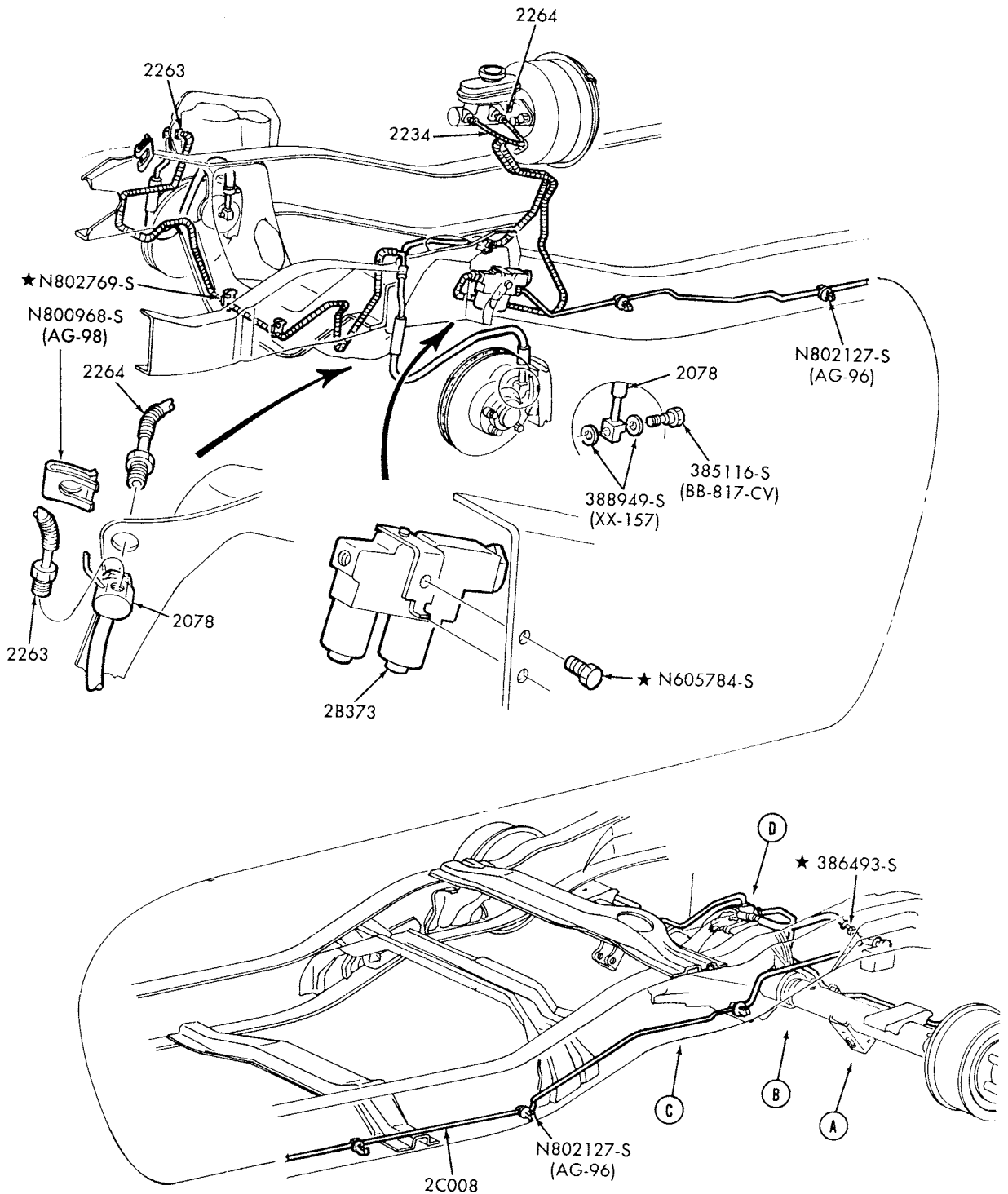


BUY IT NOW!

Click Here To Order

BRAKE ANTI-LOCK SYSTEM — PAGE B
1989 F150/350 (exc. F SUPER DUTY) and U150





PAGE A CONT'D ON PAGE B

P-21570

100% SATISFACTION GUARANTEED

BUY IT NOW!

Click Here To Order

MARCH 1994

PayPal

Discover

MasterCard

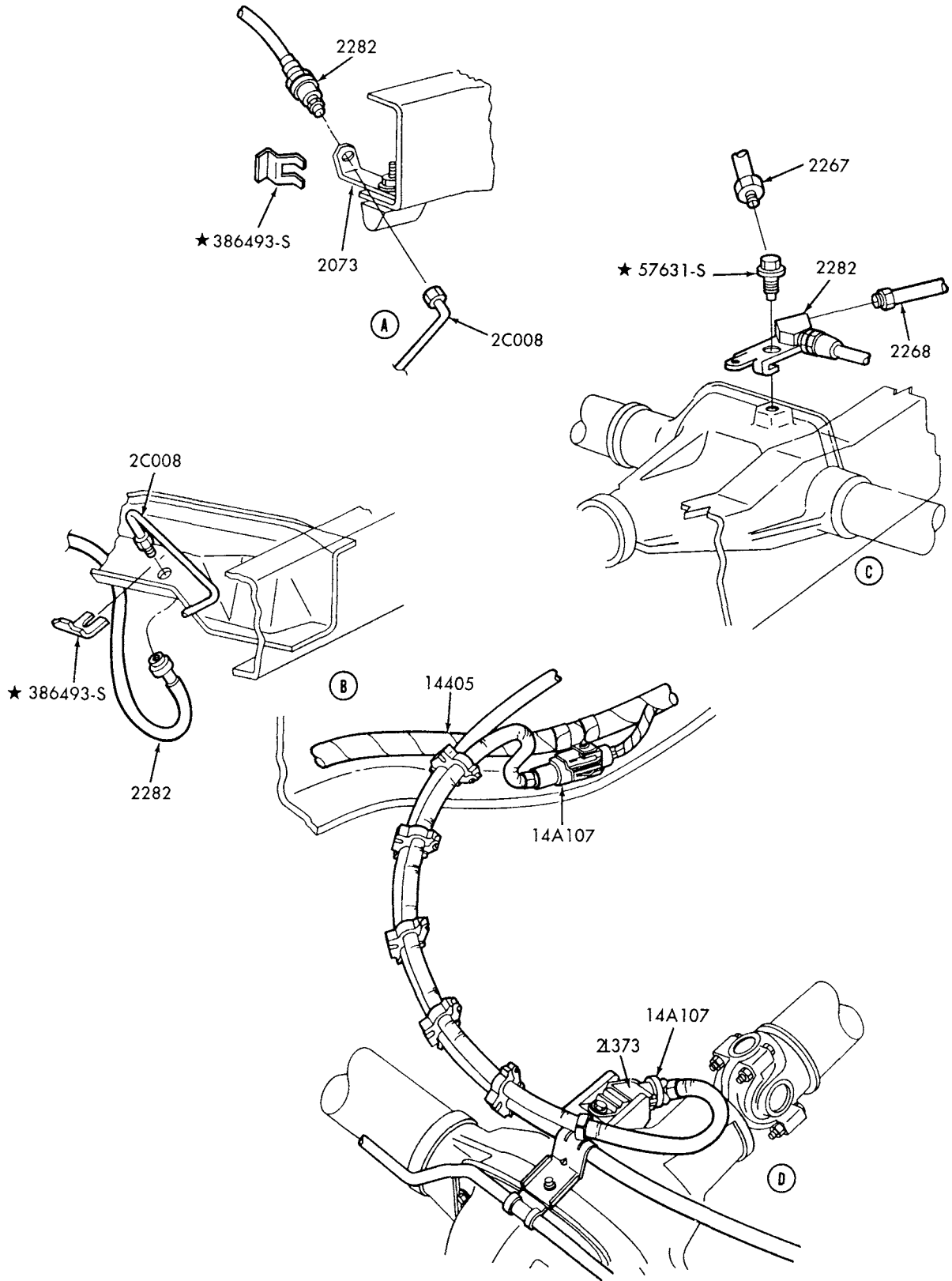
VISA

E ANTI-LOCK SYSTEM — PAGE A (Cont'd on Page B)
1989 B and R

© 1994 - FORD MOTOR - DEARBORN, MICHIGAN
COMPANY

Final Issue

1980/89 LIGHT TRUCK



PAGE B

P-21571

BRAKE ANTI-LOCK SYSTEM — PAGE B
1989 B and R

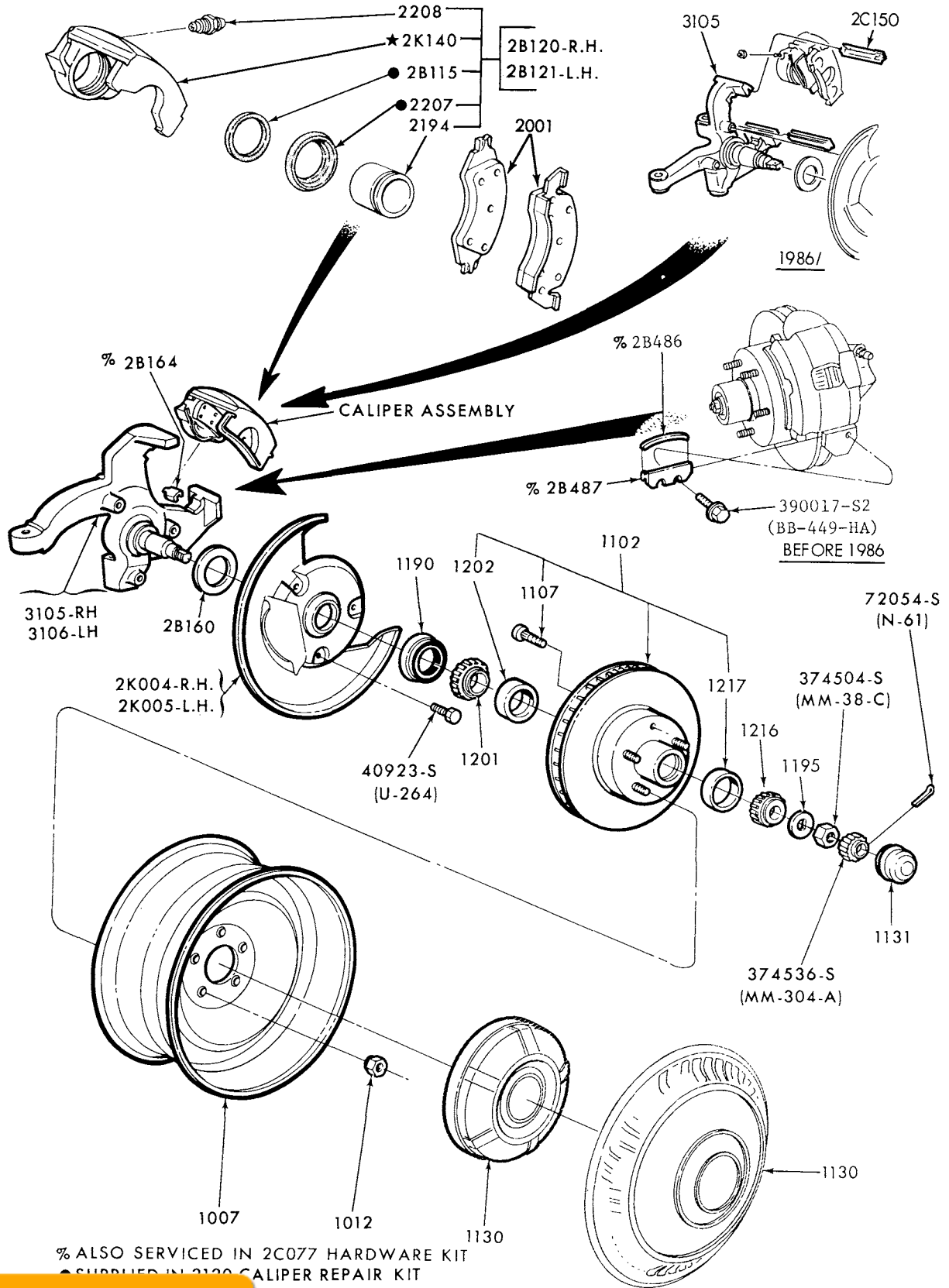
SATISFACTION 100% GUARANTEED
BUY IT NOW!
Click Here To Order

PayPal American Express Cards Discover PLUS MasterCard VISA

1980/89
LIGHT TRUCK

MAY, 1989 NEW ISSUE 20-MAR-89
ILLUSTRATION

SECTION 21 1



BUY IT NOW!

Click Here To Order

FRONT DISC BRAKE and RELATED PARTS
1980/ E100/150 — SINGLE PISTON

P-11561



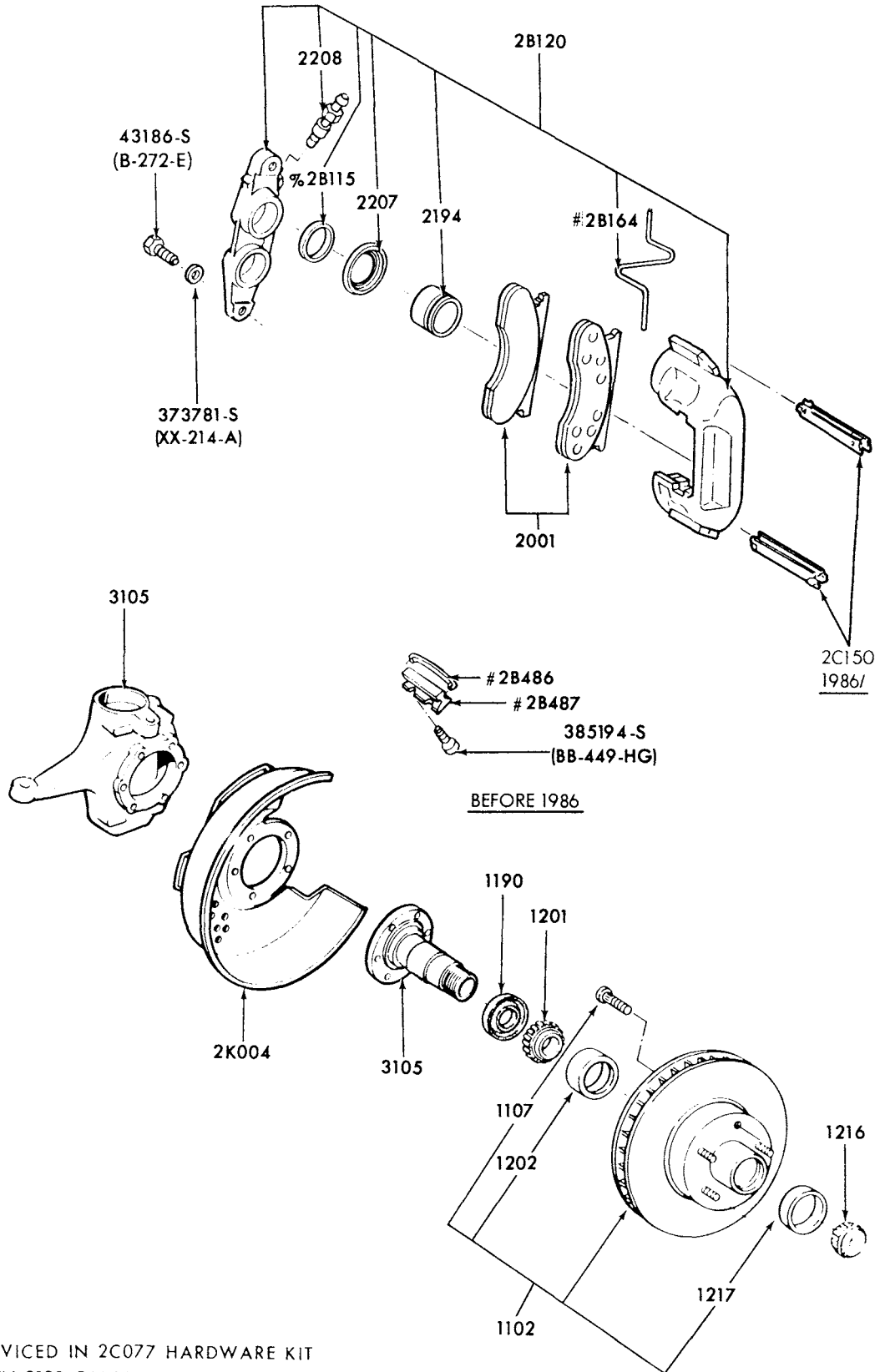
COPYRIGHT © 1994

FORD MOTOR
COMPANY

—DEARBORN, MICHIGAN

FINAL ISSUE

1980/89
LIGHT TRUCK



ALSO SERVICED IN 2C077 HARDWARE KIT
SUPPLIED IN DISC CALIPER KIT

P-13310

FRONT DISC BRAKE and RELATED PARTS
1980/ F250/350 — 4/W/D — DUAL PISTON

100% SATISFACTION GUARANTEED

BUY IT NOW!

Click Here To Order

PayPal American Express Discover PLUS MasterCard VISA

FORD MOTOR COMPANY

Dearborn, Michigan



BUY IT NOW!
Click Here To Order 



March 1994