

Motorcraft



1980 / 89

TRUCK PARTS MASTER CATALOG (600-900 Series)

DEMO

This DEMO contains only a few pages of the entire manual/product.

Not all Bookmarks work on the Demo, but they do on the full version.

Features:

- Searchable text
- Printable pages
- Bookmarked for easy navigation
- High Resolution images
- Zoom to see exact details
- Money back Guarantee
- Transfer to USB flash drive support

FORD MOTOR COMPANY

Dearborn, Michigan



BUY IT NOW!

Click Here To Order



October 1993



License #84356800

Copyright © 2022, Forel Publishing Company, LLC, Woodbridge, Virginia

All Rights Reserved. No part of this book may be used or reproduced in any manner whatsoever without written permission of Forel Publishing Company, LLC. For information write to Forel Publishing Company, LLC, Woodbridge, VA 22192

1980-89 Ford Truck Master Parts and Accessories Catalog (600-900)

EAN: 978-1-60371-308-5

ISBN: 1-60371-308-5

Forel Publishing Company, LLC
Woodbridge, VA 22192
Email: sales@ForelPublishing.com
<https://www.ForelPublishing.com>



License #84356800

This publication contains material that is reproduced and distributed under a license from Ford Motor Company. No further reproduction or distribution of the Ford Motor Company material is allowed without the express written permission of Ford Motor Company.

Note from the Publisher

This product was created from the original Ford Motor Company's publication. Every effort has been made to use the original scanned images, however, due to the condition of the material; some pages have been modified to remove imperfections.

Disclaimer

Although every effort was made to ensure the accuracy of this book, no representations or warranties of any kind are made concerning the accuracy, completeness or suitability of the information, either expressed or implied. As a result, the information contained within this book should be used as general information only. The author and Forel Publishing Company, LLC shall have neither liability nor responsibility to any person or entity with respect to any loss or damage caused, or alleged to be caused, directly or indirectly by the information contained in this book. Further, the publisher and author are not engaged in rendering legal or other professional services. If legal, mechanical, electrical, or other expert assistance is required, the assistance of a professional should be sought.



1980/
TRUCK SERIES 600/900



MASTER PARTS and ACCESSORIES CATALOG
FORM FPS 8473-A (Text Only)
FORD PARTS and SERVICE DIVISION

INDEX

Abbreviations	-16,17
Attaching Parts (Nuts, Bolts, etc.)	-14
Cross Reference List between Manufacturer's and Ford Part Numbers	15
Diesel Engine Models	-13
D.S.O.	-14
Exhaust Systems Certification	4
F.S.O.	-14
Formats	-3
General Instructions	-2
How to Order Parts	14
How to Use This Catalog	2,3
Identification	-3
Liquid Measure	-14
Locator Codes	14
L.P.O.	-14
Metric to inches conversion chart	18,19
Model Codes	-13
Model Year Application	13
R.H. and L.H. Parts	3
Soft Trim	-13
Symbols Used Regularly in Catalog	-2
Truck Specification List (T.S.L.) 1980/81	-55 thru 68
Truck Specification List (T.S.L.) 1981/	-69,70
FORD PART NUMBERING SYSTEM	
Body Parts Group Numbering System	-4
Explanation of the Ford Part Numbering System	-4
Group Numbers and Related Catalog Sections	9 thru 12
Motorcraft Sales Part Numbers	3
Part Name Index	-5 thru 8
HOW TO ORDER PARTS	
Bendix Westinghouse Air Brake Parts	-15
Diesel Engine Parts	-15
Ford Parts	14
Heavy Truck Power Steering	-15
Industrial Engine and Power Unit Parts	-15
CERTIFICATION LABEL	
Assembly Plant Codes	-26
Auxiliary Transmission Codes	-43
Body Type Codes	-39,40
Body Type Descriptions	40
Body Type Illustrations	41,42
Build Date Location	54
Calibration Parts List Label	22
Color Codes-Exterior Paint	27
Diagrams and Instructions	-20,21,22
District Codes	54
Engine Codes	26
Front Axle Codes	-53
Gross Vehicle Weight	28
GVWR Class for Trucks, Buses and Incomplete Vehicles	23
Main Transmission Codes	43,44
Manufacturer Identifier	23
Model Codes	-28 thru 38
Numerical Sequence of Assembly by Truck Serial Number	-27
Rear Axle Ratio Codes	44 thru 52
Serial Number	27
Series Codes	-24,25
Supplemental Data Plate	22
Trim Codes	39
Vehicle Identification Number	20
Vehicle Model Year	-23
Wheelbase	27



SYMBOLS USED REGULARLY IN CAT

The following symbols appearing on text pages are to be interpreted as follows:

- * Indicates Motorcraft Sales Part Number.
- # Indicates some form of identification such as part number, stamping, paint stripes and tags.
- ★ Symbol indicates part is not supplied for service for the following reasons:
 - a. Part is superseded and replaced as indicated in the description column of text.
 - b. Part can be improvised as indicated in the description column of text.
 - c. Due to its function there would be little or no demand.

NOTE: ALWAYS REFER TO THE DESCRIPTION COLUMN OF THE TEXT FOR POSSIBLE SUBSTITUTION, OR FOR MATERIAL SPECIFICATIONS AND DIMENSIONS WHICH MAY BE HELPFUL IN OBTAINING THE NON-SERVICED PART LOCALLY.

GENERAL INSTRUCTIONS

This Ford Truck Master Parts Catalog contains replacement parts and accessories information for truck series B600/700, C-CT600/900, CL-CLT900, F600/800, FT800, L-LN-LNT-LT-LTS600/900 and LTL900 for model year 1980/ for U.S. and Canadian built vehicles. Also included are the related Diesel engine models, Series B600 thru LTS900. Unique Canadian part numbers and applications have been identified by a symbol (●) and footnoted. Unique U.S. part numbers and applications have been identified by a symbol (★) and footnoted. Use this Text Catalog in conjunction with the Illustration Catalog, Form FPS 8473-B.

Refer to the Index on Page 1 for a listing of the items appearing in the General Information Section.

HOW TO USE THIS CATALOG

There are three ways of finding part numbers if the group number is not known.

1. By Part Name
2. By Illustration
3. By Identification

Should an inquiry be received for an Accelerator Assy. for a 1981 CL-CLT:

BY PART NAME -

- A. Refer to the Chassis Parts Alphabetical Index.
- B. Refer to the alphabetical nomenclature and find the part name "Accelerator Assy". The group number listed is 9725.
- C. Refer to group number 9725 and locate 1981 in the "YEAR" column. Find the series CL-CLT in the "MODEL/RESTRICTIONS" column.
- D. The part number shown is D8HZ 9725-A.

BY ILLUSTRATION -

- A. Refer to the Illustration Catalog (Form FPS 8473-B) to the tabbed divider marked "FUEL, CARBURETOR, ACCELERATOR".
- B. Refer to the index immediately behind the divider and find the illustration titles for the 1981 CL-CLT Series.
- C. Under the heading "ACCELERATOR and TRANSMISSION" find the Accelerator Assy. illustration.
- D. Refer to the illustration designated (on page 1 of Illustration Section 97.1) and find the group number for the accelerator assy. basic 9725.
- E. Refer to group number 9725 in this Text Catalog and locate 1981 in the "YEAR" column. Find the series CL-CLT in the "MODEL/RESTRICTIONS" column.
- F. The part number shown is D8HZ 9725-A.

1980/
TRUCK SERIES 600/900



HOW TO USE THIS CATALOG — Cont

BY IDENTIFICATION —

Certain parts and most major assemblies are identified with a part number shown on an attached tag or plate or on the part itself. Reference to identification numbers is made throughout the catalog and cross reference charts are included in some sections to provide immediate knowledge of the service part number when the identification number is known. All identification information other than charts will be preceded by the symbol (#).

IMPORTANT — Identification tags and plates must be retained with the part or assembly with which they are originally supplied.

R.H. AND L.H. PARTS

The driver's side is the left hand side of the vehicle and determines whether such parts as fenders, lamps, etc. are right or left hand.

Most Right Hand and Left Hand parts are listed in adjacent columns as shown in the following examples:

YEAR	MODEL/RESTRICTIONS	PART NUMBER		DESCRIPTION		QTY.
80	F600/800	(RH) E0TZ	1020124-A	(LH) E0TZ	1020125-A	1
80	CL-CLT900	(RH) D8HZ	9020124-A	(LH) D8HZ	9020125-A	1

MOTORCRAFT SALES PART NUMBERS

To facilitate the stocking and handling of those service parts which are assigned both service part numbers and Motorcraft Sales Part Numbers, the Motorcraft Sales Part Numbers are preceded by an asterisk (*) and are usually located at the beginning of the description column.

For example, refer to Section 96, group 9600. The service part number for a carburetor air cleaner element used on a 1982/C-CT600/800 — diesel with an 8 cyl. 501N C.I.D. engine is E1HZ 9601-B and the Motorcraft Sales Part Number is FA 718. In the catalog this item will be shown as E1HZ 9601-B *FA718.

YEAR	MODEL/RESTRICTIONS	ENGINE		PART NUMBER		DESCRIPTION
		CYL.	C.I.D. (C.C.D.)	AIR CLEANER ASSY.	ELEMENT	
82/	C-CT600/800 — diesel	8	501N	E2HZ 9600-M	E1HZ 9601-B *FA718	Standard capacity

FORMATS

Various formats are used throughout this catalog to coincide with the normal procedure for selecting the affected part numbers. Most areas of the catalog use a format arranged in the order shown below:

Column —

1. Model year
2. Type of vehicle or equipment within a specific model year
3. Complete part number
4. Description, size, etc.
5. Quantity required per vehicle

Formats peculiar to a particular area of the catalog are generally self explanatory. When necessary, instructions are shown at the beginning of the affected group. For instance, the various charts and parts list method of cataloging in the Carburetor Section are explained on Page 1 of Section 95.



EXHAUST SYSTEMS CERTIFICATION

"For their intended application as specified in this catalog, the exhaust system parts and systems listed for sale have been certified to be in compliance with the requirements of the rules of the Florida Department of Environmental Regulation (Chapter 17-18, Part III of the Florida Administration Code)."

EXPLANATION OF THE FORD PART NUMBERING SYSTEM

For greater convenience this catalog is divided into specific sections, such as brakes, front suspension, engine, transmission, etc. For example, FRONT SUSPENSION appears in Section 32, STEERING WHEELS in Section 36, REAR AXLE in Section 40, etc. The applicable exploded illustrations are contained in separate sections which are related to the Text Section numbers. For example, STEERING WHEEL illustrations appear in Illustration Section 36 of the Illustration Catalog, FPS 8473-B.

The part number groups, part names and the section numbers under which each is listed are shown on pages 5, 6, 7 and 8 of the General Information Section.

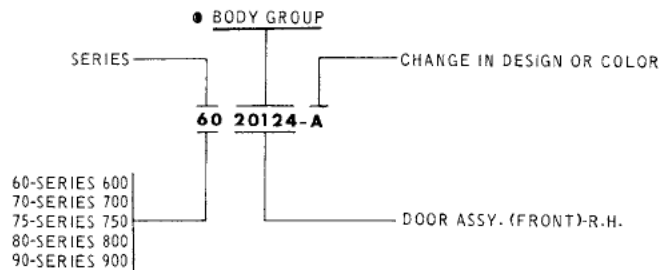
In numerical listings, expanded group numbers will be considered to follow the same sequence as the regular group numbers from which they are expanded and are arranged in Catalogs as follows:

3511
3C511
3518
3C518

Illustrations contain group numbers only, therefore, it is necessary to refer to the group within this Text Catalog for complete applicable part numbers.

BODY PARTS GROUP NUMBERING SYSTEM

FOLLOWING IS A DIAGRAM OF THE BODY PARTS GROUP NUMBERING SYSTEM



● These five digits comprise the Body Group Numbers used throughout each body parts section.

1980/
TRUCK SERIES 600/900



PART NAME INDEX

Below are various major groups appearing in the Chassis and Body Sections of this Alphabetical Index for all chassis parts follows the General Information Section. A complete index of body parts is included at the beginning of the Body Section and a complete index of soft trim parts is included at the beginning of the Soft Trim Sections.

MAJOR GROUP	● TABBED DIVIDER	SECTION
-------------	------------------	---------

PART NAME INDEX
CHASSIS PARTS

● Applicable to Loose Leaf Catalogs only

Accelerator Linkage	Fuel	96
Accessories	Listed in their appropriate groups as identified in this index	
Adhesives	Wheel-Brake	Paint
Air Cleaner	Fuel	96
Air Conditioner	Speedo.-Bumper-Shocks-Air Cond.	190
Alternator	Generator-Alternator-Starter-Distributor	103
Axle (Front)	Front Axle-Steering	30
Axle (Rear)	Rear Axle	40
Battery	Generator-Alternator-Starter-Distributor	103
Battery Carriers	Generator-Alternator-Starter-Distributor	103
Belt (Drive)	Cooling-Grille	80
Brake System	Wheel-Brake	20
Bulbs	Lamps-Wiring	130
Bumpers	Speedo.-Bumper-Shocks-Air Cond.	170
Camshaft	Engine	60
Cap (Radiator)	Cooling-Grille	80
Carburetor	Fuel	95
Carrier (Wheel)	Wheel-Brake	11
Chemicals	Wheel-Brake	Paint
Clutch	Transmission-Clutch	75
Clutch Assy. (Fan)	Cooling-Grille	80
Cold Start Aid	Fuel	90
Cooling System	Cooling-Grille	80
Coupling Shaft	Driveshaft-Coupling Shaft	48.1
Crankcase Vent System	Engine	60
Cylinder Block	Engine	60
Cylinder Head and Valves	Engine	60
Distributor	Generator-Alternator-Starter-Distributor	120
Drive Belt	Cooling-Grille	86
Driveshaft	Driveshaft-Coupling Shaft	46.1
Electrical	Lamps-Wiring	130
Electrical	Generator-Alternator-Starter-Distributor	103
Emission Control (Thermactor)	Fuel	90
Engine	Engine	60
Engine Supports	Engine	60
Engine Warning System	Generator-Alternator-Starter-Distributor	103
Exhaust System	Frame-Muffler-Exhaust	52.1

1980/
TRUCK SERIES 600/900



MAJOR GROUP	● TABBED DIVIDER
-------------	------------------

PART NAME INDEX
CHASSIS PARTS — Cont'd

● Applicable to Loose Leaf Catalogs only

Radiator	Cooling-Grille	80
Radio	Speedo.-Bumper-Shocks-Air Cond.	180
Rear Axle	Rear Axle	40
Rear Springs	Springs-Rear Suspension	55
Regulator (Voltage)	Generator-Alternator-Starter-Distributor	103
Shaft (Coupling)	Driveshaft-Coupling Shaft	48.1
Shock Absorber	Speedo.-Bumper-Shocks-Air Cond.	180
Shroud (Fan)	Cooling-Grille	80
Shutters	Cooling-Grille	80
Spacer (Pulley to Fan)	Cooling-Grille	80
Spare Wheel Carrier	Wheel-Brake	11
Speedometer	Speedo.-Bumper-Shocks-Air Cond.	170
Springs	Springs-Rear Suspension	55
Stabilizer	Springs-Rear Suspension	55
Starter	Generator-Alternator-Starter-Distributor	103
Steering	Front Axle-Steering	35
Steering Gear	Front Axle-Steering	35.1
Steering Linkage	Front Axle-Steering	32
Suspension (Front)	Front Axle-Steering	32
Suspension (Rear)	Springs-Rear Suspension	55
Switch (Ignition)	Generator-Alternator-Starter-Distributor	110
Switch (Turn Indicator)	Lamps-Wiring	130
Tachometer	Speedo.-Bumper-Shocks-Air Cond.	170
Tank (Fuel)	Fuel	90
Thermactor	Fuel	90
Thermostat (Water)	Cooling-Grille	83
Thermostatic Choke Control	Fuel	90
Transfer Case	Transmission-Clutch	70
Transmission (Manual)	Transmission-Clutch	70
Transmission (Transmatic)	Transmatic Transmission	T70
Valves, Push Rods and Covers	Engine	60
Voltage Regulator	Generator-Alternator-Starter-Distributor	103
Water Pump	Cooling-Grille	80
Wheels	Wheel-Brake	10
Windshield Washer	Speedo.-Bumper-Shocks-Air Cond.	170
Windshield Wiper	Speedo.-Bumper-Shocks-Air Cond.	170
Wiring (Main)	Lamps-Wiring	140

1980/
TRUCK SERIES 600/900



GROUP NUMBERS and RELATED PART NAMES and

Following is an index of the group number ranges, part names and their related catalog section numbers.

GROUP NUMBERS and RELATED PART NAMES and CATALOG SECTIONS		
GROUP NUMBER RANGE	PART NAME	CATALOG SECTION NUMBER
CHASSIS PARTS		
Miscellaneous	Paints and chemicals	Paint
1000-1099	Paints and chemicals	10
1100-1999	Hubs and drums	11
1102	Front hub parts lists	11.1
1109	Rear hub parts lists	11.2
2000-2199	Brakes	20
	Front brake parts lists	20.1
2200-2399	Brakes	22
	Rear brake parts lists	22.1
	Rear brake chamber parts list	22.2
2300-2599	Brakes	23
	Brake booster parts lists	23.1
2600-2999	Brakes	26
2600-2999	Parking brake parts lists	26.1
3000-3199	Front axle and suspension	30
3000-3999	Front axle parts lists	30.3,30.4,etc.
3200-3499	Front axle and suspension	32
3500-3599	Steering gear	35
3504	Steering gear parts lists	35.1
3A540	Power steering cylinder and parts lists	35.2
3600-3999	Steering wheel and column	36
3A691	Power steering pump and parts lists	36.1
4000-4305	Rear axle identification chart	40
4000-4999	Rear axle parts lists	40.1
4000-4599	Rear axle	41
4600-4799	Driveshaft	46
	Driveshaft application chart	46.2,46.3,etc.
4602-4606	Driveshaft identification chart	46.1
4800-4899	Coupling shaft	48
4810-4817	Coupling shaft cross reference guide	48.1
4816-4817	Coupling shaft identification chart	48.1
	Coupling shaft application chart	48.2,48.3,etc.
	Coupling shaft parts lists	48.1
	Driveshaft cross reference guide	48.1
5000-5006	Frame	50
5007-5199	Cross members	50
5200-5299	Muffler	52
	Exhaust system parts lists	52.1
5300-5499	Front springs and stabilizer	53
5500-5999	Rear springs and suspension	55
6000-6899	Engine identification chart	60
	Engine parts lists - 8 cyl. 370,429	60.1
	- 8 cyl. 477,534	60.2
	- 6 cyl. 855 Cummins Diesel	60.3
	- 6 cyl. 426,552 and 8 cyl. 568 and 736 Detroit Diesel	60.4
	- 8 cyl. 636 Caterpillar Diesel	60.5
	- 6 cyl. 1150 Cummins Diesel	60.6
	- 6 cyl. 893 Caterpillar Diesel	60.7
	- 8 cyl. 501 Detroit Diesel	60.8

1980/
TRUCK SERIES 600/900



Click Here To Order
BUY IT NOW!
100% GUARANTEED

GROUP NUMBERS and RELATED PART NAMES and CATALOG SE

GROUP NUMBER RANGE	PART NAME	
CHASSIS PARTS — Cont'd		
7000-7003	Manual transmission identification chart	70
7000-7999	Manual transmission parts lists - Auxiliary Spicer	70.3
	- 4 speed New Process	70.4
	- 4 speed Warner	70.4
	- 5 speed Clark	70.5
	- 5 speed Spicer	70.5
	- 5 speed Fuller	70.5
	- 5 speed New Process	70.5
	- 6 speed Fuller	70.6
	- 6 speed Spicer	70.6
	- 7 speed Spicer	70.7
	- 8 speed Fuller	70.8
	- 9 speed Fuller	70.9
	- 10 speed Fuller	70.10
	- 13 speed Fuller	70.13
	- 15 speed Fuller	70.15
	Manual transmission gasket set and repair kits	70A
7000-7199	Manual transmission linkage, etc.	71
7200-7299	Manual transmission linkage, etc.	72
7000-7999	Transmatic transmission linkage, etc.	T70
7000-7999	Manual transmission gearshift tower parts lists	72.1,72.2,etc.
7300-7499	Manual transmission gearshift mechanism	72
7500-7999	Clutch	75
8000-8499	Radiator, grille and cooling	80
8500-8599	Water pump	83
8600-8999	Fan	86
8620	Drive belt identification chart	86
	Drive belt application chart	86
9000-9299	Fuel tank and lines	90
9300-9399	Fuel pump and gauge	93
9400-9499	Manifolds	93
9510	Carburetor identification chart	95
9510	Carburetor application chart	95
9500-9999	Carburetor parts lists	95.1,95.2,etc.
9600	Air cleaner application chart	96
9600	Air cleaner identification chart	96
9600-9699	Air cleaner parts and related parts	96
9700-9999	Choke and accelerator	96
9502,9A586, 9590	Carburetor gasket sets and tune-up kits	95A
10346	Alternator application chart	103
10300-10599	Alternator, pulleys and mounting parts	103
10300	Alternator identification chart	103
10300-10599	Alternator parts lists	103.1,103.2,etc.
10600-10999	Battery and instrument cluster parts	103
11000-11999	Starter, ignition switch and headlamp switch	110
11001	Starter identification chart	110
11001-11999	Starter parts lists	110.1,110.2,etc.

**1980/
TRUCK SERIES 600/900**



Click Here To Order

BUY IT NOW!

100% SATISFACTION GUARANTEED

GROUP NUMBERS and RELATED PART NAMES and CATALOG SE

GROUP NUMBER RANGE	PART NAME	
CHASSIS PARTS — Cont'd		
12000-12999	Coil, distributor and spark plugs	120
12127	Distributor identification chart	120
12000-12999	Distributor parts lists	120.1,120.2,etc.
13000-13399	Headlamps, parking lamps and turn indicators	130
13400-13699	License, tail and stop lamps	130
13466	Miniature bulbs	130
13700-13999	Courtesy and instrument panel lamps, switches and horns	130
14000-14399	Wiring — main	140
14400-14499	Wiring — tail lamp and battery	144
14500-14999	Wiring, fuses and circuit breakers	144
15000-15999	Clock, cigar lighter, marker lamps and backup lamps	144
16000-16099	Front fenders and aprons	160
16100-16599	Splash shields and radiator supports	160
16600-16999	Hood, hinges and latches	160
17000-17299	Jacks, speedometer and speedometer cables	170
17285, 17294 and 17322	Speedometer gear application chart	172
17300-17399	Speedometer, tachometer and license plate frame	170
17400-17599	Windshield wipers and washers	170
17600-17999	Windshield wipers and washers, bumpers and mirrors	176
18000-18399	Shock absorbers	180
18400-18999	Heaters, radios, antennas and speakers	180
19000-19999	Air conditioner	190
19C705-9	Refrigerant lines	197

1980/
TRUCK SERIES 600/900



MODEL YEAR APPLICATION

Model year application is indicated by showing the first year followed by continued usage in all subsequent years until the insertion of the last year of usage, which will then be inserted after the diagonal line. If no diagonal line is shown, the part is applicable only to the year indicated:

Example:

- 80/ Indicates part used 1980 through subsequent models.
- 80/81 Indicates part used 1980 through 1981 model years.
- 80 Indicates part used 1980 model year only.

MODEL CODES

Truck models are listed throughout this catalog by truck series.
A listing of series codes shown on the Certification Label is included in this section on page 23 and 24.
Refer to this page to determine the series listed in the text of the catalog.
Model application is often consolidated as shown below:

Example:

- LN600/900 means LN600 thru LN900 or LN600, LN700, LN800 and LN900.
- and: L-LN-LNT-LT-LTS900 means L900, LN900, LNT900, LT900 and LTS900.

DIESEL ENGINE MODELS

THE FOLLOWING LIST INDICATES THE MERCHANDISED SERIES, THE YEAR RANGE AND THE CORRESPONDING SERIES SHOWN IN THE CATALOG.

SERIES	YEAR	◇ CATALOGED AS	SERIES	YEAR	◇ CATALOGED AS
◇ The designation "gas" or "diesel" will be shown only when necessary to clarify differences in application on similar items for which unique part numbers are required.					
For example: unique to gas-LN900 -- gas, unique to diesel-LN900 -- diesel, common to gas and diesel-LN900					
B6000	80/	B600 -- diesel	H81	87/	CF800 -- diesel
B7000	80/	B700 -- diesel	H85	88	CFT800 -- diesel
C7000	80/	C700 -- diesel	L8000	80/	L800 -- diesel
C8000	80/	C800 -- diesel	L9000	80/	L900 -- diesel
CL9000	80/	CL900 -- diesel	LN7000	80/	LN700 -- diesel
CLT9000	80/	CLT900 -- diesel	LN8000	80/	LN800 -- diesel
CT8000	80/	CT800 -- diesel	LN9000	80/	LN900 -- diesel
F6000	80/	F600 -- diesel	LNT8000	80/	LNT800 -- diesel
F7000	80/	F700 -- diesel	LNT9000	80/	LNT900 -- diesel
F8000	80/	F800 -- diesel	LT8000	80/	LT800 -- diesel
FT8000	83	FT800 -- diesel	LT9000	80/	LT900 -- diesel
H60	86/	CF600 -- diesel	LTL9000	82/	LTL900 -- diesel
H70	86/	CF700 -- diesel	LTS8000	80/	LTS800 -- diesel
			LTS9000	80/	LTS900 -- diesel

SOFT TRIM

Soft Trim parts are arranged in a separate section by model year. For 1980/ refer to the Salesmen's Color and Trim Selections book to identify color, type and pattern of material. To determine the complete part number of a trim part, it is necessary to know the "Trim Code" which is shown on the Certification Label of the vehicle (refer to Page 38). Instructions for selecting soft trim parts are contained at the beginning of the Soft Trim Section.



ATTACHING PARTS (NUTS, BOLTS, ETC.) and L

Standard and utility hardware, such as bolts, screws, fittings, etc. are listed below the part with which they are used. To facilitate the stocking and handling of standard and utility parts by Ford Dealers, locator codes are preassigned by Ford Parts and Service Division. The locator codes are shown in parentheses immediately following or below the standard and utility part numbers. For an example, refer to Body Section 000, group 01610. The part number for a plug-button for 3/8" hole is 379286-S and the locator code is PP-2-C. In the catalog this item will be shown as part number 379286-S with the locator code PP-2-C appearing at the beginning of the Description Column. In some charts, such as the Carburetor Parts List Charts in Section 95.1, 95.2, etc. the locator code will be shown next to or below the part number in the Part Number Column.

LIQUID MEASURE

Most liquid measures listed in this catalog are in U.S. sizes and certain other liquid measures (unique to Canada) listed in this catalog are in Canadian sizes. The following chart provides an understanding and a translation of U.S. to Canadian and Canadian to U.S. sizes.

	1/2 Pint (CAPACITY IN OUNCES)	Pint	Quart (CAPACITY IN OUNCES)	Gallon
Canada	10	20	40	160
U.S.	8	16	32	128

Example - 5 U.S. Quarts (160 ounces) equal 4 Canadian Quarts (160 ounces) or 1 Canadian Gallon

D.S.O., F.S.O., or L.P.O. (SPECIAL ORDERS)

The District Code Number will appear in the D.S.O. space on the Certification Label for all units including regular production. Always furnish appropriate Certification Label information and D.S.O. Number, if applicable, when ordering parts not listed in the catalog. If the unit is D.S.O., F.S.O. or L.P.O. (Special Order), the complete Order Number will appear in the D.S.O. space in addition to the District Code Number.

IMPORTANT - Many parts and assemblies used on these vehicles may be standard or optional on other models. When the assembly number is known, check the applicable identification and cross reference charts for possible service parts.

ORDERS FOR DSO PARTS

Orders for DSO parts should be submitted through your Order Processing Center. The usual order information should be given when contacting the expeditor. For assistance in ordering DSO parts or with unresolved DSO parts problems, (except cabs, frames and power steering kits) dealers should contact the Domestic Special Order Section (313) 523-3333 For assistance in ordering cabs, frames and power steering kits dealers should contact Kentucky Truck Plant (502) 425-4245.

Note-The phone numbers listed above are for ordering and information on DSO and special order parts ONLY. All other calls for parts information should be directed to the Central Order Processing Section.

HOW TO ORDER PARTS

When ordering parts, always give the complete part number.

In the event the part number is not known, the following information should be included:

- A. Complete description of part.
- B. Model, year and body type.
- C. Dimension, number of teeth, size, etc., if possible rough sketch of part.
- D. If applicable to engine, transmission, axle, steering, etc., specify type, such as 370 C.I.D., Transmission, Power Steering, etc.
- E. Advise how shipment is to be made - Freight, Express, Air, Parcel Post.

1980/
TRUCK SERIES 600/900



BENDIX WESTINGHOUSE AIR BRAKE PARTS

The various Bendix Westinghouse air brake parts supplied by Ford Motor Company parts centers are listed in their respective areas of the Catalog under the Ford group number and are shown in appropriate illustrations contained in the Ford Truck Illustration Catalog, Form FPS 8473-B.

Bendix Westinghouse parts which are not listed in the catalog may be obtained from your Bendix Westinghouse authorized distributor.

CROSS REFERENCE LIST BETWEEN MANUFACTURERS' and FORD PART NUMBERS

A Cross Reference List to assist in the identification of Ford parts by means of various manufacturers' numbers which are generally known throughout the automotive industry is included in the 1980/ Ford Master Truck Catalog, Forms FPS 8473-A (loose-leaf) and FPS 8473-M (transparency). This Cross Reference List includes part numbers for 1980/ , 1973/79 as well as 1964/72 truck parts for all truck series for the following manufacturers or parts lines:

Bearing industry numbers for bearings, cups, etc
Clark transmission and related parts
Dana Corporation axle and related parts
Eaton axle pump and related parts
Fuller transmission and related parts
Funk Manufacturing Co.trans.power take-off parts

Hendrickson tandem rear suspension and related parts
Miniature lamp and sealed beam bulb numbers
New Process transmission and related parts
Rockwell Standard axle and related parts
Spicer axle, transmission and related parts
Stewart Warner speedometer gears and related parts
Timken axle and related parts
Warner transmission and related parts

DIESEL ENGINE PARTS

Parts information in this catalog for the Diesel engines manufactured by Cummins Engine Company, Caterpillar Tractor Company and Detroit Diesel Engine Division is restricted to engine accessories and engine related parts furnished by Ford Motor Company. Refer to Sections 60.3, 60.4, 60.5, 60.6, 60.7 and 60.8 in this catalog. Other parts unique to these Diesel engines may be ordered from the appropriate engine manufacturer's distributor or dealer.

HEAVY TRUCK POWER STEERING INSTALLATION PARTS

(For Current Production Models Only)

A program is available to supply dealers with all the components required to install power steering on heavy trucks built at the Kentucky Truck Plant. Orders should be placed with the Order Processing Center and must include the following information:

- Model year
- Series
- Vehicle serial number
- Front axle capacity
- Type of steering system, e.g. Steerease
- Type of brake system, e.g. Air, hydraulic
- Type of anti-skid control
- Build date

Prices and availability of components are listed in the General Information Section of the Price List.

INDUSTRIAL ENGINE and POWER UNIT PARTS

Most of the normal replacement parts for 6 and 8 cylinder Ford industrial engines and power units are carried in Ford Car and Truck Dealers inventory and the 4 cylinder gasoline as well as the 4 and 6 cylinder Diesel parts are carried in Ford Tractor Dealers' stock. To obtain Ford industrial engines and power units as well as parts unique to these units, order direct from authorized Ford Industrial Product Dealers only.



Click Here To Order

BUY IT NOW!



ABBREVIATIONS

A/A	all axles	ea.	each
A/C	air conditioner (ing)	E.G.R.	exhaust gas recirculation
accel.	accelerator	E/H/D	extra heavy duty
adj.	adjuster (ing)	emer.	emergency
alum.	aluminum	em/re	emission reduction
amp.	ampere	eng.	engine
approx.	approximate (ly)	equip.	equipment
AR	as required	ev/em	evaporative emission
assy.	assembly	exc.	except
ATA	air to air	exh.	exhaust
A/T	automatic transmission		
A.T.C.	automatic temperature control	F2	Ford 2 barrel
attach.	attaches (ing) (ed)	F4	Ford 4 barrel
auto.	automatic	F/4/S	Ford 4 speed transmission
aux.	auxiliary	fill.	fillister
		flex.	flexible
BBC	bumper to back of cab	F.S.O.	foreign special order
B/W	Borg-Warner		
		gal.	gallon
C1	Carter 1 barrel	g/compt.	glove compartment
C4	automatic transmission (XP type)	gen.	generator
C6	automatic transmission (XPL type)	G.V.W.	gross vehicle weight
Calif.	California		
cap.	capacity	H2	Holley 2 barrel
carb.	carburetor	H4	Holley 4 barrel
Cat.	Caterpillar	hd.	head
cc	cubic centimeter	H/D	heavy duty
c/cw	counter clockwise	hel.	helical
Chg./L	change level	hex.	hexagon (al)
C.I.D.	cubic inch displacement	H/O	High Output
cm	centimeter	HP	horse power
C/M	automatic transmission (MX type)	hsg.	housing
c/member	cross member	htr.	heater
col.	column	H/V	hydraulic vacuum
compt.	compartment	hyd.	hydraulic
conn.	connection or connector		
cont'd.	continued	I.D.	inside diameter
C.P.	candle power	ident.	identification
C/P/S	center point steering	ign.	ignition
Cum.	cummins	IMCO	improved combustion emission control system
cw	clockwise		
cyl.	cylinder	incl.	includes
		INJ.	injector
D/4/S	Dagenham 4 speed transmission	I.S.	Instruction Sheet
D.C.	double contact	I.W.W.G.	Intermittent windshield wiper governor
D/D	dual displacement		
D/D	direct drive	K.D.	shipped in disassembled form
D/E	dual exhaust	K.M.P.H.	kilometers per hour
defl.	deflector		
dia.	diameter	L	liter
diff.	differential	lb.	pound
disp.	displacement	l/compt.	luggage compartment
dist.	distributor	L/D	light duty
D/R	dual range transmission	L.H.	left hand
D.S.O.	domestic special order	lic.	license
		L/N	Leece Neville
		LPG	propane fueled
		L.P.O.	Limited Production Option

1980/
TRUCK SERIES 600/900



ABBREVIATIONS

M	1000 (pounds)	s/compt.	storage
max.	maximum	S/E	single exhaust or special economy
M/D	medium duty	sec.	secondary
med.	medium	Ser.	serial
mldg.	moulding	s/member	side member
mm	millimeter	spec.	special
m.p.h.	miles per hour	speedo.	speedometer
		spg.	spring
M/S	manual steering		
M/T	manual transmission	sq.	square
mtd.	mounted	sq. hd.	square head
mtg.	mounting	S/R	side rail
mtr.	motor	std.	standard
		strg.	steering
Nags. No.	National Automotive Glass Society number	suppt.	support
No.	number	susp.	suspension
N.P.G.	New Process Gear	S/X/C	super extra cooling
N.P.T.F.	national pipe thread fine		
N.R.	not replaced	tach.	tachometer
N.S.	not serviced	T/C	turbocharger
		T/E	thermactor emission control system
O.D.	outside diameter	temp.	temperature
O/D	overdrive	t/gate	tailgate
O.E.	original equipment	thd.	thread
O/S	oversize	T/M	transmatic
oz.	ounce	trans.	transmission
		Trans./ign.	transistorized ignition
P/B	power brake	Trans./reg.	transistorized regulator
pcs.	pieces	T.S.L.	Truck Specification List
P.F.	premium fuel	T/T	tractor-trailer
pri.	primary		
P/S	power steering	UBS	uniform bearing stress
P.T.O.	power-take-off	u/joint	universal joint
		univ.	universal
qt.	quart	U/S	undersize
qty.	quantity		
		vac.	vacuum
rad.	radiator		
r/b	replaced by	w/	with
R/D	regular duty	W/4/S	Warner 4 speed transmission
rd.	round	W/B	wheelbase
recirc.	recirculating	w/o	without
reinf.	reinforcement	W/S	windshield
Repl.	replaced	w/strip	weatherstrip
req'd.	required	WTA	Water to air
resvr.	reservoir	X/C	extra cooling
R.F.	regular fuel		
R/G	ring gear	2/B	2 Barrel
R.H.	right hand	2/W/D	2 wheel drive
R.P.M.	revolutions per minute	3/M/T	3 speed manual transmission
rr	rear	4/B	4 barrel
R/R	Road Ranger	4/M/T	4 speed manual transmission
r/wheels	rear wheels	4/W/D	4 wheel drive
S/C	standard cooling	4 x 2	2 wheel drive
S.C.	single contact	4 x 4	4 wheel drive



INCHES and MILLIMETERS CONVERSION

MILLIMETERS TO DECIMAL (inches) EQUIVALENT

MM = DECIMAL (Inches)	MM = DECIMAL (Inches)	MM = DECIMAL (Inches)	MM = DECIMAL (Inches)	MM = DECIMAL (Inches)	MM = DECIMAL (Inches)	MM = DECIMAL (Inches)	MM = DECIMAL (Inches)	MM = DECIMAL (Inches)	MM = DECIMAL (Inches)		
1	.039	21	.827	41	1.614	61	2.402	81	3.189	125	4.921
2	.079	22	.866	42	1.654	62	2.441	82	3.228	150	5.906
3	.118	23	.906	43	1.693	63	2.480	83	3.268	175	6.890
4	.157	24	.945	44	1.732	64	2.520	84	3.307		
5	.197	25	.984	45	1.772	65	2.559	85	3.346		
6	.236	26	1.024	46	1.811	66	2.598	86	3.386	200	7.874
7	.276	27	1.063	47	1.850	67	2.638	87	3.425	225	8.858
8	.315	28	1.102	48	1.890	68	2.677	88	3.465	250	9.843
9	.354	29	1.142	49	1.929	69	2.717	89	3.504	275	10.827
10	.394	30	1.181	50	1.969	70	2.756	90	3.543		
11	.433	31	1.220	51	2.008	71	2.795	91	3.583	300	11.811
12	.472	32	1.260	52	2.047	72	2.835	92	3.622	325	12.795
13	.512	33	1.299	53	2.087	73	2.874	93	3.661	350	13.780
14	.551	34	1.339	54	2.126	74	2.913	94	3.701	375	14.764
15	.591	35	1.378	55	2.165	75	2.953	95	3.740		
16	.630	36	1.417	56	2.205	76	2.992	96	3.780	400	15.748
17	.669	37	1.457	57	2.244	77	3.031	97	3.819		
18	.709	38	1.496	58	2.283	78	3.071	98	3.858		
19	.748	39	1.535	59	2.323	79	3.110	99	3.898		
20	.787	40	1.575	60	2.362	80	3.150	100	3.937		

DECIMAL (inches) TO METRIC EQUIVALENT

DECIMAL (Inches) = MM	DECIMAL (Inches) = MM	DECIMAL (Inches) = MM	DECIMAL (Inches) = MM	DECIMAL (Inches) = MM	DECIMAL (Inches) = MM	DECIMAL (Inches) = MM	DECIMAL (Inches) = MM	DECIMAL (Inches) = MM	DECIMAL (Inches) = MM		
.001	.025	.120	3.048	.320	8.128	.520	13.208	.720	18.288	.920	23.368
.002	.051	.130	3.302	.330	8.382	.530	13.462	.730	18.542	.930	23.622
.003	.076	.140	3.556	.340	8.636	.540	13.716	.740	18.796	.940	23.876
.004	.102	.150	3.810	.350	8.890	.550	13.970	.750	19.050	.950	24.130
.005	.127	.160	4.064	.360	9.144	.560	14.224	.760	19.304	.960	24.384
.006	.152	.170	4.318	.370	9.398	.570	14.478	.770	19.558	.970	24.638
.007	.178	.180	4.572	.380	9.652	.580	14.732	.780	19.812	.980	24.892
.008	.203	.190	4.826	.390	9.906	.590	14.986	.790	20.066	.990	25.146
.009	.229	.200	5.080	.400	10.160	.600	15.240	.800	20.320		
.010	.254	.210	5.334	.410	10.414	.610	15.494	.810	20.574	1.000	25.400
.020	.508	.220	5.588	.420	10.668	.620	15.748	.820	20.828	2.000	50.800
.030	.762	.230	5.842	.430	10.922	.630	16.002	.830	21.082	3.000	76.200
.040	1.016	.240	6.096	.440	11.176	.640	16.256	.840	21.336	4.000	101.600
.050	1.270	.250	6.350	.450	11.430	.650	16.510	.850	21.590	5.000	127.000
.060	1.524	.260	6.604	.460	11.684	.660	16.764	.860	21.844	10.000	254.000
.070	1.778	.270	6.858	.470	11.938	.670	17.018	.870	22.098	15.000	381.000
.080	2.032	.280	7.112	.480	12.192	.680	17.272	.880	22.352	20.000	508.000
.090	2.286	.290	7.366	.490	12.446	.690	17.526	.890	22.606	25.000	635.000
.100	2.540	.300	7.620	.500	12.700	.700	17.780	.900	22.860	50.000	1270.000
.110	2.794	.310	7.874	.510	12.954	.710	18.034	.910	23.114	100.000	2540.000

1980/
TRUCK SERIES 600/900



INCHES and MILLIMETERS CONVERSION CHART

FRACTIONS (inches) TO DECIMALS (inches) and METRIC EQUIVALENTS

FRACTION (Inches)	=	DECIMAL (Inches)	=	MM	FRACTION (Inches)	=	DECIMAL (Inches)	=	MM
		1/64		.016	.397	5/8		.625	15.875
		1/32		.031	.794		41/64	.641	16.272
	1/16	3/64		.047	1.191		21/32	.656	16.669
		5/64		.063	1.588		43/64	.672	17.066
	3/32	7/64		.078	1.984		11/16	.687	17.463
				.094	2.381		45/64	.703	17.859
				.109	2.778		23/32	.719	18.256
							47/64	.734	18.653
1/8				.125	3.175	3/4		.750	19.050
		9/64		.141	3.572		49/64	.766	19.447
	5/32	11/64		.156	3.969		25/32	.781	19.844
		13/64		.172	4.366		51/64	.797	20.241
	3/16	15/64		.188	4.763		13/16	.813	20.638
		17/64		.203	5.159		53/64	.828	21.034
		19/64		.219	5.556		27/32	.844	21.431
		21/64		.234	5.953		55/64	.859	21.828
1/4				.250	6.350	7/8		.875	22.225
		17/64		.266	6.747		57/64	.891	22.622
		19/64		.281	7.144		29/32	.906	23.019
	5/16	21/64		.297	7.541		59/64	.922	23.416
		23/64		.313	7.938		15/16	.938	23.813
		25/64		.328	8.334		61/64	.953	24.209
		27/64		.344	8.731		31/32	.969	24.606
		29/64		.359	9.128		63/64	.984	25.003
3/8				.375	9.525	1		1.000	25.400
		13/32		.391	9.922	2		2.000	50.800
		27/64		.406	10.319	3		3.000	76.200
	7/16	29/64		.422	10.716	4		4.000	101.600
		31/64		.438	11.113	5		5.000	127.000
				.453	11.509	10		10.000	254.000
				.469	11.906	15		15.000	381.000
				.484	12.303	20		20.000	508.000
1/2				.500	12.700	25		25.000	635.000
		33/64		.516	13.097	50		50.000	1270.000
		35/64		.531	13.494	100		100.000	2540.000
	9/16	37/64		.547	13.891				
		39/64		.563	14.288				
				.578	14.684				
				.594	15.081				
				.609	15.478				



CERTIFICATION LABEL – TYPICAL

Installed in the following locations:

B600/750 ----- Engine side of fire wall
 C-CT600/900,CL-CLT900,F-L-LN-LNT-LT-LTS600/900(81) ----- Latch face of left front door
 HL3 Cargo ----- Front left hand cab pillar

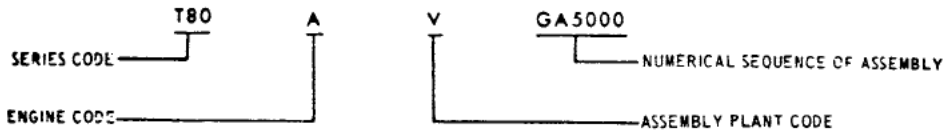
The Certification Label includes:

1. Vehicle Identification Number (first line).
 - a. 1980 number has 11 digits and identifies Series, Engine, Assembly Plant and Numerical Sequence of Assembly.
 - b. 1981/ number has 17 digits and identifies the World Manufacturer Identifier Code, Brakes/GVWR, Series, Engine, Model Year, Assembly Plant and Numerical Sequence of Assembly.
2. Miscellaneous Vehicle Data (second line) consisting of Wheelbase and Codes which identify Color of Exterior Paint, Model, Trim Body Type, Auxiliary Transmission, Main Transmission, Rear Axle Ratio and Front Axle Capacity.
3. The third line consists of a Code which identifies the District and the D.S.O. number when applicable.

The codes shown below are listed on pages 21 thru 51.

1980

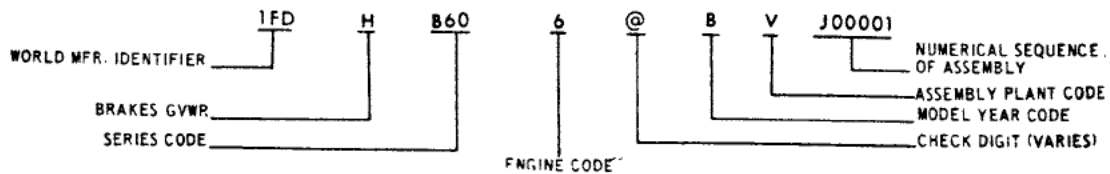
FIRST LINE (T80AVGA5000) CERTIFICATION LABEL



"T80" --- LT800 Series
 "A" --- 8 Cyl. 370 2/B engine -- 6.1 Litre
 "V" --- Assembly Plant Code
 "GA5000" --- First Unit Built at Kentucky Truck Plant

1981/

FIRST LINE (IFDHB606@BVA00001) CERTIFICATION LABEL



"IFD" --- Manufactured by Ford Motor Co., U.S.A., as an incomplete vehicle
 "H" --- Hydraulic Brakes, Class G (8501-9000 pounds)
 "B60" --- B600 Series
 "6" --- 6 cyl. 318 (5.2 litre) D.S.O. Detroit Diesel Engine
 "@" --- Check Digit (internal usage)
 "B" --- Model Year 1981
 "V" --- Assembly Plant - Kentucky Truck Plant
 "J00001" --- First Unit Built

1980/
TRUCK SERIES 600/900



CERTIFICATION LABEL – TYPICAL –

INCOMPLETE VEHICLE MANUFACTURED BY

GVWR:
VEHICLE IDENTIFICATION NUMBER T80AVGA5000 (1980)
IFDHB606@BVJ00001 (1981)

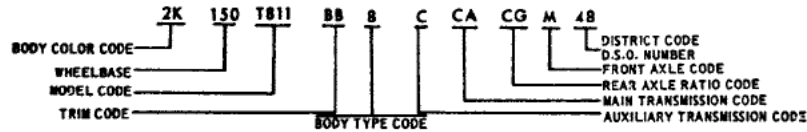
EXTERIOR PAINT COLORS 2K

WB 150	TYPE-GVV T811	BODY BB8	TRANS CCA	AXLE CGM	DSO 48
-----------	------------------	-------------	--------------	-------------	--------

EOTA-18173-AA

(EXCEPT BRASIL)

SECOND and THIRD LINES (2K 150 T811 BB8 CCA GCM 48) MISCELLANEOUS VEHICLE DATA



- "2K" --- Candyapple Red
- "150" --- 150" Wheelbase
- "T811" --- LT800 Unit with necessary equipment to rate the given G.V.W.
* Since 1986, the GVW has been expanded to a three character code. The code will be assigned in increments of 100-pounds.
- "BB" --- Blue H.D. vinyl bench seat – Chassis Cab Steel
(Refer to appropriate Soft Trim Section for complete instructions and Trim Cost Listing).
- "8" --- Conventional Cab
- "C" --- 3 Speed Dana (Spicer) French Label-7231-D P.T.O.
When applicable the Auxiliary Transmission Code will be shown to the left of the Main Transmission Code.
- "CA" --- 5 Speed Clark -- 280
- "CG" --- Rear Axle Ratio of 4.88 and a capacity of 23M (Eaton No. 23121)
- "M" --- 7M Front Axle with power steering
- "48" --- Detroit District



FORD BRASIL S.A.

AVENIDA HENRY FORD,1787-SÃO PAULO-CAPITAL
C.G.C.33.160.839/0031-61-INDÚSTRIA BRASILEIRA
INCOMPLETE VEHICLE MANUFACTURED BY
FORD BRASIL S.A. IN BRAZIL. DATE:

GVWR: LBS. kg
FAWR: LBS. kg
RAWR: LBS. kg
VEHICLE IDENTIFICATION No.

EXTERIOR PAINT COLORS 9E

WB	TYPE - GVW	BODY	TRANS	AXLE	* DISTRICT
153	H60	*	*	*	*

85HB-18173-BA

(BRASIL) ONLY

GVWR: Gross Vehicle Weight Rate 26,500 lbs-12,000 kg
FAWR: Front Axle Weight Rate 9,000 lbs-4,082 kg
RAWR: Rear axle weight rate 17,500 lbs-7,900 kg

- "9E" --- Diamond white
- * --- District Code to follow in subsequent change
- WB --- 153" Wheelbase
- H60 --- CF600 Vehicle model
- * --- Body Code to follow in subsequent change
- * --- Trans Code to follow in subsequent change
- * --- Axle Code to follow in subsequent change

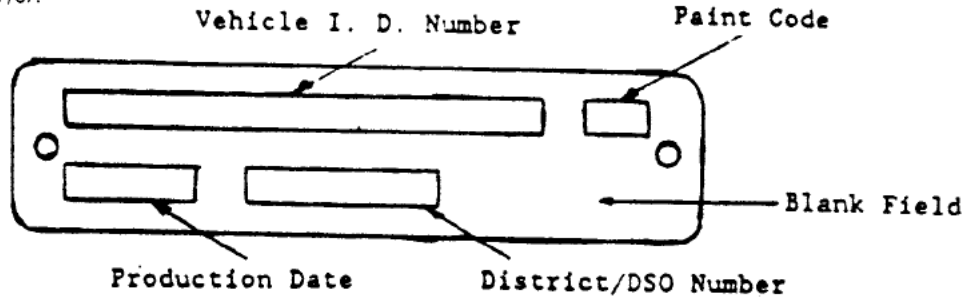


Supplemental Data Plate – F, B, C, L, CL

A supplemental data plate is being installed on the body B-pillar below the striker pin on F, C, L, and CL models. On F-Cowl and B models the supplemental data plate is being installed on the dash panel above the ashtray

The blank field is being provided for the dealer to stamp the in-service date or any other information desired by the dealer.

The supplemental data plate will be installed on all vehicles from K.T.P. starting on 8/27/87.



Supplemental Data Plate Format

1988/
CALIBRATION PARTS LIST LABEL

A NEW CALIBRATION LABEL HAS BEEN DESIGNED. THIS LABEL LISTS ONLY THE CALIBRATION NUMBER AND IS LOCATED ON THE DRIVERS DOOR OR DOOR POST. (LOCATION WILL VARY WITH EACH VEHICLE). SEE LABEL EXAMPLE FIGURE 1.



1980/
TRUCK SERIES 600/900



1981/ VEHICLE IDENTIFICATION NUMBER 1FD HB606@BVJ
 THE FIRST 3 DIGITS OF THE VEHICLE IDENTIFICATION
 NUMBER INDICATE THE WORLD MANUFACTURER IDENTIFIER

FORD MOTOR COMPANY WORLD MANUFACTURER IDENTIFIER-TRUCKS

CODE	MANUFACTURER	MAKE	TYPE
CERTIFICATION LABEL - TYPICAL			
1 F M	Ford Motor Company, USA	Ford	MPV
1 F T	Ford Motor Company, USA	Ford	Truck (Complete Vehicle)
1 F D	Ford Motor Company, USA	Ford	Incomplete Vehicle
1 F C	Ford Motor Company, USA	Ford	Truck Stripped Chassis
1 M H	Ford Motor Company, USA	Mercury	Incomplete Vehicle
1 F B	Ford Motor Company, USA	Ford	Bus
2 F M	Ford Motor Company of Canada, Ltd.	Ford	MPV
2 F T	Ford Motor Company of Canada, Ltd.	Ford	Truck (Complete Vehicle)
2 F D	Ford Motor Company of Canada, Ltd.	Ford	Incomplete Vehicle
2 F C	Ford Motor Company of Canada, Ltd.	Ford	Truck Stripped Chassis
2 M H	Ford Motor Company of Canada, Ltd.	Mercury	Incomplete Vehicle
2 F B	Ford Motor Company of Canada, Ltd.	Ford	Bus
J C 2	Toyo Kogyo Company, Ltd., Japan	Ford	Truck (Complete Vehicle) (Imported Courier)
J C 4	Toyo Kogyo Company, Ltd., Japan	Ford	Incomplete Vehicle (Imported Courier)
1 F F	Ford Motor Company, USA	Ford	Motor Vehicle Equipment without Engine/Powertrain (Glider)
2 F F	Ford Motor Company of Canada, Ltd.	Ford	Motor Vehicle Equipment without Engine/Powertrain (Glider)
3 F C	Ford Motor Company S.A. de C.V. (Mexico)	Ford	Truck stripped chassis
9 B F	Ford Motor Company, Brasil	Ford	Truck (incomplete vehicle) HL3 Cargo

1981/ VEHICLE IDENTIFICATION NUMBER 1FD H B606@BVJ00001
 THE FOURTH DIGIT OF THE VEHICLE IDENTIFICATION
 NUMBER INDICATES BRAKE SYSTEM AND GVWR CLASS.

GVWR CLASS FOR TRUCKS, BUSES and INCOMPLETE VEHICLES (EXCEPT BRASIL)

Hydraulic Brake System and		Air Brake System and	
VIN CODE	GVWR CLASS	VIN CODE	GVWR CLASS
A	Class A—Not greater than 3,000 pounds	T	Class 3—10,001–14,000 pounds
B	Class B—3,001–4,000 pounds		
C	Class C—4,001–5,000 pounds	U	Class 4—14,001–16,000 pounds
D	Class D—5,001–6,000 pounds		
E	Class E—6,001–7,000 pounds	V	Class 5—16,001–19,500 pounds
F	Class F—7,001–8,000 pounds		
G	Class G—8,001–8,500 pounds	W	Class 6—19,501–26,000 pounds
H	Class G—8,501–9,000 pounds		
J	Class H—9,001–10,000 pounds	X	Class 7—26,001–33,000 pounds
K	Class 3—10,001–14,000 pounds		
L	Class 4—14,001–16,000 pounds	Y	Class 8—33,001–55,000 pounds
M	Class 5—16,001–19,500 pounds		
N	Class 6—19,501–26,000 pounds	Z	Class 8—55,001 pounds and over
P	Class 7—26,001–33,000 pounds		
R	Class 8—33,001–55,000 pounds		
S	Class 8—55,001 pounds and over		

GVWR CLASS FOR TRUCKS and INCOMPLETE VEHICLES (BRASIL)

Hydraulic Brake System and		Air Brake System and	
VIN CODE	GVWR CLASS	VIN CODE	GVWR CLASS
N	Type AOH 11.4–26,500 pounds	W	Type AIR 11.4–26,500 pounds
P	Type AOH 13.4–29,500 pounds	X	Type AIR 13.4–29,500 pounds

1980/
TRUCK SERIES 600/900



1981/ VEHICLE IDENTIFICATION NUMBER 1FDHB606@BVJ00001
THE TENTH DIGIT OF THE VEHICLE IDENTIFICATION NUMBER INDICATES THE VEHICLE MODEL YEAR.

VEHICLE MODEL YEAR

VIN CODE	YEAR	VIN CODE	YEAR	VIN CODE	YEAR	VIN CODE	YEAR
A	1980	J	1988	T	1996	4	2004
B	1981	K	1989	V	1997	5	2005
C	1982	L	1990	W	1998	6	2006
D	1983	M	1991	X	1999	7	2007
E	1984	N	1992	Y	2000	8	2008
F	1985	P	1993	1	2001	9	2009
G	1986	R	1994	2	2002	A	2010
H	1987	S	1995	3	2003	B	2011
						C	2012

CERTIFICATION LABEL

1980

SERIES CODES

1981/

VEHICLE IDENTIFICATION NUMBER T80 AVGA5000
THE FIRST 3 DIGITS OF THE VEHICLE NUMBER INDICATE THE TRUCK SERIES

VEHICLE IDENTIFICATION NUMBER IFDH B60 6@BVJ00001
THE FIFTH, SIXTH AND SEVENTH DIGITS OF THE VEHICLE IDENTIFICATION NUMBER INDICATE THE TRUCK SERIES

THE FOLLOWING CHART LISTS THESE CODES AND THE TRUCK MODEL WHICH THEY REPRESENT.

SERIES CODE	YEAR	DESCRIPTION	G.V.W. RATING	◇ CATALOGED AS	SERIES CODE	YEAR	DESCRIPTION	G.V.W. RATING	◇ CATALOGED AS
-------------	------	-------------	---------------	----------------	-------------	------	-------------	---------------	----------------

CERTIFICATION LABEL

- For G.V.W. and related information check Model Code (shown on Certification Label) against Model Codes beginning on Page 27
 - ◇ The designation "gas" or "diesel" will be shown only when necessary to clarify differences in application on similar items for which unique part numbers are required. Δ Domestic Special Order - refer to page 14 for complete explanation.
- For example: unique to gas—LN900 -- gas unique to diesel—LN900 -- diesel, common to gas and diesel—LN900

A90	80		●	D.S.O. Δ	D82	81/83	Low tilt - sleeper	●	C800 -- diesel
	82/		●	LTL900 -- diesel	D84	81/	Non sleeper	●	C800 -- diesel
			●		D86	81/83	Sleeper	●	C800 -- diesel
A92	82/86	Sleeper - single	●	LTL-900 -- diesel	F53	1989	Recreation vehicle (motor home)		F53-stripped chassis
A98	82/86	Sleeper - double	●	LTL900 -- diesel	F59	1989	Commercial vehicle		F59-stripped chassis
B60	80/		●	B600 -- gas	F60	80/	2 wheel drive	●	F600 -- 2/W/D and gas
B70	80/		●	B700 -- gas					
B71	80		●	B700 -- gas	F61	80/	2 wheel drive-Cowl	●	F600 -- 2/W/D and gas
C60	80/86		●	C600 -- gas					
C61	80		●	C600 -- gas	F70	80/		●	F700 -- gas
C70	80/86		●	C700 -- gas	F71	81/		●	F700 -- gas
C72	81/83	Sleeper	●	C700 -- gas	F77	82/	w/4 x 4 option	●	F700 -- gas
C80	80/86	Low tilt	●	C800 -- gas	F79	82		●	F700 -- gas
C82	81/83	Low tilt	●	C800 -- gas	F80	80		●	L800 -- gas
C90	80/81		●	C900 -- gas		83/84		●	L800 -- gas
C91	80		●	C900 -- gas	F81	80		●	L800 -- gas
C92	81	Sleeper	●	C900 -- gas	F82	80/		●	F800 -- gas
D64	81/86		●	C600 -- diesel	F83	81/	Cowl	●	F800 -- gas
D70	80/86	Sleeper	●	C700 -- diesel	F90	80/81		●	L900 -- gas
D72	81/83	Sleeper	●	C700 -- diesel	F91	80		●	L900 -- gas
D74	81/86	Non sleeper	●	C700 -- diesel	G80	83/	Tandem	●	FT800 -- gas
D76	81/83	Sleeper	●	C700 -- diesel	H60	86/	Cargo	●	CF600-diesel
D80	80/		●	C800 -- diesel	H70	86/	Cargo	●	CF700-diesel

1980/
TRUCK SERIES 600/900



SERIES CODE	YEAR	DESCRIPTION	G.V.W. RATING	◇ CATALOGED AS	SERIES CODE	YEAR	DESC
CERTIFICATION LABEL -- Cont'd							
● For G.V.W. and related information check Model Code (shown on Certification Label) against model codes beginning on page 14. ◇ The designation "gas" or "diesel" will be shown only when necessary to clarify differences in application on similar items for which unique part numbers are required. Δ Domestic Special Order—refer to page 14 for complete explanation. For example: unique to gas—LN900 -- gas, unique to diesel—LN900 -- diesel, common to gas and diesel—LN900							
H80	81/	Non sleeper Tandem	●	CT800 -- diesel	S80	80/84	● LNT800 -- gas
H81	87/	Cargo	●	CF800 -- diesel		87/	● LS800 -- diesel
H82	81/83	Sleeper	●	CT800 -- diesel	S81	80	● LNT800 -- gas
H84	81/83	Non sleeper	●	CT800 -- diesel	S82	87/	● LS800 -- diesel
H85	88/	Cargo	●	CFT800	S90	80/81	● LNT900 -- gas
H86	81/83	Sleeper	●	CT800 -- diesel		87/	● LS900 -- diesel
J64	81/87		●	B600 -- diesel	S91	80	● LNT900 -- gas
J65	87/	Cowl model	●	B600 -- diesel	S95	88/ Tandem Set back (Aeromax)	● LA900 -- diesel
J70	80/87	Cab model	●	B700 -- diesel	T64	87	● F600
J74	81/87		●	B700 -- diesel	T65	87 Cowl model	● F600
J75	87/	Cowl model	●	B700 -- diesel	T74	87	● F700
K64	81/	Cab model	●	F600 -- diesel	T75	87 Cowl model	● F700
K65	81/	Cowl model	●	F600 -- diesel	T77	87	● F700 -- gas
K70	80/87		●	F700 -- diesel	T80	80/84	● LT800 -- gas
K71	80/87	Cowl model	●	F700 -- diesel	T81	80	● LT800 -- gas
K72	83/87	w/4 x 4 option	●	F700 -- diesel	T84	87	● F800 -- gas
K74	81/	Cab model	●	F700 -- diesel	T85	87 Cowl model	● F800
K75	81/	Cowl model	●	F700 -- diesel	T90	80/81	● LT900 -- gas
K77	82/	w/4 x 4 option	●	F700 -- diesel	T90	87	● FT900 -- diesel
K79	82		●	F700 -- diesel	T91	80	● LT900 -- gas
K80	80/		●	L800 -- diesel	U80	80/ Tandem	● LT800 -- diesel
K81	80		●	L800 -- diesel	U81	80	● LT800 -- diesel
K82	87/		●	L800 -- diesel	U82	87/ Tandem	● LT800 -- diesel
K84	81/	Cab model	●	F800 -- diesel	U90	80/ Tandem	● LT900 -- diesel
K85	81/	Cowl model	●	F800 -- diesel	U91	80	● LT900 -- diesel
K87	82/87		●	F800 -- diesel	V80	80/83	● LTS800 -- gas
K89	82/87		●	F800 -- diesel	V81	80	● LTS800 -- gas
K90	80/		●	L900 -- diesel	V90	80/81	● LTS900 -- gas
L80	80		●	CT800 -- gas		87/	● LL900 -- diesel
	83/87		●	FT800 -- diesel	V91	80	● LTS900 -- gas
L84	83/84		●	FT800 -- diesel	V92	80	● LTS900 -- gas
L90	80		●	CT900 -- gas	W80	80/ Tandem	● LNT800 -- diesel
	80/ Tandem		●	FT900 -- diesel	W81	80	● LNT800 -- diesel
L91	80		●	CT900 -- gas	W82	87/ Tandem	● LNT800 -- diesel
M80	83		●	FT800 -- diesel	W90	80/ Tandem	● LNT900 -- diesel
M84	83		●	FT800 -- gas	W91	80	● LNT900 -- diesel
N60	80/85		●	LN600 -- gas	X91	80/ Sleeper	● CLT900 -- diesel
N61	80		●	LN600 -- gas	X95	80/83 Non sleeper	● D.S.O. Δ
N62	80		●	LN600 -- gas			● CLT900 -- diesel
N70	80/85		●	LN700 -- gas	X96	80/ Non sleeper	● CLT900 -- diesel
N71	80		●	LN700 -- gas	X97	80/83 Sleeper	● CLT900 -- diesel
N80	80/84		●	LN800 -- gas	X98	80/ Sleeper	● CLT900 -- diesel
N81	80		●	LN800 -- gas	Y80	80/ Tandem set back	● LTS800 -- diesel
N90	80/81		●	LN900 -- gas	Y81	80	● LTS800 -- diesel
N91	80		●	LN900 -- gas	Y82	87/ Tandem set back	● LTS -- diesel
Q80	80		●	CT800 -- diesel	Y90	80/ Tandem set back	● LTS900 -- diesel
R64	81/85		●	LN600 -- diesel	Y91	80	● LTS900 -- diesel
R70	80/86		●	LN700 -- diesel	Y92	80	● LTS900 -- diesel
R71	80		●	LN700 -- diesel	Y95	88/ Tandem Set back (Aeromax)	● LTA900 -- diesel
R72	87/		●	LN700 -- diesel	Z91	80/ Sleeper	● D.S.O. Δ
R74	81/86		●	LN700 -- diesel			● CL900 -- diesel
R80	80/		●	LN800 -- diesel	Z95	80/83 Non sleeper	● CL900 -- diesel
R81	80		●	LN800 -- diesel	Z96	80/ Non sleeper	● CL900 -- diesel
R82	87/		●	LN800 -- diesel	Z97	80/83 Sleeper	● CL900 -- diesel
R90	80/		●	LN900 -- diesel	Z98	80/ Sleeper	● CL900 -- diesel

1980/
TRUCK SERIES 600/900
CERTIFICATION LABEL



1980

ENGINE CODES

VEHICLE IDENTIFICATION NUMBER T80AVGA5000
THE FOURTH DIGIT OF THE VEHICLE IDENTIFICATION NUMBER INDICATES BASIC ENGINE IDENTIFICATION

VEHICLE IDENTIFICATION NUMBER IFDHB606@BVJ00001
THE EIGHTH DIGIT OF THE VEHICLE IDENTIFICATION NUMBER INDICATES ENGINE IDENTIFICATION

THE FOLLOWING CHART LISTS THESE CODES AS WELL AS GAS OR DIESEL, NUMBER OF CYLINDERS, CUBIC INCH DISPLACEMENT, TYPE OF CARBURETOR AND WHERE APPLICABLE THE MANUFACTURERS NAME AND MODEL NUMBER. FOR FURTHER ENGINE IDENTIFICATION REFER TO SECTION 60 IN THIS CATALOG.

CODE	YEAR	G or D	CYL.	C.I.D.	CARB.	TYPE	CODE	YEAR	G or D	CYL.	C.I.D.	CARB.	TYPE
------	------	--------	------	--------	-------	------	------	------	--------	------	--------	-------	------

CERTIFICATION LABEL — Cont'd

• G-Gas or D-Diesel, Δ Domestic Special Order—refer to page 14 for complete explanation.

@ For additional information refer to the Truck Specification List (T.S.L.)

A	80	G	8	370	2/B	6.1 litre @	U	80/	D	8	636		Caterpillar 3208N or 3208T-10.4 litre @
A	87/	D	6	476		7.8 litre FTO Ford		80/83	D	8	736		Detroit 8V-92TA or 8V-92TTA-12.1 litre @
B	80	G	8	370	2/B	Low compression-export 6.1 litre @							
C	80	G	8	370	2/B	6.1 litre F600 (only)	V	84/87	D	8	736		Detroit 8V-92TA or 8V-92TTA-12.1 litre @
G	1989	G	8	460		7.5 litres-E.F.I.							
H	80/	G	8	370	2/B	6.1 litre @	W	80/	D	6	855		Cummins NTC230, NTC240, NTC250, NTC270, NTC290, NTC300-NTC444-14.0 litre @
	80/	G	8	370	4/B	6.1 litre @							
	80/	G	8	370	2/B	Low compression-6.1 litre @							
	80	G	8	370	4/B	Low compression-6.1 litre @	X	80/	D	6	893		Caterpillar 3406-14.6 litre @
	80	G	8	370	2/B	LP gas-6.1 litre-ΔD.S.O. @	Y	80/83	D	6	1150		Cummins KT450, KTA525 or KTA600-18.8 litre @
	80	G	8	370	4/B	LP gas-6.1 litre-ΔD.S.O. @							
J	80/81	D	6	426		Detroit 671N-7.0 litre @		81	D	6	1150		Cummins KT525-18.8 litre @
	81/86	D	6	426		Detroit 6-71T, 6-71TT or 6V-71N-7.0 litre @	Z	80	G or D	6 or 8	All		All special engines-D.S.O.Δ
K	80/	G	8	429	4/B	7.0 litre @		3	81/83	D	8	903	Cummins VT-903Δ D.S.O. 14.8 litre
	80	G	8	429	4/B	LP gas-7.0 litre-ΔD.S.O. @	6	81	D	6	318		Detroit diesel 6V-53-D.S.O.Δ
L	82	G	8	460		7.5 litre	7	80	G	8	351		Low compression-export-5.8 litre @
	83/	D	6	611		L-10 Cummins-10.0 litre @							
M	80/81	G	8	477	4/B	7.8 litre Super Duty @		81/	G	8	370	2/B	Low compression-export-6.1 litre @
M	1989	D	8	445		7.3 litres (Navistar)							
N	80/	D	8	501		Detroit DDA 990N-8.2 litre @		84	G	8	370	4/B	Low compression-export-6.1 litre @
	80/	D	8	501		Detroit DDA 990T-8.2 litre @							
P	80/81	G	8	534	4/B	8.8 litre Super Duty @		85/	G	8	370		LP gas-6.1 litre
	86/91	D	6	401		6.6 litre turbo-FTO-Ford	8	80	G				Δ D.S.O. @
R	80/87	D	6	552		Detroit 6V-92TA or 6V92TTA-9.0 litre @		81/	G	8	429	4/B	LP gas-ΔD.S.O.-7.0 litre @
S	81/83	D	8	555		Cummins VT-225 or VT-240-9.1 litre @	9	80	D				DetroitΔD.S.O.
T	80/85	D	8	568		Detroit 8V-71TA 8V71N or 8V71TTA-9.3 litre @		80	D				CaterpillarΔD.S.O.
	80/81	D	8	568		Detroit 8V-71N-9.3 litre @		80	D				CumminsΔD.S.O.
	88/	D	8	638		Caterpillar 3306B 10.5 litre							

1980

ASSEMBLY PLANT CODES

1981/

VEHICLE IDENTIFICATION NUMBER T80A V GA5000

THE FIFTH DIGIT OF THE VEHICLE IDENTIFICATION NUMBER INDICATES THE PLANT AT WHICH THE VEHICLE WAS ASSEMBLED

VEHICLE IDENTIFICATION NUMBER IFDBH606@B V J00001

THE ELEVENTH DIGIT OF THE VEHICLE IDENTIFICATION NUMBER INDICATES THE PLANT AT WHICH THE VEHICLE WAS ASSEMBLED

CODE-V-KENTUCKY TRUCK PLANT
CODE-J-IMMSA-MONTERREY, MEXICO

1980/
TRUCK SERIES 600/900



CERTIFICATION LABEL
1980/1981

NUMERICAL SEQUENCE OF ASSEMBLY

VEHICLE IDENTIFICATION NUMBER T80AV GA5000

VEHICLE IDENTIFICATION NUMBER IFDHB606@BV J00001

A PRODUCTION SERIAL NUMBER SYSTEM IS USED TO IDENTIFY MODEL YEARS.
THE FOLLOWING CHART LISTS THE SERIAL NUMBER RANGES AND THE MODEL
YEAR REPRESENTED DEPENDENT ON THE MODELS LISTED.

FROM SERIAL	TO SERIAL		CATALOGED AS
*GA0,001	KA9,999	ALL	1980
*A00,001	C99,999	B-F600	1981
*J00,001	L99,999	ALL OTHERS	1981

*ALSO REFER TO ASSY. PLANT CODE ABOVE

IMPORTANT

Due to varying production volumes, the exact serial number or date with which a change becomes effective cannot be determined. When selecting part numbers referenced to serial numbers or dates, the catalog specifications should be used as an aid in selecting the proper part number.

COLOR CODES – EXTERIOR PAINT

THE CODE INDICATES THE EXTERIOR PAINT COLOR OF THE VEHICLE.
REFER TO THE PAINT SECTION FOR A LISTING OF THESE CODES AND THE
PART NUMBER OF THE REQUIRED PAINT.

GVWR:
VEHICLE IDENTIFICATION NUMBER T80AVGA

EXTERIOR PAINT COLORS 2K

WB	TYPE GVW	BODY	TRANS
150	T811	BB8	CCA

CERTIFICATION LABEL SHOWN

WHEELBASE

THE ACTUAL WHEELBASE IN INCHES IS SHOWN ON
THE CERTIFICATION LABEL.

GVWR:
VEHICLE IDENTIFICATION NUMBER T80AVGA

EXTERIOR PAINT COLORS 2K

WB	TYPE GVW	BODY	TRANS
150	T811	BB8	CCA

CERTIFICATION LABEL SHOWN

1980/
TRUCK SERIES 600/900



MODEL CODES AND
GROSS VEHICLE WEIGHT

CERTIFICATION LABEL

GVWR:
VEHICLE IDENTIFICATION NUMBER T80AVGA

THE MODEL CODE INDICATES THE TRUCK SERIES AND THE CORRESPONDING G.V.W. RATING. TRUCKS BUILT IN BRASIL ONLY-USE A 3 DIGIT SERIES CODE, EXC. H60
THE FOLLOWING CHART LISTS THESE CODES AND THE TRUCK MODEL AND G.V.W. RATING WHICH THEY REPRESENT.

EXTERIOR PAINT COLORS 2K

WB 150	TYPE GVW T811	BODY B88	TRANS CCA
-----------	------------------	-------------	--------------

CERTIFICATION LABEL SHOWN

SERIES CODE	YEAR	DESCRIPTION	G.V.W. RATING	◇ CATALOGED AS	SERIES CODE	YEAR	DESCRIPTION	G.V.W. RATING	◇ CATALOGED AS
-------------	------	-------------	---------------	----------------	-------------	------	-------------	---------------	----------------

CERTIFICATION LABEL — Cont'd

◇The designation "gas" or "diesel" will be shown only when necessary to clarify differences in application or similar items for which unique part numbers are required.

For example: unique to gas-LN900 -- gas, unique to diesel-LN900 -- diesel, common to gas and diesel-LN900

A900	80		44800	LT900 -- D.S.O.	B606	80/		22100	B600 -- gas
	82/		44800	LTL900 -- diesel	B607	80/81		23100	B600 -- gas
A901	80		46000	LT900 -- D.S.O.	B608	80/81		24500	B600 -- gas
	82/		46000	LTL900 -- diesel	B609	82/		22200	B600 -- gas
A902	80		48000	LT900 -- D.S.O.	B60A	82/		23000	B600 -- gas
	82/		48000	LTL900 -- diesel	B60B	82/		24100	B600 -- gas
A903	80		50000	LT900 -- D.S.O.	B60C	82/		25500	B600 -- gas
	82/		50000	LTL900 -- diesel	B700	81		23100	B700 -- gas
A904	80		50000	LT900 -- D.S.O.	B701	81		23600	B700 -- gas
	82/		50000	LTL900 -- diesel	B702	80		23160	B700 -- gas
A905	80		52000	LT900 -- D.S.O.		81		24500	B700 -- gas
	82/		52000	LTL900 -- diesel	B703	81		25000	B700 -- gas
A906	80		54000	LT900 D.S.O.	B704	81		25000	B700 -- gas
	82/		54000	LTL900 -- diesel	B705	80		25080	B700 -- gas
A907	80		58000	LT900 -- D.S.O.		81/		25100	B700 -- gas
	82/		58000	LTL900 -- diesel	B706	80		24500	B700 -- gas
A908	80		60000	LT900 -- D.S.O.		81		25200	B700 -- gas
	82/		60000	LTL900 -- diesel	B707	80		25250	B700 -- gas
A920	82/86		44800	LTL900 -- diesel		81		25500	B700 -- gas
A921	82/86		46000	LTL900 -- diesel	B708	80		27080	B700 -- gas
A922	82/86		48000	LTL900 -- diesel		81		25700	B700 -- gas
A923	82/86		50000	LTL900 -- diesel	B709	80/		26500	B700 -- gas
A924	82/86		50000	LTL900 -- diesel	B70A	81/		27000	B700 -- gas
A925	82/86		52000	LTL900 -- diesel	B70B	81/		27200	B700 -- gas
A926	82/86		54000	LTL900 -- diesel	B70C	81/		27500	B700 -- gas
A927	82/86		58000	LTL900 -- diesel	B70D	82/		24100	B700 -- gas
A928	82/86		60000	LTL900 -- diesel	B70E	82/		25500	B700 -- gas
A980	82/86		44800	LTL900 -- diesel	B70F	82/		26000	B700 -- gas
A981	82/86		46000	LTL900 -- diesel	B70G	82/		26200	B700 -- gas
A982	82/86		48000	LTL900 -- diesel	B710	80		27250	B700 -- gas
A983	82/86		50000	LTL900 -- diesel	C602	80/86		17000	C600 -- gas
A984	82/86		50000	LTL900 -- diesel	C603	81/86		21200	C600 -- gas
A985	82/86		52000	LTL900 -- diesel	C604	81/86		23000	C600 -- gas
A986	82/86		54000	LTL900 -- diesel	C605	81/86		24000	C600 -- gas
A987	82/86		58000	LTL900 -- diesel	C612	80		23000	C600 -- gas
A988	82/86		60000	LTL900 -- diesel	C613	80		24000	C600 -- gas
B600	80/		18400	B600 -- gas	C617	80		21200	C600 -- gas
B601	80/		19000	B600 -- gas	C700	80		24000	C700 -- gas
B602	80/		20200	B600 -- gas		81/86		21000	C700 -- gas
B603	80/		21000	B600 -- gas	C701	80		25000	C700 -- gas
B604	80/81		21200	B600 -- gas		81/86		23000	C700 -- gas
B605	80/81		22000	B600 -- gas	C702	80		25500	C700 -- gas
						81/86		24000	C700 -- gas

1980/
TRUCK SERIES 600/900



SERIES CODE	YEAR	DESCRIPTION	G.V.W. RATING	◇ CATALOGED AS	SERIES CODE	YEAR	DESC
CERTIFICATION LABEL — Cont'd							
◇The designation "gas" or "diesel" will be shown only when necessary to clarify differences in application on similar items for which unique part numbers are required.							
For example: unique to gas-LN900 -- gas, unique to diesel-LN900 -- diesel, common to gas and diesel-LN900							
C703	80		27000	C700 -- gas	D706	80	27000 C700 -- diesel
	81/86		25000	C700 -- gas		81/86	27500 C700 -- diesel
C704	80		27500	C700 -- gas	D708	80	23000 C700 -- diesel
	81/86		25500	C700 -- gas	D720	82/83	21000 C700 -- diesel
C705	80		21000	C700 -- gas	D721	82/83	23000 C700 -- diesel
	81/86		27000	C700 -- gas	D722	82/83	24000 C700 -- diesel
C706	81/86		27500	C700 -- gas	D723	82/83	25000 C700 -- diesel
C707	80		23000	C700 -- gas	D724	82/83	25500 C700 -- diesel
C720	82/83		21000	C700 -- diesel	D725	82/83	27000 C700 -- diesel
C721	82/83		23000	C700 -- diesel	D726	82/83	27500 C700 -- diesel
C722	82/83		24000	C700 -- diesel	D740	81/86	21000 C700 -- diesel
C723	82/83		25000	C700 -- diesel	D741	81/86	23000 C700 -- diesel
C724	82/83		25500	C700 -- diesel	D742	81/86	24000 C700 -- diesel
C725	82/83		27000	C700 -- diesel	D743	81/86	25000 C700 -- diesel
C726	82/83		27500	C700 -- diesel	D744	81/86	25500 C700 -- diesel
C802	80/86		27500	C800 -- gas	D745	81/86	27000 C700 -- diesel
C803	80/86		31000	C800 -- gas	D746	81/86	27500 C700 -- diesel
C804	80/86		34000	C800 -- gas	D760	82/83	21000 C700 -- diesel
C807	80/86		25100	C800 -- gas	D761	82/83	23000 C700 -- diesel
C822	82/83		27500	C800 -- diesel	D762	82/83	24000 C700 -- diesel
C823	82/83		31000	C800 -- diesel	D763	82/83	25000 C700 -- diesel
C824	82/83		34000	C800 -- diesel	D764	82/83	25500 C700 -- diesel
C827	82		27500	C800 -- diesel	D765	82/83	27000 C700 -- diesel
	83		25100	C800 -- diesel	D766	82/83	27500 C700 -- diesel
C900	81		25100	C900 -- gas	D800	81/	25100 C800 -- diesel
C901	81		27500	C900 -- gas	D801	81/	27500 C800 -- diesel
C902	81		31000	C900 -- gas	D802	80	27500 C800 -- diesel
C903	81		32000	C900 -- gas		81/	32000 C800 -- diesel
C904	80		27500	C900 -- gas	D803	81/	35000 C800 -- diesel
	81		34000	C900 -- gas	D804	80/	37000 C800 -- diesel
C905	81		37000	C900 -- gas	D805	80/	39000 C800 -- diesel
C906	80		31000	C900 -- gas	D806	80	25100 C800 -- diesel
	81		39000	C900 -- gas	D807	80	32000 C800 -- diesel
C907	80		32000	C900 -- gas	D808	80	35000 C800 -- diesel
C910	80		34000	C900 -- gas	D820	82/83	25100 C800 -- diesel
C912	80		37000	C900 -- gas	D821	82/83	27500 C800 -- diesel
C914	80		25100	C900 -- gas	D822	82/83	32000 C800 -- diesel
C915	80		39000	C900 -- gas	D823	82/83	35000 C800 -- diesel
D642	81/86		17000	C600 -- diesel	D824	82/83	37000 C800 -- diesel
D643	81/86		21200	C600 -- diesel	D825	82/83	39000 C800 -- diesel
D644	81/86		23000	C600 -- diesel	D842	81/	27500 C800 -- diesel
D645	81/86		24000	C600 -- diesel	D843	81/	31000 C800 -- diesel
D700	81/86		21000	C700 -- diesel	D844	81/	34000 C800 -- diesel
D701	80		21000	C700 -- diesel	D847	81/	25100 C800 -- diesel
	81/86		23000	C700 -- diesel	D862	82/83	27500 C800 -- diesel
D702	80		25500	C700 -- diesel	D863	82/83	31000 C800 -- diesel
	81/86		24000	C700 -- diesel	D864	82/83	34000 C800 -- diesel
D703	80		24000	C700 -- diesel	D867	82/83	25100 C800 -- diesel
	81/86		25000	C700 -- diesel	F600	81/	16500 F600 -- gas
D704	80		25000	C700 -- diesel	F601	80	16500 F600 -- gas
	81/86		25500	C700 -- diesel		81	17900 F600 -- gas
D705	80		27500	C700 -- diesel	F602	80	17900 F600 -- gas
	81/86		27000	C700 -- diesel		81/	18500 F600 -- gas

1980/
TRUCK SERIES 600/900



SERIES CODE	YEAR	DESCRIPTION	G.V.W. RATING	◇ CATALOGED AS	SERIES CODE	YEAR	DESCR
CERTIFICATION LABEL — Cont'd							
◇The designation "gas" or "diesel" will be shown only when necessary to clarify di.							
Items for which unique part numbers are required.							
For example: unique to gas-LN900 -- gas, unique to diesel-LN900 -- diesel, common to gas and diesel-LN900.							
F603	80		18500	F600 -- gas	F716	82/	26500 F700 -- gas
	81/		19700	F600 -- gas	F717	82/	27000 F700 -- gas
F604	80		19700	F600 -- gas	F718	82/	27500 F700 -- gas
	81/		20400	F600 -- gas	F770	83/ 4 x 4	21200 F700 -- gas
F605	80		20400	F600 -- gas	F771	83/ 4 x 4	23100 F700 -- gas
	81/		20500	F600 -- gas	F800	80/84	23000 L800 -- gas
F606	80		20500	F600 -- gas	F801	80/84	25000 L800 -- gas
	81/		21200	F600 -- gas	F803	80/84	25500 L800 -- gas
F607	80/		21200	F600 -- gas	F804	80/81	27500 L800 -- gas
F608	80		21200	F600 -- gas		82/84	27000 L800 -- gas
	81/		21600	F600 -- gas	F805	80	29000 L800 -- gas
F609	80		21600	F600 -- gas		81/84	27500 L800 -- gas
	81/		22000	F600 -- gas	F806	80	31000 L800 -- gas
F60A	81/		22400	F600 -- gas		81/84	29000 L800 -- gas
F60B	81/		23100	F600 -- gas	F807	80	32000 L800 -- gas
F60C	81/		24500	F600 -- gas		81/84	31000 L800 -- gas
F610	80		22000	F600 -- gas	F808	80	34000 L800 -- gas
	82/		16500	F600 -- gas		81/84	31800 L800 -- gas
F611	80		22400	F600 -- gas	F809	80	35000 L800 -- gas
	82/		17900	F600 -- gas		81/84	32000 L800 -- gas
F612	80		23100	F600 -- gas	F80A	81/84	34000 L800 -- gas
	82/		18500	F600 -- gas	F80B	81/84	35000 L800 -- gas
F613	80		24500	F600 -- gas	F811	80	31800 L800 -- gas
	82/		19700	F600 -- gas	F812	80	27000 L800 -- gas
F614	82/		20400	F600 -- gas	F820	80	23000 F800 -- gas
F615	82/		20500	F600 -- gas		81/	23100 F800 -- gas
F616	82/		21200	F600 -- gas	F821	80/	25000 F800 -- gas
F617	82/		21200	F600 -- gas	F822	80	25500 F800 -- gas
F618	82/		21600	F600 -- gas		81/	25100 F800 -- gas
F619	82/		22000	F600 -- gas	F823	80	27000 F800 -- gas
F61A	82/		22400	F600 -- gas		81/	25500 F800 -- gas
F61B	82/		23100	F600 -- gas	F824	80	27500 F800 -- gas
F61C	82/		24500	F600 -- gas		81/82	26000 F800 -- gas
F700	81/		21200	F700 -- gas	F825	80	29000 F800 -- gas
F701	80		21000	F700 -- gas		81/	27000 F800 -- gas
	81/		23100	F700 -- gas	F826	80	31000 F800 -- gas
F702	81/		24500	F700 -- gas		81/	27500 F800 -- gas
F703	80		23000	F700 -- gas	F827	80	32000 F800 -- gas
	81/		25000	F700 -- gas		81/82	27700 F800 -- gas
F704	80		24000	F700 -- gas	F828	81/83	28000 F800 -- gas
	81/		25100	F700 -- gas	F829	81/82	28100 F800 -- gas
F705	81/		25500	F700 -- gas	F82A	81/83	29000 F800 -- gas
F706	80		25500	F700 -- gas	F82B	81/83	29700 F800 -- gas
	81/		26500	F700 -- gas	F82C	81/83	30100 F800 -- gas
F707	80		25000	F700 -- gas	F82D	81/	31000 F800 -- gas
	81/		27000	F700 -- gas	F82E	84	28200 F800 -- gas
F708	80		27000	F700 -- gas	F82F	84	28500 F800 -- gas
	81/		27500	F700 -- gas	F82G	84	29900 F800 -- gas
F709	80		27500	F700 -- gas	F82H	84	30700 F800 -- gas
F710	82/		21200	F700 -- gas	F82J	84	31500 F800 -- gas
F711	82/		23100	F700 -- gas	F82K	84	32500 F800 -- gas
F712	82/		24500	F700 -- gas	F82L	84	32800 F800 -- gas
F713	82/		25000	F700 -- gas	F82M	84	33200 F800 -- gas
F714	82/		25100	F700 -- gas	F82N	84	33800 F800 -- gas
F715	82/		25500	F700 -- gas			

1980/
TRUCK SERIES 600/900



SERIES CODE	YEAR	DESCRIPTION	G.V.W. RATING	◇ CATALOGED AS	SERIES CODE	YEAR	DESC		
CERTIFICATION LABEL — Cont'd									
◇The designation "gas" or "diesel" will be shown only when necessary to clarify differences in application or items for which unique part numbers are required.									
For example: unique to gas-LN900 -- gas, unique to diesel-LN900 -- diesel, common to gas and diesel-LN900									
F82P	84		34000	F800 -- gas	H60	86/	Cargo	26500	CF600 -- diesel
F82Q	84		35000	F800 -- gas	H70	86/	Cargo	29500	CF700 -- diesel
F830	82/		23100	F800 -- gas	H81	87/	Cargo		CF800 -- diesel
F831	82/		25000	F800 -- gas	H85	88/	Cargo		CF800 -- diesel
F832	82/		25100	F800 -- gas	H801	81/		42860	CT800 -- diesel
F833	82/		25500	F800 -- gas	H802	81/		44000	CT800 -- diesel
F834	82		26000	F800 -- gas	H803	81/		45000	CT800 -- diesel
F835	82/		27000	F800 -- gas	H804	81/		46000	CT800 -- diesel
F836	82/		27500	F800 -- gas	H805	81/		48000	CT800 -- diesel
F837	82		27700	F800 -- gas	H806	81/		50000	CT800 -- diesel
F838	82/83		28000	F800 -- gas	H807	81/		50000	CT800 -- diesel
F839	82		28100	F800 -- gas	H808	81/		51000	CT800 -- diesel
F83A	82/83		29000	F800 -- gas	H809	81/		52000	CT800 -- diesel
F83B	82/83		29700	F800 -- gas	H80A	81/		52000	CT800 -- diesel
F83C	82/83		30100	F800 -- gas	H80B	81/		54000	CT800 -- diesel
F83D	82/		31000	F800 -- gas	H80C	81/		55000	CT800 -- diesel
F83E	84		28200	F800 -- gas	H80D	81/		56000	CT800 -- diesel
F83F	84		28500	F800 -- gas	H821	82/83		42860	CT800 -- diesel
F83G	84		29900	F800 -- gas	H822	82/83		44000	CT800 -- diesel
F83H	84		30700	F800 -- gas	H823	82/83		45000	CT800 -- diesel
F83J	84		31500	F800 -- gas	H824	82/83		46000	CT800 -- diesel
F83K	84		32500	F800 -- gas	H825	82/83		48000	CT800 -- diesel
F83L	84		32800	F800 -- gas	H826	82/83		50000	CT800 -- diesel
F83M	84		33200	F800 -- gas	H827	82/83		50000	CT800 -- diesel
F83N	84		33800	F800 -- gas	H828	82/83		51000	CT800 -- diesel
F83P	84		34000	F800 -- gas	H829	82/83		52000	CT800 -- diesel
F83Q	84		35000	F800 -- gas	H82A	82/83		52000	CT800 -- diesel
F900	80		25500	L900 -- gas	H82B	82/83		54000	CT800 -- diesel
	81		23100	L900 -- gas	H82C	82/83		55000	CT800 -- diesel
F901	81		25500	L900 -- gas	H82D	82/83		56000	CT800 -- diesel
F902	80/81		27500	L900 -- gas	H840	81/83		42860	CT800 -- diesel
F903	81		31000	L900 -- gas	H841	81/83		44000	CT800 -- diesel
F904	81		31800	L900 -- gas	H842	81/83		45000	CT800 -- diesel
F905	80		31000	L900 -- gas	H843	81/83		46000	CT800 -- diesel
	81		32000	L900 -- gas	H844	81/83		48000	CT800 -- diesel
F906	80		32000	L900 -- gas	H845	81/83		50000	CT800 -- diesel
	81		34000	L900 -- gas	H846	81		51000	CT800 -- diesel
F907	81		35000	L900 -- gas	H847	81		52000	CT800 -- diesel
F908	80		34000	L900 -- gas	H860	82/83		42860	CT800 -- diesel
F909	80		35000	L900 -- gas	H861	82/83		44000	CT800 -- diesel
F912	80		23100	L900 -- gas	H862	82/83		45000	CT800 -- diesel
F913	80		31800	L900 -- gas	H863	82/83		46000	CT800 -- diesel
G800	83		39000	FT800 -- gas	H864	82/83		48000	CT800 -- diesel
	84		41200	FT800 -- gas	H865	82/83		50000	CT800 -- diesel
G801	83		41000	FT800 -- gas	J640	81/87		18400	B600 -- diesel
	84		43500	FT800 -- gas	J641	81/87		19000	B600 -- diesel
G802	83/		44800	FT800 -- gas	J642	81/87		20200	B600 -- diesel
G803	83/		46000	FT800 -- gas	J643	81/87		21000	B600 -- diesel
G804	83/		50000	FT800 -- gas	J644	81		21200	B600 -- diesel
G840	83		39000	FT800 -- gas	J645	81		22000	B600 -- diesel
G841	83		41000	FT800 -- gas	J646	81/87		22100	B600 -- diesel
G842	83		44800	FT800 -- gas	J647	81		23100	B600 -- diesel
G843	83		46000	FT800 -- gas	J648	81		24500	B600 -- diesel
G844	83		50000	FT800 -- gas	J649	82/87		22200	B600 -- diesel

1980/
TRUCK SERIES 600/900



SERIES CODE	YEAR	DESCRIPTION	G.V.W. RATING	◇ CATALOGED AS-	SERIES CODE	YEAR	DESCR
-------------	------	-------------	---------------	-----------------	-------------	------	-------

CERTIFICATION LABEL — Cont'd

◇ The designation "gas" or "diesel" will be shown only when necessary to clarify differences in application on similar items for which unique part numbers are required.

For example: unique to gas—LN900 — gas, unique to diesel—LN900 — diesel, common to gas and diesel—LN900

J64A	82/87		23000	B600 -- diesel	K650	82/	16500 F600 -- gas
J64B	82/87		24100	B600 -- diesel	K651	82/	17900 F600 -- gas
J64C	82/87		25500	B600 -- diesel	K652	82/	18500 F600 -- gas
J700	83/87		24100	B700 -- diesel	K653	82/	19700 F600 -- gas
J701	83/87		25100	B700 -- diesel	K654	82/	20400 F600 -- gas
J702	83		26000	B700 -- diesel	K655	82/	20500 F600 -- gas
	84		25500	B700 -- diesel	K656	82/	21200 F600 -- gas
J703	83		26200	B700 -- diesel	K657	82/	21200 F600 -- gas
	84		26000	B700 -- diesel	K658	82/	21600 F600 -- gas
J704	83		26500	B700 -- diesel	K659	82/	22000 F600 -- gas
	84		26200	B700 -- diesel	K65A	82/	22400 F600 -- gas
J705	83		27000	B700 -- diesel	K65B	82/	23100 F600 -- gas
	84		26500	B700 -- diesel	K65C	82/	24500 F600 -- gas
J706	83		27200	B700 -- diesel	K700	83/87	21200 F700 -- diesel
	84		27000	B700 -- diesel	K701	83/87	23100 F700 -- diesel
J707	80		26500	B700 -- diesel	K702	83/87	24500 F700 -- diesel
	83		29700	B700 -- diesel	K703	80	23000 F700 -- diesel
	84		27200	B700 -- diesel		83/87	25000 F700 -- diesel
J708	80		27250	B700 -- diesel	K704	83/87	25100 F700 -- diesel
	83/87		27500	B700 -- diesel	K705	80	24000 F700 -- diesel
J709	80		27080	B700 -- diesel		83/87	25500 F700 -- diesel
J740	81		23100	B700 -- diesel	K706	80	25500 F700 -- diesel
J741	81		23600	B700 -- diesel		83	26500 F700 -- diesel
J742	81		24500	B700 -- diesel	K707	80	27500 F700 -- diesel
J743	81		25000	B700 -- diesel		83/87	27000 F700 -- diesel
J744	81		25000	B700 -- diesel	K708	80	25000 F700 -- diesel
J745	81/87		25100	B700 -- diesel		83	27000 F700 -- diesel
J746	81		25200	B700 -- diesel		84	27500 F700 -- diesel
J747	81		25500	B700 -- diesel	K709	80	27000 F700 -- diesel
J748	81		25700	B700 -- diesel	K710	80	21000 F700 -- diesel
J749	81/87		26500	B700 -- diesel		83/87	21200 F700 -- diesel
J74A	81/87		27000	B700 -- diesel	K711	83/87	23100 F700 -- diesel
J74B	81/87		27200	B700 -- diesel	K712	83/87	24500 F700 -- diesel
J74C	81/87		27500	B700 -- diesel	K713	83/87	25000 F700 -- diesel
J74D	82/87		24100	B700 -- diesel	K714	83/87	25100 F700 -- diesel
J74E	82/87		25500	B700 -- diesel	K715	83/87	25500 F700 -- diesel
J74F	82/87		26000	B700 -- diesel	K716	83/87	26500 F700 -- diesel
J74G	82/87		26200	B700 -- diesel	K717	83/87	27000 F700 -- diesel
K640	81/		16500	F600 -- diesel	K718	83	27000 F700 -- diesel
K641	81/		17900	F600 -- diesel		84	27500 F700 -- diesel
K642	81/		18500	F600 -- diesel	K720	83/87	21200 F700 -- diesel
K643	81/		19700	F600 -- diesel	K721	83/87	23100 F700 -- diesel
K644	81/		20400	F600 -- diesel	K740	81/	21200 F700 -- diesel
K645	81/		20500	F600 -- diesel	K741	81/	23100 F700 -- diesel
K646	81/		21200	F600 -- diesel	K742	81/	24500 F700 -- diesel
K647	81/		21200	F600 -- diesel	K743	81/	25000 F700 -- diesel
K648	81/		21600	F600 -- diesel	K744	81/	25100 F700 -- diesel
K649	81/		22000	F600 -- diesel	K745	81/	25500 F700 -- diesel
K64A	81/		22400	F600 -- diesel	K746	81/	26500 F700 -- diesel
K64B	81/		23100	F600 -- diesel	K747	81/	27000 F700 -- diesel
K64C	81/		24500	F600 -- diesel	K748	81/	27500 F700 -- diesel

1980/
TRUCK SERIES 600/900



SERIES CODE	YEAR	DESCRIPTION	G.V.W. RATING	◇ CATALOGED AS	SERIES CODE	YEAR	DESCRIPTION
CERTIFICATION LABEL — Cont'd							
◇The designation "gas" or "diesel" will be shown only when necessary to clarify differences in application on similar items for which unique part numbers are required.							
For example: unique to gas-LN900 -- gas, unique to diesel-LN900 -- diesel, common to gas and diesel-LN900							
K750	82/		21200	F700 -- diesel	K84Q	84	35000 F800 -- gas
K751	82/		23100	F700 -- diesel	K850	82/	23100 F800 -- diesel
K752	82/		24500	F700 -- diesel	K851	82/	25000 F800 -- diesel
K753	82/		25000	F700 -- diesel	K852	82/	25100 F800 -- diesel
K754	82/		25100	F700 -- diesel	K853	82/	25500 F800 -- diesel
K755	82/		25500	F700 -- diesel	K854	82	26000 F800 -- diesel
K756	82/		26500	F700 -- diesel	K855	82/	27000 F800 -- diesel
K757	82/		27000	F700 -- diesel	K856	82/	27500 F800 -- diesel
K758	82/		27500	F700 -- diesel	K857	82	27700 F800 -- diesel
K770	83/	4 x 4	21200	F700 -- gas	K858	82/	28000 F800 -- diesel
K771	83/	4 x 4	23100	F700 -- gas	K859	82	28100 F800 -- diesel
K800	81/		23100	L800 -- diesel	K85A	82/83	29000 F800 -- diesel
K801	81/		25500	L800 -- diesel	K85B	82/83	29700 F800 -- diesel
K802	80		25500	L800 -- diesel	K85C	82/83	30100 F800 -- diesel
	81/		27500	L800 -- diesel	K85D	82/	31000 F800 -- diesel
K803	80		27500	L800 -- diesel	K85E	84	28200 F800 -- gas
	81/		31000	L800 -- diesel	K85F	84	28500 F800 -- gas
K804	81/		31800	L800 -- diesel	K85G	84	29900 F800 -- gas
K805	80		31000	L800 -- diesel	K85H	84	30700 F800 -- gas
	81/		32000	L800 -- diesel	K85J	84	31500 F800 -- gas
K806	80		32000	L800 -- diesel	K85K	84	32500 F800 -- gas
	81/		34000	L800 -- diesel	K85L	84	32800 F800 -- gas
K807	80		34000	L800 -- diesel	K85M	84	33200 F800 -- gas
	81/		35000	L800 -- diesel	K85N	84	33800 F800 -- gas
K808	80		35000	L800 -- diesel	K85P	84	34000 F800 -- gas
K812	80		23100	L800 -- diesel	K85Q	84	35000 F800 -- gas
K813	80		31800	L800 -- diesel	K870	83/87	23100 F800 -- diesel
K840	81/		23100	F800 -- diesel	K871	83/87	25000 F800 -- diesel
K841	81/		25000	F800 -- diesel	K872	83/87	25100 F800 -- diesel
K842	81/		25100	F800 -- diesel	K873	83/87	25500 F800 -- diesel
K843	81/		25500	F800 -- diesel	K874	83	28000 F800 -- diesel
K844	81/83		26000	F800 -- diesel	K875	83	30100 F800 -- diesel
K845	81/		27000	F800 -- diesel		84	27000 F800 -- diesel
K846	81/		27500	F800 -- diesel	K876	83	31000 F800 -- diesel
K847	81/83		27700	F800 -- diesel		84	27500 F800 -- diesel
K848	81/83		28000	F800 -- diesel	K877	83	31800 F800 -- diesel
K849	81/83		28100	F800 -- diesel	K878	83	32000 F800 -- diesel
K84A	81/83		29000	F800 -- diesel	K879	83	34000 F800 -- diesel
K84B	81/83		29700	F800 -- diesel	K87A	83	35000 F800 -- diesel
K84C	81/83		30100	F800 -- diesel	K87B	83	F800 -- diesel
K84D	81/		31000	F800 -- diesel	K87C	83	F800 -- diesel
K84E	84		28200	F800 -- gas	K87D	83/87	31000 F800 -- diesel
K84F	84		28500	F800 -- gas	K87E	84	28200 F800 -- diesel
K84G	84		29900	F800 -- gas	K87F	84	28500 F800 -- diesel
K84H	84		30700	F800 -- gas	K87G	84	29900 F800 -- diesel
K84J	84		31500	F800 -- gas	K87H	84	30700 F800 -- diesel
K84K	84		32500	F800 -- gas	K87J	84	31500 F800 -- diesel
K84L	84		32800	F800 -- gas	K87K	84	32500 F800 -- diesel
K84M	84		33200	F800 -- gas	K87L	84	32800 F800 -- diesel
K84N	84		33800	F800 -- gas	K87M	84	33200 F800 -- diesel
K84P	84		34000	F800 -- gas	K87N	84	33800 F800 -- diesel

1980/
TRUCK SERIES 600/900



SERIES CODE	YEAR	DESCRIPTION	G.V.W. RATING	◇ CATALOGED AS	SERIES CODE	YEAR	DESCR
CERTIFICATION LABEL — Cont'd							
◇The designation "gas" or "diesel" will be shown only when necessary to clarify differences in application on similar items for which unique part numbers are required.							
For example: unique to gas-LN900 -- gas, unique to diesel-LN900 -- diesel, common to gas and diesel-LN900							
K87P	84		34000	F800 -- diesel	L809	80	50000 CT800 -- gas
K87Q	84		35000	F800 -- diesel	L840	84	41200 FT800 -- diesel
K890	83/87		23100	F800 -- diesel	L841	84	43500 FT800 -- diesel
K891	83/87		25000	F800 -- diesel	L842	84	44800 FT800 -- diesel
K892	83/87		25100	F800 -- diesel	L843	84	46000 FT800 -- diesel
K893	83/87		25500	F800 -- diesel	L844	84	50000 FT800 -- diesel
K894	83		28000	F800 -- diesel	L901	80	42860 CT900 -- gas
K895	83		30100	F800 -- diesel	L902	80	44000 CT900 -- gas
	84		27000	F800 -- diesel	L903	80	45000 CT900 -- gas
K896	83		31000	F800 -- diesel	L904	80	51000 CT900 -- gas
	84		27500	F800 -- diesel	L905	80	52000 CT900 -- gas
K897	83		31800	F800 -- diesel	L906	80	55000 CT900 -- gas
K898	83		32000	F800 -- diesel	L907	80	56000 CT900 -- gas
K899	83		34000	F800 -- diesel	L914	80	46000 CT900 -- gas
K89A	83		35000	F800 -- diesel	L915	80	48000 CT900 -- gas
K89B	83		-	F800 -- diesel	L916	80	50000 CT900 -- gas
K89C	83		-	F800 -- diesel	L917	80	52000 CT900 -- gas
K89D	83/87		31000	F800 -- diesel	L918	80	54000 CT900 -- gas
K89E	84		28200	F800 -- diesel	L919	80	50000 CT900 -- gas
K89F	84		28500	F800 -- diesel	M800	83	31800 FT800 -- diesel
K89G	84		29900	F800 -- diesel	M801	83	39000 FT800 -- diesel
K89H	84		30700	F800 -- diesel	M802	83	41000 FT800 -- diesel
K89J	84		31500	F800 -- diesel	M803	83	46000 FT800 -- diesel
K89K	84		32500	F800 -- diesel	M804	83	48000 FT800 -- diesel
K89L	84		32800	F800 -- diesel	M805	83	50000 FT800 -- diesel
K89M	84		33200	F800 -- diesel	M806	83	- FT800 -- diesel
K89N	84		33800	F800 -- diesel	M807	83	- FT800 -- diesel
K89P	84		34000	F800 -- diesel	M808	83	- FT800 -- diesel
K89Q	84		35000	F800 -- diesel	M809	83	- FT800 -- diesel
K900	81/		28000	L900 -- diesel	M80A	83	- FT800 -- diesel
K901	81/		31800	L900 -- diesel	M80B	83	- FT800 -- diesel
K902	80/		32000	L900 -- diesel	N600	81/85	16500 LN600 -- gas
K903	81/		35000	L900 -- diesel	N601	81	16500 N600 -- gas
K904	80		35000	L900 -- diesel		81/85	19500 LN600 -- gas
K907	80		28000	L900 -- diesel	N602	80	19500 N600 -- gas
K908	80		31800	L900 -- diesel		81/85	20500 LN600 -- gas
L800	84		41200	FT800 -- gas	N603	80/85	21500 N600 -- gas
L801	80		42860	CT800 -- gas	N604	80	20500 N600 -- gas
	84		43500	FT800 -- gas		81/85	22000 LN600 -- gas
L802	80		51000	CT800 -- gas	N605	81/85	23000 LN600 -- gas
	84		44800	FT800 -- gas	N606	81/85	24000 LN600 -- gas
L803	80		44000	CT800 -- gas	N612	80	23000 LN600 -- gas
	84		46000	FT800 -- gas	N615	80	24000 LN600 -- gas
L804	80		52000	CT800 -- gas	N620	80	22000 LN600 -- gas
	84		50000	FT800 -- gas	N700	81/85	21000 LN700 -- gas
L805	80		45000	CT800 -- gas	N701	81/85	23000 LN700 -- gas
L807	80		46000	CT800 -- gas	N702	80	23000 LN700 -- gas
L808	80		48000	CT800 -- gas		81/85	24000 LN700 -- gas

**1980/
TRUCK SERIES 600/900**



SERIES CODE	YEAR	DESCRIPTION	G.V.W. RATING	◇ CATALOGED AS	SERIES CODE	YEAR	DESC
CERTIFICATION LABEL — Cont'd							
◇The designation "gas" or "diesel" will be shown only when necessary to clarify differences in application or similar items for which unique part numbers are required.							
For example: unique to gas-LN900 -- gas, unique to diesel-LN900 -- diesel, common to gas and diesel-LN900							
N703	81/85		25000	LN700 -- gas	R640	81/85	16500 LN600 -- diesel
N704	80/85		25500	N700 -- gas	R641	81/85	19500 LN600 -- diesel
N705	80/85		27000	N700 -- gas	R642	81/85	20500 LN600 -- diesel
N706	80/85		27500	N700 -- gas	R643	81/85	21500 LN600 -- diesel
N707	80		25000	N700 -- gas	R644	81/85	22000 LN600 -- diesel
N710	80		21000	LN700 -- gas	R645	81/85	23000 LN600 -- diesel
N712	80		24000	LN700 -- gas	R646	81/85	24000 LN600 -- diesel
N800	80/84		23000	N800 -- gas	R700	81/86	21000 LN700 -- diesel
N801	80/84		25000	N800 -- gas	R701	81/86	23000 LN700 -- diesel
N802	81/84		25500	LN800 -- gas	R702	80	23000 LN700 -- diesel
N803	80		25500	LN800 -- gas		81/86	24000 LN700 -- diesel
	81/84		27000	LN800 -- gas	R703	81/86	25000 LN700 -- diesel
N804	80/84		27500	LN800 -- gas	R704	80/86	25500 LN700 -- diesel
N805	80/84		29000	LN800 -- gas	R705	80	25000 N700 -- diesel
N806	80/84		31000	LN800 -- gas		81/86	27000 LN700 -- diesel
N807	80		27000	N800 -- gas	R706	81/86	27500 LN700 -- diesel
	81/84		31800	LN800 -- gas	R707	80	27500 LN700 -- diesel
N808	80		34000	LN800 -- gas	R708	80	27000 N700 diesel
	81/84		32000	LN800 -- gas	R710	80	21000 LN700 -- diesel
N809	81/84		34000	LN800 -- gas	R712	80	24000 LN700 -- diesel
N80A	81/84		35000	LN800 -- gas	R740	81/86	21000 LN700 -- diesel
N813	80		31800	LN800 -- gas	R741	81/86	23000 LN700 -- diesel
N814	80		32000	N800 -- gas	R742	81/86	24000 LN700 -- diesel
N815	80		35000	N800 -- gas	R743	81/86	25000 LN700 -- diesel
N900	80		25500	LN900 -- gas	R744	81/86	25500 LN700 -- diesel
	81		23100	LN900 -- gas	R745	81/86	27000 LN700 -- diesel
N901	81		25500	LN900 -- gas	R746	81/86	27500 LN700 -- diesel
N902	80/81		27500	LN900 -- gas	R800	81/	23100 LN800 -- diesel
N903	81		31000	LN900 -- gas	R801	81/	25500 LN800 -- diesel
N904	81		31800	LN900 -- gas	R802	80	25500 LN800 -- diesel
N905	80		31000	LN900 -- gas		81/	27500 LN800 -- diesel
	81		32000	LN900 -- gas	R803	80	27500 LN800 -- diesel
N906	80		32000	LN900 -- gas		81/	31000 LN800 -- diesel
	81		34000	LN900 -- gas	R804	81/	31800 LN800 -- diesel
N907	81		35000	LN900 -- gas	R805	80	31000 LN800 -- diesel
N908	80		34000	LN900 -- gas		81/	32000 LN800 -- diesel
N909	80		35000	LN900 -- gas	R806	80	32000 LN800 -- diesel
N911	80		23100	LN900 -- gas		81/	34000 LN800 -- diesel
N912	80		31800	LN900 -- gas	R807	80	34000 LN800 -- diesel
Q801	80		42860	CT800 -- diesel		81/	35000 LN800 -- diesel
Q802	80		51000	CT800 -- diesel	R808	80	35000 LN800 -- diesel
Q803	80		45000	CT800 -- diesel	R810	80	23100 LN800 -- diesel
Q804	80		44000	CT800 -- diesel	R811	80	31800 LN800 -- diesel
Q805	80		41000	CT800 -- diesel	R902	80/	32000 LN900 -- diesel
Q806	80		52000	CT800 -- diesel	R904	80/	35000 LN900 -- diesel
Q807	80		46000	CT800 -- diesel	R906	80/	28000 LN900 -- diesel
Q808	80		48000	CT800 -- diesel	R907	80/	31800 LN900 -- diesel
Q809	80		50000	CT800 -- diesel	S801	81/	41000 LNT800 -- gas

1980/
TRUCK SERIES 600/900



SERIES CODE	YEAR	DESCRIPTION	G.V.W. RATING	◇ CATALOGED AS	SERIES CODE	YEAR	DESCR
CERTIFICATION LABEL — Cont'd							
◇The designation "gas" or "diesel" will be shown only when necessary to clarify differences in application on similar items for which unique part numbers are required.							
For example: unique to gas-LN900 -- gas, unique to diesel-LN900 -- diesel, common to gas and diesel-LN900							
S802	81/		43000	LNT800 -- gas	T914	80	44800 LT900 -- gas
S803	81/		44800	LNT800 -- gas	T915	80	48000 LT900 -- gas
S804	80		4300	LNT800 -- gas	T916	80	52000 LT900 -- gas
	81/		46000	LNT800 -- gas	T917	80	58000 LT900 -- gas
S806	80		46000	LNT800 -- gas	T90A	81	58000 LT900 -- gas
S811	80		41000	LNT800 -- gas	T90B	81	60000 LT900 -- gas
S812	80		44800	LNT800 -- gas	U800	80/	39000 LT800 -- diesel
S900	80/81		39000	LNT900 -- gas	U801	81/	41000 LT800 -- diesel
S901	81		41000	LNT900 -- gas	U802	81/	44800 LT800 -- diesel
S902	80		41000	LNT900 -- gas	U803	81/	46000 LT800 -- diesel
	81		43000	LNT900 -- gas	U804	81/	50000 LT800 -- diesel
S903	81		44800	LNT900 -- gas	U805	80	46000 LT800 -- diesel
S904	80		43000	LNT900 -- gas		81/	50000 LT800 -- diesel
	81		46000	LNT900 -- gas	U806	80	50000 LT800 -- diesel
S905	81		48000	LNT900 -- gas		81/	54000 LT800 -- diesel
S906	80		46000	LNT900 -- gas	U807	80	50000 LT800 -- diesel
	81		50000	LNT900 -- gas		81/	55000 LT800 -- diesel
S907	80		50000	LT900 -- gas	U808	80	54000 LT800 -- diesel
	81		52000	LNT900 -- gas		81/	56000 LT800 -- diesel
S908	81		54000	LNT900 -- gas	U809	80/	60000 LT800 -- diesel
S909	80		54000	LNT900 -- gas	U80A	81/	61000 LT800 -- diesel
S914	80		44800	LNT900 -- gas	U80B	81/	62000 LT800 -- diesel
S915	80		48000	LNT900 -- gas	U810	80	55000 LT800 -- diesel
S916	80		52000	LNT900 -- gas	U811	80	56000 LT800 -- diesel
T801	81/84		41000	LT800 -- gas	U812	80	62000 LT800 -- diesel
T802	81/84		43000	LT800 -- gas	U815	80	41000 LT800 -- diesel
T803	81/84		44800	LT800 -- gas	U816	80	44800 LT800 -- diesel
T804	80		43000	LT800 -- gas	U817	80	61000 LT800 -- diesel
	81/84		46000	LT800 -- gas	U900	80/	43000 LT900 -- diesel
T806	80		46000	LT800 -- gas	U901	81/	44800 LT900 -- diesel
T811	80		41000	LT800 -- gas	U902	81/	46000 LT900 -- diesel
T812	80		44800	LT800 -- gas	U903	80	46000 LT900 -- diesel
T900	80/81		39000	LT900 -- gas		81/	48000 LT900 -- diesel
T901	81		41000	LT900 -- gas	U904	80/	50000 LT900 -- diesel
T902	80		41000	LT900 -- gas	U905	80/	50000 LT900 -- diesel
	81		43000	LT900 -- gas	U906	80	54000 LT900 -- diesel
T903	81		44800	LT900 -- gas		81/	52000 LT900 -- diesel
T904	80		43000	LT900 -- gas	U907	81	59000 LT900 -- diesel
	81		46000	LT900 -- gas		82/	54000 LT900 -- diesel
T905	81		48000	LT900 -- gas	U908	80	60000 LT900 -- diesel
T906	80		46000	LT900 -- gas		81/	58000 LT900 -- diesel
	81		50000	LT900 -- gas	U909	81/	60000 LT900 -- diesel
T907	80/81		50000	LT900 -- gas	U90A	81/	61000 LT900 -- diesel
T908	80		50000	LT900 -- gas	U90B	81/	62000 LT900 -- diesel
	81		52000	LT900 -- gas	U90C	81/83	72000 LT900 -- diesel
T909	80/81		54000	LT900 -- gas	U90D	81/83	74000 LT900 -- diesel
T911	80		60000	LT900 -- gas	U90E	81/83	76000 LT900 -- diesel

**1980/
TRUCK SERIES 600/900**



SERIES CODE	YEAR	DESCRIPTION	G.V.W. RATING	◇ CATALOGED AS	SERIES CODE	YEAR	DESC
CERTIFICATION LABEL — Cont'd							
◇The designation "gas" or "diesel" will be shown only when necessary to clarify differences in application on similar items for which unique part numbers are required.							
For example: unique to gas-LN900 -- gas, unique to diesel-LN900 -- diesel, common to gas and diesel-LN900							
U911	80		52000	LT900 -- diesel	W805	80	46000 LNT800 -- diesel
U912	80		62000	LT900 -- diesel		81/	50000 NT800 -- diesel
U913	80		72000	LT900 -- diesel	W806	80	50000 LNT800 -- diesel
U914	80		44800	LT900 -- diesel		81/	54000 NT800 -- diesel
U915	80		61000	LT900 -- diesel	W807	80	50000 LNT800 -- diesel
U916	80		48000	LT900 -- diesel		81/	55000 NT800 -- diesel
U917	80		58000	LT900 -- diesel	W808	80	54000 LNT800 -- diesel
U918	80		74000	LT900 -- diesel		81/	56000 NT800 -- diesel
U919	80		76000	LT900 -- diesel	W809	81/	60000 NT800 -- diesel
V800	81/83		41000	LTS800 -- gas	W80A	81/	61000 NT800 -- diesel
V801	81/83		44000	LTS800 -- gas	W80B	81/	62000 NT800 -- diesel
V802	81/83		46000	LTS800 -- gas	W812	80	41000 LNT800 -- diesel
V804	80		46000	LTS800 -- gas	W814	80	44800 LNT800 -- diesel
V809	80		41000	LTS800 -- gas	W815	80	55000 LNT800 -- diesel
V810	80		44000	LTS800 -- gas	W816	80	60000 LNT800 -- diesel
V900	80/81		39000	LTS900 -- gas	W817	80	61000 LNT800 -- diesel
V901	81		41000	LTS900 -- gas	W900	81/	43000 NT900 -- diesel
V902	81		46000	LTS900 -- gas	W901	81/	44800 NT900 -- diesel
V903	81		48000	LTS900 -- gas	W902	81/	46000 NT900 -- diesel
V904	80		46000	LTS900 -- gas	W903	80	46000 NT900 -- diesel
	81		50000	LTS900 -- gas		81/	48000 NT900 -- diesel
V905	80/81		50000	LTS900 -- gas	W904	80/	50000 NT900 -- diesel
V906	80		50000	LTS900 -- gas	W905	81/	52000 NT900 -- diesel
	81		52000	LTS900 -- gas	W906	80/	54000 NT900 -- diesel
V907	80		52000	LTS900 -- gas	W907	80	43000 NT900 -- diesel
	81		54000	LTS900 -- gas		81/	58000 NT900 -- diesel
V908	80		54000	LTS900 -- gas	W908	81/	60000 NT900 -- diesel
	81		56000	LTS900 -- gas	W909	81/	62000 NT900 -- diesel
V909	80		56000	LTS900 -- gas	W90A	81/83	72000 NT900 -- diesel
	81		58000	LTS900 -- gas	W90B	81/83	74000 NT900 -- diesel
V90A	81		60000	LTS900 -- gas	W90C	81/83	76000 NT900 -- diesel
V90B	81		61000	LTS900 -- gas	W910	80	58000 LNT900 -- diesel
V90C	81		62000	LTS900 -- gas	W911	80	44800 LNT900 -- diesel
V90D	81		64000	LTS900 -- gas	W912	80	48000 LNT900 -- diesel
V911	80		58000	LTS900 -- gas	W913	80	52000 LNT900 -- diesel
V912	80		60000	LTS900 -- gas	W914	80	60000 LNT900 -- diesel
V913	80		62000	LTS900 -- gas	W915	80	62000 LNT900 -- diesel
V914	80		64000	LTS900 -- gas	W916	80	72000 LNT900 -- diesel
V915	80		61000	LTS900 -- gas	W917	80	74000 LNT900 -- diesel
V918	80		41000	LTS900 -- gas	W918	80	76000 LNT900 -- diesel
V920	80		48000	LTS900 -- gas	X912	80/	44860 CLT900 -- diesel
W800	80/		39000	LNT800 -- diesel	X913	80/	46000 CLT900 -- diesel
W801	81/		41000	NT800 -- diesel	X914	80/	50000 CLT900 -- diesel
W802	81/		44800	NT800 -- diesel	X915	80/	50000 CLT900 -- diesel
W803	80		56000	LNT800 -- diesel	X916	80/	51100 CLT900 -- diesel
	81/		46000	NT800 -- diesel	X917	80/	51100 CLT900 -- diesel
W804	80		62000	LNT800 -- diesel	X952	80/83	44860 CLT900 -- diesel
	81/		50000	NT800 -- diesel	X953	80/83	46000 CLT900 -- diesel

1980/
TRUCK SERIES 600/900



SERIES CODE	YEAR	DESCRIPTION	G.V.W. RATING	◇ CATALOGED AS	SERIES CODE	YEAR	DESCR
CERTIFICATION LABEL — Cont'd							
◇The designation "gas" or "diesel" will be shown only when necessary to clarify differences in application on similar items for which unique part numbers are required.							
For example: unique to gas—LN900 -- gas, unique to diesel—LN900 -- diesel, common to gas and diesel—LN900							
X954	80/83		50000	CLT900 -- diesel	Y819	80	62000 LTS800 -- diesel
X955	80/83		50000	CLT900 -- diesel	Y900	80/	44800 LTS900 -- diesel
X956	80/83		51100	CLT900 -- diesel	Y901	81/	48000 LTS900 -- diesel
X957	80/83		51100	CLT900 -- diesel	Y902	81/	50000 LTS900 -- diesel
X962	80/		44860	CLT900 -- diesel	Y903	80/	50000 LTS900 -- diesel
X963	80/		46000	CLT900 -- diesel	Y904	80	50000 LTS900 -- diesel
X964	80/		50000	CLT900 -- diesel		81/	52000 LTS900 -- diesel
X965	80/		50000	CLT900 -- diesel	Y905	80	52000 LTS900 -- diesel
X966	80/		51100	CLT900 -- diesel		81/	54000 LTS900 -- diesel
X967	80/		51100	CLT900 -- diesel	Y906	80	54000 LTS900 -- diesel
X972	80/83		44860	CLT900 -- diesel		81/	56000 LTS900 -- diesel
X973	80/83		46000	CLT900 -- diesel	Y907	80	56000 LTS900 -- diesel
X974	80/83		50000	CLT900 -- diesel		81/	58000 LTS900 -- diesel
X975	80/83		50000	CLT900 -- diesel	Y908	80	61000 LTS900 -- diesel
X976	80/83		51100	CLT900 -- diesel		81/	60000 LTS900 -- diesel
X977	80/83		51100	CLT900 -- diesel	Y909	80	58000 LTS900 -- diesel
X982	80/		44860	CLT900 -- diesel		81/	61000 LTS900 -- diesel
X983	80/		46000	CLT900 -- diesel	Y90A	81/	62000 LTS900 -- diesel
X984	80/		50000	CLT900 -- diesel	Y90B	81/83	72000 LTS900 -- diesel
X985	80/		50000	CLT900 -- diesel	Y90C	81/83	74000 LTS900 -- diesel
X986	80/		51100	CLT900 -- diesel	Y90D	81/83	76000 LTS900 -- diesel
X987	80/		51100	CLT900 -- diesel	Y90E	81/83	77100 LTS900 -- diesel
Y800	80/		39000	LTS800 -- diesel	Y90F	81/83	78000 LTS900 -- diesel
Y801	81/		41000	LTS800 -- diesel	Y90G	81/83	79100 LTS900 -- diesel
Y802	81/		46000	LTS800 -- diesel	Y90H	81/83	81100 LTS900 -- diesel
Y803	81/		50000	LTS800 -- diesel	Y90J	83/	64000 LTS900 -- diesel
Y804	80		46000	LTS800 -- diesel	Y910	80	60000 LTS900 -- diesel
	81/		50000	LTS800 -- diesel	Y911	80	62000 LTS900 -- diesel
Y805	80		50000	LTS800 -- diesel	Y913	80	72000 LTS900 -- diesel
	81/		52000	LTS800 -- diesel	Y914	80	74000 LTS900 -- diesel
Y806	80		50000	LTS800 -- diesel	Y915	80	76000 LTS900 -- diesel
	81/		54000	LTS800 -- diesel	Y916	80	78000 LTS900 -- diesel
Y807	80		52000	LTS800 -- diesel	Y917	80	77100 LTS900 -- diesel
	81/		55000	LTS800 -- diesel	Y919	80	48000 LTS900 -- diesel
Y808	80		54000	LTS800 -- diesel	Y920	80	79100 LTS900 -- diesel
	81/		56000	LTS800 -- diesel	Y921	80	81100 LTS900 -- diesel
Y809	81/		60000	LTS800 -- diesel	Z910	80/	29900 CL900 -- diesel
Y80A	81/		61000	LTS800 -- diesel	Z911	80/	35000 CL900 -- diesel
Y80B	81/		62000	LTS800 -- diesel	Z950	80/83	29900 CL900 -- diesel
Y80C	81/		64000	LTS800 -- diesel	Z951	80/83	35000 CL900 -- diesel
Y812	80		60000	LTS800 -- diesel	Z960	80/	29900 CL900 -- diesel
Y814	80		64000	LTS800 -- diesel	Z961	80/	35000 CL900 -- diesel
Y815	80		55000	LTS800 -- diesel	Z970	80/83	29900 CL900 -- diesel
Y816	80		56000	LTS800 -- diesel	Z971	80/83	35000 CL900 -- diesel
Y817	80		61000	LTS800 -- diesel	Z980	80/	29900 CL900 -- diesel
Y818	80		41000	LTS800 -- diesel	Z981	80/	35000 CL900 -- diesel

1980/
TRUCK SERIES 600/900



TRIM CODES

THE FIRST TWO DIGITS OF THE BODY CODE IDENTIFY THE COLOR AND TYPE OF MATERIALS USED IN THE INTERIOR UPHOLSTERY.

REFER TO THE APPROPRIATE SOFT TRIM SECTION FOR A LISTING OF THESE CODES AND THE COLOR AND TYPE OF MATERIALS USED IN THE INTERIOR UPHOLSTERY.

GVWR:
VEHICLE IDENTIFICATION NUMBER T80AVGA

EXTRADRAWN WEIGHTS 2K

WGT 150	TRUCK T811	DRIVE BBB	TRANS CCA
------------	---------------	--------------	--------------

CERTIFICATION LABEL SHOWN

BODY TYPE CODES

THE LAST DIGIT OF THE BODY TYPE CODE IDENTIFIES THE TYPE OF BACK-OF-CAB EQUIPMENT

USE THE BODY TYPE CODE IN CONJUNCTION WITH MODEL CODES SHOWN TO DETERMINE THE EXACT BODY TYPE OF THE UNIT.

THESE CODES AND THE CORRESPONDING BODY TYPE INFORMATION ARE LISTED ON THE PAGES WHICH FOLLOW.

GVWR
VEHICLE IDENTIFICATION NUMBER T80AVGA

EXTRADRAWN WEIGHTS 2K

WGT 150	TRUCK T811	DRIVE BBB	TRANS CCA
------------	---------------	--------------	--------------

CERTIFICATION LABEL SHOWN

1980/
TRUCK SERIES 600/900



CERTIFICATION LABEL — Cont'd
BODY TYPE CODES — Cont'd

THREE DIGIT CODE:

FIRST DIGIT indicates Standard or Custom Cab and color of interior trim.
(Refer to appropriate Soft Trim Section, Page 1 etc. for listing of Trim Codes).
SECOND DIGIT indicates type of seat.
THIRD DIGIT indicates type of cab and/or equipment.

FIRST DIGIT	SECOND DIGIT	THIRD DIGIT	DESCRIPTION	CATALOGED AS
B Series				
Blank	Blank	7	Cowl	Series
CL-CLT Series				
A thru C		A	Sleeper cab—Special Decor Group Exterior and foam mattress	Series plus 92
		B	Standard cab—w/Kysor engine shut down system	Series plus 91
	FOR	C	Sleeper cab—Special Decor Group Exterior and spring mattress	Series plus 92
		D	Sleeper cab—foam mattress and Kysor engine shut down system	Series plus 92
	FORD	E	Sleeper cab—spring mattress and Kysor engine shut down system	Series plus 92
		H	Standard cab—Special Decor Group Exterior	
	INTERNAL	K	Standard cab—w/Kysor engine shut down system and Tractor package delete	Series plus 91
		Q	Standard cab—Tractor package delete	
	CONTROL	S	Standard cab—Special Decor Group Exterior, Kysor engine shut down system and Tractor package delete	Series plus 91
ONLY		Y	Standard cab—Special Decor Group Exterior and Tractor package delete	
		1	Sleeper cab w/foam mattress	Series plus 92
		3	Sleeper cab w/spring mattress	Series plus 92
C-CT Series				
A thru E		8	Standard cab	Series plus 91
		9	Sleeper cab	Series plus 91
F Series				
F700/800				
A thru D		8	Standard cab	Series plus 81
F600				
A thru D		8	Regular cab	Series plus 81
L-LN-LNT-LT-LTS Series				
A thru D		8	Standard cab	Series plus 81

BODY TYPE DESCRIPTIONS
(Arranged in Alphabetical Sequence)

Most body parts and some chassis parts are listed according to Body Type such as 81, 91 etc. Body type and trim code information is shown in a 2 digit code for all Trucks except Cowl models which have a single digit code. The body type suffix such as (81)A, (81)B, etc. is not shown on the Certification Label. To determine the specific body type through certification label information refer to the codes listed above.

DESCRIPTION	BODY TYPE CODE SHOWN IN CATALOG
Conventional Closed Cab—Custom	81B (F-L-LN-LNT-LT-LTL-LTS600/900)
Conventional Closed Cab—Standard	81A (F-L-LN-LNT-LT-LTL-LTS600/900)
Open Drive Away — less Windshield Frame	84 (B-F600/700)
Tilt Cab—Custom	91B (C-CT600/900)
Tilt Cab—Standard	91A (C-CT600/900)
Highway Tractor Tilt Cab (includes sleeping compartment)	92 (CL-CLT900)
Highway Tractor Tilt Cab (less sleeping compartment)	91 (CL-CLT900)

1980/
TRUCK SERIES 600/900

VISA MASTERCARD DISCOVER AMERICAN EXPRESS PAYPAL
GENERAL INFORMATION 21

Click Here To Order


BUY IT NOW!

100% GUARANTEED SATISFACTION


81 (F-SERIES)




84 (B-F SERIES)




81 (L SERIES)




81(LN SERIES)




81 (LNT, LT, LTS SERIES)




81 (LTL SERIES)



91 (C-CT SERIES)



92 (CLT SERIES)




P-16114

1980/
TRUCK SERIES 600/900




Click Here To Order
BUY IT NOW!
100% SATISFACTION GUARANTEED


92 (CL SERIES)




91 (CLT SERIES)



91 (CL SERIES)



92 (CLT SERIES)



CF SERIES



1980/
TRUCK SERIES 600/900



CERTIFICATION LABEL— Cont'd

AUXILIARY TRANSMISSION CODES

THE FIRST DIGIT OF THE TRANSMISSION CODE IDENTIFIES THE TYPE OF AUXILIARY TRANSMISSION.

THE FOLLOWING CHART LISTS CODES, THE NUMBER OF FORWARD SPEEDS AND THE MANUFACTURERS NAME AND MODEL NUMBER.

FOR FURTHER TRANSMISSION IDENTIFICATION REFER TO SECTION 70 IN THIS CATALOG.

IDENTIFICATION NUMBER

T80AVGA500

2K	T811	BBB	CCA	CGM
----	------	-----	-----	-----

CERTIFICATION LABEL SHOWN

CODE	YEAR	SPEED	MANUFACTURER		CODE	YEAR	SPEED	MANUFACTURER	
			NAME	MODEL				NAME	MODEL
CERTIFICATION LABEL — Cont'd									
B	80/		(French label)	P.T.O.	0	80/	4	Dana (Spicer) Calif. emission	R-8341-L and P.T.O.
C	80	3	Dana (Spicer) (French label)	7231-D P.T.O.					
D	80	3	Dana (Spicer) (French label)	7231-D P.T.O.	P	80/	4	Dana (Spicer) Calif. emission	R-8341-L
E	80/	4	Dana (Spicer) (French label)	7041 P.T.O.	Q	80/	4	Dana (Spicer) Calif. emission	7041
F	80/	4	Dana (Spicer) (French label)	R-8341-L and P.T.O.	2	80/			P.T.O.
G	80/	4	Dana (Spicer) (French label)	R-8341-L	3	80	3	Dana (Spicer)	7231-D P.T.O.
H	80/	4	Dana (Spicer) (French label)	7041	4	80	3	Dana (Spicer)	7231-D
K	80/		Calif. emission	P.T.O.	5	80/	4	Dana (Spicer)	7041 P.T.O.
L	80	3	Dana (Spicer) Calif. emission	7231-D P.T.O.	6	80/	4	Dana (Spicer)	R-8341-L and P.T.O.
M	80	3	Dana (Spicer) Calif. emission	7231-D	7	80/	4	Dana (Spicer)	R-8341-L
N	80/	4	Dana (Spicer) Calif. emission	7041 P.T.O.	8	80/	4	Dana (Spicer)	7041

MAIN TRANSMISSION CODES

THE SECOND AND THIRD DIGIT OF THE TRANSMISSION CODE IDENTIFIES THE TYPE OF MAIN TRANSMISSION.

THE FOLLOWING CHART LISTS THESE CODES, THE NUMBER OF FORWARD SPEEDS AND THE MANUFACTURERS NAME AND MODEL NUMBER.

FOR FURTHER TRANSMISSION IDENTIFICATION REFER TO SECTIONS 70, A70 or T70 IN THIS CATALOG.

IDENTIFICATION NUMBER

T80AVGA5000

2K	T811	BBB	CCA	CGM
----	------	-----	-----	-----

CERTIFICATION LABEL SHOWN

CODE	YEAR	SPEED	DESCRIPTION	MANUFACTURER		CODE	YEAR	SPEED	DESCRIPTION	MANUFACTURER	
				NAME	MODEL					NAME	MODEL
MAIN TRANSMISSION CODES — Cont'd											
CERTIFICATION LABEL — Cont'd											
A	80/82	4	Direct	New Process	NP-435	CD	80/88	5	Direct	Clark	285
D	80/82	5	Direct	Spicer	5052-A	CE	80/88	5	Direct	Clark	285VHD
E	80/82	5	Direct	Spicer	5252-A	CF	80/83	5	Direct	Clark	390
L	80/82	6	Transmatic	Allison	AT-540	CG	80/83	5	Direct	Clark	397
M	80/82	5	Direct	Clark	285V	CH	86/88	5		Clark	CL558
O	80/82	5	Direct	New Process	NP-542-FL	CJ	84/88	5		Clark	CL551
P	80/82	4	Synchronized	Warner	T19	CK	84/88	5		Clark	CL557
W	80/82	5		Clark	282VHD	CL	86/88	5		Clark	CL450
X	80/82	5		Clark	285VHD	CM	86/88	5		Clark	CL455
AA	80		Automatic	Allison	AT-540	CR	87/	5		Eaton/Clark	FS-6105-A
	81/		Automatic	Allison	AT-545	CS	87/	5		Eaton/Clark	FS-6105-B
AB	80/		Automatic	Allison	MT-643	CT	87/	6		Eaton/Clark	FS-5106
AC	80/		Automatic	Allison	MT-653	CU	87/	6		Eaton/Clark	FS-5106
AD	88/		Automatic	Allison	MT-654	CW	88/	5		Eaton/Clark	FS-4005-A
CA	80/82	5	Direct	Clark	280	CX	88/	5		Eaton/Clark	FS-4005-B
	87/	5	Direct	Eaton/Clark	FS 3005-A	CY	88/	5		Eaton/Clark	FS-5005-A
CB	80/	5	Direct	Clark	282	CV	88/	5		Eaton/Clark	FS-5005-B
CC	80/88	5	Direct	Clark	282VHD	EA	83/	8		Fuller	RT11608

1980/
TRUCK SERIES 600/900



CODE	YEAR	SPEED	DESCRIPTION	MANUFACTURER		CODE	YEAR	SPEED	DESCR		
				NAME	MODEL						
MAIN TRANSMISSION CODES — Cont'd											
CERTIFICATION LABEL — Cont'd											
EB	83/	10		Fuller	RT11610	FN	80/82	13	Overdrive	Fuller	RT0-12513
EC	83/	13		Fuller	RT011613		88/	9		Fuller	RTX-11609
ED	83/88	15		Fuller	RT11615	FP	80/82	9	Synchronized	Fuller	RT-12509
EE	83/88	8		Fuller	RT14608	FP	89	10		Fuller	RT-7608LL
EF	83/88	10		Fuller	RT014608LL	FQ	80/82	9	Direct	Fuller	RT-11509
EG	83/	9		Fuller	RT14609A	FQ	89	9		Fuller	RT-8608L
EH	83/	10		Fuller	RT14610	FR	81/82	9		Fuller	RT0-9509-B
EJ	83/	13		Fuller	RT014613	FR	89	6		Fuller	FS-7206
EK	83/88	15		Fuller	RT14615	FS	81/	10		Fuller	RT-6610
EL	83/88	9		Fuller	RT014609B	FT	81/	13		Fuller	RT-6613
EM	88	15		Fuller	RT0-14615	FU	81/	5		Fuller	T-11605-A
EN	88/	10		Fuller	RT0-14708LL	FV	81/82	15		Fuller	RT0-12515
EP	88/	15		Fuller	RT-14715	FW	81/82	8		Fuller	RT-9508
ER	88/	15		Fuller	RT0-14715	FX	81/82	9		Fuller	RT0-1157DLL
ES	88/	9		Fuller	RTX-14609		82	12		Fuller	RT-1312
FA	80	10	Direct	Fuller	RT-610	FY	81/82	8		Fuller	RT0-111TDL
	82/88	10		Fuller	RT0-11608-LL	NA	80/	4	Direct	New Process	NP-435
FB	80	13	Direct	Fuller	RT-613	NB	80/	5	Direct	New Process	NP-542-FD
	82/	8		Fuller	RT0-11607-L	NC	80/	5	Direct	New Process	NP-542-FL
FC	80/81	5	Direct	Fuller	T905-A	RR	80/82		Delete Trans.	Gilder	
	84/88	7		Fuller	T11607A	SA	80/	7	Direct	Spicer	SST1207-3A
FD	80	5	Direct	Fuller	T905-B	SB	80/82		Direct	Spicer	CM-5052-A
	82/88	9		Fuller	RT0-11607-LL	SC	80/82	5	Direct	Spicer	CM-5252-A
FE	80	6	Direct	Fuller	RT-906	SD	80/	5	Direct	Spicer	CM-6052-A
	82/	9		Fuller	RT-11609-A	SE	80/	5	Direct	Spicer	CM-6052-B
FF	80/83	10	Synchronized	Fuller	RT-910	SF	80/	5	Direct	Spicer	CM-6052-C
FG	80	10	Overdrive	Fuller	RT0-910	SG	80	16	Direct	Spicer	RP-85163-A
	82/88	9		Fuller	RT0-11609-B	SH	80/82	6	Synchronized	Spicer	SST-1062-C
FH	80/82	10	Direct	Fuller	RT0-958-LL	SJ	81	7		Spicer	SST1007-2A
	87/	7		Fuller	T-8607-A		82	7		Spicer	1107-2A
	80/82	10	Direct	Fuller	RT-1110		83/	7		Spicer	SST1372A
FJ	80/82	9	Synchronized	Fuller	RT-9509-A	SK	83/	5		Spicer	CM5552A
	87/	9		Fuller	RT-8609	SL	83/	5		Spicer	CM5852A
FK	80	13	Direct	Fuller	RT 9513	SM	83/	10		Spicer	CM5510
	88/	9		Fuller	RT0-11707LL	SN	84/	5		Spicer	CM4054A
FL	80/82	13	Overdrive	Fuller	RT-09513	SP	84/	5		Spicer	CM4054D
	88/	10		Fuller	RT0-11708LL	WA	80	4	Direct	Warner	T19
FM	80/82	10	Synchronized	Fuller	RT-12510	2	80/81	5	Direct	Clark	282V
	88/	15		Fuller	RT-11715	9	80/81	5	Direct	New Process	NP-542-FD

REAR AXLE RATIO CODES

IDENTIFICATION NUMBER T80AVGA5000

THE FIRST TWO DIGITS OF THE AXLE CODE IDENTIFY THE RATIO AND CAPACITY OF THE REAR AXLE.



CERTIFICATION LABEL SHOWN

CODE	YEAR	RATIO	CAPACITY	MANUFACTURER		DESCRIPTION
				NAME	MODEL	
REAR AXLE RATIO CODES — Cont'd						
CERTIFICATION LABEL — Cont'd						
AF	80/81	3.90	34M	Eaton	34DSC	1 Speed
AG	80/88	4.11	23M	Eaton	23121	1 Speed
AJ	80/82	4.56	38M	Eaton	38-DSC	1 Speed
AM	80/82	8.38	34M	Eaton	34-DPE	1 Speed
AP	80	4.33/5.90	23M	Eaton	23221	2 Speed
AQ	82	7.20	38M	Rockwell (Timken)	SQHD	1 Speed
AR	80/82	5.05	38M	Eaton	38-DPC	1 Speed

1980/
TRUCK SERIES 600/900



CODE	YEAR	RATIO	CAPACITY	MANUFACTURER		
				NAME	MODEL	
REAR AXLE RATIO CODES — Cont'd						
CERTIFICATION LABEL — Cont'd						
AS	88	3.70	19M	Eaton	17101	1 Speed
AU	87	3.70/5.05	34M	Eaton	DT341	2 Speed
BA	86/	5.29	40M	Rockwell	SQ100	1 Speed-Steel
BB	86/	5.86	40M	Rockwell	SQ100	1 Speed-Steel
BC	80/82	3.70	34M	Rockwell (Timken)	SLHD	1 Speed
	86/	6.14	40M	Rockwell	SQ100	1 Speed-Steel
BD	86/	6.83	40M	Rockwell	SQ100	1 Speed-Steel
BE	86/	7.17	40M	Rockwell	SQ100	1 Speed-Steel
BF	80/82	4.33	34M	Eaton	34-DSC	1 Speed
BG	80/88	4.33	23M	Eaton	23121	1 Speed
BJ	80/82	4.88	38M	Eaton	38-DSC	1 Speed
BK	80	6.57	22M	Eaton	18121	
BS	88/	4.11	19M	Eaton	17101	1 Speed
BU	87	4.11/5.61	34M	Eaton	DT341	2 speed
B1	80/82	4.11	34M	Rockwell (Timken)	SLHD	1 Speed
B2	80/82	4.44	34M	Rockwell (Timken)	SLHD	1 Speed
	86/	3.55	40M	Rockwell	SQ100	1 Speed-Steel
B3	80/82	3.90	34M	Rockwell (Timken)	SLHD	1 Speed
	86/	3.73	40M	Rockwell	SQ100	1 Speed-Steel
B4	86/	3.90	40M	Rockwell	SQ100	1 Speed-Steel
B5	86/	4.10	40M	Rockwell	SQ100	1 Speed-Steel
B6	80/82	5.83	34M	Rockwell (Timken)	SLHD	1 Speed
	86/	4.33	40M	Rockwell	SQ100	1 Speed-Steel
B7	80/82	6.17	34M	Rockwell (Timken)	SLHD	1 Speed
B8	80/82	6.83	34M	Rockwell (Timken)	SLHD	1 Speed
	86/	4.63	40M	Rockwell	SQ100	1 Speed-Steel
B9	80/82	7.80	34M	Rockwell (Timken)	SLHD	1 Speed
	86/	4.88	40M	Rockwell	SQ100	1 Speed-Steel
CF	80/82	4.56	34M	Eaton	34-DSC	1 Speed
CG	80/86	4.88	23M	Eaton	23121	1 Speed
CH	83	4.88/6.65	18.5M	Eaton	17221	2 Speed
CJ	80/82	5.57	38M	Eaton	38-DSC	1 Speed
CK	80	6.17	22M	Eaton	18121	
CP	80/88	5.43/7.39	23M	Eaton	23221	2 Speed
CX	81	3.70/5.05	40M	Eaton	DT400P	2 Speed
C4	87/	3.42	23M	Rockwell	RS-23-180	1 Speed-alum. C.L.N,FB600/800
C5	87/	3.58	23M	Rockwell	RS-23-180	1 Speed-alum. C.L.N,FB600/800
C6	87/	3.73	23M	Rockwell	RS-23-180	1 Speed-alum. C.L.N,FB600/800
C6	81/82	3.70	38M	Rockwell (Timken)	SQHD	1 Speed Aluminum
C7	87/	3.91	23M	Rockwell	RS-23-180	1 Speed-alum. C.L.N,FB600/800
C8	87/	4.10	23M	Rockwell	RS-23-180	1 Speed-alum. C.L.N,FB600/800
DA	80/82	6.17	38M	Rockwell (Timken)	SQHD	W/Hendrickson Suspension
DB	80	5.57/7.60	22M	Eaton	18221	2 Speed
DG	80/86	5.43	23M	Eaton	23121	1 Speed
DH	83	5.29/7.21	18.5M	Eaton	17221	2 Speed
DJ	80/82	6.14	38M	Eaton	38-DSE	1 Speed
DK	80	6.50	22M	Eaton	18121	
DP	80/88	6.17/8.40	23M	Eaton	23221	2 Speed
DS	88	4.56	19M	Eaton	17101	1 Speed
DU	87	4.56/6.21	34M	Eaton	DT341	2 Speed
DX	81	4.11/5.61	40M	Eaton	DT400P	2 Speed
	83/86	4.11/5.61	40M	Eaton	DT401P	2 Speed
D1	80/82	4.11	38M	Rockwell (Timken)	SQHD	W/Hendrickson Suspension
D2	80/82	4.44	38M	Rockwell (Timken)	SQHD	W/Hendrickson Suspension
D3	80/82	4.63	38M	Rockwell (Timken)	SQHD	W/Hendrickson Suspension
	86/	3.73	40M	Rockwell	SQ100	1 Speed-Aluminum
D4	80/82	5.29	38M	Rockwell (Timken)	SQHD	W/Hendrickson Suspension
D5	80/82	5.83	38M	Rockwell (Timken)	SQHD	W/Hendrickson Suspension
	86/	4.10	40M	Rockwell	SQ100	1 Speed-Aluminum

October, 1993

COPYRIGHT © 1993 - FORD MOTOR - DEARBORN, MICHIGAN
COMPANY

Final Issue

1980/
TRUCK SERIES 600/900



CODE	YEAR	RATIO	CAPACITY	MANUFACTURER		
				NAME	MODEL	
REAR AXLE RATIO CODES — Cont'd						
CERTIFICATION LABEL — Cont'd						
D6	80/82	6.83	38M	Rockwell (Timken)	SQHD	W/Hendrickson Suspension
D7	80/82	3.90	38M	Rockwell (Timken)	SQHD	W/Hendrickson Suspension
D8	80/82	4.88	38M	Rockwell (Timken)	SQHD	W/Hendrickson Suspension
D9	80/82	3.70	38M	Rockwell (Timken)	SQHD	W/Hendrickson Suspension
EB	80	6.17/8.41	22M	Eaton	18221	2 Speed
EG	80/86	6.17	23M	Eaton	23121	1 Speed
EH	80/83	5.57/7.60	18.5M	Eaton	17221	2 Speed
	84/	5.57/7.60	19M	Eaton	17221	2 Speed
EJ	80/82	6.50	38M	Eaton	38-DSE	1 Speed
EK	80	7.17	22M	Eaton	18121	
EP	80/88	6.67/9.08	23M	Eaton	23221	2 Speed
EQ	80/83	5.57	18.5M	Eaton	17121	1 Speed
	84/88	5.57	19M	Eaton	17121	1 Speed
ES	84/88	4.88	19M	Eaton	17101	1 Speed
EU	83/88	4.88/6.65	34M	Eaton	DT341	2 Speed
EX	81	4.33/5.91	40M	Eaton	DT400P	2 Speed
	83/86	4.33/5.91	40M	Eaton	DT401P	2 Speed
E0	82/86	6.14/8.54	17.5M	Eaton	16244	2 Speed
E1	80/86	5.57/7.75	17.5M	Eaton	16244	2 Speed
E2	80/81	6.17/8.58	17.5M	Eaton	16244	2 Speed
E3	80/82	6.50/9.04	17.5M	Eaton	16244	2 Speed
E4	80/81	7.17/9.97	17.5M	Eaton	16244	2 Speed
E5	80/86	7.17/9.97	17.5M	Eaton	16244	2 Speed
E9	83/86	4.88/6.78	17.5M	Eaton	16244	2 Speed
FB	80	6.50/8.86	22M	Eaton	18221	2 Speed
FC	88/88	5.86	13M	Rockwell	RS-13-120	1 Speed
FF	80/82	5.57	34M	Eaton	34-DSC	1 Speed
FG	80/86	6.67	23M	Eaton	23121	1 Speed
FH	80/83	6.14/8.38	18.5M	Eaton	17221	2 Speed
	84/88	6.14/8.38	19M	Eaton	17221	2 Speed
FJ	80/82	4.11	38M	Eaton	38-DSC	1 Speed
FK	80/88	5.57	22M	Eaton	22121	1 Speed
FM	83/86	5.86/8.15	15M	Eaton	15201	2 Speed
FN	80/82	7.60	34M	Eaton	34-DPC	1 Speed
FP	83/86	6.29/8.74	15M	Eaton	15201	2 Speed
FQ	80/83	6.14	18.5M	Eaton	17121	1 Speed
	84/88	6.14	19M	Eaton	17121	1 Speed
FR	80/81	7.60	38M	Eaton	38-DPC	1 Speed
FS	84/88	5.29	19M	Eaton	17101	1 Speed
FU	83/88	5.29/7.21	34M	Eaton	DT 341	2 Speed
FW	80/82	6.14/8.38	34M	Eaton	34-DTE	2 Speed
FX	83/86	4.56/6.21	40M	Eaton	DT401P	2 Speed
F1	80/86	5.57/7.75	15M	Eaton	15201	2 Speed
F2	80/82	5.83/8.12	15M	Eaton	15201	2 Speed
F3	80/82	6.33/8.81	15M	Eaton	15201	2 Speed
F4	87/	4.30	13M	Rockwell	RS-13-120	1 Speed C,L,N,FB600/800
F5	87/	4.88	13M	Rockwell	RS-13-120	1 Speed C,L,N,FB600/800
F6	81/82	4.11	38M	Rockwell (Timken)	SQHD	1 Speed Aluminum
F6	87/	6.14	13M	Rockwell	RS-13-120	1 Speed C,L,N,FB600/800
F7	87/	7.17	13M	Rockwell	RS-13-120	1 Speed C,L,N,FB600/800
GB	80	7.17/9.77	22M	Eaton	18221	2 Speed
GC	88/	5.86/8.17	15M	Rockwell	RS-15-210	2 Speed
GF	80/82	6.14	34M	Eaton	34-DSE	1 Speed
GG	80/88	3.70	23M	Eaton	23121	1 Speed
GH	80/82	6.50/8.86	18.5M	Eaton	17221	2 Speed
GJ	80/82	4.33	38M	Eaton	38-DSC	1 Speed
GK	80/88	6.17	22M	Eaton	22121	1 Speed
GP	80/88	4.11/5.60	23M	Eaton	23221	2 Speed
GQ	80/82	6.50	18.5M	Eaton	17121	1 Speed
GU	83/88	5.57/7.60	34M	Eaton	DT 341	2 Speed

1980/
TRUCK SERIES 600/900



CODE	YEAR	RATIO	CAPACITY	MANUFACTURER		
				NAME	MODEL	
REAR AXLE RATIO CODES — Cont'd						
CERTIFICATION LABEL — Cont'd						
GW	80/82	6.50/8.87	34M	Eaton	34-DTE	2 Speed
G4	87/	4.56/6.36	15M	Rockwell	RS-15-210	2 Speed C,L,N,FB600/800
G5	87/	4.88/6.80	15M	Rockwell	RS-15-210	2 Speed C,L,N,FB600/800
G6	87/	5.38/7.50	15M	Rockwell	RS-15-210	2 Speed C,L,N,FB600/800
G7	87/	6.14/8.57	15M	Rockwell	RS-15-210	2 Speed C,L,N,FB600/800
G9	87/	6.83/9.53	15M	Rockwell	RS-15-210	2 Speed C,L,N,FB600/800
HB	80/	5.57/7.60	22M	Eaton	22221	2 Speed
HC	83	6.14/8.38	34M	Eaton	DT341	2 Speed
HF	80/82	6.50	34M	Eaton	34-DSE	1 Speed
HG	80/86	4.56	23M	Eaton	23121	1 Speed
HH	80/82	7.17/9.77	18.5M	Eaton	17221	2 Speed
	84	7.17/9.77	19M	Eaton	17221	2 Speed
HJ	80/82	5.29	38M	Eaton	38-DSC	1 Speed
HK	80/88	6.50	22M	Eaton	22121	1 Speed
HQ	80/82	7.17	18.5M	Eaton	17121	1 Speed
	84	7.17	19M	Eaton	17121	1 Speed
HU	87	6.14/8.38	34M	Eaton	DT341	2 Speed
HW	80/82	7.17/9.77	34M	Eaton	34-DTE	2 Speed
H1	84	3.70/5.05	22M	Dana (Spicer)	M220T	2 Speed
H2	84	3.90/5.32	22M	Dana (Spicer)	M220T	2 Speed
H3	84	4.11/5.60	22M	Dana (Spicer)	M220T	2 Speed
JB	80/88	6.17/8.41	22M	Eaton	22221	2 Speed
JF	80/82	4.11	34M	Eaton	34-DSC	1 Speed
JG	80/88	3.90	23M	Eaton	23121	1 Speed
JH	83	6.57/8.94	18.5M	Eaton	17221	2 Speed
	84/88	6.57/8.94	19M	Eaton	17221	2 Speed
JJ	80/81	3.90	38M	Eaton	38DSC	1 Speed
JK	82/86	7.17	22M	Eaton	22121	1 Speed
JQ	83	6.57	18.5M	Eaton	17121	1 Speed
	84/88	6.57	19M	Eaton	17121	1 Speed
JU	83/88	6.50/8.87	34M	Eaton	DT341	2 Speed
KB	80/88	6.50/8.86	22M	Eaton	22221	2 Speed
KF	80/82	7.60	34M	Eaton	34-DSE	1 Speed
KH	83	7.14/9.71	18.5M	Eaton	17221	2 Speed
KK	83/88	5.29	22M	Eaton	22121	1 Speed
KQ	83	7.14	18.5M	Eaton	17121	1 Speed
KU	83/86	7.17/9.77	34M	Eaton	DT341	2 Speed
LB	80/86	7.17/9.77	22M	Eaton	22221	2 Speed
LF	80/82	3.70	34M	Eaton	34-DSC	1 Speed
LG	83	5.29	23M	Eaton	23121	1 Speed
LJ	80/82	3.70	38M	Eaton	38-DSC	1 Speed
LQ	83	4.88	18.5M	Eaton	17121	1 Speed
MB	83/88	4.88/6.65	22M	Eaton	22221	2 Speed
MF	80/82	7.17	34M	Eaton	34-DSE	1 Speed
MG	83	5.86	23M	Eaton	23121	1 Speed
MQ	83	5.29	18.5M	Eaton	17121	1 Speed
NB	83/88	5.29/7.21	22M	Eaton	22221	2 Speed
NC	83	5.83	34M	Eaton	DS341	1 Speed
NX	83	3.90	44M	Eaton	DS440P	1 Speed
	84	3.90	46M	Eaton	DS460P	1 Speed
N1	80/86	5.57/7.75	17.5M	Dana (Spicer)	G175T	2 Speed
N2	80/86	6.17/8.58	17.5M	Dana (Spicer)	G175T	2 Speed
N3	80/86	6.50/9.04	17.5M	Dana (Spicer)	G175T	2 Speed
N4	80/86	7.17/9.97	17.5M	Dana (Spicer)	G175T	2 Speed
N9	83/86	4.89/6.79	17.5M	Dana (Spicer)	G175T	2 Speed
OX	84	4.33	46M	Eaton	DS460P	
PB	88	3.90/5.31	22M	Eaton	22221	2 Speed

1980/
TRUCK SERIES 600/900



CODE	YEAR	RATIO	CAPACITY	MANUFACTURER		
				NAME	MODEL	
REAR AXLE RATIO CODES — Cont'd						
CERTIFICATION LABEL — Cont'd						
PC	89	4.10	46M	Rockwell	RT-40-1608	1 Speed
PE	89	4.30	46M	Rockwell	RT-40-1608	1 Speed
PF	89	4.56	46M	Rockwell	RT-40-1608	1 Speed
PG	89	4.89	46M	Rockwell	RT-40-1608	1 Speed
PH	89	5.38	46M	Rockwell	RT-40-1608	1 Speed
PJ	89	5.63	46M	Rockwell	RT-40-1608	1 Speed
PK	88/89	4.11	22M	Eaton	22121	1 Speed
PM	89	3.42	40M	Rockwell	RT-40-145P	1 Speed
PQ	89	3.58	40M	Rockwell	RT-40-145P	1 Speed
PR	89	3.73	40M	Rockwell	RT-40-145P	1 Speed
PS	89	3.91	40M	Rockwell	RT-40-145P	1 Speed
PV	89	4.10	40M	Rockwell	RT-40-145P	1 Speed
PX	83	4.11	44M	Eaton	DS440P	1 Speed
	84	4.11	46M	Eaton	DS460P	1 Speed
P1	80/83	5.57/7.60	18.5M	Dana (Spicer)	M185T	2 Speed
	84	5.57/7.60	19M	Dana (Spicer)	M190T	2 Speed
P2	80/83	6.14/8.38	18.5M	Dana (Spicer)	M185T	2 Speed
	84	6.14/8.38	19M	Dana (Spicer)	M190T	2 Speed
P3	80/83	6.50/8.86	18.5M	Dana (Spicer)	M185T	2 Speed
	84	6.50/8.86	19M	Dana (Spicer)	M190T	2 Speed
P4	80/83	7.17/9.77	18.5M	Dana (Spicer)	M185T	2 Speed
	84	7.17/9.77	19M	Dana (Spicer)	M190T	2 Speed
P5	89	3.42	46M	Rockwell	RT-40-160P	1 Speed
P6	89	3.58	46M	Rockwell	RT-40-160P	1 Speed
P7	89	3.73	46M	Rockwell	RT-40-160P	1 Speed
P9	83	4.89/6.66	18.5M	Dana (Spicer)	M185T	2 Speed
	84	4.89/6.66	19M	Dana (Spicer)	M190T	2 Speed
	89	3.91	46M	Rockwell	RT-40-160P	1 Speed
QB	89	4.11/5.61	22M	Eaton	22221	2 Speed
QP	88/89	4.56/6.21	23M	Eaton	23221	2 Speed
QX	83	4.33	44M	Eaton	DS440P	1 Speed
	84	4.33	46M	Eaton	DS460P	1 Speed
RC	83/88	6.50	34M	Eaton	DS341	1 Speed
RD	83/86	6.57/9.13	17.5M	Eaton	16244	2 Speed
RE	89	3.91	34M	Rockwell	RT-34-145	1 Speed
RF	89	4.10	34M	Rockwell	RT-34-145	1 Speed
RG	89	4.30	34M	Rockwell	RT-34-145	1 Speed
RH	89	4.56	34M	Rockwell	RT-34-145	1 Speed
RJ	89	4.88	34M	Rockwell	RT-34-145	1 Speed
RK	88/89	4.62	22M	Eaton	22121	1 Speed
RM	89	5.29	34M	Rockwell	RT-34-145	1 Speed
RP	83/89	4.88/6.64	23M	Eaton	23221	2 Speed
RS	89	5.86	34M	Rockwell	RT-34-145	1 Speed
RV	89	6.14	34M	Rockwell	RT-34-145	1 Speed
RW	89	6.43	34M	Rockwell	RT-34-145	1 Speed
RX	83	4.62	44M	Eaton	DS440P	1 Speed
	84	4.62	46M	Eaton	DS460P	1 Speed
R3	89	3.42	34M	Rockwell	RT-34-145	1 Speed
R6	89	3.58	34M	Rockwell	RT-34-145	1 Speed
R7	89	3.73	34M	Rockwell	RT-34-145	1 Speed
RY	89	7.17	34M	Rockwell	RT-34-145	1 Speed
SA	88/	4.63	23M	Rockwell	R170	1 Speed
SB	88	4.62/6.31	22M	Eaton	22221	2 Speed
SC	83/88	7.17	34M	Eaton	DS341	1 Speed
SK	83/89	4.88	22M	Eaton	22121	1 Speed
SL	83/86	6.50	38M	Eaton	DS381	1 Speed
TA	80/83	3.70	40M	Rockwell (Timken)	SQHP	1 Speed

1980/
TRUCK SERIES 600/900



CODE	YEAR	RATIO	CAPACITY	MANUFACTURER		
				NAME	MODEL	
REAR AXLE RATIO CODES — Cont'd						
CERTIFICATION LABEL — Cont'd						
TB	80/83	4.11	40M	Rockwell (Timken)	SQHP	1 Speed
TC	80	4.44	40M	Rockwell (Timken)	SQHP	1 Speed Steel
	87/	4.56	15M	Rockwell	RS-15-120	1 Speed-C,L,N,FB600/800
TD	80/81	4.63	40M	Rockwell (Timken)	SQHP	1 Speed
	87/	4.88	15M	Rockwell	RS-15-120	1 Speed-C,L,N,FB600/800
TE	87/	5.13	15M	Rockwell	RS-15-120	1 Speed-C,L,N,FB600/800
TF	80/81	5.29	40M	Rockwell (Timken)	SQHP	1 Speed
TF	87/	6.14	15M	Rockwell	RS-15-120	1 Speed-C,L,N,FB600/800
	87/	7.17	15M	Rockwell	RS-15-120	1 Speed-C,L,N,FB600/800
TJ	88/	4.30	15M	Rockwell	RS-15-120	1 Speed
TL	82/86	7.17	38M	Eaton	DS381	1 Speed
TQ	84	3.73	40M	Rockwell (Timken)	SQHP	1 Speed Steel
TR	84	4.10	40M	Rockwell (Timken)	SQHP	1 Speed Steel
TV	83/86	5.05	38M	Eaton	DP381	1 Speed
T7	88	5.86	15M	Rockwell	RS-15-120	1 Speed
UD	84	4.56	17.5M	Rockwell (Timken)	H173	1 Speed
UE	84	4.88	17.5M	Rockwell (Timken)	H173	1 Speed
UF	84	5.38	17.5M	Rockwell (Timken)	H173	1 Speed
UH	84	5.86	17.5M	Rockwell (Timken)	H173	1 Speed
UJ	84	6.14	17.5M	Rockwell (Timken)	H173	1 Speed
UL	83/86	5.83	38M	Eaton	DS381	1 Speed
UY	83	5.83	46M	Rockwell (Timken)	SSHD	
UX	83	3.70	44M	Eaton	DS440P	1 Speed
U2	83	4.62	17.5M	Rockwell (Timken)	H173	1 Speed
U3	83	5.29	17.5M	Rockwell (Timken)	H173	1 Speed
U5	83	5.83	17.5M	Rockwell (Timken)	H173	1 Speed
U6	83	6.17	17.5M	Rockwell (Timken)	H173	1 Speed
U7	83/86	6.83	17.5M	Rockwell (Timken)	H173	1 Speed
U8	83/86	7.17	17.5M	Rockwell (Timken)	H173	1 Speed
VA	83/	4.88	23M	Rockwell (Timken)	R170	1 Speed
VB	87/	5.38	23M	Rockwell	RS-23-160	1 Speed-steel C,L,N,FB600/800
VC	87/	5.63	23M	Rockwell	RS-23-160	1 Speed-steel C,L,N,FB600/800
VD	87/	6.14	23M	Rockwell	RS-23-160	1 Speed-steel C,L,N,FB600/800
VE	87/	6.83	23M	Rockwell	RS-23-160	1 Speed-steel C,L,N,FB600/800
	84	3.73	40M	Rockwell (Timken)	SQHP	1 Speed Aluminum
VF	84	4.10	40M	Rockwell (Timken)	SQHP	1 Speed Aluminum
	87/	7.17	23M	Rockwell	RS-23-160	1 Speed-steel C,L,N,FB600/800
VH	88/89	3.70/5.05	19M	Eaton	17201	2 Speed
VJ	88/89	4.11/5.61	19M	Eaton	17201	2 Speed
VL	88/89	4.56/6.21	19M	Eaton	17201	2 Speed
VM	84/89	4.88/6.65	19M	Eaton	17201	2 Speed
VN	88/89	5.29/7.21	19M	Eaton	17201	2 Speed
V1	80/83	4.11	40M	Rockwell (Timken)	SQHP	Aluminum
	87/	3.42	23M	Rockwell	RS-23-160	1 Speed-steel C,L,N,FB600/800
V2	87/	3.58	23M	Rockwell	RS-23-160	1 Speed-steel C,L,N,FB600/800
V3	80/83	3.70	40M	Rockwell (Timken)	SQHP	Aluminum
V4	87/	3.73	23M	Rockwell	RS-23-160	1 Speed-steel C,L,N,FB600/800
V5	87/	3.91	23M	Rockwell	RS-23-160	1 Speed-steel C,L,N,FB600/800
V6	87/	4.10	23M	Rockwell	RS-23-160	1 Speed-steel C,L,N,FB600/800
V7	87/	4.30	23M	Rockwell	RS-23-160	1 Speed-steel C,L,N,FB600/800
V7	80	4.44	38M	Rockwell (Timken)	SQHP	Aluminum
V8	87/	4.56	23M	Rockwell	RS-23-160	1 Speed-steel C,CF,L,N,FB600/800
V9	87/	4.89	23M	Rockwell	RS-23-160	1 Speed-steel C,CF,L,N,FB600/800
WA	83	5.83		Rockwell (Timken)	SQ100	1 Speed Steel
	87/	6.50/9.07	17.5M	Rockwell	RS-17-220	2 Speed C,L,N,FB600/800
WB	83	6.17		Rockwell (Timken)	SQ100	1 Speed Steel
	87/	6.83/9.53	17.5M	Rockwell	RS-17-220	2 Speed C,L,N,FB600/800

1980/
TRUCK SERIES 600/900



CODE	YEAR	RATIO	CAPACITY	MANUFACTURER		
				NAME	MODEL	
REAR AXLE RATIO CODES — Cont'd						
CERTIFICATION LABEL — Cont'd						
WC	83	6.83	38M	Rockwell (Timken)	SQ100	1 Speed Steel
	87/	7.17/10.0	17.5M	Rockwell	RS-17-220	2 Speed C,L,N,FB600/800
WD	83	7.20		Rockwell (Timken)	SQ100	1 Speed Steel
WF	84	3.73	38M	Rockwell (Timken)	SQ100	1 Speed Steel
WG	84	4.10	38M	Rockwell (Timken)	SQ100	1 Speed Steel
WH	84	5.86	38M	Rockwell (Timken)	SQ100	1 Speed Steel
WK	83	3.70	34M	Rockwell (Timken)	SL100	1 Speed
WL	83/89	3.90	34M	Rockwell (Timken)	SL100	1 Speed
WM	83	4.11	34M	Rockwell (Timken)	SL100	1 Speed
	88/	5.86/8.17	17.5M	Rockwell	RS-17-220	2 Speed
WN	83/89	4.33	34M	Rockwell (Timken)	SL100	1 Speed
WQ	83/89	4.63	34M	Rockwell (Timken)	SL100	1 Speed
WR	83/89	4.88	34M	Rockwell (Timken)	SL100	1 Speed
WS	83/89	5.29	34M	Rockwell (Timken)	SL100	1 Speed
WT	83	5.83	34M	Rockwell (Timken)	SL100	1 Speed
WU	83	6.17	34M	Rockwell (Timken)	SL100	1 Speed
WV	83/89	6.83	34M	Rockwell (Timken)	SL100	1 Speed
WW	83	7.20	34M	Rockwell (Timken)	SL100	1 Speed
W1	88/	4.30/6.00	17.5M	Rockwell	RS-17-220	2 Speed
W2	83	3.70		Rockwell (Timken)	SQ100	1 Speed Steel
W3	83/86	3.90	38M	Rockwell (Timken)	SQ100	1 Speed Steel
	88/	6.14/8.57	17.5M	Rockwell	RS-17-220	2 Speed
W4	83	4.11		Rockwell (Timken)	SQ100	1 Speed Steel
W5	83/86	4.33	38M	Rockwell (Timken)	SQ100	1 Speed Steel
	87	3.91/5.45	17.5M	Rockwell	RS-17-220	2 Speed C,L,N,FB600/800
W6	87	4.10/5.72	17.5M	Rockwell	RS-17-220	2 Speed C,L,N,FB600/800
W7	83/86	4.63	38M	Rockwell (Timken)	SQ100	1 Speed Steel
	87/	4.56/6.36	17.5M	Rockwell	RS-17-220	2 Speed C,CF,L,N,FB600/800
W8	83/86	4.88	38M	Rockwell (Timken)	SQ100	1 Speed Steel
	87/	4.88/6.80	17.5M	Rockwell	RS-17-220	2 Speed C,L,N,FB600/800
W9	83/86	5.29	38M	Rockwell (Timken)	SQ100	1 Speed Steel
	87/	5.38/7.58	17.5M	Rockwell	RS-17-220	2 Speed C,L,N,FB600/800
XB	80	5.78	44M	Rockwell (Timken)	SRDD	Top Drive
XK	80/82	5.96	58M	Rockwell (Timken)	SUDD	Top Drive
XP	84	3.73	38M	Rockwell (Timken)	SQ100	1 Speed Aluminum
XQ	84	4.10	38M	Rockwell (Timken)	SQ100	1 Speed Aluminum
X5	80/82	5.76	65M	Rockwell (Timken)	SFDD	Top Drive
XT	80/82	8.08	65M	Rockwell (Timken)	SFDD	Top Drive
X1	83	3.70		Rockwell (Timken)	SQ100	1 Speed Aluminum
X1	87/	4.10/5.59	23M	Rockwell	RS-23-240	2 Speed C,L,N,FB600/800
X2	87/	4.30/5.86	23M	Rockwell	RS-23-240	2 Speed C,L,N,FB600/800
X3	87/	4.56/6.22	23M	Rockwell	RS-23-240	2 Speed C,CF,L,N,FB600/800
X3	83	4.11		Rockwell (Timken)	SQ100	1 Speed Aluminum
X4	87/	4.88/6.65	23M	Rockwell	RS-23-240	2 Speed C,CF,L,N,FB600/800
X5	87/	5.38/7.33	23M	Rockwell	RS-23-240	2 Speed C,L,N,FB600/800
X6	87/	5.57/7.60	23M	Rockwell	RS-23-240	2 Speed C,L,N,FB600/800
X7	87/	6.14/8.38	23M	Rockwell	RS-23-240	2 Speed C,L,N,FB600/800
X8	87/	6.50/8.86	23M	Rockwell	RS-23-240	2 Speed C,L,N,FB600/800
X9	87/	7.17/9.77	23M	Rockwell	RS-23-240	2 Speed C,L,N,FB600/800
YB	87/	6.14	40M	Rockwell	SQ100P	1 Speed-steel
YM	87/	4.63	40M	Rockwell	SQ100P	1 Speed-steel
YN	84	5.29/7.21	19M	Eaton	17201	2 Speed
	87/	5.86	40M	Rockwell	SW100P	1 Speed-steel
YQ	87/	3.73	40M	Rockwell	SQ100P	1 Speed-steel
YR	87/	3.55	40M	Rockwell	SQ100P	1 Speed-steel
YS	87/	4.33	40M	Rockwell	SQ100P	1 Speed-steel
YT	87/	4.88	40M	Rockwell	SQ100P	1 Speed-steel
YU	87/	3.90	40M	Rockwell	SQ100P	1 Speed-steel

1980/
TRUCK SERIES 600/900



CODE	YEAR	RATIO	CAPACITY	MANUFACTURER		
				NAME	MODEL	
REAR AXLE RATIO CODES — Cont'd						
CERTIFICATION LABEL — Cont'd						
YV	87/	4.10	40M	Rockwell	SQ100P	1 Speed-steel
YW	87/	5.29	40M	Rockwell	SQ100P	1 Speed-steel
ZY	84	4.30	46M	Rockwell (Timken)	SSHD	40M
1A	80/89	4.11	23M	Rockwell (Timken)	R-170	1 Speed Steel
1C	80/	4.11	34M	Eaton	DS340,DS341	1 Speed
1G	87/	3.42	23M	Rockwell	RS-23-160	1 Speed C,L,N,FB700/800
1H	87/	3.58	23M	Rockwell	RS-23-160	1 Speed C,L,N,FB700/800
1J	87/	3.73	23M	Rockwell	RS-23-160	1 Speed C,L,N,FB700/800
1K	87/	3.91	23M	Rockwell	RS-23-160	1 Speed C,L,N,FB700/800
1L	80/86	4.11	38M	Eaton	DS380,DS381	1 Speed
1M	87/	4.10	23M	Rockwell	RS-23-160	1 Speed C,L,N,FB700/800
1M	80/81	4.11	44M	Eaton	44DS	
1T	80/88	4.11	23M	Rockwell (Timken)	R-170	Aluminum
1U	80/82	4.11	40M	Rockwell (Timken)	SQHP	
1V	83/86	5.61	38M	Eaton	DP381	1 Speed
1X	80/83	5.31	44M	Eaton	DP440P	
	84	5.31	46M	Eaton	DP460P	
1Y	80/83	4.11	44M	Rockwell (Timken)	SSHD	
2A	80/88	4.33	23M	Rockwell (Timken)	R-170	1 Speed Steel
2C	80/88	4.33	34M	Eaton	DS340,DS341	1 Speed
2E	87/	3.91	21M	Rockwell	RS-20-145	1 Speed-C,L,N,FB700/800
2F	87/	4.10	21M	Rockwell	RS-20-145	1 Speed-C,L,N,FB700/800
2G	87/	4.56	21M	Rockwell	RS-20-145	1 Speed-C,CF,L,N,FB700/800
2H	87/	4.88	21M	Rockwell	RS-20-145	1 Speed-C,CF,L,N,FB700/800
2J	87/	5.29	21M	Rockwell	RS-20-145	1 Speed C,L,N,FB700/800
2K	87/	5.86	21M	Rockwell	RS-20-145	1 Speed-C,L,N,FB700/800
2L	80/86	4.33	38M	Eaton	DS380,DS381	1 Speed
2M	80/81	4.33	44M	Eaton	44DS	
	87/	6.43	21M	Rockwell	RS-20-145	1 Speed C,L,N,FB700/800
2N	87/	6.83	21M	Rockwell	RS-20-145	1 Speed C,L,N,FB700/800
2P	87/	7.17	21M	Rockwell	RS-20-145	1 Speed C,L,N,FB700/800
2T	80/	4.33	23M	Rockwell (Timken)	R-170	Aluminum
2X	80/83	5.90	44M	Eaton	DP440P	
	84	5.90	46M	Eaton	DP460P	
2Y	80/83	4.33	44M	Rockwell (Timken)	SSHD	
	84	4.30	46M	Rockwell (Timken)	SSHD	
3A	80/	5.29	23M	Rockwell (Timken)	R-170	1 Speed
3B	86	4.88/6.80	17.5M	Rockwell	H601	2 Speed
3C	80/88	3.70	34M	Eaton	DS340,DS341	1 Speed
3D	89	5.86/8.17	21M	Rockwell	RS-21-230	2 Speed
3L	80/86	3.70	38M	Eaton	DS380,DS381	1 Speed
3E	87/	3.91/5.45	21M	Rockwell	RS-20-230	2 Speed C,L,N,FB700/800
3F	87/	4.10/5.72	21M	Rockwell	RS-20-230	2 Speed C,L,N,FB700/800
3G	87/	4.56/6.36	21M	Rockwell	RS-20-230	2 Speed C,CF,L,N,FB700/800
3H	87/	4.88/6.80	21M	Rockwell	RS-21-230	2 Speed C,CF,L,N,FB700/800
3J	87/	5.38/7.50	21M	Rockwell	RS-20-230	2 Speed C,L,N,FB700/800
3K	87/	6.50/9.07	21M	Rockwell	RS-20-230	2 Speed C,L,N,FB700/800
3M	80/81	3.70	44M	Eaton	44DS	
	87/	6.83/9.53	21M	Rockwell	RS-20-230	2 Speed C,L,N,FB700/800
3N	87/	7.17/10.0	21M	Rockwell	RS-20-230	2 Speed C,L,N,FB700/800
3S	87/88	5.86/8.17	20M	Rockwell	RS-20-230	2 Speed CF600/800
3T	80/88	3.70	23M	Rockwell (Timken)	R-170	Aluminum
3U	80/82	3.70	40M	Rockwell (Timken)	SQHP	
3X	80/83	7.20	44M	Eaton	DP440P	
	84	7.20	46M	Eaton	DP460P	
3Y	81	3.70	44M	Rockwell (Timken)	SSHD	
4A	80/89	6.14	23M	Rockwell (Timken)	R-170	1 Speed
4C	83/88	3.90	34M	Eaton	DS341	1 Speed

1980/
TRUCK SERIES 600/900



CODE	YEAR	RATIO	CAPACITY	MANUFACTURER		
				NAME	MODEL	
REAR AXLE RATIO CODES — Cont'd						
CERTIFICATION LABEL — Cont'd						
4G	86	4.88/6.80	19M	Rockwell	P601	2 Speed
4J	89	3.91	40M	Rockwell	RT-40-145	1 Speed
4K	89	4.10	40M	Rockwell	RT-40-145	1 Speed
4L	83/86	3.90	38M	Eaton	DS381	1 Speed
	89	4.30	40M	Rockwell	RT-40-145	1 Speed
4N	89	4.88	40M	Rockwell	RT-40-145	1 Speed
4Q	89	5.29	40M	Rockwell	RT-40-145	1 Speed
4V	89	5.86	40M	Rockwell	RT-40-145	1 Speed
4W	89	6.14	40M	Rockwell	RT-40-145	1 Speed
4Y	80/83	5.29	44M	Rockwell (Timken)	SSHD	
5A	80/	6.83	23M	Rockwell (Timken)	R-170	1 Speed
5C	83/88	4.56	34M	Eaton	DS341	1 Speed
5L	83/86	4.56	38M	Eaton	DS381	1 Speed
	89	6.43	40M	Rockwell	RT-40-145	1 Speed
5U	88/	4.30	17.5M	Rockwell	RS-17-140	1 Speed
5V	89	7.17	40M	Rockwell	RT-40-145	1 Speed
5Y	80/83	4.63	44M	Rockwell (Timken)	SSHD	
6A	80/86	7.40	23M	Rockwell (Timken)	R-170	1 Speed
6B	89	3.73	40M	Rockwell	RT-40-1458	1 Speed
6C	83/88	4.88	34M	Eaton	DS341	1 Speed
6D	89	3.91	40M	Rockwell	RT-40-1458	1 Speed
6E	89	4.10	40M	Rockwell	RT-40-1458	1 Speed
6H	89	4.30	40M	Rockwell	RT-40-1458	1 Speed
6J	89	4.56	40M	Rockwell	RT-40-1458	1 Speed
6K	89	4.88	40M	Rockwell	RT-40-1458	1 Speed
6L	83/86	4.88	38M	Eaton	DS381	1 Speed
	89	5.29	40M	Rockwell	RT-40-1458	1 Speed
6M	89	5.86	40M	Rockwell	RT-40-1458	1 Speed
6N	89	6.14	40M	Rockwell	RT-40-1458	1 Speed
6R	89	6.43	40M	Rockwell	RT-40-1458	1 Speed
6S	89	7.17	40M	Rockwell	RT-40-1458	1 Speed
6Y	80/83	3.90	44M	Rockwell (Timken)	SSHD	
7A	80/89	5.86	23M	Rockwell (Timken)	R-170	1 Speed
	89	4.30	46M	Rockwell	RT-46-160	1 Speed
7D	89	4.56	46M	Rockwell	RT-46-160	1 Speed
7E	89	4.89	46M	Rockwell	RT-46-160	1 Speed
7F	89	5.38	46M	Rockwell	RT-46-160	1 Speed
7H	89	5.63	46M	Rockwell	RT-46-160	1 Speed
7C	83/88	5.29	34M	Eaton	DS341	1 Speed
7J	84/89	3.91	46M	Rockwell (Timken)	SSHD	
7K	84/89	4.10	46M	Rockwell (Timken)	SSHD	
7L	83/86	5.29	38M	Eaton	DS381	1 Speed
7M	84/89	4.30	46M	Rockwell (Timken)	SSHD	
7Q	84/89	4.56	46M	Rockwell (Timken)	SSHD	
7R	89	4.89	46M	Rockwell	SSHD	
7S	84/	5.38	46M	Rockwell (Timken)	SSHD	
7U	80/82	4.44	40M	Rockwell (Timken)	SQHP	
7W	84/89	6.14	46M	Rockwell (Timken)	SSHD	
7Y	80/83	5.57	44M	Rockwell (Timken)	SSHD	
	84/89	5.57	46M	Rockwell (Timken)	SSHD	
8A	80/89	3.70	23M	Rockwell (Timken)	R-170	1 Speed Steel
8B	87	5.29	40M	Eaton	DS402	1 Speed-C,L,N,FB600/900
8C	83/88	5.57	34M	Eaton	DS341	1 Speed
8D	87	5.57	40M	Eaton	DS402	1 Speed-C,L,N,FB600/900
8E	87	5.83	40M	Eaton	DS402	1 Speed-C,L,N,FB600/900
8F	87/89	3.73	40M	Rockwell	SQ100P	1 Speed-alum. CL900
8G	87	6.14	40M	Eaton	DS402	1 Speed-C,L,N,FB600/900
8H	87	6.50	40M	Eaton	DS402	1 Speed-C,L,N,FB600/900

1980/
TRUCK SERIES 600/900



CODE	YEAR	RATIO	CAPACITY	MANUFACTURER		
				NAME	MODEL	
REAR AXLE RATIO CODES — Cont'd						
CERTIFICATION LABEL — Cont'd						
8J	87/	4.10	40M	Rockwell	SW100P	1 Speed-alum. CL900
8K	87	7.17	40M	Eaton	DS402	1 Speed C,L,N,FB600/900
8L	83/88	5.57	38M	Eaton	DS381	1 Speed
8Y	80/81	4.88	44M	Rockwell (Timken)	SSHD	
9A	80/	3.90	23M	Rockwell (Timken)	R-170	1 Speed Steel
9C	83/88	6.14	34M	Eaton	DS341	1 Speed
9J	87/	3.42	23M	Rockwell	RS-23-180	1 Speed-steel C,L,N,FB600/800
9K	87/	3.58	23M	Rockwell	RS-23-180	1 Speed-steel C,L,N,FB600/800
9L	83/88	6.14	38M	Eaton	DS381	1 Speed
9M	87/	3.73	23M	Rockwell	RS-23-180	1 Speed-steel C,L,N,FB600/800
9N	87/	3.91	23M	Rockwell	RS-23-180	1 Speed-steel C,L,N,FB600/800
9P	87/	4.10	23M	Rockwell	RS-23-180	1 Speed-steel C,L,N,FB600/800
9Q	87/	4.30	23M	Rockwell	RS-23-180	1 Speed-steel C,L,N,FB600/800
9R	87/	4.56	23M	Rockwell	RS-23-180	1 Speed-steel C,L,N,FB600/800
9S	87/	4.89	23M	Rockwell	RS-23-180	1 Speed-steel C,L,N,FB600/800
9U	87/	5.38	23M	Rockwell	RS-23-180	1 Speed-steel C,L,N,FB600/800
9W	87/	5.63	23M	Rockwell	RS-23-180	1 Speed-steel C,L,N,FB600/800
9X	87/	6.14	23M	Rockwell	RS-23-180	1 Speed-steel C,L,N,FB600/800
9Y	83	6.17	46M	Rockwell (Timken)	SSHD	
29	86	4.88	19M	Rockwell	P-174	1 Speed
	88/	4.30	21M	Rockwell	RS-21-145	1 Speed
39	88/	4.30/6.00	21M	Rockwell	RS-21-230	2 Speed
41	80/86	5.83	13M	Rockwell (Timken)	D-140	
	89	3.42	40M	Rockwell	RT-40-145	1 Speed
42	80/86	6.20	13M	Rockwell (Timken)	D-140	
	89	3.58	40M	Rockwell	RT-40-145	1 Speed
43	80/86	5.29	13M	Rockwell (Timken)	D-140	
	89	3.73	40M	Rockwell	RT-40-145	1 Speed
44	80/86	6.80	13M	Rockwell (Timken)	D-140	
51	80/82	5.29	17.5M	Rockwell (Timken)	H-172	1 Speed
	87	3.91	17.5M	Rockwell	RS-17-140	1 Speed C,L,N,FB600/800
52	80/82	5.83	17.5M	Rockwell (Timken)	H-172	1 Speed
	87	4.10	17.5M	Rockwell	RS-17-140	1 Speed C,L,N,FB600/800
53	80/82	6.17	17.5M	Rockwell (Timken)	H-172	1 Speed
	87/	4.56	17.5M	Rockwell	RS-17-140	1 Speed C,CF,L,N,FB600/800
54	80/82	6.83	17.5M	Rockwell (Timken)	H-172	1 Speed
	87/	4.88	17.5M	Rockwell	RS-17-140	1 Speed C,CF,L,N,FB600/800
55	80/82	7.17	17.5M	Rockwell (Timken)	H-172	1 Speed
	87/	5.29	17.5M	Rockwell	RS-17-140	1 Speed C,L,N,FB600/800
56	87/	5.86	17.5M	Rockwell	RS-17-140	1 Speed C,L,N,FB600/800
57	87/	6.43	17.5M	Rockwell	RS-17-140	1 Speed C,L,N,FB600/800
58	87/	6.83	17.5M	Rockwell	RS-17-140	1 Speed C,L,N,FB600/800
59	87/	7.17	17.5M	Rockwell	RS-17-140	1 Speed C,L,N,FB600/800
61	80/86	6.14	15M	Rockwell (Timken)	F-106	1 Speed 700/900
	80/81	5.29	15M	Rockwell (Timken)	F-106	1 Speed F/B600
61	88/	4.56	40M	Rockwell	RT-40-145	1 Speed-CF
62	81	5.83	15M	Rockwell (Timken)	F-106	F/B600
63	80/86	6.83	15M	Rockwell (Timken)	F-106	1 Speed 700/900
	80/81	6.14	15M	Rockwell (Timken)	F-106	1 Speed F/B600
65	80/86	7.17	15M	Rockwell (Timken)	F-106	1 Speed 700/900
	80/81	6.83	15M	Rockwell (Timken)	F-106	1 Speed F/B600
66	80	7.20	15M	Rockwell (Timken)	F-106	
67	81/86	5.29	15M	Rockwell (Timken)	F-106	1 Speed 700/900
	80/82	7.17	15M	Rockwell (Timken)	F-106	1 Speed F/B600
68	81/86	5.83	15M	Rockwell (Timken)	F-106	1 Speed 700/900
	89	3.42	40M	Rockwell	RT-40-145p	1 Speed
69	89	3.58	40M	Rockwell	RT-40-145p	1 Speed
71	84	6.14	38M	Rockwell (Timken)	SQ100	1 Speed Steel

1980/
TRUCK SERIES 600/900



CODE	YEAR	RATIO	CAPACITY	MANUFACTURER		
				NAME	MODEL	
REAR AXLE RATIO CODES — Cont'd						
CERTIFICATION LABEL — Cont'd						
72	84	7.17	38M	Rockwell (Timken)	SQ100	1 Speed Steel
	89	3.42	46M	Rockwell	RT-46-160	1 Speed
73	89	3.58	46M	Rockwell	RT-46-160	1 Speed
75	89	3.73	46M	Rockwell	RT-46-160	1 Speed
76	89	3.91	46M	Rockwell	RT-46-160	1 Speed
79	89	4.10	46M	Rockwell	RT-46-160	1 Speed
81	87	3.70	40M	Eaton	DS402	1 Speed C,L,N,FB600/900
82	87	3.90	40M	Eaton	DS402	1 Speed C,L,N,FB600/900
83	87	4.11	40M	Eaton	DS402	1 Speed C,L,N,FB600/900
86	87	4.33	40M	Eaton	DS402	1 Speed C,L,N,FB600/900
87	87	4.56	40M	Eaton	DS402	1 Speed C,L,N,FB600/900
89	87	4.88	40M	Eaton	DS402	1 Speed C,L,N,FB600/900
91	84/	3.73	34M	Rockwell	SL100	1 Speed C,L,N,FB600/800
92	84/	4.10	34M	Rockwell	SL100	1 Speed C,L,N,FB600/800
93	84/	5.86	34M	Rockwell	SL100	1 Speed C,L,N,FB600/800
94	84/	6.14	34M	Rockwell	SL100	1 Speed C,L,N,FB600/800
95	84	7.17	34M	Rockwell (Timken)	SL100	1 Speed
95	87/	7.17	34M	Rockwell	SL100	1 Speed C,L,N,FB600/800
96	87	5.05	40M	Eaton	DP402	1 Speed C,L,N,FB600/800
97	87	5.61	40M	Eaton	DP402	1 Speed C,L,N,FB600/800

CERTIFICATION LABEL — Cont'd

FRONT AXLE CODES

GVWR:
VEHICLE IDENTIFICATION NUMBER T80AVGA

THE THIRD DIGIT OF THE AXLE CODE IDENTIFIES THE RATIO AND/OR CAPACITY OF THE FRONT AXLE.

THE FOLLOWING CHART LISTS THESE CODES AND THE CORRESPONDING RATIO AND/OR CAPACITY AS WELL AS THE MANUFACTURER NAME AND MODEL NUMBER.

EXTERIOR PAINT COLOR: 2K			
WB: 150	TYPE: GVW: T811	BODY: BB8	TRAILER: CCA

FOR FURTHER FRONT AXLE IDENTIFICATION REFER TO SECTION 30 IN THIS CATALOG.

CERTIFICATION LABEL SHOWN

CODE	YEAR	RATIO (4/W/D ONLY)	CAPACITY	MANUFACTURER		DESCRIPTION
				NAME	MODEL	
CERTIFICATION LABEL — Cont'd						
A	80			Ford		W/o power steering
C	84		12M	Ford		W/power steering-steel
D	80/81		7M	Ford		W/o power steering
	80/83		12M			Aluminum front axle w/manual steering
E	80/		12M			Aluminum front axle w/power steering
F	80/		12M			Aluminum front axle w/steer-ease
G	84		12M	Ford		W/power steering
H	82/		12M	Rockwell (Timken)		W/Steer-Ease
I	84		12M	Ford		W/power steering
J	80		5M	Ford		W/power steering
K	80/83		5.5M	Ford		W/power steering
L	81/82		7.5M	Ford		W/power steering
M	80/		7M	Ford		W/power steering
N	80/		9M	Ford		W/power steering
O	83/		9.5M	Ford		W/power steering
P	80/		12M	Rockwell (Timken)	FF-903	W/power steering
R	87/88		13M			W/power steering

**1980/
TRUCK SERIES 600/900**



CODE	YEAR	RATIO (4/W/D ONLY)	CAPACITY	MANUFACTURER		
				NAME	MODEL	
CERTIFICATION LABEL — Cont'd						
S	80/		16M	Rockwell (Timken)	FH-901	W/power steering
T	80/		18M	Rockwell (Timken)	FL-901	W/power steering
U	80/		20M	Rockwell (Timken)	FL-901	W/power steering
V	82/		6M	Ford		W/power steering
W	82/		8M	Ford		W/power steering
X	84		12M	Ford		W/o power steering
Z	84		12M	Ford		W/o power steering
2	80/83		5.5M	Ford		W/o power steering
3	80/83		13.1M	Ford		W/power steering
	81/82		7.5M	Ford		W/o power steering
	84		12M	Ford		W/o power steering—steel
4	80/		7M	Ford		W/o power steering
	80/83		12M	Ford		W/o power steering
5	80/		9M	Ford		W/o power steering
	80/83		12M	Ford		W/power steering
6	80		12M	Ford		W/Steer-Ease
	80		4.7M	Ford		W/o power steering
	82/83		12M			W/Steer-Ease
	83/		9.5,10M	Ford		W/o power steering
7	80/83		12M	Rockwell (Timken)		W/o center point steering
8	82/		6M	Ford		W/o power steering
9	82/		8M	Ford		W/o power steering
8B	87	4.29	40M	Eaton	DS402	1 Speed C,L,N,FB600/900

CERTIFICATION LABEL — Cont'd

DISTRICT CODES

THE CODE SHOWN ABOVE OR BELOW "D.S.O." IDENTIFIES THE DISTRICT WHICH ORDERED THE UNIT.

IDENTIFICATION NUMBER T80AVGA5000

THE FOLLOWING CHART LISTS THESE CODES AND THE DISTRICT WHICH THEY REPRESENT.

COLORS 2K				DSO (48)
TYPE-GVV T811	BODY B88	TRANS CCA	AXLE CGM	

CERTIFICATION LABEL SHOWN

FOR AN EXPLANATION OF THE D.S.O. PORTION OF THE NUMBER REFER TO PAGE 14.

CERTIFICATION LABEL SHOWN

CODE	DISTRICT	CODE	DISTRICT	CODE	DISTRICT
11	Boston	46	Indianapolis	85	American Red Cross
12	Buffalo	47	Cincinnati	87	Body Company
13	New York	48	Detroit	89	Transportation Service
14	Pittsburgh	52	Dallas	90/99	Export
15	Newark	53	Kansas City	FORD of CANADA	
16	Philadelphia	54	Omaha	A1	Central (Lincoln-Mercury)
17	Washington	55	St. Louis	A2	Eastern (Lincoln-Mercury)
21	Atlanta	56	Davenport	A4	Midwestern
22	Charlotte	57	Houston	A3	Atlantic (Lincoln-Mercury)
23	Memphis	58	Twin Cities		(Lincoln-Mercury)
24	Jacksonville	71	Los Angeles	A6	Western (Lincoln-Mercury)
25	Richmond	72	San Jose	A7	Pacific (Lincoln-Mercury)
26	New Orleans	73	Salt Lake City		
28	Louisville	74	Seattle		
41	Chicago	75	Phoenix		
42	Cleveland	76	Denver		
43	Milwaukee	83	Government		
45	Lansing	84	Home Office Reserve		

1980/
TRUCK SERIES 600/900



FORD MOTOR COMPANY TRUCK SPECIFIC
1980/81

1 - COMPANY MASTER C

Ford Mfg Eng May 77 AAD7125-KTP (Printed in U.S.A.)

To Be Used With Ford Truck Parts Catalog

Series	Wheelbase	DSO Reference No	Serial No.
BRAKE SYSTEM		ELECTRICAL	
Brake Assy Front - RH (1)	DSO 1	Alternator (15)	DSO 15
Brake Assy Front - LH (2)	DSO 2	Wiring (Dash to Eng)	DSO 16
Brake Assy -RR-RH-Sgl Axle or Fwd RR Tand (3)	DSO 3	Wiring (Cow)	DSO 17
Brake Assy -RR-RH-RR-RR Tand Only (4)	DSO 4	SUSPENSION	
Brake Assy -RR-LH-Sgl Axle or Fwd RR Tand (5)	DSO 5	Front Spring (18)	DSO 18
Brake Assy -RR-LH-RR-RR Tand Only (6)	DSO 6	Rear Spring (19)	DSO 19
Brake Chamber Assy - Front (7)	DSO 7	Tandem Susp Assy - RH (20)	DSO 20
Brake Chamber Assy - Rear - Rear of Single Axle or Rear of RR-RR Tand a/ (8)	DSO 8	Tandem Susp Assy - LH (21)	DSO 21
Brake Chamber Assy - Rear - Fwd of Single Axle or Fwd of RR-RR Tand a/ (9)	DSO 9	FRONT AXLE & STEERING	
Brake Chamber Assy - Rear - Rear of Fwd Rear Tandem a/ (10)	DSO 10	Front Axle Assy (22)	DSO 22
Brake Chamber Assy - Rear - Fwd of Fwd Rear Tandem a/ (11)	DSO 11	Tie Rod (23)	DSO 23
Brake Booster Assy (12)	DSO 12	Steering Gear (24)	DSO 24
(13)	DSO 13	Power Steering Pump (25)	DSO 25
(14)	DSO 14	SPEEDOMETER - GEARS	
a/ If Different from Opposite Tandem Axle		Speedometer Gear - Driving (26)	DSO 26
		Speedometer Gear - Driven (27)	DSO 27
		4606 Shaft (Main Trans to Aux) (33)	DSO 33
		4817 Coupling Shaft (34)	DSO 34
		4810 Intermediate Shaft (35)	DSO 35
		4602 Drive Shaft (36)	DSO 36
		4964 Inter-Axle-Drive Shaft (37)	DSO 37
		Aux Trans Gear Shift Assy (32)	DSO 32
		Auxiliary Transmission (30)	DSO 30
		Main Trans Gear Shift Tower (29)	DSO 29
		Main Transmission Assy (28)	DSO 28
		Engine (28)	DSO 28

Additional Copies Available \$1.00 Each
Ford Parts & Service Division
Special Order Section
P.O. Box 3020
Livonia, Michigan 48151
Vehicles Sold in Canada
Ford Motor Co. of Canada Ltd
P & A Div. Specifications Dept
8000 Dixie Road
Bramalea, Ontario
Identify the Vehicle by Serial Number Shown Above

The following information can be decoded from data contained in the General Information Section of the Truck Parts Catalog-
Seek assistance from your Order Processing Distribution Center.

A	1	2	3	4	5	6	7	8	9	10	11	12	13	14	15	16	17	18	19	20	21	22	23	24	25	26	27	28	29	30	31	GVW
B	1	2	3	4	5	6	7	8	9	10	11	12	13	14	15	16	17	18	19	20	21	22	23	24	25	26	27	28	29	30	31	
C	1	2	3	4	5	6	7	8	9	10	11	12	13	14	15	16	17	18	19	20	21	22	23	24	25	26	27	28	29	30	31	
D	1	2	3	4	5	6	7	8	9	10	11	12	13	14	15	16	17	18	19	20	21	22	23	24	25	26	27	28	29	30	31	
E	1	2	3	4	5	6	7	8	9	10	11	12	13	14	15	16	17	18	19	20	21	22	23	24	25	26	27	28	29	30	31	

Tires - Paint - DSO

BROADCAST SHEETS **ADDITIONAL COPIES**

For model years 1970 through 1978, order from: the "Ford Parts and Service Division, Special Order Section P.O. Box 3020 Livonia, Mich. 48151". (Cost per Broadcast Sheet \$2.00 each)

TRUCK SPECIFICATIONS LIST

For model years 1978/, order from the "Ford Parts and Service Division, Special Order Section P.O. Box 3020 Livonia, Mich. 48151". (Cost per T.S.L. \$3.00 each)

1980/ TRUCK SERIES 600/900



MASTER CROSS REFERENCE GUIDE FOR THE TRUCK SPECIFICATION SERIES 600/900

A revised T.S.L. for Louisville-built trucks was put into use on May 1, 1972 and was of the type shown on page 52. T.S.L.'s are reduced to a decal and located as follows:

B Series and F cowl models – taped in glove box, to be applied after unit is completed at body company.

C-CT Series – bottom of passenger door.

CL-CLT Series – wrap around gear shift lever with incomplete vehicle manual.

F Series (except cowl) and L-LN-LNT-LT-LTS Series – between back glass and door facing on passenger side of cab.

Use the listing below to determine service part numbers or parts lists for the numbers shown on the upper part of the T.S.L.

Use the information on page 45 to decode the information shown in the lower part of the T.S.L.

NOTE: Check the catalog even though the D.S.O. box is checked on the upper part of the T.S.L. Many parts and assemblies used on these vehicles may be standard or optional on other vehicles. If not listed in the catalog, order the part on a Special Order basis through the dealer's Order Processing Distribution Center.

T.S.L. UPPER SECTION

ITEM	DESCRIPTION	BASIC NUMBER	CATALOG SECTION	CATALOG PAGE	GROUP NUMBER
● If T.S.L. indicates "See Front Axle", look up the front axle assy. number in the catalog section shown.					
1	Brake assy.-front-R.H.	2010,●3004,●3005	20.1	1	
2	Brake assy.-front-L.H.	2011,●3004,●3005	20.1	1	
3	Brake assy.-RR-R.H.-single axle or forward rear tandem	2209	22.1	1	
4	Brake assy.-RR-R.H.-rear rear tandem only	2209	22.1	1	
5	Brake assy.-RR-L.H.-single axle or forward rear tandem	2210	22.1	1	
6	Brake assy.-RR-L.H.-rear rear tandem only	2210	22.1	1	
7	Brake chamber assy.-front	2025,●3004	20		2025
8	Brake chamber assy.-rear (See T.S.L. sample)	2025,2225	22		2225
9	Brake chamber assy.-rear (See T.S.L. sample)	2025,2225	22		2225
10	Brake chamber assy.-rear (See T.S.L. sample)	2025,2225	22		2225
11	Brake chamber assy.-rear (See T.S.L. sample)	2025,2225	22		2225
12	Brake booster assy.	2005	23.1	1	
15	Alternator	10346	103		10346
16	Wiring (dash to engine)	14398	140		14398
17	Wiring (cowl)	14401	144		14401
18	Front spring	5310	53		5310
19	Rear spring – single axle – tandem axle	5560 (Refer to items 20 and 21)	55		5560 5888
20	Tandem suspension assy.-R.H.	5A547,5888	55		5888
21	Tandem suspension assy.-L.H.	5A547,5890	55		5888
22	Front axle assy.	3004,3005,3010	30	1	
23	Tie rod	●3004-5,3280	32		3280
24	Steering gear	3503,3N503,3504,3E528	35.1	1	
25	Power steering pump	3K514,3606,3D639,3A674, 3A691,3A696	36.1	1	
26	Speedometer gear-driving	17285	172	1	
27	Speedometer gear-driven	17322	172	1	
28	Engine	6007	60	1	
29	Main transmission assy.	7000,7003,7004	70	5	
30	Main transmission gearshift tower	7B101,7B124,7201,7210	72.1	1	
31	Auxiliary transmission	7A218,77900,4446543	70	3	
32	Auxiliary transmission gearshift assy.	7D088	72.1	1	
33	4606 Shaft (main transmission to auxiliary transmission)	4605,4606	46.1	5	
34	4817 Coupling shaft	4817	46.1	5	
35	4810 Intermediate shaft	4810	46.1	5	
36	4602 Driveshaft	4602	46.1	5	
37	4964 Inter-axle driveshaft	4964	46.1	5	
38	Rear axle assy.-single axle or rear rear tandem only	4004,4005,4006,4A297	40	3	
39	Rear axle assy.-forward rear tandem only	4A298,4304,4305	40	3	
41	Hub or spider and drum-front-R.H.	1013 (spoke),1102-3 (disc)	11.1	1	
42	Hub or spider and drum-front-L.H.	1013 (spoke),1102-3 (disc)	11.1	1	
43	Spider and drum rear A/A (all around) or R.H. disc hub (single axle or rear rear tandem)	1113	11.2	1	
44	Disc hub rear-L.H. only (single axle or rear rear tandem)	1114	11.2	1	
45	Hub or spider and drum (See T.S.L. sample)	1113	11.2	1	
46	Hub or spider and drum (See T.S.L. sample)	1114	11.2	1	
47	Wheels or rims A/A (all around) or front if mixed	1015,1020,1030	10	3	
48	Wheels or rims rear only if mixed	1015,1020,1030	10	3	

1980/
TRUCK SERIES 600/900



T.S.L. LOWER SECTION

GENERAL EXPLANATION

a. Boxes are identified by combining the row designation (A, B, C, D, E) with the column designation (1 through 31) to form a coordinate, i.e. "A1".

b. Related parts are grouped on the form:

TYPE of PART	BOXES	TYPE of PART	BOXES
Brakes	A1 - A9	Power train	B1 - B22, C1 - C2
Electrical	A10 - A23	Speedometer and tach	C3 - C11
Exhaust and suspension	A24 - A27	Wheels, hubs and drums	C12 - C13
Steering wheel	A28	Cab detail	D1 - D18
Fan	A30	Miscellaneous	E1 - E26
GVW	A31		

c. Boxes are marked in several different ways:

1) If "D.S.O." appears in a box, the part is a D.S.O. application and an explanation will appear in the lower portion after its coordinate (i.e. (D9HZ 90018A90 - A Graham roof vent"). Order the part number shown through the dealer's Order Processing Distribution Center.

2) If "X", a code number (1,2), or a code letter (A,B) appears in a box, refer to CODE EXPLANATION below to determine the meaning of the code.

EXAMPLE: "X" in Box A8 means the unit has a vacuum reserve tank, as noted under A8 in the listings below.

3) If "-" appears in a box, the item is not used on that unit or the item is "Standard Equipment". For instance, a "-" appearing in B13 on the T.S.L. for a truck with a manual transmission would indicate that the clutch used is the "standard" clutch for that unit.

4) In some cases, an engineering part number will appear in the box. This number may be converted into a service part number by using the Master Cross Reference List or the listing which is provided below.

d. Items which appear in the "Tires - Paint - DSO" Section without coordinates are D.S.O. items not covered in other portions of the Form.

CODE	EXPLANATION	CODE	EXPLANATION
BRAKES A1 - A9		BRAKES A1 - A9 - Cont'd	
A1	Tractor Package	A5	Moisture Ejector
1	Tractor Package Non-Unitized	A	Auto. Moisture Ejector (Non-Heated)
2	Tractor Package Non-Unitized w/coiled lines	B	Auto. Moisture Ejector (Heated)
3	Tractor Package Non-Unitized w/12 ft. Lines	H	Heated Moisture Ejector
4	Tractor Package Unitized	X	Bendix Moisture Ejector (Non-Heated)
A2	Air Brake Hand Control	A6	Bright Windshield Moulding
X	Air Brake Hand Control	X	Bright Windshield Moulding
A3	Vacuum Brakes	A7	Air Compressor
1	Vacuum Hyd. - Single System	1	7 1/4 - Compressor
4	60/40 Split Hyd. System	2	13.2 cu. ft. Midland Ross
5	50/50 Split Hyd. System	4	12 ft. Bendix
A4	Park Brake	5	13.2 ft. Cummins
1	Maxi - Tandem Tractor or CL Single Axle	A8	Reservoir Tank
2	Maxi-Single Axle or Fwd. Rear and Rear-Rear Tandem	1	Vacuum Reserve Tank
3	Anchor LOK - Tandem Tractor or CL Single Axle	2	9.5' dia. Air Tank
4	Anchor LOK Park Brake (Single Axle or Fwd. Rear and Rear-Rear Tandem)	3	11' dia. Air Tank
5	MGM - Tandem Tractor or CL Single Axle	A9	Front Wheel Limiting Valve
6	MGM (Single Axle or Fwd. Rear and Rear-Rear Tandem)	X	Front Wheel Limiting Valve
A	9 x 3	ELECTRICAL A10 - A23	
B	10 x 3	A10	Line Haul Instrument Panel
C	12 x 4	X	Line Haul Instrument Panel
		A11	Direct Reading Gauge
		X	Direct Reading Gauge
		A12	Circuit Breakers
		2	Circuit Breaker (Automatic Reset) (1980)
			D.S.O. Application (1981)

1980/
TRUCK SERIES 600/900



Click Here To Order
BUY IT NOW!
100% SATISFACTION GUARANTEED

CODE	EXPLANATION	CODE		
ELECTRICAL A10 - A23 — Cont'd		EXHAUST and SUS		
A13	Engine Warning Lights	A25	Front Shocks	
K	Kysor Shutdown Syst. Includes Eng. Warn. Lights	X	Front Shocks	
X	Engine Warning Lights	A26	Rear Shocks	
Z	Engine Warning Lights with Buzzer	X	Rear Shocks	
A14	Oil Temperature Gauge	A27	Auxiliary Rear Spring (5588)	
X	Oil Temperature Gauge	Prefix and Suffix will be listed.		
A15	Coolant Recovery System	Refer to Master Cross Reference List (Form FPS 7425)		
X	Coolant Recovery System	to determine Service Number.		
A16	Fender Mounted Turn Signal	STEERING WHEEL A28		
1	Fender Mounted Turn Signal	A28	Steering Wheel	
2	Signal Stat Switch	1	18" Black	4 - Leather Wrapped 21"
3	Chrome Turn Signal Frames	2	20" Black	8 - 20" Brown
A	Line Only	3	22" Black	9 - 22" Brown
X	Both Turn Signal and Switch	FAN A30		
A17	Cab Lights—Pedestal	A30	Fan	
T	Torpedo Type Lights	CODE	ENG. NUMBER	SERVICE NUMBER
X	Pedestal Cab Lights	A	E0HT 8600-BA	E0HZ 8600-A
A18	36" Tail Light Mounting	B	E0HT 8600-LA	E0HZ 8600-J
X	36" Tail Light Mounting	C	E0HT 8600-CA	E0HZ 8600-B
A19	Special Order Option Dress-Up (See D.S.O. Portion of T.S.L. for Information)		ED1D7HT 8600-AHC	D7HZ 8600-A
A20	Muffler Guard		E0HT 8600-SA	E0HZ 8600-H
X	Muffler Guard		E1HT 8600-CA	
A21	Convenience Package	D	EDE0HT 8600-DA	E0HZ 8600-C
X	Convenience Package (Includes R.H. Power Window, Observation Window, Stainless Mirror, Trailer Hook-Up Lamp)		E0HT 8600-DB	E0HZ 8600-C
A22	Self Adjusting Clutch	E	D3HA 8600-M	D3HZ 8600-E
S	Self Adjusting Clutch		E0HT 8600-RA	
A23	Type Battery	F	E0HT 8600-SA	E0HZ 8600-H
	Type Battery will be listed such as: "1-12V-70" which means "Single-12 Volt-70 Amp."	G	E0HT 8600-MA	E1HZ 8600-B
EXHAUST and SUSPENSION A24 - A27			E1TD 8600-CA	E1HZ 8600-D
A24	Exhaust System	K	D3HA 8600-MA	D3HZ 8600-E
1	Single Horizontal Muffler w/Vert. Pipe	L	D2HA 8600-AA	D2HZ 8600-A
3	Single Vertical Muffler and Pipe	M	D7HA 8600-ZA	D8HZ 8600-J
4	Dual Vertical Mufflers and Pipes	N	D5HA 8600-AEA	D5HZ 8600-J
5	Dual Horizontal Mufflers and Pipes		E1HS 8600-EA	E2HZ 8600-C
6	Dual Horizontal Mufflers and Vertical Pipes	W	D6HT 8600-HA	D6HZ 8600-A
A	Single Plain Vertical Pipe and Horizontal Muffler Over Frame	Y	D7HA 8600-AGA	D8HZ 8600-K
B	Single Bright Vertical Pipe and Horizontal Muffler Over Frame	Z	D7HT 8600-AHC	D7HZ 8600-A
C	Single Bright Vertical Pipe and Horizontal Muffler Under Frame	AA	D9HT 8600-CA	D9HZ 8600-A
D	Single Bright Vertical Pipe and Bright Vertical Muffler Frame Mounted	BB	D5HA 8600-TB	D5HZ 8600-D
E	Dual Bright Vertical Pipe and Horizontal Muffler Over Frame		E0HT 8600-JA	E0HZ 8600-F
F	Dual Bright Vertical Pipe and Bright Vertical Muffler Frame Mounted	CC	D5HA 8600-AHA	D5HZ 8600-G
S	Single Horizontal Muffler and Pipe (Gas and Diesel)		E0HT 8600-HA	E0HZ 8600-E
		DD	D7HA 8600-AAA	D8HZ 8600-G
		EE	D7HA 8600-JA	D8HZ 8600-A
		GG	D7HA 8600-MA	D8HZ 8600-C
		HH	D7HA 8600-RA	D8HZ 8600-M
		KK	D7HA 8600-TA	D8HZ 8600-D
		LL	D7HT 8600-AKA	D8HZ 8600-E
		MM	E0HT 8600-NA	E0HZ 8600-G
		NN	E1HT 8600-AA	E1HZ 8600-A
			E1HT 8600-AB	

1980/
TRUCK SERIES 600/900



Click Here To Order

BUY IT NOW!



CODE	EXPLANATION	CODE	POWER TRAIN
A31	Gross Vehicle Weight of the unit will be listed (in pounds)	B6	Radiators — C
	GVW RATE	CODE	ENG. NUMBER
	POWER TRAIN B1 - B22, C1 - C2	AQ	D9HT 8005-AKB D8HZ 8005-AE
B1	1 Gal. Fuel Filter	AR	D9HT 8005-ALA D8HZ 8005-AE
1	1 Gal. Fuel Filter w/Delete Standard Filter		EDD9HT 8005-ALA D8HZ 8005-AE
D	Delete 1 Gal. Fuel Filter		D9HT 8005-ALB D9HZ 8005-AE
X	1 Gal. Fuel Filter	AS	EDD9HT 8005-AMB D9HZ 8005-J
B2	Starting Aid		E0HT 8005-BDA
X	Cold Starting Aid		E0HT 8005-UA
B3	Immersion Block Heater		EDE0HT 8005-UA
1	600 Watts	AT	EDD9HT 8005-ARB D9HZ 8005-H
2	1200 Watts (1980)	AU	D9HT 8005-AVB D9HZ 8005-H
	Dual 600 Watts (1981)		EDD9HT 8005-AVB
3	1000 Watts		E0HT 8005-BFA
B5	Wedge		E0HT 8005-YA E1HZ 8005-K
1	C8TA 4357-A C8TZ 5A313-A	AV	D9HT 8005-BD D9HZ 8005-C
2	C1TT 4357-K		D9HT 8005-BE D9HZ 8005-C
3	C8HA 4357-A C8HZ 4357-A	AW	D9HT 8005-BLA E0HZ 8005-G
4	C2TA 4357-G C3TZ 5A313-D		D9HT 8005-BLB E0HZ 8005-G
7	DOHZ 4357-A DOHZ 5A313-B		E0HT 8005-ASA
B6	Radiators (Check Rad. Ident. Number)		E1HT 8005-KA E1HZ 8005-M
CODE	ENG. NUMBER	AX	D9HT 8005-BMA E0HZ 8005-G
U	E0HT 8005-BFA		D9HT 8005-BMB E0HZ 8005-G
Z	E0HT 8005-BEA		E0HT 8005-BGA E0HZ 8005-G
AA	ED3D8HT 8005-AB D8HZ 8005-J	AY	D9HT 8005-BSA D8HZ 8005-C
	D9HT 8005-BYA D8HZ 8005-AH		ED 5D8HT 8005-BAA D8HZ 8005-C
	E0HT 8005-BBA D8HZ 8005-AH		ED 6D8HT 8005-BAA D8HZ 8005-C
	E2HT 8005-CA		E0HT 8005-AJC
AB	ED3D8HT 8005-BB D8HZ 8005-K	AZ	D9HT 8005-BTA D8HZ 8005-A
	D9HT 8005-BNA D8HZ 8005-AH		ED5D8HT 8005-BBA
	E0HT 8005-BCA D8HZ 8005-AH		ED6D8HT 8005-BBA
AC	D9HT 8005-BRA D8HZ 8005-AH		EDE0HT 8005-AKB D8HZ 8005-A
	E0HT 8005-BAA D8HZ 8005-AH	BA	D9HT 8005-BUA D8HZ 8005-D
AD	D8HT 8005-DB D8HZ 8005-L		ED6D8HT 8005-BCA D8HZ 8005-D
	E0HT 8005-AZA D8HZ 8005-AG		ED5D8HT 8005-BCA
AE	D8HT 8005-EB D8HZ		E0HT 8005-ALC D8HZ 8005-D
	D9HT 8005-BFA D8HZ 8005-AG		E1HT 8005-YA D8HZ 8005-D
	E0HT 8005-AYA D8HZ 8005-AG		EDE0HT 8005-ALB D8HZ 8005-D
AF	D8HT 8005-SA D8HZ 8005-U	BB	D9HT 8005-BVA D8HZ 8005-B
	D9HT 8005-BEA D8HZ 8005-U		ED6D8HT 8005-BDA D8HZ 8005-B
	E2HT 8005-RA E2HZ 8005-E		ED5D8HT 8005-BDA
AG	D8HT 8005-TA D8HZ 8005-V	BC	D9HT 8005-GE D9HZ 8005-B
	D9HT 8005-BDA D8HZ 8005-V		D9HT 8005-GF D9HZ 8005-B
AH	D9HT 8005-AAB D9HZ 8005-A	BD	D9HT 8005-HD D9HZ 8005-C
	D9HZ 8005-AAC E0HZ 8005-G		D9HT 8005-HE D9HZ 8005-C
	E0HT 8005-AUA E0HZ 8005-G	BE	D9HT 8005-LD D9HZ 8005-K
AI	D9HT 8005-AB D9HZ 8005-A		D9HT 8005-LE D9HZ 8005-K
	D9HT 8005-AD D9HZ 8005-A	BF	D9HT 8005-ND D9HZ 8005-C
	E0HZ 8005-AVA E0HZ 8005-G		E0HT 8005-ARA D9HZ 8005-C
AJ	D9HT 8005-ADC D9HZ 8005-A	BG	D9HT 8005-UD D9HZ 8005-K
	E0HT 8005-ATA E0HZ 8005-G		D9HT 8005-UE D9HZ 8005-K
AK	D9HT 8005-AEC D9HZ 8005-F	BH	D9HT 8005-VC D9HZ 8005-F
	D9HT 8005-AED D9HZ 8005-F		D9HT 8005-VD D9HZ 8005-F
AL	D9HT 8005-AFA D9HZ 8005-G	BI	E0HT 8005-AAA E0HZ 8005-B
	D9HT 8005-AFB D9HZ 8005-G		E0HT 8005-AAC E0HZ 8005-B
	E1HT 8005-UA	BJ	E0HT 8005-BB E0HZ 8005-A
AM	D9HT 8005-AGA D9HZ 8005-G		(B-F Series)
	D9HT 8005-AGB D9HZ 8005-G		E0HT 8005-BC E0HZ 8005-A
AN	D9HT 8005-AHA D9HZ 8005-G		(B-F Series)
	D9HT 8005-AHB D9HZ 8005-G		D9HT 8005-BNA D8HZ 8005-AH
AP	D9HT 8005-AJA D8HZ 8005-AE		(L Series)
	D9HT 8005-AJB D8HZ 8005-AE		E0HT 8005-BD E0HZ 8005-A
AQ	D9HT 8005-AKA D8HZ 8005-AE		(B-F Series)

1980/
TRUCK SERIES 600/900



POWER TRAIN B1 - B22, C1 - C2 — Cont'd			POWER TRAIN		
CODE	ENG. NUMBER	SERVICE NUMBER	CODE	ENG. NUMBER	SERVICE NUMBER
B6	Radiators — Cont'd		B6	Radiators — Con	
BK	EOHT 8005-DC	EOHZ 8005-A	DB	E1HT 8005-FB	E1HZ 8005-L
	EOHT 8005-DD	EOHZ 8005-A		E1HT 8005-FD	
	EOHT 8005-DE	EOHZ 8005-A	DE	E1HT 8005-JA	
BL	EOHT 8005-EC	EOHZ 8005-F	DF	E1HT 8005-MA	E1HZ 8005-P
	EOHT 8005-EE	EOHZ 8005-F	DG	E2HT 8005-EA	
BM	EOHT 8005-FC	EOHZ 8005-F	DH	E2HT 8005-FA	
	EOHT 8005-FD	EOHZ 8005-F	DI	E2HT 8005-KA	E2HZ 8005-A
	EOHT 8005-FE	EOHZ 8005-F	DJ	E2HT 8005-MA	E2HZ 8005-C
BN	EOHT 8005-GC	EOHZ 8005-F		E3HT 8005-AEA	
	EOHT 8005-GD	EOHZ 8005-F	DK	E2HT 8005-NA	E2HZ 8005-D
	EOHT 8005-GE	EOHZ 8005-F		E3HT 8005-ADA	
BP	EOHT 8005-HC	EOHZ 8005-B	DM	E2HT 8005-UB	E2HZ 8005-L
BQ	EOHT 8005-JC	EOHZ 8005-B	DN	E2HT 8005-VB	
	EOHT 8005-JD	EOHZ 8005-B	DP	E2HT 8005-ADA	
	EOHT 8005-JE	EOHZ 8005-B	EI	E3HT 8005-AMA	
BR	EOHT 8005-KB	EOHZ 8005-D	EJ	E3HT 8005-ARA	
	EOHT 8005-KC	EOHZ 8005-D	EK	E3HT 8005-ANA	
	EOHT 8005-KD	EOHZ 8005-D	B7	By-Pass Oil Filter	
	ED EOHT 8005-KC	EOHZ 8005-D	1	Cummins Fleetguard-Frame MTD	
BS	EOHT 8005-LB	EOHZ 8005-D	2	Cummins Fleetguard-Back of Cab MTD	
	EOHT 8005-LC	EOHZ 8005-D	3	Luberfiner Steel-Frame MTD	
	EOHT 8005-LD	EOHZ 8005-D	4	Luberfiner Steel-Back of Cab MTD	
	ED EOHT 8005-LC	EOHZ 8005-D	5	Luberfiner Aluminum-Frame MTD	
BT	EOHT 8005-NB	EOHZ 8005-E	6	Luberfiner Aluminum-Back of Cab MTD	
	EOHT 8005-NC	EOHZ 8005-E	B8	Water Filter	
	EOHT 8005-ND	EOHZ 8005-E	P	Perry Water Filter	
	ED EOHT 8005-NC	EOHZ 8005-E	B9	Air Cleaner	
BU	EOHT 8005-RB	EOHZ 8005-E	A	Donaldson (Engine MTD)	
	EOHT 8005-RC	EOHZ 8005-E	B	Donaldson (Frame MTD)	
	EOHT 8005-RD	EOHZ 8005-E	C	Farr Dynacell (Engine MTD)	
	ED EOHT 8005-RC	EOHZ 8005-E	D	Farr Slimline (Frame MTD)	
	ED E1HT 8005-NA		1	1 Stage Dry Type w/o Restriction Indicator	
	E1HT 8005-NB	E1HZ 8005-F	2	1 Stage Dry Type w/Restriction Indicator	
BV	EOHT 8005-TB	EOHZ 8005-C	3	Donaldson 1 Stage Dry Type	
	EOHT 8005-TC	EOHZ 8005-C	4	Donaldson 2 Stage Dry Type	
	EOHT 8005-TD	EOHZ 8005-C	5	H.D. Dry Type w/Restriction Indicator	
	ED EOHT 8005-TC	EOHZ 8005-C	6	H.D. Fram w/Restriction Indicator	
	EDE1HT 8005-RA		B10	Electric Fuel Pump	
BW	EOHT 8005-ZB	EOHZ 8005-F	X	Electric Fuel Pump	
	EOHT 8005-ZC	EOHZ 8005-F	B11	Hand Control Throttle	
	EOHT 8005-ZD	EOHZ 8005-F	L	Hand Control Throttle—Locking	
BX	EOHT 8005-AHB	EOHZ 8005-F	N	Hand Control Throttle—Non-locking	
	EOHT 8005-AHC	EOHZ 8005-F	V	Vernier Type	
BZ	EOHT 8005-BEA	D9HZ 8005-H	B12	Magnetic Trap—Fill Plug	
	EDEOHT 8005-VA		X	Fill Plug	
	EOHT 8005-VA	E1HZ 8005-J	B13	Clutch	
CA	E1HT 8005-BB	E1HZ 8005-A	CODE	ENG. NUMBER	SERVICE NUMBER
	E1HT 8005-BC		A	C8TA 7550-AM	C8TZ 7550-F
	E2HT 8005-VA		B	D3HA 7550-DA	D3HZ 7550-D
CB	E1HT 8005-CB		C	D3HA 7550-FA	D3HZ 7550-C
CD	E1HT 8005-DB	E1HZ 8005-A	D	D4HA 7550-DA	D4HZ 7550-D
	E1HT 8005-DC	E1HZ 8005-A	E	D4HA 7550-EA	D4HZ 7550-E
	E2HT 8005-UA	E2HZ 8005-H	F	D4HA 7550-FA	D4HZ 7550-F
CE	E1HT 8005-EB	E1HZ 8005-C		E0HT 7550-MA	E0HZ 7550-V
	E1HT 8005-EC	E1HZ 8005-C	G	D4HA 7550-GA	D4HZ 7550-G
	E2HT 8005-TA	E2HZ 8005-G	H	D7HA 7550-CA	D8HZ 7550-C
CF	E1HT 8005-FA			E0HT 7550-EA	E0HZ 7550-B
CI	EDE1HT 8005-SB		J	D7HA 7550-DA	D8HZ 7550-N
	E1HT 8005-SB		L	E0HT 7550-LA	E0HZ 7550-J
DA	E1HT 8005-AC	E1HZ 8005-E			
	E1HT 8005-AE				

1980/
TRUCK SERIES 600/900



CODE	EXPLANATION	CODE	EXPLANATION		
POWER TRAIN B1 - B22, C1 - C2 - Cont'd		POWER TRAIN			
B13	Clutch - Cont'd	B15	Torque Arm-Forward-Rear		
CODE	ENG. NUMBER	SERVICE NUMBER	CODE	ENG. NUMBER	SERVICE NUMBER
N	D4HS 7550-DA	D8HZ 7550-J (# 127817-2X)	M	D4HS 4962-FA and D7HT 4962-AKA	D8HZ 4612-D and D8HZ 4612-A
	E0HT 7550-SA	E0HZ 7550-R (# 128138-2)		D3HS 4962-UA	D8HZ 4612-G
P	E0HT 7550-NA	E0HZ 7550-L	N	D4HS 4962-FA	D8HZ 4612-D
Q	D3HS 7550-AA	D8HZ 7550-E (4 blades)	P	D7HT 4962-ABA	D7HZ 4612-J
	E0HT 7550-JA	E0HZ 7550-E (round)	Q	D7HT 4962-ANA	D7HZ 4612-K
R	E0HT 7550-TA	E0HZ 7550-T	R	D4HS 4962-FA	D8HZ 4612-D
S	E0HT 7550-HA	E0HZ 7550-C	T	D3HS 4962-VA and D4HA 4962-EA	D2HZ 4612-AB and D4HZ 4612-A
T	E0HT 7550-KA	E0HZ 7550-G 15 1/2"		E2HS 4962-AUA	
U	E0HT 7550-EA	E0HZ 7550-A	B16	Torque Arm-Rear-Rear	
	E2HT 7550-BA	E2HZ 7550-A			
	E2HT 7550-DA	E2HZ 7550-B			
	E0HT 7550-RA	E0HZ 7550-N			
B14	D.S.O. Noise Shielding (See D.S.O. Portion of T.S.L. for information)				
B15	Torque Arm-Forward-Rear				
CODE	ENG. NUMBER	SERVICE NUMBER	CODE	ENG. NUMBER	SERVICE NUMBER
1	D2HS 4962-AUA and D7HT 4962-ABA	D7HZ 4612-F D7HZ 4612-J	1	D2HS 4962-AUA and D7HT 4962-ABA	D7HZ 4612-F D7HZ 4612-J
	D8HS 4962-BA and D7HT 4962-AKA	D8HZ 4612-F and D8HZ 4612-A	2	D7HT 4962-ABA	D7HZ 4612-J
2	D2HS 4962-AZA and D7HT 4962-ABA	D2HZ 4612-J D7HZ 4612-J	3	D3HS 4962-SA	D7HZ 4612-H
3	D2HS 4962-ASA D3HS 4962-MA and D7HT 4962-ABA	D7HZ 4612-D D7HZ 4612-G D7HZ 4612-J	4	D2HS 4962-ANA	D7HZ 4612-C
4	D2HS 4962-AZA and D7HT 4962-ABA	D2HZ 4612-J and D7HZ 4612-J	5	D3HS 4962-MA	D7HZ 4612-G
	D3HS 4962-VA and D4HA 4962-EA	D2HZ 4612-AB D4HZ 4612-A	6	D2HS 4962-FA D2HS 4962-ANA and D7HT 4962-ABA	D7HZ 4612-B D7HZ 4612-C D7HZ 4612-J
5	D2HS 4962-AA D4HS 4962-FA and D7HT 4962-AKA	D8HZ 4612-D D8HZ 4612-A	7	D2HS 4962-AUA D3HS 4962-MA and D7HT 4962-AKA	D7HZ 4612-F D7HZ 4612-G D8HZ 4612-A
6	D2HS 4962-FA	D7HZ 4612-B	8	D2HS 4962-ASA D3HS 4962-VA and D4HA 4962-DA	D7HZ 4612-D D2HZ 4612-AB D2HZ 4612-K
7	D2HS 4962-ATA	D7HZ 4612-E	9	D2HS 4962-ATA	D7HZ 4612-E
8	D3HS 4962-MA	D7HZ 4612-G	B	D3HS 4962-UA	D8HZ 4612-G
9	D3HS 4962-SA	D7HZ 4612-H	C	D8HT 4962-BA	D8HZ 4612-F
A	D3HS 4962-UA D2HS 4962-AA	D8HZ 4612-G		D2HS 4962-ANA	D7HZ 4612-C
B	D2HS 4962-ARA	D8HZ 4612-H	D	D2HA 4962-SA D2HS 4962-ARA	D2HZ 4612-AJ D8HZ 4612-H
C	D2HT 4962-AA D2HS 4962-ANA	D7HZ 4612-C	E	D8HT 4962-CA D2HS 4962-ASA	D9HZ 4612-A D7HZ 4612-D
D	D2HA 4962-SA D2HS 4962-ARA	D2HZ 4612-AJ D8HZ 4612-H	F	D7HT 4962-ARA	D7HZ 4612-L
E	D2HS 4962-AUA and D7HT 4962-ABA	D7HZ 4612-F and D7HZ 4612-J	G	D2HS 4962-ATA	D7HZ 4612-E
	D2HS 4962-ASA	D7HZ 4612-D	H	D2HS 4962-FA	D7HZ 4612-B
F	D7HT 4962-ARA D2HS 4962-ATA	D7HZ 4612-L D7HZ 4612-E	J	D7HT 4962-ANA D2HS 4962-ANA and D7HT 4962-ABA	D7HZ 4612-K D7HZ 4612-C and D7HZ 4612-J
G	D3HS 4962-MA and D7HT 4962-ABA	D7HZ 4612-G D7HZ 4612-J	K	D3HS 4962-AAA	D3HZ 4612-A
	D2HS 4962-FA	D7HZ 4612-B	L	D3HS 4962-MA	D7HZ 4612-G
H	D7HT 4962-ANA	D7HZ 4612-K	M	D3HS 4962-SA D7HT 4962-AKA and D3HS 4962-MA	D7HZ 4612-H D8HZ 4612-A and D7HZ 4612-G
K	D3HS 4962-AAA	D3HZ 4612-A		D3HS 4962-UA	D8HZ 4612-G
	D3HS 4962-MA	D7HZ 4612-G	N	D7HT 4962-ACA	D7HZ 4612-A
L	D2HS 4962-ANA D3HS 4962-SA	D7HZ 4612-C D7HZ 4612-H	P	D2HS 4962-AUA and D7HT 4962-ABA	D7HZ 4612-F and D7HZ 4612-J
			Q	D7HT 4962-ANA	D7HZ 4612-K
			R	D8HT 4962-CA	D9HZ 4612-A
			T	D3HS 4962-VA and D4HA 4962-DA	D2HZ 4612-K
				D2HS 4962-AUA	D7HZ 4612-F
			U	D2HS 4962-AZA	D2HZ 4612-J
			V	D7HT 4962-ACA	D7HZ 4612-A

1980/
TRUCK SERIES 600/900



CODE			EXPLANATION			CODE		
● Incl. control, ◆ Less control, ‡ Control								
POWER TRAIN B1 - B22, C1 - C2 — Cont'd						POWER TRAIN		
B17 Radiator Shutter						B18 Fan Shrouds		
CODE	ENG. NUMBER	SERVICE NUMBER	CODE	ENG. NUMBER	SERVICE NUMBER			
A	D7HT 8475-ZA	●D8HZ 8475-C	P	D7HT 8146-GB	D8HZ 8146-B			
B	E0HT 8475-AA	●D2HZ 8475-E		E0HT 8146-LB	D8HZ 8146-B			
	E1HT 8475-AB	E1HZ 8475-A	Q	D7HT 8146-JB	D8HZ 8146-C			
C	D7HT 8475-UA	●D7HZ 8475-A		E0HT 8146-KA	E0HZ 8146-F			
	E1HT 8475-JA		R	D2HA 8147-AA	D2HZ 8147-A (R.H.)			
D	D7HT 8475-AAA	●D8HZ 8475-D		E1HT 8147-CA				
G	D7HT 8475-JC	◆D8HZ 8475-A		E1HT 8148-CA				
	E0HT 8475-EA	‡D8HZ 8A175-A		D0HA 8148-M	D0HZ 8148-C (L.H.)			
	E1HT 8475-BA	E1HZ 8475-C		E2HT 8147-AA				
H	D7HT 8475-NB	◆D8HZ 8475-B		E2HT 8148-CA				
		‡D8HZ 8476-A		ED1E3HT 8146-BC				
K	D9HT 8475-DA	D9HZ 8475-A	S	D0HA 8147-R	D0HZ 8147-B (R.H.)			
L	D7HT 8475-ABA	●D8HZ 8475-F		D0HA 8148-L	D0HZ 8148-B (L.H.)			
M	D7HT 8475-VA	●D5HZ 8475-D		E1HT 8147-BA				
	E1HT 8475-GA			E1HT 8148-BA				
O	D7HT 8475-YA	●D5HZ 8475-C		ED1E3HT 8A247-AC				
	EDD7HT 8475-YA	D5HZ 8475-C	T	D7HT 8146-EA	D7HZ 8146-A			
	E1HT 8475-KA	E1HZ 8475-D	U	E2HT 8146-AA				
	E1HT 8475-DA		B19	Fuel Tank Part No. (L.H. Side or Inside) Engineering part number will be listed. Refer to Master Cross Reference List for service number.				
	EDE1HT 8475-DA	D5HZ 8475-C	B20	Fuel Tank Part No. (R.H. Side) Engineering part number will be listed. Refer to Master Cross Reference List for service number.				
B18 Fan Shrouds			B21	Driveshaft Support Plate for 4817 Shaft—(4831) Engineering part number will be listed. Refer to Master Cross Reference List for service number.				
CODE	ENG. NUMBER	SERVICE NUMBER	B22	Anti-skid Control				
2	D6HA 8146-GA	D6HZ 8146-C	D	Delete anti-skid control				
3	E1HT 8146-AB	E1HZ 8146-A	E	Eaton skid control				
7	C8HA 8146-B	C8HZ 8146-A	K	Kelsey skid control				
8	E1HT 8147-AC		C1	Intermediate Shaft Support Plate Engineering part number will be listed. Refer to Master Cross Reference List for service number.				
	E1HT 8148-AC		C2	Driveline Size Industry Designation (example 6C, 7C) of the Driveline size will be listed. (Refer to size chart in group 4851 SPEEDOMETER and TACH C3 - C11				
9	E0HT 8A247-AB	E0HZ 8146-D	C3	Tachometer				
	EDE1HT 8A247-AC	E1HZ 8146-N	X	Tachometer				
	EDE0HT 8A247-AB	E0HZ 8146-D	C4	Tachograph				
A	E0HT 8146-AC	E0HZ 8146-A	X	Tachograph—RPM				
E	D6HA 8146-CA	D6HZ 8146-B	C5	Speedograph				
F	D9HT 8146-FB	D9HZ 8146-B	X	Speedograph—MPH				
G	D9HT 8146-KD	D9HZ 8146-D	C6	Metric Speedometer/Export Decal				
H	D9HT 8146-HA	D9HZ 8146-C	1	Metric Speedometer				
I	D9HT 8146-LA	D9HZ 8146-E	2	Export Safety Decal				
	E1HT 8146-HA	E1HZ 8146-K	3	Both				
J	D9HT 8146-MB	D9HZ 8146-F						
	E1HT 8146-GA	E1HZ 8146-L						
K	E0HT 8146-CB	E0HZ 8146-B						
	E0HT 8146-MA	E1HZ 8146-B						
L	D4HA 8146-AB	D4HZ 8146-C						
	E1HT 8146-CA							
	E2HT 8146-BA							
M	E0HT 8146-DB	E0HZ 8146-C						
N	E0HT 8146-GA	E0HZ 8146-E						
	E0HT 8146-GB	E0HZ 8146-E						
	EDE0HT 8146-GB							
	EDE1HT 8146-DC	E1HZ 8146-M						

1980/
TRUCK SERIES 600/900



Click Here To Order
BUY IT NOW!
100% SATISFACTION GUARANTEED

CODE	EXPLANATION	CODE	EXPLANATION
	SPEEDOMETER and TACH C3 - C11 - Cont'd		CAB DETAIL
C7	Speedometer Gear Adapter (17294) Engineering part number prefix and suffix will be listed. Refer to Cross Reference List in Group 17294 of catalog for service number.	D2	R.H. Cowl Vent
		X	R.H. Cowl Vent
		D3	Roof Vent
		X	Roof Vent
C8	Tachometer Cable Engineering part number will be listed. Refer to Cross Reference listing in group 17260 of catalog.	D4	Tilt Air Assist
		X	Tilt Air Assist
		D5	Assist Handles
		1	L.H. Assist Handle
		2	R.H. and L.H. Assist Handles
C9	Speedometer Cable (17260)—(Longer, if Two) An abbreviated Prefix and Suffix will be listed. If the Suffix begins with "5" the basic number is 178351. If the Suffix begins with "6" the basic number is 17260. Refer to Cross Reference listing in group 17260 of catalog.	D6	Paint Option Special Paint Instructions will be listed in D.S.O. portion of T.S.L.
C10	Speedometer Cable (17260) - (Shorter, if Two) An abbreviated Prefix and Suffix will be listed. If the Suffix begins with "5" the basic number is 178351. If the Suffix begins with "6" the basic number is 17260. If neither "5" or "6" are listed, the basic number is 17260. Refer to Cross Reference listing in group 17260 of catalog.	D7	R.H. Visor
		X	R.H. Visor
		D8	Tinted Glass
		1	Tinted Windshield only
		2	Tinted Glass All Around
		D9	Retractable Seat Belts
		X	Retractable Seat Belts
C11	Instrumentation Package	D10	Arm Rests
X	Instrumentation Package	1	R.H. Arm Rest
	WHEELS, HUBS and DRUMS C12—C13	2	L.H. Arm Rest
C12	Front Wheel Seals	3	R.H. and L.H. Arm Rests
1	Stemco Front Wheel Seals		
C13	Rear Wheel Seals	D11	Matress
1	Stemco Rear Wheel Seals	1	Inner Spring
	CAB DETAIL D1—D18	2	Foam Rubber
D1	Type Cab	D12	Parallel Wipers
2	Chassis Cab with Butterfly Front End	1	Parallel Wipers (Air)
3	Chassis Cab w/Tilting Hood (A Line)	2	Parallel Wipers (Vacuum-Electric)
5	54" Non-Sleeper Aluminum w/Corner Windows (1980)	D13	Adjustable Steering Column
6	64" Non-Sleeper Aluminum w/Corner Windows (1980)	X	Adjustable Steering Column
8	Steel Cab (Non-Sleeper)	D14	Trim Color Trim Color will be listed.
C	Cowl		
F	Fire Truck—Chassis Cab		
S	Steel Cab (Sleeper)		
U	54" Non-Sleeper Aluminum w/o Corner Windows		
W	64" Non-Sleeper Aluminum w/o Corner Windows		
X	76" Sleeper Aluminum		
Y	88" Sleeper Aluminum		
Z	110" Sleeper Aluminum		

1980/
TRUCK SERIES 600/900



CODE	EXPLANATION	CODE	EXPLANATION
CAB DETAIL D1 - D18 — Cont'd		CAB DETAIL D17 - D22	
D15	Seat—Driver Side or Bench	D16	B-C-F-L Series Trim and Seats
10	Bench Seat Standard	EZ	Tobacco Trim w/Saddle Trim
11	Bench Seat Custom Cushion (1980)	FS	Gray Trim w/Polyknit Vinyl Bucket Seat
	Bench Seat w/Folding Back (1981)	FT	Caramel Trim w/Polyknit Vinyl Bucket Seat
12	Lear-Siegler Unison Action—Lo Back	GP	Tan-Saddle Trim w/Polyknit Vinyl Bucket Seat
13	Lear-Siegler Unison 675—Lo Back	HZ	Saddle Trim w/Knit and Vinyl Bucket Seat
14	Bostrom West Coaster—Lo Back	JZ	Saddle Trim w/Vinyl Bench Trim
15	Bostrom Level Aire—Lo Back	KP	Tan-Saddle w/Polyknit Vinyl Bench Seat
16	National Cush—N—Aire—Lo Back	LP	Tan-Saddle Trim w/HD Black Vinyl Bench Seat
17	National Fixed—Lo Back	LZ	Saddle Trim w/HD Black Vinyl Bench Seat
18	Lear-Siegler Neway Air Suspended—Lo Back	SA	Gray Trim w/Weave and Vinyl Bench Seat
19	Bostrom West Coaster II—Hi Back	SB	Gray Trim w/HD Black Vinyl Bench Seat
20	Bostrom Level Aire II—Hi Back	SC	Gray Trim w/Knit and Vinyl Bench Seat
21	National Cush—N—Aire—Hi Back	SD	Gray Trim w/Vinyl Bench Seat
22	National Fixed—Hi Back	TA	Caramel Trim w/Vinyl Bench Seat
D16	Trim and Type Seats	TB	Caramel Trim w/Knit and Vinyl Bench Seat
	B-C-F-L Series Trim and Seats	TC	Caramel Trim w/Polyknit Vinyl Bench Seat
AB	Blue Trim w/Vinyl Bench Seat	TD	Caramel Trim w/HD Black Vinyl Bench Seat
AD	Red Trim w/Vinyl Bench Seat	ZA	Tobacco Trim w/Vinyl Bench Seat
AS	Gray Trim w/Weave and Vinyl Bench Seat	ZB	Tobacco Trim w/HD Black Vinyl Bench Seat
	Black Lamar Vinyl Bench	ZC	Tobacco Trim w/Weave and Vinyl Bench Seat
AT	Nutmeg Trim w/Vinyl Bench Seat	ZD	Tobacco Trim w/Knit and Vinyl Bucket Seat
AZ	Tobacco Trim w/Vinyl Bench Seat	CL Series Trim and Seats	
	Saddle Trim w/Knit & Vinyl Bucket Seat (CL Series)	AZ	Saddle Trim w/Knit and Vinyl Bucket Seat
BA	Blue Trim w/Vinyl Bench Seat	BB	Blue Trim w/Polyknit Vinyl Bucket Seat
BB	Blue Trim w/Knit and Vinyl Bench Seat	BD	Red Trim w/Polyknit Vinyl Bucket Seat
	Blue Trim w/Poly Knit Vinyl Bucket Seat (CL Series)	BT	Caramel Trim w/Polyknit Vinyl Bucket Seat
BD	Blue Trim w/HD Black Vinyl Bench Seat	CP	Tan-Saddle Trim w/Polyknit Vinyl Bucket Seat
	Red Trim w/Knit and Vinyl Bench Seat	DB	Red Trim w/Polyknit Vinyl Bucket Seat
	Red Trim w/Polyknit Vinyl Bucket Seat (CL Series)	PC	Tan-Saddle Trim w/Polyknit Vinyl Bucket Seat
BS	Gray Trim w/HD Black Vinyl Bench Seat	TB	Caramel Trim w/Polyknit Vinyl Bucket Seat
BT	Nutmeg Trim w/Knit and Vinyl Bench Seat	ZA	Saddle Trim w/Knit and Vinyl Bucket Seat
	Caramel Trim w/Polyknit Vinyl Bucket Seat (CL Series)	Note:	HD Black Vinyl Seats are used with different Color Trim
BZ	Tobacco Trim w/HD Black Vinyl Bench Seat	D17	Type Seat—Passenger Side Only
CD	Red Trim w/Polyknit Vinyl Bench Seat	10	Lear-Siegler Unison Companion—Lo Back
CP	Tan-Saddle Trim w/Polyknit Vinyl Bucket Seat (CL Series)	11	Lear-Siegler Neway Companion—non-suspended—Lo Back
CS	Gray Trim w/Knit and Vinyl Bench Seat	12	Lear-Siegler Neway Companion—suspended—Lo Back
CT	Nutmeg Trim w/Polyknit Vinyl Bench Seat	13	Bostrom Companion—non-suspended—Lo Back
CZ	Tobacco Trim w/Weave and Vinyl Bench Seat	14	Bostrom West Coaster II—suspended—Lo Back
DA	Red Trim w/Vinyl Bench Seat	15	Bostrom Levelaire II—suspended—Lo Back
DB	Red Trim w/Knit and Vinyl Bench Seat	16	National Cush—N—Aire Companion—non-suspended—Lo Back
	Blue Trim w/HD Black Vinyl Bench Seat	17	National Cush—N—Aire—suspended—Lo Back
DC	Red Trim w/Polyknit Vinyl Bench Seat	18	Bostrom West Coaster II—non-suspended—Hi Back
DD	Red Trim w/HD Black Vinyl Bench Seat	19	Bostrom West Coaster II—suspended—Hi Back
DS	Gray Trim w/HD Black Vinyl Bucket Seats	20	Bostrom Levelaire II—suspended—Hi Back
DT	Nutmeg Trim w/HD Black Vinyl Bench Seat	21	National Cush—N—Aire Companion non-suspended—Hi Back
		22	National Cush—N—Aire—suspended—Hi Back

1980/
TRUCK SERIES 600/900



Click Here To Order

BUY IT NOW!



CAB DETAIL D1 - D-18 — Cont'd			CAB DETAIL		
CODE	EXPLANATION	SERVICE NUMBER	CODE	EXPLANATION	SERVICE NUMBER
D18	Battery Cable		D18	Battery Cable	
AA	D7HT 14300-AB (Left)	D7HZ 14300-A	BH	EDD9HT 14300-8DB (Left)	D9HZ 14300-BB
	D9HT 14300-CHA (Both)			D9HT 14300-BDC (Left)	D9HZ 14300-BB
AB	D7HT 14300-DB (Both)	D8HZ 14300-D		E2HT 14300-FA	
	D9HT 14300-CTA (Both)	D8HZ 14300-D	BI	D9HT 14300-BEA (Left)	D9HZ 14300-BC
AC	D7HT 14300-GB (Left)	D8HZ 14300-G		EDD9HT 14300-BEA (Left)	D9HZ 14300-BC
	D9HT 14300-CKA (Left)	D8HZ 14300-D		D9HT 14300-BEB (Left)	D9HZ 14300-BC
AD	D7HT 14300-HB (Left)	D8HZ 14300-H	BJ	D9HT 14300-BFA (Left)	D9HZ 14300-BD
	D9HT 14300-CLA (Left)	D8HZ 14300-H		EDD9HT 14300-BFA (Left)	D9HZ 14300-BB
AE	D7HT 14300-RB (Left)	D8HZ 14300-R		D9HT 14300-BFB (Left)	D9HZ 14300-BB
	D9HT 14300-CMA (Left)	D8HZ 14300-R	BK	D9HT 14300-BGA (Left)	D9HZ 14300-BG
AF	D7HT 14300-SB (Right)	D8HZ 14300-S	BL	D9HT 14300-BHA (Left)	D9HZ 14300-AG
	D9HT 14300-CNA (Right)	D8HZ 14300-S		D9HT 14300-BHB (Left)	D9HZ 14300-AG
AG	D7HT 14300-TA (Left)	D8HZ 14300-T		E2HT 14300-GA	
	D9HT 14300-CRA (Left)	D8HZ 14300-T	BM	D9HT 14300-BLA	D9HZ 14300-BL
AH	D7HT 14300-VA (Right)	D8HZ 14300-X	BN	D9HT 14300-BMA	D9HZ 14300-BN
	D9HT 14300-CSA (Right)	D8HZ 14300-X	BP	D9HT 14300-BNA	D9HZ 14300-BN
AI	D7HT 14300-ZA (Both)	D8HZ 14300-Z	BQ	D9HT 14300-BRA	D9HZ 14300-J
AJ	D9HT 14300-AAA (Left)	D9HZ 14300-AA	BR	D9HT 14300-BVA (Right)	D9HZ 14300-BY
	D9HT 14300-AAB (Left)	D9HZ 14300-AA		D9HT 14300-BVB (Right)	
AK	D9HT 14300-ABA (Right)	D9HZ 14300-K	BS	D9HT 14300-BYA (Right)	D9HZ 14300-BY
	D9HT 14300-ABB (Right)	D9HZ 14300-K		E2HT 14300-AA	
AL	D9HT 14300-ACA (Left)	D9HZ 14300-AM	BT	D9HT 14300-BZA (Both)	D9HZ 14300-CA
	E2HT 14300-GA			D9HT 14300-BZB (Both)	
AM	D9HT 14300-ADA (Both)	D9HZ 14300-K	BU	D9HT 14300-CAA (Left)	D9HZ 14300-CA
	D9HT 14300-ADB (Both)	D9HZ 14300-K		D9HT 14300-CAB (Left)	D9HZ 14300-CA
AN	D9HT 14300-AEA (Left)	D9HZ 14300-AE	BW	D9HT 14300-CCA (Left)	D8HZ 14300-E
AP	D9HT 14300-AFA (Left)	D9HZ 14300-AM		EDD9HT 14300-CCA (Left)	D9HZ 14300-CC
	D9HT 14300-AFB (Left)	D9HZ 14300-AM	BX	D9HT 14300-CDA (Left)	D8HZ 14300-F
	E2HT 14300-GA		BY	D9HT 14300-HA (Both)	D9HZ 14300-AA
AQ	D9HT 14300-AGA (Left)	D9HZ 14300-AG		D9HT 14300-HB (Both)	D9HZ 14300-AA
	D9HT 14300-AGB (Left)	D9HZ 14300-AG	BZ	D9HT 14300-KA (Right)	D9HZ 14300-K
AR	D9HT 14300-AHA (Left)	D9HZ 14300-AT		D9HT 14300-KB (Right)	D9HZ 14300-K
	EDD9HT 14300-AHA (Left)	D9HZ 14300-AT	CA	D9HT 14300-NB (Left)	D9HZ 14300-N
AS	D9HT 14300-AJA (Left)	D9HZ 14300-L	CB	D9HT 14300-RB (Both)	D9HZ 14300-R
AT	D9HT 14300-AKA (Left)	D9HZ 14300-AE	CC	D9HT 14300-SA (Both)	D9HZ 14300-S
AU	D9HT 14300-ALA (Both)	D9HZ 14300-Y		D9HT 14300-SB (Both)	D9HZ 14300-S
AV	D9HT 14300-AMA (Left)	D9HZ 14300-AM	CD	D9HT 14300-VA (Left)	D9HZ 14300-AZ
	D9HT 14300-AMB (Left)	D9HZ 14300-AM		D9HT 14300-VB (Left)	D9HZ 14300-AZ
AW	D9HT 14300-ANA (Both)	D9HZ 14300-AU	CE	D9HT 14300-YA (Both)	D9HZ 14300-Y
	D9HT 14300-ANB (Both)	D9HZ 14300-AU		D9HT 14300-YB (Both)	D9HZ 14300-Y
AX	D9HT 14300-ARB (Left)	D9HZ 14300-AM	CF	EDD9HT 14300-ZA (Left)	D9HZ 14300-BB
	D9HT 14300-ARC (Left)	D9HZ 14300-AM		D9HT 14300-ZB (Left)	D9HZ 14300-BB
AY	D9HT 14300-ASA (Left)	D9HZ 14300-AY	CG	E0HT 14300-AA (Left)	E0HZ 14300-B
	D9HT 14300-ASB (Left)			EDE0HT 14300-AB (Left)	E0HZ 14300-A
AZ	D9HT 14300-ATA (Left)	D9HZ 14300-AT		E0HT 14300-AC (Left)	E0HZ 14300-A
	EDD9HT 14300-ATA (Left)	D9HZ 14300-AT		E2HT 14300-AAA (Left)	
	D9HT 14300-ATB (Left)	D9HZ 14300-AT	CH	E0HT 14300-BA (Left)	E0HZ 14300-B
BA	D9HT 14300-AUA (Left)	D9HZ 14300-AU		EDE0HT 14300-BB (Left)	E0HZ 14300-B
	D9HT 14300-AUB (Left)	D9HZ 14300-AU		E0HT 14300-BC (Left)	
BB	D9HT 14300-AVA (Right)	D9HZ 14300-S	CI	E0HT 14300-CA (Left)	E0HZ 14300-C
	D9HT 14300-AVB (Right)			EDE0HT 14300-CB (Left)	E0HZ 14300-C
BC	D9HT 14300-AYA (Left)	D9HZ 14300-AY		E0HT 14300-CC (Left)	E0HZ 14300-C
	D9HT 14300-AYB (Left)	D9HZ 14300-AY	CJ	D9HT 14300-JB (Left)	D9HZ 14300-J
BD	D9HT 14300-AZB (Both)	D9HZ 14300-AZ	CK	D9HT 14300-LB (Left)	D9HZ 14300-L
	D9HT 14300-AZC (Both)	D9HZ 14300-AZ	CL	D9HS 14300-AAA (Left)	
BE	D9HT 14300-BAA (Left)	D9HZ 14300-AZ	CM	D9HS 14300-ABA (Left)	
BF	D9HT 14300-BBA (Left)	D9HZ 14300-BB	CN	D9HS 14300-ACA (Left)	
	EDD9HT 14300-BBA (Left)	D9HZ 14300-BB	CP	D9HS 14300-AYA (Left)	
	D9HT 14300-BBB (Left)	D9HZ 14300-BB			
BG	EDD9HT 14300-BCA (Left)	D9HZ 14300-BC			
	D9HT 14300-BCB (Left)	D9HZ 14300-BC			

1980/
TRUCK SERIES 600/900



CODE		EXPLANATION	CODE	
		CAB DETAIL D1 - D18 — Cont'd	MISCELLAN	
D18		Battery Cable — Cont'd	E6	Fan Clutch
CODE	ENG. NUMBER	SERVICE NUMBER	1	Bendix Fan Clutch
CQ	D9HS 14300-AZA (Left)		2	Schwitzer Fan Clutch
CR	D9HS 14300-VA (Left)		3	Eaton Fan Clutch
CS	D9HS 14300-YA (Left)		4	Rockford Fan Clutch
CW	E1HT 14300-EA (Right)	E1HZ 14300-C	5	Evans Fan Clutch
CX	E1HT 14300-FA (Right)	E1HZ 14300-D	E7	California Emission System
DA	E1HT 14300-BA	D8HZ 14300-S	X	California Emission System
DC	E1HT 14300-CA (Left)	E1HZ 14300-C	E8	Automatic Slack Adjusters
	E1HT 14300-EA (Left)		X	Automatic Slack Adjusters
DD	E1HT 14300-DA (Left)	E1HZ 14300-D	E9	Digital Clock
	E1HT 14300-FA (Left)		X	Digital Clock
		MISCELLANEOUS E1—E26	E10	Mirrors
E1	Air Conditioner		A	R.H. and L.H. Western Mirrors (Painted) without clearance lights
1	Manual Air Conditioner (Cab Only) (CL Only)		B	R.H. and L.H. Western Mirrors (Painted) w/Lights
2	Automatic Temp. Control Air Conditioner (Cab Only)		C	R.H. and L.H. Western Mirrors (Stainless) w/o Clearance Lights
3	Manual A/C w/Auxiliary A/C (Cab and Sleeper Only)		D	R.H. and L.H. Western Mirrors (Stainless) w/Lights
4	Automatic Temp. Control w/Auxiliary A/C (Cab and Sleeper)		E	R.H. and L.H. Western Mirrors (Stainless) Heated
X	Air Conditioner (C-F-L Series)		F	R.H. and L.H. Retrac Western Mirrors (Painted)
E2	Heater or Delete Heater		G	R.H. and L.H. Western Mirrors (Stainless)-Heated and Lighted
1	Deluxe—Fresh Air—F600-F700		9	R.H. and L.H. Western Mirrors (Painted) w/o Clearance Lights (F600 Only)
2	Fresh Air—C-CT and L Series—Gas Standard		E11	Convex (diminishing) Mirrors
3	Hi-Output—L Series—Diesel and/or A/C standard and gas option		1	Convex Mirrors Painted
4	CL-CLT Series—w/o Air Conditioning		2	Convex Mirrors Stainless Steel
5	Hi-Output Heater w/Hi Level Vent—B-F Series		E12	Air Shield Brackets
D	Delete Heater		X	Optional Air Shield Brackets
E3	Radio		E13	Oil Cooler
1	Push Button Radio—AM		X	Oil Cooler
2	Manual Radio—AM		E14	Special Options
3	Radio AM/FM Monaural		1	Silicon Heater Hoses
4	Radio AM/FM Multiplex Stereo		2	Both Heater and Radiator Hoses
5	AM/FM Multiplex Stereo w/Tape		X	Silicone Radiator Hoses (1980)
E4	Air Horns			Silicone Hose Package (1981)
2	Dual Air Horns		E15	Optional Front Bumper
G	Grover Air Horns		1	Bright Aluminum Front Bumper
E5	Electric Horns		2	Chrome Front Bumper
1	Single Electric Horn		3	Aluminum Front Bumper (Painted)
2	Dual Electric Horns		4	Steel Front Bumper Cut-off (Painted)
			5	Argent Decor Group Bumper
			6	Bright Aluminum Front Bumper Deep w/Lights

1980/
TRUCK SERIES 600/900



CODE	EXPLANATION	CODE		
MISCELLANEOUS E1 - E26 — Cont'd		MISCELLA		
E16	Bright Grille and Guard	E25	Battery Cable —	
1	Bright Grille (incl. surround on L Series) @	CODE	ENG. NUMBER	SERVICE NUMBER
2	Grille Guard	FD	D7HT 14301-EC (Both)	D8HZ 14301-E
3	Bright Grille and Guard		D9HT 14301-CAA (Both)	D8HZ 14301-E
4	Argent Grille (Bus)	FE	D7HT 14301-HC (Left)	D8HZ 14301-H
D	Grille Surround Delete		D9HT 14301-CBA (Left)	D8HZ 14301-H
X	Bright Grille Surround @ Surround not included with PTO	FG	D7HT 14301-JC (Right)	D8HZ 14301-J
			D9HT 14301-CCA (Right)	D8HZ 14301-J
E17	Magnetic Trap-Drain Plug	FH	D7HT 14301-LC (Left)	D8HZ 14301-L
X	Drain Plug		D9HT 14301-CDA (Left)	D8HZ 14301-L
E18	Tow Hooks	FI	D7HT 14301-NC (Left)	D8HZ 14301-N
1	Tow Hooks-Rear		D9HT 14301-CEA (Left)	D8HZ 14301-N
2	Tow Hooks-Front and Rear	FJ	D7HT 14301-RC (Right)	D8HZ 14301-R
X	Tow Hooks-Front		D9HT 14301-CFA (Right)	D8HZ 14301-R
E19	Main Frame (B-C-CL-CLT-F Series) Prefix and Suffix of Frame (5005) appear. Refer to Master Cross Reference List Form FPS 7425 for service number or refer to group 5005 in catalog.	FK	D7HT 14301-SC (Both)	D8HZ 14301-S
	(L-LN-LNT-LT-LTS Series) Prefix and Suffix of Reinforcements appear. Order Frames through Special Order Section giving Vehicle Serial Number.	FL	D7HT 14301-UB (Both)	D8HZ 14301-S
			D9HT 14301-CHA (Both)	D8HZ 14301-U
		FM	D9HT 14301-AAA (Both)	D9HZ 14301-AH
			D9HT 14301-AAB (Both)	D9HZ 14301-AH
		FN	D9HT 14301-ABA (Left)	D9HZ 14301-AC
			D9HT 14301-ABB (Left)	D9HZ 14301-AC
		FP	D9HT 14301-ACA (Both)	D9HZ 14301-AC
			D9HT 14301-ACB (Both)	D9HZ 14301-AC
		FQ	D9HT 14301-ADA (Left)	D9HZ 14301-S
			EDD9HT 14301-ADA (Left)	D9HZ 14301-S
			D9HT 14301-ADB (Left)	D9HZ 14301-S
			E2HT 14301-FA	
E20	Paint Stripe	FR	D9HT 14301-AEB (Left)	D9HZ 14301-AE
1	Vista Orange		D9HT 14301-AEC (Left)	D9HZ 14301-AE
2	Gold Metallic		E2HT 14301-GA	
3	Coral (1980) Red (1981)	FS	D9HT 14301-AFA (Left)	D9HZ 14301-AF
4	Paint Accent Group		D9HT 14301-AFB (Left)	
5	Light Multitone Tape Stripe	FT	D9HT 14301-AGA (Left)	D9HZ 14301-AE
6	Dark Multitone Tape Stripe		D9HT 14301-AHA (Both)	D9HZ 14301-AH
7	Paint Accent and Light Tape Stripe		D9HT 14301-AHB (Both)	D9HZ 14301-AH
8	Paint Accent and Dark Tape Stripe	FV	D9HT 14301-AJA (Left)	D9HZ 14301-AJ
X	Paint Stripe	FW	EDD9HT 14301-AKA (Left)	D9HZ 14301-X
E21	Type - Walking Beams-Tandem		D9HT 14301-AKB (Left)	D9HZ 14301-Y
1	Steel - 50"	FX	EDD9HT 14301-ALA (Left)	D9HZ 14301-AL
2	Aluminum - 50"	FY	D9HT 14301-AMA (Left)	D9HZ 14301-Z
3	Aluminum - 52"	FZ	D9HT 14301-ANA (Left)	D9HZ 14301-AF
4	Steel - 54"		D9HT 14301-ANB (Left)	D9HZ 14301-AF
5	Steel - 60"	GA	D9HT 14301-ARA	D9HZ 14301-AR
6	Steel - 56"	GB	D9HT 14301-ASA (Both)	D9HZ 14301-AS
7	Steel - 52"		D9HT 14301-ASB (Both)	D9HZ 14301-AS
E22	Owner Operator "C" (Exterior)	GC	D9HT 14301-ATA (Left)	D9HZ 14301-AF
X	Owner Operator Option "C" (CL-CLT only) (incl. bright grille surround, spec. mirrors, bright turn signal mounting base, bright aluminum bumper, bright muffler, dual rectangular headlamps, dual Grover horns, torpedo roof marker lights, bright fuel cap).		D9HT 14301-ATB (Left)	D9HZ 14301-AF
		GD	D9HT 14301-AUA (Both)	D9HZ 14301-AU
			D9HT 14301-AUB (Both)	
E25	Battery Cable	GE	D9HT 14301-AVA (Left)	D9HZ 14301-AV
CODE	ENG. NUMBER		D9HT 14301-AVB (Left)	D9HZ 14301-AV
FA	D7HT 14301-AC (Left)	GF	D9HT 14301-AYA (Both)	D9HZ 14301-AC
	D9HT 14301-BVA (Left)	GG	D9HT 14301-AZA (Left)	D9HZ 14301-AZ
FB	D7HT 14301-BC (Right)		D9HT 14301-AZB (Left)	D9HZ 14301-AZ
	D9HT 14301-BYA (Right)	GH	D9HT 14301-BBA	D9HZ 14301-AS
			D9HT 14301-BBB (Both)	D9HZ 14301-AS
		GI	D9HT 14301-BCA (Left)	D9HZ 14301-AV
			D9HT 14301-BCB (Left)	

1980/
TRUCK SERIES 600/900



MISCELLANEOUS E1 - E26 — Cont'd			MISCELLANEOUS E1 - E26 — Cont'd		
CODE	ENG. NUMBER	SERVICE NUMBER	CODE	ENG. NUMBER	SERVICE NUMBER
E25	Battery Cable — Cont'd		E25	Battery Cable — Cont'd	
GJ	D9HT 14301-BDA (Both)	D9HZ 14301-AZ	HK	D9HS 14301-ASA (Left)	
	D9HT 14301-BDB (Both)			E0HT 14301-CC (Left)	E0HZ 14301-C
GK	D9HT 14301-BEA (Left)	D9HZ 14301-AE	HL	D9HS 14301-TA (Left)	
	D9HT 14301-BEB (Left)	D9HZ 14301-AE	HM	D9HS 14301-VA (Left)	
GL	D9HT 14301-BFA (Left)	D9HZ 14301-S	HN	D9HT 14301-HB (Left)	
	EDD9HT 14301-BFA (Left)	D9HZ 14301-S	1A	E1HT 14301-AA (Left)	D9HZ 14301-AU
	D9HT 14301-BFB (Left)	D9HZ 14301-AF	1C	E1HT 14301-CA (Left)	E1HZ 14301-C
GM	D9HT 14301-BGA (Left)	D9HZ 14301-AL		E1HT 14301-CB (Left)	
	EDD9HT 14301-BGA (Left)	D9HZ 14301-AL	1D	E1HT 14301-DA (Left)	E1HZ 14301-D
	D9HT 14301-BGB (Left)			E1HT 14301-DB (Left)	
GN	D9HT 14301-BKA	D9HZ 14301-BL	E26 Mufflers		
GP	D9HT 14301-BLA	D9HZ 14301-BL	AA	D5TA 5225-BDA	D5TZ 5230-AH
GQ	D9HT 14301-BMA (Right)	D9HZ 14301-BM		E0HT 5225-MA	D5TZ 5230-AH
	D9HT 14301-BMB (Right)	D9HZ 14301-BM	AB	E0HT 5225-EA	D8HZ 5230-AE
	E2HT 14301-AA			E0HT 5225-EB	D8HZ 5230-AE
GR	D9HT 14301-BNA (Right)	D9HZ 14301-BM		E2HT 5225-BHA	D8HZ 5225-AE
GS	D9HT 14301-BTA (Left)	D8HZ 14301-G	AC	E0HT 5225-DA	D8HZ 5230-U
	EDD9HT 14301-BTA (Left)	D9HZ 14301-BT		E0HT 5225-DB	D8HZ 5230-U
GT	D9HT 14301-BUA (Left)	D8HZ 14301-F	AD	D7HA 5225-ANA	D8HZ 5230-AA
	EDD9HT 14301-BUA (Left)	D9HZ 14301-BU		E0HT 5225-GA	
GU	D9HT 14301-EA (Both)	D9HZ 14301-N	AE	D7HT 5225-BEA	D8HZ 5230-AB
	D9HT 14301-EB (Both)		AF	E0HT 5225-AA	E0HZ 5230-A
GV	D9HT 14301-KB (Left)	D9HZ 14301-K		E0HT 5225-AB	
GW	D9HT 14301-LB (Both)	D9HZ 14301-L	AG	E0HT 5225-CA	E0HZ 5230-B
GX	D9HT 14301-MA (Both)	D9HZ 14301-M	AH	E1HT 5225-DA	
GY	D9HT 14301-NA (Both)	D9HZ 14301-N	AI	D7HT 5225-BTA	D8HZ 5230-AC
	D9HT 14301-NB (Both)	D9HZ 14301-N	AJ	D7HT 5225-CLA	D8HZ 5230-AF
GZ	D9HT 14301-SA (Left)	D9HZ 14301-S		E3HT 5225-JA	E1HZ 5230-AJ
	EDD9HT 14301-SA (Left)	D9HZ 14301-S	AK	E0HT 5225-FA	D8HZ 5230-T
	D9HT 14301-SB (Left)	D9HZ 14301-AF	AL	D7HT 5225-BNA	D8HZ 5230-AD
HA	D9HT 14301-TA	D9HZ 14301-F	AM	E1HT 5225-BA	E1HZ 5230-A
HB	D9HT 14301-UA (Left)	D9HZ 14301-H	AN	E1HT 5225-EA	E1HZ 5230-C
HC	EDD9HT 14301-VB (Left)	D9HZ 14301-S	AP	E1HT 5225-FA	E1HZ 5230-D
	D9HT 14301-VC (Left)	D9HZ 14301-S	AQ	E1HT 5225-JA	E1HZ 5230-AJ
HD	EDD9HT 14301-YA (Left)	D9HZ 14301-Y	BD	D8HT 5230-CA	D8HZ 5230-B
	D9HT 14301-YB (Left)	D9HZ 14301-Y	BL	D8HT 5230-AA	D8HZ 5230-AV
HE	D9HT 14301-ZA (Left)	D9HZ 14301-Z	BM	D7HT 5230-FZA	D8HZ 5230-AW
HF	E0HT 14301-AA (Left)	E0HZ 14301-A		E0HT 5230-JA	D8HZ 5230-AW
	EDE0HT 14301-AB (Left)	E0HZ 14301-A	BP	D7HT 5230-FMA	D8HZ 5230-AJ
	E0HT 14301-AC (Left)	E0HZ 14301-A	BQ	D7HT 5230-FNA	D8HZ 5230-AK
HG	E0HT 14301-BA (Both)	E0HZ 14301-B	BS	E0HT 5230-LA	D8HZ 5230-AL
	EDE0HT 14301-BB (Both)	E0HZ 14301-B	BW	D8HT 5230-BA	D8HZ 5230-AT
	D9HT 14301-BZA (Both)	D8HZ 14301-D	BX	D7HT 5230-GEA	D8HZ 5230-AU
HH	E0HT 14301-CA	E0HZ 14301-C		E0HT 5230-KA	D8HZ 5230-AU
	EDE0HT 14301-CB	E0HZ 14301-C	CA	D9HT 5230-AFC	D9HZ 5230-A
HI	D9HT 14301-FB (Left)	D9HZ 14301-F		E2HT 5230-ANA	D9HZ 5230-A
HJ	D9HT 14301-HB (Left)	D9HZ 14301-H	CB	D9HT 5230-AGB	D9HZ 5230-B
	D9HT 14301-FH (Left)		CE	E2HT 5225-RB	
	EDE0HT 14301-BB (Left)	E0HZ 14301-B	CF	E2HT 5225-SB	
	E0HT 14301-BC (Left)		CI	ED E2HT 5230-ANA	

1980/
TRUCK SERIES 600/900



TRUCK SPECIFICATION LIST (TSL) –

An improved T.S.L. for Kentucky-built trucks was put into use on March 15, 1981 for LTL9000 units and on April 1, 1981 for the balance of trucks produced at Kentucky Truck. An example of this free-flow type T.S.L. is shown in column's 41, 42 and 43.

The In-Cab T.S.L. copy is located on the left sun visor (common position for all completed trucks) enclosed in a clear plastic sleeve. The T.S.L. will be included with the boxed parts for buses and stripped chassis.

Each new T.S.L. includes general information such as:

- Dealer order number
- Series and model
- Wheelbase
- Serial Number (last eight digits of vin number)
- D.S.O. reference number

In addition, a listing appears in commodity code sequence which includes:

- Commodity Code (0405)
 - Quantity required will be 1 unless indicated otherwise
 - Engineering part number (EOHT 4602-NCA)
 - T.S.L. description (Driveshaft assy.)
 - Part description – additional descriptive and proprietary information for U.S. Units only
 - Type part includes D.S.O. Option number, if applicable
- If blank, part is standard equipment or R.P.O. on this vehicle.

Commodity codes appear in numerical sequence on each T.S.L. and have been arranged as follows:

First Two Digits of Code	Major group	First Two Digits of Code	Major Group
01	Wheels, Hubs and Drums	10	Alternator, Battery, Cluster and Starter
02	Brakes	02	Brakes
03	Front Axle and Steering	20	Cab Detail
04	Rear Axle and Driveshaft	12	Distributor and Governor
05	Frame, Suspension and Exhaust	06	Engine
06	Engine	16	Fenders, Hood and Running Boards
07	Transmission and Clutch	05	Frame, Suspension and Exhaust
08	Radiator and Grille	03	Front Axle and Steering
09	Fuel System and Manifolds	09	Fuel System and Manifolds
10	Alternator, Battery, Cluster and Starter	18	Heater, Air Conditioning, Radio and Shock Absorbers
12	Distributor and Governor	13	Lamps and wiring
13	Lamps and wiring	99	Paint
16	Fenders, Hood and Running Boards	08	Radiator and Grille
17	Speedometer, Mirrors, Bumper and Wipers	04	Rear Axle and Driveshaft
18	Heater, Air Conditioning, Radio and Shock Absorbers	17	Speedometers Mirrors, Bumper and Wipers
20	Cab Detail	07	Transmission and Clutch
99	Paint	01	Wheels, Hubs and Drums

The second two digits of each code identify specific parts within a major group.

Once the engineering number has been determined from the Commodity Code Listing, use the Master Cross Reference and/or Master Parts Catalog to select the service part number required. D.S.O. parts should be ordered through your Master Parts Distribution Center.

ADDITIONAL COPIES T.S.L.

For model years 1978/, order from the "Ford Parts and Service Division, Special Order Section P.O. Box 3020 Livonia, Mich. 48151". (Cost per T.S.L. \$3.00 each)

1980/
TRUCK SERIES 600/900



FORD MOTOR COMPANY

1981/

HTM0 7125 (FORM NUMBER)

DEALER ORDER #82 Y68425

SERIES LTL9000

WHEELBASE 204

SERIAL #1FDYA92W7CV A00070

PAGE 1

DSO #A4.0620

⊕ CODE	QTY	PART NUMBER	TSL DESCRIPTION	PART DESCRIPTION	TYPE PART	DSO OPTION
⊕ Commodity Code						
WHEELS, HUBS and DRUMS						
0102	2	D7HT 1013-CA	Hub & drum (frt)	K359 Spider & drum 3445-1		
0104	4	D7HT 1113-TA	Hub & drum (rr)	D132 14171-051 Alt Sa		
0106	2	E0HT 1190-AA	Seal (frt wheel)	Ret. 2036		
0107	4	D5HA 1175-AA	Seal (rear wheel)	Retainer 2106		
0108	10	D7HT 1030-AEA	Wheels	F556 Rim 30391 22.5		
0108	12	D3TA 1042-A2A	Wheels (clamp)	K359 Clamp WP722		
BRAKES						
0202	4	D5TA 2C212-GA	Anti-skid control	671281-Disc-E255		
0203	2	D0HA 2A449-A	Anti-skid delete	C283086 Valve assy.		
0205		E0HT 2010-KA	Brake (frt) RH	BG-1540-280-R672		
0206		E0HT 2011-LA	Brake (frt) LH	BG-1540-283-R672		
0207	2	E0HT 2209-TA	Brake (fwd rr or rr)	QM-1657-434-R672		
0207	2	E0HT 2210-TA	Brake (fwd rr or rr)	QM-1657-433-R672		
0211		D5HA 2K119-BA	Brake (parking)	Valve 287179		
0211		D5TA 2K119-AA	Brake (parking)	Valve L287181		
0213	2	D7HT 2025-FA	Chamber (frt brake)	69131-Chmbr-W065		
0214	4	D4HA 2225-DA	Chamber (rr brake)	R712A Chmbr cert del		
0217	3	D9HT 2A131-BA	Ejector (brake moist)	L283174 valve assy.		
0220		D5HS 15436-MA	Lines (air & elect)	M747 alt pt D9HT15436AA		
0220		D8HS 2A138-MA	Lines (air & elect)	Hose trailer emer	DSO	0860203 030
0220		D8HS 2A138-NA	Lines (air & elect)	Hose trailer serv	DSO	0860203 030
0223		D5HA 2B200-AB	Tractor package	Valve L288295		
0223		E0HT 2B200-CA	Tractor Package	B378 101849 Valve assy.		
0224		D3HA 2A622-AA	Valve (air control)	Valve L283040		
0226		C1TT 2A208-C	Valve (frt wheel lim)	Valve L229507		
0226		D0HA 2A208-B	Valve (frt wheel lim)	Valve 283044		
FRONT AXLE and STEERING						
0301		D7HT 3010-RA	Axle assy. (frt)	147-6382 12' beam		
0301		D0HA 3146-N	Axle assy. (frt)	370-3732-12 arm		
0302		D7HT 3B139-CC	Column (strg) adj	E173 brkt asy-stng col su		
0303		E1HT 3N503-AA	Gear assy (strg)	Gear assy HF64122		
0304		EDD9HT 3606BA	Pump (power strg)	E259 11608-4		
0305		D0HA 3280-A	Rod assy (tie)	T210 rod assy.		
0306		D7HT 3600-AB	Wheel (strg)	Whl assy stng		
REAR AXLE and DRIVE SHAFT						
0401	2	D8HS 4962-AA	Arm (fwd rr or rr)	Torg arm fwd	DSO	0871044 246
0403		D9HS 4A298-BA	Axle assy (fwd rr)	Axle fwd rear	DSO	0812016 020
0404		D9HS 4A297-BA	Axle assy (rr or rr rr)	Axle rear rear	DSO	0812016 020
0405		D7HT 4602-BMA	Dr/sht assy	Driveshaft assy		0871044 246
0406		D3HA 4964-DA	Dr/sht (inter axle)	interaxle shaft		0871044 246
0408		D0HA 4831-BD	Plate (dr/cpl sht supt)	Plate supp first		0871044 246
0410		D7HT 4817-CRA	Shaft (cpl)	Coupling first		0871044 246
0413		C8HA 4851-AF	Yoke (rr axle)	Yoke rear input		0871044 246
0413		D2HS 4851-AA	Yoke (rr axle)	Yoke forw input		0871044 246
0413		C8HA 4858-AG	Yoke (rr axle)	Yoke forw output		0871044 246



Click Here To Order

BUY IT NOW!



INDEX

PART NAME	GROUP NUMBER	PART NAME	GROUP NUMBER
● This is a Body Group Number, listed numerically following group 19B969 of this catalog.			
Antenna kit (radio receiver)	18813	Lamp assy. kit (all weather sealed beam)	15200
Chassis assy. (radio receiver)	18806	License plate frame kit	17A387
Child seat kit (tot guard)	19E535	Lighter kit (cigar)	15A044
Cigar lighter kit	15A044	Mat (front floor)	● 13086
Coolant recovery kit	8522	Moulding kit (door outside rear edge)	● 20910
Door edge guard kit	● 20910	Outside rear view mirror kit	17696
Fire extinguisher kit	19B540	Radio antenna kit	18813
Frame (license plate)	17A387	Radio chassis assy.	18806
Front floor mat	● 13086	Radio receiver kit	18805
Guard kit (splash shield)	16A550	Reflector flare kit	19E500
Horn kit	13800	Splash guard kit (rear wheel)	16A550
Jack assy.	17080	Spotlight & bracket kit	15313
KIT - refer to appropriate noun name For example Guard kit (splash shield)	16A550	Vanity mirror kit	17A679

1980/
TRUCK SERIES 600/900

ALPHA



Click Here To Order

BUY IT NOW!



INDEX

PART NAME	GROUP NUMBER	PART NAME	GROUP NUMBER
Notes: Δ Refer to page 1 of Paint Section			
A		A — Cont'd	
Absorber Assy. (cab suspension shock)	18A160	Adapter assy. (speedo. corrector) refer section 172	17294
Accelerator assy.	9725	Adapter assy. (tachometer drive gear)	17375
Accumulator hose assy. (A/C refrigerant line)	19C836	Adapter kit (front mounted P.T.O drive)	7A772
Actuator (brake shoe adjusting lever)	2B344	Adapter kit (P/S reservoir to pump)	3A695
Actuator (P/S gear)	3E565	Adapter kit (tachometer drive)	17A330
Actuator assy. (brake air hydraulic power)	2B571	Adhesives	Δ
Actuator assy. (emission throttle positioner control)	9F441	Adjuster (rear axle differential bearing)	4067
Actuator assy. (front air brake)	2B002	Adjuster (speed control connector)	9C876
Actuator assy. (steering column lock)	3E723	Adjuster assy. (front air brake)	2308-9
Adaptor assy. (whl. trim retainer)	1K019	Adjuster assy. (rear air brake)	2314-5
Adapter assy. (whl./valve)	1W501-2	Adjustment (carb. secondary diaphragm assy.)	9C504
Adapter (A/C automatic temp. control sensor)	19D857	Air brake compressor assy.	2875
Adapter (A/C refrigerant line)	19D695	Air brake repair kit (front wedge activated)	2B209
Adapter (brake air chamber)	2L248	Air conditioner refrigerant	Δ
Adapter & plate assy. (eng. air cleaner)	9E622	Alternator (mounting parts)	10A313
Adapter (cab suspension control arm)	5B400	Alternator assy.	10346
Adapter (brake air compressor governor)	2A896	Alternator regulator kit (replacement)	10316
Adapter (brake air compressor mounting)	2A880	Ammeter (instrument cluster)	10850
Adapter (brake master cylinder mounting)	2B286	Amplifier assy. (exhaust gas recirculation vacuum)	9E451
Adapter (carb. air cleaner duct tube)	9B676	Amplifier assy. (ignition current)	12A027
Adapter (eng. camshaft drive gear)	6A255	Amplifier assy. (speed control)	9D843
Adapter (eng. crankshaft damper)	6A329	Anchor (clutch pedal assist spring)	7A565
Adapter (eng. flywheel to trans.)	6A369	Anchor (emergency indicator switch mounting strap)	13B322
Adapter (eng. oil filler)	6A868		
Adapter (exhaust temperature indicator)	10B873	Anchor (turn indicator switch mounting strap)	13B322
Adapter-fan clutch spacer	8B608	Antenna assy. (radio)	18813
Adapter (front mounted P.T.O. drive)	7A772	Anti-rattle (radiator grille upper panel)	8457
Adapter (front turn indicator lamp)	13370	Anti-squeak (radiator supply tank)	8-8300-1
Adapter (fuel injection pump)	9N383	Anti-squeak (spring)	5586
Adapter (fuel vapor purge tube to air cleaner)	9D692	Apron (front fender)	16054-5
Adapter (intake manifold)	9K426	Arm (accelerator pedal throttle)	9798
Adapter (muffler inlet pipe)	5B255	Arm (air compressor belt adjusting)	2A942-3
Adapter (oil pressure tube to cylinder)	9W295	Arm (cab lock)	5K358
Adapter (P/S cyl. pressure line)	3D644	Arm (cab lock camshaft control)	5108
Adapter (P/S pump mounting)	3K505	Arm (cab retaining)	5358
Adapter (power divider oil filter)	4428	Arm (clutch release shaft adjusting)	7B506
Adapter (radiator shutter)	8K025	Arm (eng. valve rocker)	6564
Adapter (rear axle shaft stud)	1142	Arm (exhaust air supply pump belt adjustment)	9B452
Adapter (rear suspension beam end bushing)	5871	Arm (front axle spindle)	3130-1
Adapter (speedo. cable drive tip)	17B322	Arm (front axle spindle steering)	3146
Adapter (tachometer cable drive tip)	17B322	Arm (rear axle torque)	4612, 4962
Adapter (tilt cab bleeder port)	5C353		
Adapter (trans. countershaft rear bearing)	7B222	Arm (rear view outside mirror to mirror head)	17743
Adapter (trans. cross shaft housing to case)	7A197	Arm (steering gear sector shaft)	3590
Adapter (trans. gearshift lever ball)	7E366	Arm (steering idler)	3355
Adapter (trans. rear shift pipe)	7K077	Arm (trans. control valve pedal)	7907
Adapter (trans. to eng.)	7E361	Arm (trans. gearshift)	7243
Adapter (water temperature indicator sender)	10911	Arm (trans. gearshift rocker)	7410
Adapter (water temperature switch to intake manifold)	18271	Arm (trans. shift control front rod to crank)	7A370
Adapter (wiring)	14359	Arm (windshield wiper motor output)	17A436
Adapter assy. (alternator regulator)	10N300	Arm assy. (cab to frame suspension)	5402
Adapter assy. (backup lamp switch wire)	15A546	Arm assy. (cab to frame suspension-rear)	5C064
Adapter assy. (brake front wheel disc)	2B540-1	Arm assy. (carb. metering rod)	9D819
Adapter assy. (distributor base)	12A217	Arm assy. (exhaust air supply pump adj.)	9F492
Adapter assy. (eng. crankcase vent)	6A665	Arm assy. (fuel pump rocker)	9376
Adapter assy. (fan spacer)	8B653	Arm assy. (rear view outside mirror)	17742
Adapter assy. (P/S gear control valve)	3E608	Arm assy. (windshield wiper mounting)	17540
Adapter assy. (P/S pump to reservoir)	3670	Arm assy. (windshield wiper pivot)	17526-7
Adapter assy. (rear support beam end bushing)	5A646		



INDEX

PART NAME	GROUP NUMBER	PART	
Notes: Δ Refer to page 1 of Paint Section			
A — Cont'd		B — Cont'd	
Arm & pivot shaft assy. (windshield wiper mounting)	17566-7	Base and connector assy. (radio ant. C/B)	18A984
Armature (starter motor)	11005	Base (roof marker) lamp	15A403
Armature (windshield wiper motor)	17A485	Base assy. (voltage regulator)	10503
Auto bleed screw kit (P/S gear)	3C655	Battery	10653-5
Auxiliary gearshift assy.	7B072	Battery (mounting parts)	10732
Auxiliary output shaft kit	7B310	Battery filler channel cover kit	10A820
Axle (front)	3010	Battery assy. (rechargeable telephone power pack)	10655
Axle (rear)	4005-6	Beam assy. (rear suspension support)	5889
Axle assy. (front driving)	3002	Beam kit (cab lift pump)	5A376
B		Bearing (air compressor belt idler pulley)	2873
Baffle (A/C air distribution)	18K383	Bearing (alternator front)	10A303
Baffle (A/C evaporator case)	19A999	Bearing (alternator rear)	10A304
Baffle (brake grease)	2240	Bearing (clutch pilot)	7600
Baffle (brake vacuum booster air cleaner)	2A085	Bearing (coupling & intermediate shaft support)	4840
Baffle (carb. automatic choke plate)	9A539	Bearing (eng. camshaft)	6261-3, 6267, 6270
Baffle (carb. float bowl)	9A517		
Baffle (carb. metering body vent)	9553		
Baffle (eng. push rod crankcase vent)	6A630	Bearing (eng. connecting rod)	6211
Baffle (eng. valve push rod valley)	6524	Bearing (eng. crankshaft main)	6333-7
Baffle (eng. valve spring oil)	6524	Bearing (eng. governor throttle control shaft)	18223
Baffle (fan shroud rear plate)	8B326	Bearing (front axle driving pinion pilot)	4625
Baffle (front brake oil)	2240	Bearing (front axle spindle pin)	3123
Baffle (heater air distribution)	18K383	Bearing (headlamp adjusting ring)	13B160
Baffle (parking brake oil)	2E614	Bearing (P/S gear control valve)	3B673
Baffle (rear axle pwr. div. input shaft oil)	4K470	Bearing (P/S gear worm)	3E612
Baffle (trans. countershaft front oil)	7040	Bearing (P/S pump rotor shaft)	10094
Baffle (trans. input shaft bearing oil)	7040	Bearing (P/S sector shaft)	3B614
Baffle assy. (radiator)	8067	Bearing (rear axle driving pinion pilot)	4625
Bag (clothes)	17008	Bearing (rear axle electric shift drive screw)	4094
Ball (carb. pump discharge check)	9576	Bearing (rear axle power divider)	4392
Ball (carb. secondary throttle diaphragm check)	9576	Bearing (rear axle power divider input shaft)	4423, 7025
Ball (clutch release equalizer shaft)	7543		
Ball (fuel pressure regulator valve)	9D917	Bearing (rear axle power divider output shaft)	4470, 4475
Ball (P/S gear control valve plug)	3E579		
Ball (rear axle shift fork pivot)	4570	Bearing (starter motor center)	11132
Ball (transfer case gearshift lever)	7213	Bearing (starter motor drive end housing)	11135
Ball (trans. gearshift lever)	7213	Bearing (steering gear worm thrust)	3571
Ball kit (steering gear worm)	3647	Bearing (transfer case input shaft)	7065, 7118
Ball kit (trans. shifter shafts spring ball)	7C220		
Ball repair kit (trans. retarder check valve)	7C220	Bearing (transfer case output shaft)	7025
Ball stud kit (P/S drag link)	3A533	Bearing (trans. aux. countershaft)	7065, 7118
Ball stud kit (P/S mounting end)	3A533		
Ball stud kit (P/S moving end)	3A533	Bearing (trans. aux. countershaft reduction)	7065
Ball stud kit (P/S repair)	3A533	Bearing (trans. aux. drive gear)	7065
Band (starter motor cover)	11126	Bearing (trans. aux. mainshaft)	7065, 7118
Band assy. (air cleaner mounting)	9628		
Band assy. (trans. intermediate)	7D034	Bearing (trans. aux. main drive gear pilot)	7118
Band & lining assy. (parking brake)	2648	Bearing (trans. aux. mainshaft quill)	7065
Bar (cab to frame suspension arm)	5627	Bearing (trans. aux. output shaft)	7065, 7120
Bar (front suspension)	5C098		
Bar (rear suspension support beam)	5884	Bearing (trans. aux. output shaft first speed gear)	7117
Bar (spare wheel carrier stop)	1496	Bearing (trans. aux. output shaft second and third speed gear)	7117
Bar (trans. first and reverse)	7358		
Bar (trans. shift fork)	7358	Bearing (trans. countershaft)	1201, 4630, 7025, 7118, 7127
Bar (trans. shift yoke)	7241		
Bar assy. (clutch release equalizer)	7528		
Bar (fuse box mounting)	15K047		
Base (primary fuel filter mounting)	9B065		

1980/
TRUCK SERIES 600/900

ALP



INDEX

PART NAME	GROUP NUMBER	PART NAME	GROUP NUMBER
Notes: Δ Refer to page 1 of Paint Section			
B — Cont'd		B — Cont'd	
Bearing (trans. countershaft front and rear unit)	7127	Bezel (radio control)	18842
Bearing (trans. countershaft gear)	7118, 7127	Blade assy. (windshield wiper)	17528
Bearing (trans. countershaft gear pilot front)	7118	Bleeder screw & seal	9N026
Bearing (trans. countershaft thrust)	7C096	Block (A/C compressor fitting)	19D695
Bearing (trans. cross over lever)	7B371	Block (air comp. adjusting arm)	10C343
Bearing (trans. input shaft)	4561, 4630, 7025, 7065, 7118, 7120, 7127	Block (alt. adjusting arm)	10C343
		Block (belt idler adjustment)	10C343
		Block (brake shoe adjusting spring anchor)	2A186
		Block (eng. drive belt idler pulley adj.)	6W311
		Block (fuel pump connection)	9A363
		Block (headlamp switch junction)	11A647-8
		Block assy. (eng. cylinder)	6010
		Block assy. (junction)	14448
Bearing (trans. input shaft pilot)	7120	Board (front running)	16450-1
Bearing (trans. low speed gear)	7A078	Body (dome lamp)	13787
Bearing (trans. output shaft)	4423, 7025, 7065, 7127	Body (interior lamp)	13788
		Body (rear axle differential lockout shift)	4749
		Body (rear axle shift cyl.)	4748
		Body (trans. governor oil collector)	7D220
Bearing (trans. output shaft pilot)	7120	Body assy. (brake booster control)	2327
Bearing (trans. output shaft rear)	7065	Body assy. (eng. air cleaner)	9609
Bearing (trans. reverse idler)	7120, 7145, 7B369	Body assy. (eng. governor)	18206, 18208
		Body assy. (rear axle power divider differential lockout shift)	4748
Bearing (universal joint)	4712	Body assy. (trans. governor)	7C063
Bearing (windshield wiper motor arm shaft)	17B440	Body assy. (warning lamp indicator)	10C876
Bearing assy. (A/C compressor)	2990	Body & plugs assy. (carb. main metering)	9A511
Bearing assy. (brake vacuum pump rotor shaft)	2B039	Body & plugs assy. (carb. main metering secondary)	9A513
Bearing assy. (brake skid control modulator)	2C069	Body & plugs assy. (fuel pump upper)	9343
Bearing assy. (clutch release)	7580	Body & socket assy. (interior lamp)	13786
Bearing assy. (eng. governor shaft thrust sleeve)	18224	Body, studs & filter assy. (shift cyl.)	4478
Bearing assy. (fan)	8626	Bolt (alternator thru)	10A936
Bearing assy. (idler pulley)	8685	Bolt (brake inlet, outlet & clutch fitting)	2077
Bearing assy. (rear axle driving pinion pilot)	4625	Bolt (brake master cylinder link rod to pedal)	2462
Bearing assy. (steering column)	3517	Bolt (cab lift cylinder lower anchor)	5A367
Bearing assy. (trans. aux. drive gear)	7065	Bolt (driveshaft attachment)	4N272
Bearing assy. (trans. aux. main shaft)	7118	Bolt (drive flange to hub)	1C107
Bearing assy. (trans. shift control rod)	7A459	Bolt (eng. air cleaner)	9K668
Bearing assy. (trans. sun gear thrust)	7D234	Bolt (eng. air cleaner center)	9A659
Bearing kit (coupling & intermediate support)	4840	Bolt (eng. air cleaner element retaining wing)	9D606
Bearing kit (eng. camshaft)	6A251	Bolt (eng. connecting rod)	6214
Bearing & gasket repair kit (trans.)	7C391	Bolt (eng. crankshaft main bearing cap)	6345
Bell (oil pump inlet pipe warning system)	6618	Bolt (eng. cylinder block oil filter opening cover)	6A660
Bellcrank (accelerator)	9724	Bolt (eng. cylinder head)	6065
Bellcrank (parking brake)	2A663	Bolt (eng. flywheel to crankshaft)	6379
Bellcrank assy. (brake master cylinder push rod)	2B327	Bolt (eng. front support insulator)	6047
Bellcrank assy. (eng. compression release)	6A587	Bolt (eng. oil filter clamp)	6A690
Bellcrank assy. (radiator shutter control)	8A178	Bolt (eng. turbo charger compressor cover)	6N864
Belt (drive)	8620	Bolt (eng. turbo charger turbine housing)	6N865
Bender (heater hose)	18573	Bolt (eng. valve rocker arm shaft support)	6A527
Bezel (A/C register)	19C872	Bolt (front axle differential case)	4216
Bezel (heater blower switch)	18598	Bolt (front axle grease cap)	4A145
Bezel (heater control)	18A668	Bolt (front axle shaft universal joint retaining)	3250
Bezel (ignition switch)	11584	Bolt (front axle spindle)	3115
Bezel (instrument cluster)	10876	Bolt (front axle spindle arm to housing)	3C140
Bezel (instrument cluster control)	10852	Bolt (front axle spindle arm turn adjustment)	3145
Bezel (instrument cluster warning lamp opening)	10B894	Bolt (front axle spindle housing lower cover & pin)	3C134
Bezel (marker lamp switch)	15469		

October, 1993

COPYRIGHT © 1993 - FORD MOTOR - DEARBORN, MICHIGAN

COMPANY

Final Issue



INDEX

PART NAME	GROUP NUMBER	PART	
Notes: ▲ Refer to page 1 of Paint Section			
B — Cont'd		B — Cont'd	
Bolt (front axle steering arm stop)	3C141	Bolt & nut assy. (eng. rear support)	6047
Bolt (front brake carrier plate to spindle)	2056	Bolt & nut kit (rear axle driving gear)	4982
Bolt (fuel injector to leak off connector)	9R523	Bolt & valve assy. (eng. oil filter center)	6741
Bolt (hub)	1118-9	Bolt kit (differential drive gear)	4558
Bolt (parking brake lever sector to shifter housing)	2799	Bond (radio frequency interference suppression)	19A095
Bolt (P/S ball stud lamp to clamp)	3A319	Booster control valve repair kit	2C238
Bolt (P/S gear control valve end cover)	3E585	Booster repair kit (power brake)	2309
Bolt (P/S gear housing end plate)	3E585	Booster tube repair kit	2420
Bolt (P/S gear housing mounting bracket)	3E585	Boot (accel. rod to body)	9793
Bolt (P/S gear sector shaft housing cover)	3E585	Boot (air brake actuating wedge)	2B202
Bolt (P/S pump flange mounting)	3K507	Boot (brake air chamber)	2B021
Bolt (P/S pump oil filter support or cover retaining)	3601	Boot (brake cylinder)	2206
Bolt (radiator insulator to bracket)	8A370	Boot (brake master cylinder)	2180
Bolt (radiator to side rail)	8L010	Boot (circuit breaker)	14A241
Bolt (rear axle carrier to housing)	4560	Boot (clutch master cylinder)	2180
Bolt (rear axle differential bearing adjuster lock)	4321	Boot (clutch slave cylinder)	7A716
Bolt (rear axle differential cap)	4321	Boot (courtesy lamp switch)	13A759
Bolt (rear axle differential carrier to housing)	4323	Boot (parking brake cover)	7277
Bolt (rear axle differential case)	4216-7	Boot (parking brake lever)	2A713
Bolt (rear axle differential drive gear)	4558	Boot (rear axle power divider differential lockout shift)	4460
Bolt (rear axle differential sliding clutch gear retainer)	4K034	Boot (steering column shaft coupling)	3D510
Bolt (rear axle drive gear to case)	4558	Boot (steering gear input shaft grease)	3M575
Bolt (rear axle driveshaft universal joint)	4529	Boot (steering gear sector shaft grease)	3M633
Bolt (rear axle housing cover)	4346	Boot (trailer stop lamp switch)	13481
Bolt (rear axle housing to cover)	4A196	Boot (trans. air cylinder)	7309
Bolt (rear axle pinion bearing retainer to carrier)	4560	Boot (trans. cross shaft)	7E242
Bolt (rear axle pwr. div. diff. air chamber to carrier)	4399	Boot (trans. gearshift lever)	7277
Bolt (rear axle power divider carrier cover)	4A146	Boot (trans. gearshift lever to housing)	7277
Bolt (rear axle power divider cover)	4A140	Boot (trans. rear cross shaft)	7277
Bolt (rear axle power divider input shaft bearing retainer)	4A145	Boot (turn signal switch)	13N303
Bolt (rear axle pwr. div. input shaft oil)	4560	Boot assy. (accelerator rod)	9793
Bolt (rear axle pwr. div. lube pump)	4560	Boot repair kit (wedge brake stop)	2B213
Bolt (rear axle power divider shift housing)	4399	Boat (wiring connector sleeve)	14490
Bolt (rear axle shift fork pivot)	4585	Boot & Seal kit (front disc brake)	2207
Bolt (rear axle shift housing cover)	4A198	Boss (eng. oil level indicator)	6751
Bolt (rear brake air chamber release)	2A472	Bottom assy. (A/C condenser)	19C648
Bolt (rear spring tie)	5721	Bowl (fuel pump filter)	9355
Bolt (rear suspension bar clamp)	5A611	Bowl & plugs assy. (carb. float)	9A507-8
Bolt (rear suspension support beam bar)	5A606	Box assy. (fuel)	9R270
Bolt (rear suspension support beam saddle cap)	5887	Brace (air cleaner intake tube to frame)	9A618
Bolt (rear suspension support beam to axle housing)	5882	Brace (air compressor)	2888-9
Bolt (spare wheel carrier hinge)	1471	Brace (eng. air cleaner)	9663
Bolt (spoke wheel rim clamp)	1151	Brace (eng. rear splash shield extension)	16A580
Bolt (spring clamp front & rear)	5723	Brace (front fender extension lower)	16B152-3
Bolt (spring mounting bracket)	5882	Brace (front fender to radiator support)	16A023-4
Bolt (starter motor thru)	11091	Brace (front fender to dash)	16D110-1
Bolt (steering column clamp)	3C684	Brace (front frame cross member)	5A095
Bolt (steering shaft coupling)	3N665	Brace (hood latch support)	16864
Bolt (trans. case)	7A771	Brace (hood stabilizer bracket)	16C704
Bolt (trans. countershaft rear bearing)	7C209	Brace (muffler & outlet pipe to frame)	5A204
Bolt (trans. over running clutch case)	7D167	Brace (parking brake lever support)	2A702
Bolt (trans. shift finger pilot)	7B366	Brace (radiator grille guard to frame)	8302-3
Bolt (wheel hub)	1107-8	Brace (radiator grille opening side panel)	8B332-3
Bolt (steering column shaft & joint mounting)	3C765	Brace (radiator support to dash)	16746
Bolt (steering shaft coupling)	3N665	Brace (radiator support to frame)	8A364
		Brace (front fender to dash)	16D110-1
		Brace (rear view outside mirror support)	17A734

1980/
TRUCK SERIES 600/900



INDEX

PART NAME	GROUP NUMBER	PART NUMBER
-----------	--------------	-------------

Notes: A Refer to page 1 of Paint Section

B — Cont'd		B — Cont'd	
Brace (regulator frame)	10604	Bracket (brake air pressure gauge)	10K852
Brace (running board)	16544-5	Bracket (brake air pressure regulator valve mounting)	2K213
Brace (trans. shift control support)	7B206	Bracket (brake air reservoir mounting upper)	2320
Brace assy. (front fender apron to dash)	16A052-3	Bracket (brake air supply manifold)	2B407
Brace assy. (rear view outside mirror)	17A733	Bracket (brake booster control valve)	2B349
Brace assy. (running board)	16474	Bracket (brake booster tube protector)	2B405
Brace assy.-upper (stack pipe eng. aklm)	9K663	Bracket (brake hose connection mounting)	2B215
Bracket (A/C automatic temp. control sensor)	19D668	Bracket (brake line support)	2A051
Bracket (A/C evaporator core upper)	19A559	Bracket (brake master cylinder)	2280
Bracket (A/C evaporator expansion valve mounting)	19866	Bracket (brake master cylinder push rod bellcrank)	2B353
Bracket (A/C evaporator thermostat)	19C741	Bracket (brake pressure control valve)	2B260
Bracket (A/C and heater control switch mounting)	19A525	Bracket (brake reservoir mounting)	2A206
Bracket (A/C and heater plenum chamber contact cable guide)	19B934	Bracket (brake reservoir strap)	2B217
Bracket (A/C inlet manifold)	19D933	Bracket (brake skid control actuator mounting)	2B371
Bracket (accelerator cable)	9728	Bracket (brake skid control modulator mounting)	2B389
Bracket (accelerator cable abutment)	9K703	Bracket (brake skid control modulator terminal box)	2C068
Bracket (accelerator lever support)	9N735	Bracket (brake skid control warning buzzer)	2C032
Bracket (accelerator pedal)	9A842	Bracket (brake skid control warning monitor)	2C014
Bracket (accelerator pedal stop)	9C818	Bracket (brake tube clip)	2A155
Bracket (accelerator retracting spring)	9741	Bracket (brake tube support)	2A275
Bracket (accelerator return spring)	9W742	Bracket (brake vacuum pump)	2A452
Bracket (accelerator shaft)	9728	Bracket (cab forward hinge)	5A118
Bracket (accelerator shaft housing brace)	9B722	Bracket (cab lock cam striker)	5A159
Bracket (air brake pedal arm bumper)	2448	Bracket (cab lock camshaft control arm handle pivot)	5A390
Bracket (air brake quick release valve mounting tractor equipment)	2A268	Bracket (cab lock control)	5B124
Bracket (air by-pass valve)	9B290	Bracket (cab lock hook)	5A161
Bracket (air cleaner)	9B609	Bracket (cab mounting insulator)	5B353
Bracket (air cleaner air duct support)	9B625	Bracket (cab rear support)	5B362
Bracket (air cleaner intake tube upper)	9C685	Bracket (cab suspension position valve)	5C091
Bracket (air intake eng. air cleaner)	9C678	Bracket (cab suspension position valve)	5C087
Bracket (air cleaner mounting)	9626	Bracket (cab to cab lock)	5B365
Bracket (air cleaner support)	9A627	Bracket (cab to frame)	5110
Bracket (air compressor adjusting)	2883	Bracket (cab to frame suspension arm)	5411
Bracket (air compressor belt idler adjusting pulley)	2877	Bracket (cab suspension shock absorber to frame)	5B402
Bracket (air compressor to cylinder block)	2882	Bracket (carb. dashpot mounting)	9B550
Bracket (air compressor to manifold)	2886	Bracket (circuit breaker mounting)	14A066
Bracket (air filter and regulator)	7B367	Bracket (clutch pedal bumper)	7A530
Bracket (air horn valve)	13A826	Bracket (clutch release bearing hub retracting spring)	7B603
Bracket (air reservoir tank support)	2A130	Bracket (clutch release equalizer bar retracting spring)	7542
Bracket (alternator heat shield)	10B312	Bracket (clutch release equalizer lower)	7A756
Bracket (alternator mounting)	10A313	Bracket (clutch release shaft)	7B598
Bracket (alternator and compressor mounting)	10337	Bracket (clutch slave cylinder mounting)	7A544
Bracket (alternator regulator mounting)	10337	Bracket (condenser mounting)	19B594
Bracket (aux. spring)	5700	Bracket (coupling shaft support plate)	4691
Bracket (aux. trans. mounting front)	7A311	Bracket (courtesy lamp)	13763
Bracket (aux. trans. shift control lever)	7B013	Bracket (eng. air cleaner scoop)	9B924
Bracket (aux. trans. shift control mounting)	7B015	Bracket (eng. air shut-off control)	9J589
Bracket (aux. trans. support frame front & rear)	7967	Bracket (eng. governor control)	12B482
Bracket (battery cable)	10A779	Bracket (eng. cable & tube mounting)	6A662
Bracket (battery clamp bolt)	10A691	Bracket (eng. cyl. block to injection pump)	6N072
Bracket (battery cover clamp)	10708	Bracket (eng. compression release)	6A541
Bracket (battery hold down)	10718	Bracket (eng. oil cooler hose)	6A898
Bracket (battery support)	10753	Bracket (eng. oil cooler mounting)	6K743
Bracket (body lift pump)	5C362	Bracket (eng. front support)	5057-8, 6028-30, 6A057, 6A067
Bracket (battery support)	10753		
Bracket (booster mounting)	2031	Bracket (eng. oil filler support)	6786, 6A867



INDEX

PART NAME	GROUP NUMBER	PART NAME	GROUP NUMBER
Notes: Δ Refer to page 1 of Paint Section			
B — Cont'd		B — Cont'd	
Bracket (eng. oil filter by-pass mounting)	6728	Bracket (headlamp door mounting)	13A116
Bracket (eng. oil filter hose support)	6A662	Bracket (htr. & A/C mounting)	18A457
Bracket (eng. rear splash shield)	16A584	Bracket (htr. & A/C outlet)	18C423
Bracket (eng. rear support)	6096	Bracket (htr. & A/C plenum chamber def. anti fail)	18K393
Bracket (eng. rear support to frame)	6A067	Bracket (htr. & A/C cont. vacuum mtr.)	18B258
Bracket (engine stop warning lamp)	15857	Bracket (htr. & A/C plenum chamber)	18A334
Bracket (eng. timing transducer)	6N076	Bracket (htr. & A/C plenum chamber center)	18A345
Bracket (exhaust air supply pump mounting)	9B450	Bracket (C/B radio microphone retaining)	18B813
Bracket (exhaust air supply silencer)	9W428	Bracket (heater blower motor mounting)	18564, 18C615
Bracket (exhaust gas recirculation reservoir)	9F430	Bracket (heater hose clamp support)	11994
Bracket (exhaust manifold heat shield)	9N456	Bracket (heater temperature control cable)	18A677
Bracket (extension pipe to frame)	5A206	Bracket (hood check cable storage spring)	16B928
Bracket (extension to frame)	5A246	Bracket (hood hinge mounting on body)	16A614-5
Bracket (fan cooler mounting)	8B648	Bracket (hood rod support mounting)	16A932
Bracket (fan mounting)	8632	Bracket (hood stabilizer)	16B702
Bracket (fan shroud rear)	8B610-3	Bracket (hood stabilizer mounted on body)	16C798
Bracket fan support	8N601	Bracket (hood stabilizer mounted on hood)	16C660
Bracket (fog lamp mounting)	15266	Bracket (horn mounting)	13830
Bracket (frame to body)	5A041, 5077-8	Bracket (horn switch mounting)	13A937
Bracket (frame to spare wheel carrier)	1453	Bracket (horn warning actuator)	13A928
Bracket (front brake air chamber)	2306	Bracket (idler pulley support)	8680
Bracket (front brake hose support)	2082	Bracket (ignition cable mounting)	12112
Bracket (front bumper)	17752-3	Bracket (ignition current amplifier)	12A072
Bracket (front fender apron to radiator support)	16A121-2	Bracket (ignition module mtg.)	12K060
Bracket (front fender mounting rear)	16C078	Bracket (instrument panel)	10C935
Bracket (front fender rear filler)	16C088	Bracket (instrument panel dimmer switch)	10C969
Bracket (front fender rear splash shield)	16264-5	Bracket (instrument panel shield front)	10N862
Bracket (front fender splash shield support)	16A142-3	Bracket (instrument panel support)	10A919
Bracket (front fender support)	5B104	Bracket (instrument panel to trailer lamp wiring support)	14536
Bracket (front fender to cowl side)	16A165	Bracket (intake manifold tube support)	9B470
Bracket (front spring shackle)	5335-41	Bracket (jack hold down clamp)	17A056
Bracket (front spring wind-up bumper)	5426	Bracket (junction block)	14A298
Bracket (front wheel splash shield)	16A586	Bracket (lamp mounting front)	13N232
Bracket (fuel filter)	9180	Bracket (left grille guard brace)	8B293-4
Bracket (fuel filter drain)	9W310	Bracket mounting (accel. pedal sw stop)	9866
Bracket (fuel injector)	9N944	Bracket (muffler & outlet pipe to frame)	5260
Bracket (fuel injection pump)	9B552	Bracket (muffler inlet pipe upper)	5291
Bracket (fuel injection pump tube clamp)	9N993	Bracket (muffler outlet pipe support)	5277
Bracket (fuel line junction)	9G290	Bracket (muffler outlet pipe upper)	5A235
Bracket (fuel line support)	9D319	Bracket (muffler pipe to frame)	5A206
Bracket (fuel shut-off control mounting)	9764	Bracket (muffler support)	5277
Bracket (fuel tank guard)	9K037	Bracket (muffler to frame)	5A204, 5A246
Bracket (fuel tank insulator mounting)	9258	Bracket (oil cooler tube)	6K759
Bracket (fuel tank leveling hose support)	9B013, 9B079	Bracket (oil cooler tube support)	6786
Bracket (fuel tank selector valve)	9142	Bracket (outlet pipe)	5260, 5277
Bracket (fuel tank selector valve control cable)	9A045	Bracket (outlet pipe to frame)	5A206, 5271
Bracket (fuel tank support)	9A004-5	Bracket (parking brake air control valve)	2A730
Bracket (fuel tank support strap)	9A022	Bracket (parking brake cable support)	2649
Bracket (fuel tube clip)	9338	Bracket (parking brake control mounting)	2795
Bracket (fuel tube support)	9B303	Bracket (parking brake support)	2A696
Bracket (fuel vapor storage canister)	9D665	Bracket (parking brake to trans. case)	2654
Bracket (fuse panel mounting)	14A254	Bracket (parking lamp mounting)	13256
Bracket (glow plug warning lamp)	15857	Bracket (power brake booster mounting)	2031-2
Bracket (hand throttle control lever)	9824	Bracket (P/S cylinder mounting)	3A652
Bracket (headlamp adjusting)	13121		
Bracket (headlamp brace)	13A004-5		
Bracket (headlamp dimmer control mounting)	13655		

1980/
TRUCK SERIES 600/900



INDEX

PART NAME	GROUP NUMBER	PART NUMBER
Notes: Δ Refer to page 1 of Paint Section		
B — Cont'd		B — Cont'd
Bracket (P/S cylinder to idler arm)	3B617	Bracket (speedo. mounting)
Bracket (P/S hose)	3C510	Bracket (starter cable support)
Bracket (P/S oil cooler)	3D744	Bracket (starter motor relay mounting)
Bracket (P/S pump adjusting)	3A732	Bracket (starter push button switch)
Bracket (P/S reservoir)	3490	Bracket (starting fluid reservoir mounting)
Bracket (P/S reservoir oil filler tube)	3F525	Bracket (steering arm stop)
Bracket (radiator grille & headlamp guard hinge support)	18417	Bracket (steering column to instrument panel)
Bracket (radiator grille & headlamp guard mounting)	18413	Bracket (steering gear mounting)
Bracket (radiator grille lower)	8A123	Bracket (stop lamp switch mounting)
Bracket (radiator mounting)	5073-4	Bracket (suppt. accel. lever)
Bracket (radiator shutter control thermostat hose)	8A481	Bracket (tachometer cable)
Bracket (radiator shutter control thermostat to air cylinder tube)	8A092	Bracket (tachometer mounting)
Bracket (radiator supply tank tube)	8A357	Bracket (throttle control cable)
Bracket (radiator support)	8A274	Bracket (throttle module mounting)
Bracket (radiator support mounting)	5069-70	Bracket (tool support)
Bracket (radiator support to frame)	8A291	Bracket (trailer brake air hose connector mounting)
Bracket (radiator supply tank upper)	8A010	Bracket (trailer brake air hose return spring)
Bracket (radiator tube support)	8K157	Bracket (trailer brake air hose support)
Bracket (radio receiver mounting)	18888	Bracket (trailer brake air protector valve mounting)
Bracket (radio speaker mounting)	18815	Bracket (trailer brake hose mounting)
Bracket (rear air brake relay valve)	2A491	Bracket (trailer control mounting)
Bracket (rear axle air shift Solenoid mounting)	4518	Bracket (trailer lamp plug mounting)
Bracket (rear axle control switch wiring)	4091	Bracket (transfer case control lever)
Bracket (rear axle control valve mounting)	4077	Bracket (transfer case mounting)
Bracket (rear axle power divider differential lockout control)	4483	Bracket (trans. air filter)
Bracket (rear axle power divider differential lockout control valve)	4533	Bracket (trans. aux. valve air filter)
Bracket (rear axle power divider differential lockout coupling hose to cylinder hose tube)	4487	Bracket (trans. brake cable mounting)
Bracket (rear axle power divider differential lockout cylinder)	4489	Bracket (trans. control selector arm mounting)
Bracket (rear axle shift control valve)	4A163	Bracket (trans. control selector cable)
Bracket (rear axle torque arm)	4526	Bracket (trans. control selector shift cable)
Bracket (rear axle torque arm to frame)	5883	Bracket (trans. control selector stop)
Bracket (rear brake hose support)	2073	Bracket (trans. gearshift lever housing)
Bracket (rear lamp)	13469-71	Bracket (trans. oil cooler mounting)
Bracket (rear license plate)	13406	Bracket (trans. oil cooler tube)
Bracket (rear shock absorber lower)	18132-3	Bracket (trans. oil filler tube)
Bracket (rear shock absorber to frame)	18A045	Bracket (trans. rear support frame)
Bracket (rear spring shackles)	5775	Bracket (trans. regulator valve)
Bracket (rear suspension mounting reinforcement)	5A822	Bracket (trans. retarder cable)
Bracket (rear suspension support beam)	5775	Bracket (trans. retarder cable rear)
Bracket (rear view outside mirror)	17B713, 17727	Bracket (trans. retarder cable to frame)
Bracket (rear wheel parking brake cable to instrument panel)	2A474	Bracket (trans. selector control cable)
Bracket (rear wheel splash shield)	16K572	Bracket (trans. shift control rod)
Bracket (relay mounting)	14A301	Bracket (trans. shift lever valve)
Bracket (running board brace pedal)	16575	Bracket (trans. support)
Bracket (running board brace R.H. and L.H.)	16581	Bracket (trans. to front support)
Bracket (running board rear)	16486	Bracket (turn signal lamp)
Bracket (starter cable support)	14A272	Bracket (vacuum gauge mounting)
Bracket (shift control lever)	7B013	Bracket (vacuum manifold mounting)
Bracket (spare wheel carrier)	1443	Bracket (volt meter indicator mounting)
Bracket (speedo. adapter)	17335	Bracket (warning indicator panel)
Bracket (speedo. cable support)	17263	Bracket (water filter mounting)
		Bracket (water transfer connector)
		Bracket (windshield washer reservoir mounting)
		Bracket (windshield wiper motor mounting)
		Bracket (windshield wiper pivot shaft mounting)

October, 1993

COPYRIGHT © 1993 - FORD MOTOR - DEARBORN, MICHIGAN

COMPANY

Final Issue



Click Here To Order

BUY IT NOW!



INDEX

PART NAME	GROUP NUMBER	PART NAME	GROUP NUMBER
Notes: Δ Refer to page 1 of Paint Section			
B — Cont'd		B — Cont'd	
Bracket (wiring clip)	14A284	Bracket assy. (starter relay mounting)	11W002
Bracket (wiring shield)	14A217	Bracket assy. (steering column support)	3B139
Bracket assy. (accelerator cable)	9723	Bracket assy. (throttle control relay)	9K775
Bracket assy. (accelerator to shaft housing)	9A882	Bracket assy. (tilt cab locking cable)	5332
Bracket assy. (A/C control mounting)	19A884	Bracket assy. (tow pin)	17D924
Bracket assy. (air cleaner intake silencer)	9W630	Bracket assy. (trailer lamp plug hanger)	13484
Bracket assy. (aux. trans. mounting front & rear)	7A047	Bracket assy. (trans. end shift cable)	7E381
Bracket assy. (battery cable)	10W652	Bracket assy. (trans. retarder control valve lever)	7928
Bracket assy. (brake booster lever pivot)	2B311	Bracket assy. (turn indicator mounting)	13K025
Bracket assy. (brake camshaft)	2310-1	Bracket assy. (wiring shield mounting)	14A226
Bracket assy. (brake skid control sensor)	2C084	Bracket & insulator kit (muffler outlet pipe)	5260
Bracket assy. (brake hose manifold)	2B197	Bracket & strap assy. (vapor storage canister)	9D664
Bracket assy. (cab to frame suspension arm)	5408	Bracket & switch assy. (backup lamp)	15520
Bracket assy. (cab mounting to spring)	5B404	Bracket & tee assy. (brake booster tube)	2B503
Bracket assy. (cab mounting latch)	5B399	Brake (starter motor drive)	11A018
Bracket assy. (carb. air shroud support)	9C670	Brake assy. (rear wheel)	2209-10
Bracket assy. (carb. choke control)	9595	Brake adjuster bolt repair kit (front air)	2090
Bracket assy. (carb. throttle control)	9764	Brake adjuster retaining washer kit (rear air)	2130
Bracket assy. (clutch idler bellcrank lever pivot)	7B587	Brake adjusting screw link repair kit	2042
Bracket assy. (clutch release equalizer eng.)	7A572	Brake cylinder repair kit	2128, 2221
Bracket assy. (clutch release equalizer to frame)	7507	Brake repair kit (front wedge actuated air)	2B209
Bracket assy. (eng. noise shield)	6E055	Brake repair kit (rear wedge actuated air)	2B214
Bracket assy. (exhaust)	9W430	Breaker assy. (distributor)	12151
Bracket assy. (exhaust air supply tube)	9C488	Breaker assy. (electrical circuit)	14526
Bracket assy. (exhaust gas recirculation vacuum amplifier)	9E452	Breaker assy. (electrical circuit glass tube)	14526
Bracket assy. (frame to body)	5A112-3	Breaker assy. (fusible link wire type)	14526
Bracket assy. (front bumper)	17B749-50	Breather (rear cross shaft housing)	4022
Bracket assy. (front frame position)	5C096	Brush (starter motor)	11056
Bracket assy. (front shock absorber lower)	18112-3	Brush set (starter motor)	11057
Bracket assy. (front shock absorber to frame upper)	18183-4	Brush & holder (A/C compressor)	2979
Bracket assy. (fuel filter)	9A335	Brush & spring set (alternator)	10347
Bracket assy. (fuel tank)	9045-6	Brush & terminal assy. (windshield wiper motor)	17B566
Bracket assy. (fuel tank compression member)	9B105	Brush & terminal set (alternator)	10347
Bracket assy. (fuel tank leveling hose support)	9A081	Bulb (lamp)	13465-6
Bracket assy. (fuse junction panel mounting)	14A298	Bulb assy. (headlamp sealed beam)	13007
Bracket assy. (hand throttle control)	9W764	Bulb assy. (sealed beam lamp)	15220
Bracket assy. (headlamp adjusting nut)	13021	Bulb (sealed beam)	15330
Bracket assy. (C/B radio speaker relay mounting)	18B824	Bulb & retainer (headlamp-halogen)	13N021
Bracket assy. (heater blower mounting)	18535	Bumper (clutch & brake pedal)	7583
Bracket assy. (heater control mounting)	18531	Bumper (front)	17757
Bracket assy. (heater mounting)	18A456	Bumper (front axle)	3019-20
Bracket assy. (hood assist spring retainer)	16C836-7	Bumper (front spring)	5460
Bracket assy. (hood lift)	16C838-9	Bumper (hood)	16758-63
Bracket assy. (idler pulley support)	8A653	Bumper (rear axle)	4730, 5783
Bracket assy. (indicator warning system control)	10W846	Bumper assy. (cab mounting rear)	5A160
Bracket assy. (radiator grille opening side panel mounting)	8A214	Bumper assy. (hood hinge)	16C638-9
Bracket assy. (radiator supply tank mounting)	8A082	Bus bar (fuse junction panel)	14A036
Bracket assy. (radio suppression shield)	19A154	Bus bar	14A439
Bracket assy. (rear brake shoe anchor)	2A497-8	Bus bar (relay to circuit breaker)	14A258
Bracket assy. (rear lamp to frame)	13433	Bus bar assy.	14A033
Bracket assy. (rear shock absorber upper)	18169	Bushing (accelerator pedal hinge)	9873
Bracket assy. (relay mounting)	14A323	Bushing (accelerator pedal lever pivot)	9C805
Bracket assy. (speed control servo)	9C787	Bushing (accelerator shaft)	9A763
Bracket assy. (spotlight)	15320	Bushing (alternator mounting)	10B310
Bracket assy. (stabilizer on body mounting plate)	16C850-1	Bushing (alternator shaft)	10C313
Bracket assy. (starter motor solenoid mounting)	11K505	Bushing (alternator rectifier insulator)	10A381

1980/
TRUCK SERIES 600/900

ALPH



INDEX

PART NAME	GROUP NUMBER	PART NUMBER
-----------	--------------	-------------

Notes: Δ Refer to page 1 of Paint Section

B — Cont'd		B — Cont'd	
Bushing (brake camshaft)	2237	Bushing (trans. adapter plate alignment)	7A702
Bushing (brake carrier plate)	2237	Bushing (trans. clutch housing pedal shaft)	7508
Bushing (brake master cylinder)	2474	Bushing (trans. clutch release cross shaft)	7A615
Bushing (brake master cylinder push rod)	2A309	Bushing (trans. control selector arm)	7343
Bushing (brake pedal)	2461	Bushing (trans. cross shaft tube)	7808
Bushing (cab forward hinge bracket)	5A377	Bushing (trans. extension housing)	7A034
Bushing (cab to frame suspension arm)	5387	Bushing (trans. front oil pump)	7B258
Bushing (carb. throttle shaft)	9B508	Bushing (trans. gearshift lever shaft)	7335
Bushing (clutch master cylinder)	2474	Bushing (trans. gearshift selector arm)	7A133
Bushing (clutch pedal)	2461	Bushing (trans. input shaft)	7120
Bushing (clutch pedal bellcrank lever)	7B586	Bushing (trans. input shaft pilot)	7120
Bushing (clutch pedal shaft)	7508	Bushing (trans. intermediate brake drum)	7D046
Bushing (clutch pedal to idler lever rod)	7526	Bushing (trans. outer shifter shaft)	7808
Bushing (clutch release cross shaft)	7A615	Bushing (trans. output shaft fourth speed gear)	7193
Bushing (clutch release equalizer shaft)	7517	Bushing (trans. output shaft second speed gear)	7193
Bushing (clutch release shaft)	7508	Bushing (trans. output shaft third speed gear)	7193
Bushing (distributor housing)	12120	Bushing (trans. retarder control valve lever bracket)	17A012
Bushing (distributor pilot bore)	12367	Bushing (trans. reverse idler gear)	7143
Bushing (eng. camshaft drive gear)	6A254	Bushing (trans. sun gear shaft)	7B261
Bushing (eng. connecting rod)	6207	Bushing assy. (rear suspension support beam insulator)	5872-3
Bushing (eng. governor shaft)	18219	Bushing assy. (support beam end)	5873
Bushing (eng. valve guide)	6510	Bushing assy. (trans. shift control rod bracket)	7A459
Bushing (front air brake camshaft)	2290	Button (brake control valve lever lock)	2B622
Bushing (front axle housing)	3C137	Button (distributor breaker plate support)	12072
Bushing (front shock absorber)	18197	Button (horn)	13A805
Bushing (front spring)	5348	Buzzer (low brake air pressure)	2573
Bushing (front wheel spindle)	3109-10	Buzzer assy. (brake skid control warning)	2C031
Bushing (fuel injector cyl. tube clip)	9N978	C	
Bushing (fuel injection cyl. tube plate)	9N980	Cable (fuel pump connection)	9A372
Bushing (radiator & headlamp guard latch inner)	8B490	Cable (htr. & A/C air control inner)	18K312
Bushing (rear axle differential bearing adjuster lock)	4156	Cable assy. (A/C temperature)	19988
Bushing (rear axle power divider case)	4575	Cable assy. (accelerator pedal to carb. throttle)	9A758
Bushing (rear axle power divider cluster gear)	4437-8	Cable assy. (battery to ground)	14301
Bushing (rear axle power divider output shaft)	4454	Cable assy. (battery to starter relay)	14300
Bushing (rear axle power divider pinion gear)	4422	Cable assy. (battery universal type)	14300
Bushing (rear axle shift fork)	4094	Cable assy. (cab lock)	5B372
Bushing (rear axle shift push rod)	4394	Cable assy. (dash to eng. ground)	14303
Bushing (rear axle to torque arm)	4381	Cable assy. (defroster air)	18548
Bushing (rear axle torque arm adjustment)	4A126	Cable assy. (dual battery)	14304
Bushing (rear shock absorber)	18197	Cable assy. (hand throttle control)	9W780
Bushing (rear spring)	5781	Cable assy. (throttle control)	9C799
Bushing (rear spring end)	5A598	Cable assy. (heater air)	18552
Bushing (rear spring seat)	5A557	Cable assy. (heater temperature)	18518
Bushing (rear suspension support beam)	5A593	Cable assy. (hood check)	16B898
Bushing (rear suspension support beam stud)	5854	Cable assy. (parking brake air control valve)	2A768
Bushing (speedo. drive gear)	17K253	Cable assy. (radio ant. lead-in)	18812
Bushing (speedo. driven gear)	17277,	Cable assy. (relay to starter motor)	14431
	17323	Cable assy. (speedo.)	17260
Bushing (spring)	5781	Cable assy. (tachometer)	17365
Bushing (spring shackle)	5791	Cable assy. (trans. retarder valve)	7A650
Bushing (starter motor brush end plate)	11052	Cable & conduit (parking brake front)	2853
Bushing (starter motor drive end housing)	11135	Cable & conduit assy. (trans. selector control)	7A650
Bushing (starter motor lever housing)	11142	Cable kit (battery booster)	14300
Bushing (starter motor rear end plate)	11135	Cage (steering column retaining ring)	3E728
Bushing (steering idler arm shaft)	5A370	Caliper assy. (front disc brake)	2B120
Bushing (terminal)	14603	Caliper Housing kit (front disc brake)	2K139



INDEX

PART NAME	GROUP NUMBER	PART	
Notes: Δ Refer to page 1 of Paint Section			
C — Cont'd		C — Cont'd	
Caliper Piston kit (front disc brake)	2K395	Carrier assy. (rear axle differential)	4141,
Cam (carb. accelerator pump diaphragm operating)	9526		4341
Cam (distributor)	12210	Carrier kit (rear axle differential)	4141
Cam (parking brake band)	2632	Case (rear axle differential gear support)	4027,
Cam (turn indicator turn off)	13318		4127
Cam assy. (carb. fast idle)	9597	Case assy. (front axle differential)	4204-5
Cam pin (drive gear rear axle shift assy.)	4085	Case assy. (rear axle differential)	4204-6
Camshaft (cab lock main hook)	5116	Case assy. (rear axle power divider differential)	4404-6
Camshaft (eng.)	6250	Case assy. (transfer)	7005
Camshaft (front air brake)	2230-1	Case assy. (trans.)	7005,
Camshaft (rear air brake)	2316-7		7006
Camshaft & lever assy. (parking brake)	2A710	Case & coil assy. (starter motor solenoid)	11A026
Canister assy. (fuel vapor storage)	9D653	Case kit (rear axle differential carrier)	4204
Cap (air brake actuating wedge return spring)	2B206	Case kit (rear axle differential support)	4127
Cap (brake master cyl. filler)	2162	Catch assy. (A/C housing cover)	18C663
Cap (brake shoe adjusting)	2A041	Catch assy. (heater housing cover)	18C663
Cap (cab hinge)	5003	Catch assy. (hood latch)	16C680-1
Cap (carb secondary adjustment diaphragm valve)	9507	Catcher (transfer case front output shaft oil)	7961
Cap (clutch master cyl. filler)	2162	Chain (eng. timing)	6268
Cap (eng. oil filler)	6766	Chamber assy. (front brake air)	2025
Cap (eng. support)	6A065	Chamber assy. (heater air plenum)	18471
Cap (exhaust air supply silencer)	9S426	Chamber assy. (rear brake air)	2225
Cap (front axle spindle pin)	3113	Channel (spare wheel carrier)	1443
Cap (front hub grease)	1131	Chassis (radio receiver)	18806
Cap (front spring seat)	5A316	Chassis & transmitter assy. C/B	188806
Cap (fuel vapor storage canister)	9E602	Check valve repair kit (brake reservoir)	2B320
Cap (power steering pump valve)	3M627	Choke (radio receiver suppression)	18A952
Cap (radiator)	8100	Cigar lighter assy.	15A055
Cap (radiator coolant recovery reservoir)	8K103	Cigar lighter kit	15A044
Cap (rear brake air chamber breather)	2A488	Circuit (windshield wiper printed)	17A520
Cap (rear suspension support beam saddle)	5875	Circuit board kit (brake skid control monitor)	2C087
Cap (steering column shaft coupling pin)	3A529	Circuit board kit (rear axle shift electric motor)	4107
Cap (tachometer opening)	12B271	Circuit assy. (instrument cluster printed)	10K843
Cap (trans. aux. countershaft rear bearing)	7195	Clamp (A/C hoses)	19B679
Cap (trans. aux. shift cyl.)	7195	Clamp (air cleaner dirt ejection valve heat shield)	9E611
Cap (trans. control housing)	7220	Clamp (air cleaner stack pipe)	9628
Cap (trans. control selector housing)	7220	Clamp (battery hold down)	10718
Cap (trans. countershaft rear bearing)	7195	Clamp (brake air chamber)	2A470
Cap (trans. gearshift lever housing)	7220	Clamp (brake tube support bracket)	2A407
Cap (trans. output shaft rear bearing)	7195	Clamp (carb.)	9792
Cap (universal joint knuckle dust)	4710	Clamp (distributor terminal housing hold down)	12144
Cap (vertical exhaust)	5C208	Clamp (distributor to cyl. head)	12270
Cap (water outlet)	8A500	Clamp (eng. oil filler pipe)	6A759
Cap (water outlet connection)	9486	Clamp (exhaust air supply tube)	9D436
Cap assy. (air intake tube)	9661	Clamp (exhaust manifold to cyl. block)	9443
Cap assy. (distributor)	12106	Clamp (exhaust manifold to cyl. head)	9446
Cap assy. (eng. oil filler & breather)	6766	Clamp (fuel tube)	9C334
Cap assy. (fuel tank filler)	9030	Clamp (front axle spindle connecting rod)	3287
Cap assy. (P/S pump oil reservoir filler)	3A006	Clamp (front spring)	5330
Cap assortment (eng. oil filler & breather)	6766	Clamp (heater hose)	18572
Cap kit (steering column shaft dust)	3E554	Clamp (hood check cable storage spring)	16B926
Cap screw (rear air brake dust shield)	2318	Clamp (hose)	8287,
Capacitor (radio)	18827		9171,
Capacitor assy. (windshield wiper)	17K499		19B679
Capacitor (radio voltage regulator)	18832	Clamp assy. inlet tube (turbo charger)	9W622
Carburetor assy.	9510	Clamp (intake manifold to cyl. block)	9443
Carburetor repair kit	9590	Clamp (intake manifold to cyl. head)	9446

1980/
TRUCK SERIES 600/900

ALPH



Click Here To Order
BUY IT NOW!
100% GUARANTEED

INDEX

PART NAME	GROUP NUMBER	PART NUMBER	PART NUMBER
Notes: Δ Refer to page 1 of Paint Section			
C — Cont'd		C — Cont'd	
Clamp (muffler crossover pipe)	5A231	Clip (trans. first & reverse shift fork)	7C072
Clamp (muffler inlet pipe)	5A231	Clip (turn indicator cover)	13377
Clamp (muffler outlet pipe)	5A231	Clip (A/C tube lock coupling)	19E746
Clamp (muffler to frame)	5A215	Clip (turn indicator switch mounting)	13B321
Clamp (P/S cooling tube)	3B749	Clip (window regulator switch retainer)	14559
Clamp (P/S hose support)	3C750	Clip (windshield wiper adapter & connecting arm)	17531
Clamp (rear spring)	5724	Clip (wire retainer)	14A169
Clamp (shutter air line)	8A110	Clock assy.	15000
Clamp (spoke wheel rim)	1042-3	Cluster assy. (instrument)	9271
Clamp (steering column)	3506-7	Clutch (rear axle power divider input)	4556
Clamp (steering column shaft lower coupling)	3D699	Clutch (trans. aux. sliding)	7B338
Clamp (steering column to instrument panel)	3668	Clutch (trans. output shaft sliding)	7103
Clamp (steering column tube to instrument panel bracket inner)	3699	Clutch (trans. output shaft third and fourth speed)	7A061
		Clutch (trans. second & third speed synchronizer)	7105
Clamp (steering gear ball return guide)	3544	Clutch assy. (trans. overrunning)	7A089
Clamp (T bolt)	9K652	Clutch & bracket assy. (fan)	8A627
Clamp (trans. air filter)	8287	Clutch collar (rear axle pwr. div. main diff. lock)	4569
Clamp assy. (air cleaner)	9628	Cock assy. (intake manifold air vent)	9412
Clamp assy. (air cleaner pipe)	9N832	Coil (starter motor field)	11083-6
Clamp assy. (brake booster ring)	2350	Coil assy. (ignition less mounting strap)	12029
Clamp assy. (brake vacuum booster hose)	2344	Coil assy. (alternator rotor)	10327
Clamp assy. (fuel pump mounting)	9A406	Coil assy. (solenoid fuel shut-off valve)	9R299
Clamp assy. (power brake reservoir)	2084	Collar (brake adjusting link)	2A191
Clamp assy. (primer reservoir mounting)	9B015	Collar (distributor shaft)	12195
Clamp assy. (P/S mounting stud)	3A279	Collar (rear axle lockout shift push rod)	4569
Clamp & support assy. (brake booster vacuum reserve tank)	2084	Collar (trans. first & second speed clutch gears)	7A063
Clamp kit (rear spring)	5724	Collar (trans. first, second & third speed clutch)	7A061
Cleaner assy. (brake vacuum booster air)	2363	Collar (trans. output shaft clutch)	7A061
Cleaner assy. (carb. air)	9600	Collar kit (trans. aux. output shaft first and second speed)	7100
Cleaners	Δ		
Clear vision aids	Δ	Collector (air cleaner dust)	9C673
Clevis (brake air chamber operating rod)	2099	Compensator assy. (speedometer)	17K302
Clevis (parking brake bellcrank)	2A712	Compressor assy. (A/C)	19703
Clevis (parking brake cable adjusting)	2854	Compressor assy. (vacuum air horn)	13801
Clevis (parking brake lever to cross shaft rod)	2857	Compressor fitting	19D630
Clevis (parking brake rod)	2854	Condenser assy. (A/C roof mounted)	19710
Clevis (trans. gearshift rod)	7339	Condenser assy. (distributor)	12300
Clevis assy. (trans. shift rod)	7339	Condenser assy. (radio)	18827
Clip (accelerator pedal retracting spring)	9750	Conduit & cable assy. (trans. selector)	7A650
Clip (air conditioner register shutter)	19150	Cone & roller (front axle differential bearing)	4221
Clip (bowden cable retainer)	18B555	Cone & roller (front axle driving pinion bearing)	4630
Clip (brake booster vacuum hose)	2B361	Cone & roller (front wheel bearing inner or differential bearing)	1201
Clip (brake cable)	2814		
Clip (brake line)	2244	Cone & roller (front wheel bearing outer)	1216
Clip (brake release lever retracting spring)	2442	Cone & roller (rear axle differential bearing)	4221
Clip (brake system)	2279	Cone & roller (rear axle driving pinion)	4621
Clip (carb. accelerator pump link rod)	9825	Cone & roller (rear axle driving pinion bearing)	4630
Clip (emergency indicator switch mounting)	13B321	Cone & roller (rear axle power divider differential gear)	4561
Clip (fuel filter bracket)	9B281	Cone & roller (transfer case idler shaft bearing)	4630
Clip (fuel injector cyl. tube)	9N977	Cone & roller (transfer case rear output shaft)	7065
Clip (fuel tank step retainer)	9B232	Cone & roller assy. (rear wheel & differential bearing)	1244
Clip (headlamp spring anchor)	13088	Cone & roller assy. (rear wheel outer bearing)	1240
Clip (rear axle drive shaft universal joint bearing retainer lock)	4A310	Cone & roller assy. (trans. countershaft)	1240
		Connector (air cleaner duct inlet)	9E868
Clip (rear axle shift control tube)	4A289	Connector (air cleaner duct to manifold)	9E869
Clip (regulator switch)	14570	Connector (air cleaner stack pipe)	9K616
Clip (starter motor solenoid switch lock)	11A036	Connector (emission vacuum control)	9E499
Clip (steering gear shaft coupling retainer)	3B677	Connection (eng. air inlet)	9C674
Clip (trans. diaphragm retainer)	7F006	Connection (front brake cyl. inlet)	2080



INDEX

PART NAME	GROUP NUMBER	PART
Notes: Δ Refer to page 1 of Paint Section		
C — Cont'd		C — Cont'd
Connection (water outlet)	8592	Cooler (fan clutch oil)
Connector (A/C register)	19C732	Cooler assy. (P/S oil)
Connector (brake air supply to stop light switch)	2A292	Cooler assy. (trans. oil)
Connector (brake pipe to rear axle housing)	2074	Cooling system aids
Connector (cab safety tilt valve)	5A393	Core (header assy.)
Connector (electrical conduct)	14739	Core (speedo. drive)
Connector (eng. oil level indicator tube)	6N766	Core assy. (A/C condenser)
Connector (eng. to trans. vacuum tube front & rear)	7B087	Core assy. (A/C evaporator)
Connector (fuel injection pump inlet)	9F508	Core assy. (eng. turbo charger turbine)
Connector (fuel line)	9B375	Core assy. (heater)
Connector (fuel vapor tube-female)	9D685	Core (header assy.)
Connector (heater hose)	18A658	Core & plate assy. (speedo. driven gear)
Connector (heater inlet)	18A568	Countershaft (trans.)
Connector (muffler inlet pipe)	5B286	Countershaft (trans. aux.)
Connector (P/S pump reservoir return)	3-3542	Countershaft (trans. low and reverse)
Connector (starter motor switch)	11072	Coupler (P/S pump drive)
Connector (tachometer cable)	17K267	Coupling (air brake front brake line)
Connector (trans. oil cooler)	7E319	Coupling (compressor drive)
Connector (voltage regulator)	10A730	Coupling (frame fuel line)
Connector (water inlet)	8K528	Coupling (steering gear input shaft to steering column shaft)
Connector (water transfer)	8A560	Coupling (trans. aux. drive gear)
Connector (windshield wiper vacuum pump to intake manifold tube)	17491	Coupling assy. (A/C self-sealing)
Connector (wire)	14488	Coupling assy. (brake hose)
Connector assy. (A/C register)	19C626-7	Coupling shaft (rear axle inter trans.)
Connector assy. (air cleaner stack pipe)	9P965	Coupling shaft assy.
Connector assy. (C/B radio ant. lead in)	18A812	Coupling shaft assy. (P.T.O.)
Connector assy. (exhaust gas recirculating vacuum control)	9E455	Cover (A/C automatic temp. control sensor)
Connector assy. (rear axle air shift control)	4A286	Cover (A/C compressor suction)
Connector assy. (speedometer cable)	17C263	Cover (A/C evaporator front)
Connector assy. (trans. oil tube)	7D273	Cover (A/C & heater evaporator case)
Connector assy. (wiring)	14487	Cover (A/C hose)
Connector & adapter assy. (compressor air intake)	2991	Cover (A/C housing upper)
Connector & sleeves (wire)	14488-9	Cover (A/C register louver opening)
Contact (horn button)	3631	Cover (A/C & htr. vacuum control motor)
Contact (starter motor solenoid)	11A027	Cover (A/C & htr. outlet duct)
Contact & spring assy. (horn blowing)	13864	Cover (air cleaner vent)
Control (trans. main)	7A100	Cover (air cleaner intake duct)
Control assy. (cab lock)	5B410	Cover (alternator brush)
Control assy. (carb. choke)	9700	Cover (alternator brush spring)
Control assy. (carb. throttle)	9775	Cover (alternator rectifier)
Control assy. (eng. compression release)	6A540	Cover (alternator terminal)
Control assy. (engine governor)	12A458	Cover (battery terminal insulating)
Control assy. (eng. start ether injection)	9775	Cover (brake adjusting hole)
Connector assy. (exhaust air supply manifold)	9G462	Cover (brake booster reservoir)
Control assy. (fuel shut-off)	9700	Cover (brake cyl.)
Control assy. (fuel tank selector valve)	9A334	Cover (brake dust shield)
Control assy. (heater)	18549	Cover (brake rear wedge adjusting nut boot)
Control assy. (indicator warning system)	10K910	Cover (brake skid control modulator)
Control assy. (low coolant level warning)	10K895	Cover (carb. economizer valve)
Control assy. (parking brake)	2780	Cover (carb. governor body)
Control assy. (radiator shutter)	8476	Cover (carb. governor diaphragm)
Control assy. (radio speaker headphone volume)	18972	Cover (carb. secondary throttle diaphragm)
Control assy. (windshield wiper)	17470	Cover (clutch housing)
Controller (brake skid control modulator)	2C065	Cover (clutch housing dust)
Converter assy. (trans. rebuilt)	7902	Cover (eng. crankshaft vibration damper)
Coolant recovery kit	8522	Cover (eng. cyl. block oil filter opening)
Cooler assy. (eng. crankcase oil)	6A642	

1980/
TRUCK SERIES 600/900

ALPH



Click Here To Order
BUY IT NOW!
100% GUARANTEED

INDEX

PART NAME	GROUP NUMBER	PART
Notes: A Refer to page 2 of Paint Section		
C — Cont'd		C — Cont'd
Cover (eng. cyl. head water outlet)	6C011	Cover (trans. remote control housing)
Cover (eng. flywheel access)	6438	Cover (thermo choke heater supply)
Cover (eng. fuel pump opening)	6095	Cover (vent air filter)
Cover (eng. oil filter)	6737	Cover (voltage regulator)
Cover (eng. oil level indicator opening)	6B631	Cover (warning indicator panel)
Cover (eng. valve push rod)	6519	Cover (water pump)
Cover (fan clutch)	8B646	Cover (windshield washer reservoir)
Cover (fog or road lamp)	15K233	Cover (windshield wiper motor access)
Cover (front cross shaft control housing end)	7817	Cover (windshield wiper motor gear)
Cover (fuel injector pump timing)	9G524	Cover (wiring shield)
Cover (fuel pump connection block)	9A362	Cover assy. (air cleaner)
Cover (fuel pump diaphragm pulsator)	9A359	Cover assy. (A/C & htr. control motor)
Cover (fuel tank hose)	9R281	Cover assy. (brake air chamber cyl.)
Cover (fuel tank sender)	9A314	Cover assy. (brake booster control valve)
Cover (fuse junction panel)	14A076	Cover assy. (carb. accelerator pump)
Cover (glove box rear)	19844	Cover assy. (distributor breaker)
Cover (headlamp)	13A138	Cover assy. (eng. cyl. front)
Cover (heater control switch opening)	18C635	Cover assy. (eng. noise shield)
Cover (heater housing rear)	18K358	Cover assy. (eng. valve rocker arm)
Cover (heater housing upper)	18K369	Cover assy. (fuse junction panel box)
Cover (instrument cluster housing)	10A855	Cover assy. (heater housing front)
Cover (intake manifold)	9E434	Cover assy. (heater housing rear)
Cover (junction block)	14456	Cover assy. (P/S housing seal)
Cover (P/S drag link control valve dust)	3-3714	Cover assy. (P/S pump housing)
Cover (radiator grille guard brace opening)	8B323	Cover assy. (power divider relief valve pump)
Cover (rear axle differential carrier)	4052	Cover assy. (rear axle housing)
Cover (rear axle electric shift drive screw bearing)	4074	Cover assy. (trans. air shift cylinder)
Cover (rear axle electric shift housing)	4052	Cover assy. (windshield wiper arm)
Cover (rear axle housing)	4101	Cover assy. (windshield wiper motor)
Cover (rear axle oil filter)	4A320	Cover assy. (wire connector)
Cover (rear axle power divider)	4428	Cover & brush assy. (alternator)
Cover (rear axle power divider differential lockout)	4727	Cover kit (battery cable outlet)
Cover (rear axle power divider output shaft bearing)	4729	Cover kit (carb. accelerator pump)
Cover (rear axle shift cyl.)	4727	Covering (brake tube)
Cover (rear axle shift motor housing)	4101	Crank (trans. cross shaft)
Cover (rear lamp housing access)	13N492	Crankshaft assy. (eng.)
Cover (speedometer drive hole)	2092	Cross member (frame)
Cover (starter motor plunger)	11060	Cross member (frame)
Cover (steering gear dust)	3332	Cross member (transfer case mounting)
Cover (steering gear sector shaft housing)	3580	Cup (booster hydraulic cyl. piston)
Cover (steering gear shaft & worm)	3568, 3597	Cup (brake booster vacuum control valve piston)
Cover (tachometer opening)	17187	Cup (brake cyl.)
Cover (transfer case)	7222	Cup (brake master cyl. secondary)
Cover (trans. aux. air shift)	7C035	Cup (brake shoe hold down spring)
Cover (trans. aux. case end)	7B332	Cup (brake vacuum booster hydraulic cyl. piston)
Cover (trans. aux. rear bearing)	7085	Cup (distributor oil)
Cover (trans. aux. shift cyl.)	7C035	Cup (front axle differential bearing)
Cover (trans. case rear)	7B332	Cup (front axle idler shaft bearing)
Cover (trans. clutch housing dust)	7564	Cup (front wheel bearing)
Cover (trans. converter housing)	7985	Cup (front wheel outer bearing)
Cover (trans. converter housing lower)	7986	Cup (rear axle differential bearing)
Cover (trans. countershaft brake piston)	7C035	
Cover (trans. gearshift shaft lock plunger sprng)	7B227	
Cover (trans. gearshift spring)	7B227	Cup (rear axle driving pinion bearing)
Cover (trans. intermediate band servo)	7D027	
Cover (trans. oil filter)	7C013	Cup (rear axle power divider differential gear bearing)
Cover (trans. P.T.O.)	7165	Cup (starter motor drive)
Cover (trans. rear cross shaft housing)	7B332	Cup (starter motor drive spring retaining)



Click Here To Order

BUY IT NOW!

INDEX

PART NAME	GROUP NUMBER	PART
Notes: Δ Refer to page 1 of Paint Section		
C — Cont'd		D — Cont'd
Cup (steering gear worm bearing)	3552-3	Dehydrator & receiver tank assy. (A/C)
Cup (trans. countershaft bearing)	1202,	Detent (air brake shoe actuator adjusting)
	4628,	Dial (brake control valve modulating spring)
	7169	Dial (instrument cluster warning lamp)
Cup (trans. input shaft bearing)	4628	Dial (trans. control selector)
Cup (transfer case idler shaft bearing)	4628	Dial (trans. gearshift indicator)
Cup (transfer case rear output shaft bearing)	1202,	Diaphragm (brake air chamber)
	7169	Diaphragm (brake vacuum booster body)
Cup assy. (air cleaner oil)	9658	Diaphragm (brake vacuum booster control valve)
Cup assy. (windshield wiper motor)	17A534	Diaphragm (fuel injector pump damper)
Cup & bearing (front axle driving pinion)	4616-21	Diaphragm (fuel pump pulsator)
Cup & bearing (front axle spindle arm pin)	4616-21	Diaphragm (rear axle air shift)
Cup & magnet assy. (windshield wiper motor)	17B584	Diaphragm assy. (carb. accelerator pump)
Cup, cone & roller (front wheel hub)	1239-43	Diaphragm assy. (carb. governor)
Cushion (radiator grille opening side panel mounting)	8A320	Diaphragm assy. (distributor)
Cylinder (brake air chamber)	2A463	Diaphragm assy. (fuel pump)
Cylinder (brake booster control valve)	2417	Diaphragm assy. (rear axle power divider
Cylinder (brake booster hydraulic)	2425	differential lockout cyl.)
Cylinder (cab lock hydraulic)	5C384	Diaphragm assy. (trans. high clutch)
Cylinder (clutch slave)	7A508	Diaphragm assy. (trans. vacuum throttle valve)
Cylinder (housing assy. cab lock)	5B384	Differential assy. (rear axle)
Cylinder (rear axle power divider differential lockout)	4467	
Cylinder (slide assy. cab lock)	5D384	Differential & carrier assy.
Cylinder (trans. forward clutch)	7A360	Diode (alternator negative)
Cylinder assy. (brake)	2061-2,	Diode (alternator positive)
	2261-2	Diode assy. (lamp failure indicator)
Cylinder assy. (brake master)	2140	Disc (clutch brake)
Cylinder assy. (clutch master)	7A543	Disc (radio receiver tone control)
Cylinder assy. (eng.)	6009	Disc assy. (brake skid control rear)
Cylinder assy. (fuel shut-off)	9K767	Disc assy. (brake vacuum booster control valve)
Cylinder assy. (P/S)	3A540	Disc assy. (clutch)
Cylinder assy. (radiator shutter control)	8A175	Discharge line (A/C compressor to condenser)
Cylinder assy. (rear axle power divider differential lockout)	4467	
Cylinder assy. (trans. aux. air shift)	7B284	
Cylinder assy. (trans. aux. drive gearshift)	7B284	Distributor assy.
Cylinder & key assy. (ignition switch lock)	11582	Distributor & governor assy. (less terminal housing & rotor)
Cylinder & shaft assy. (A/C compressor)	19D654	Distributor repair kit
Cylinder kit (cab lift)	5A364	Door (A/C blender air)
Cylinder repair kit (brake)	2128,	Door (A/C cover storage compt.)
	2221-2	Door (fog lamp)
Cylinder repair kit (brake master)	2004	Door (headlamp)
Cylinder repair kit (clutch master)	7578	Door (heater blender air)
Cylinder repair kit (clutch slave)	7560	Door (heater cover storage compt.)
		Door (heater defroster air)
		Door (rear license plate lamp)
Damper (brake retracting spring)	2A296	Door assy. (A/C air damper)
Dashpot assy. (carb.)	9B549	Door assy. (A/C & htr. plenum & def. nozzle)
Dashpot and solenoid assy. (carburetor)	9S520	Door assy. (heater blower)
Decal (fan warning)	8653	Door & frame assy. (A/C & htr. air inlet)
Deflector (A/C air outlet)	18B556	Door & handle assy. (A/C air)
Deflector (aux. trans. yoke oil seal dust)	7961	Door & handle assy. (heater air)
Deflector (eng. heat)	6A683	Dowel (eng. cyl. block)
Deflector (heater air outlet)	18B556	Dowel (eng. cyl. head to cyl. block)
Deflector (parking brake oil)	2B614	Dowel (rear axle pwr. div. lube pump locating)
Deflector (radiator air)	8326-7	Dowel (trans. case)
Deflector (rear axle driving pinion oil seal)	4859	Drain (alternator regulator)
Deflector (top speed register)	19A771	Draincock (radiator or cyl. block)
Deflector (trans. oil)	7C390	Drain pipe (air brake reservoir)
Deflector assy. (radiator air side)	8310-1	

1980/
TRUCK SERIES 600/900

ALPH



Click Here To Order
BUY IT NOW!
100% SATISFACTION GUARANTEED

INDEX

PART NAME	GROUP NUMBER	PART NUMBER	NUMBER
Notes: Δ Refer to page 1 of Paint Section			
D — Cont'd		E — Cont'd	
Drive assy. (starter motor)	11350	Eliminator assy. (eng. air cleaner moisture)	9E651
Drive assy. (tachometer)	17K316	Enclosure assy. (radio speaker)	18978
Drive gear kit (rear axle shift assy.)	4N094	End (front wheel spindle connecting rod)	3A130-1
Drive spring kit (rear axle electric shift)	4081	End assy. (brake skid control modulator)	2C071
Driver (windshield wiper motor arm)	17511	Engine assy.	6007
Driveshaft assy.	4602,	Engine reconditioning paint	Δ
	4A603	Engine starting fluid	Δ
Drive tip (speedo, cable)	17B322	Equalizer (rear spring center)	5885
Drive tip (tachometer cable)	17B322	Escutcheon (radio receiver)	18809
Drum (front brake)	1125	Evaporator (case assy.)	19E589
Drum (parking brake)	2614	Evaporator housing (service only kit)	19850
Drum (rear axle oil collector)	4028	Exciter (brake skid control sensor)	2C017
Drum (rear brake)	1126	Extension (air cleaner air inner duct)	9B616
Drum assy. (trans. intermediate brake)	7D044	Extension (brake master cyl. link)	2146
Duct (air cleaner shroud to air intake tube)	9A674	Extension (cab mounting rear frame sidemember, inner)	5A411
Duct (A/C & htr. outlet front R & LH)	18C298-9	Extension (cab to frame rear support)	5A359
Duct (A/C & htr. inlet)	18457	Extension (clutch release bearing lube fitting)	7B577
Duct (defroster)	19098	Extension (frame side member)	5023
Duct (heater inlet)	18A385,	Extension (front fender rear lower)	16B160-1
	18A621	Extension (fuel injection pump throttle lever)	9J587
Duct (htr. outlet)	18B490	Extension (fuel pump mounting bracket)	9A408
Duct assy. (A/C air outlet)	18633	Extension (hood rear quarter reinforcement)	16B950-1
Duct assy. (A/C & heater outlet)	19C633	Extension (muffler outlet pipe)	5263
Duct assy. (A/C evaporator to register)	19B680	Extension (running board apron panel)	16562-3
Duct assy. (air cleaner air less grille)	9671	Extension assy. (air cleaner air inner duct)	9B629
Duct (evap. to instr.)	19926	Exterior lamp warning buzzer kit	14931
Duct assy. (heater air inlet)	18B259	Exterior paint	Δ
Duct assy. (heater air outlet)	18633	Eye assy. (P/S cyl.)	3B618
Duct assy. (heater outlet to floor)	18C433		F
Duct assy. (sleeper unit)	18462	Fan assy. (alternator)	10A310
Duct & connector assy. (A/C & heater)	19C932	Fan assy. (heater blower)	18504
Duct & valve assy. (air cleaner air)	9A626	Fan blade assy.	8600
Dust shield (rear brake carrier)	2214-5	Fender (front)	16005-6
Dusting cloth	Δ	Field (A/C compressor w/pilot bushing)	2987
		Filler (carb. accelerator pump cavity)	9F565
E		Filler (front fender rear)	16A016-7
Eccentric (camshaft fuel pump drive)	6287	Filler (hood panel)	16C606
Economizer assy. (carb.)	9A565	Filler (hood panel rear)	16A694-5
Economizer kit (carb.)	9A565	Filler panel (radiator grille opening)	8C006-7
Elbow (air brake air line)	18727	Filler plate (brake dust shield)	2217
Elbow (eng. crankcase vent hose)	6767	Filter (A/C and heater control light)	19D556
Elbow (exhaust air supply pump outlet)	9C475	Filter (air chamber breather cap)	2C488
Elbow (fuel filter to fuel pump hose)	9N332	Filter (carb. secondary diaphragm vent)	9C791
Elbow (fuel vapor storage canister vent connection)	9E796	Filter (fuel gauge tank unit)	9A011
Elbow (heater)	18K427	Filter (instrument cluster lamp)	10B870
Elbow (heater hose)	18599	Filter (trans. air)	7330
Elbow (rear axle brake booster 45 degrees)	4087	Filter (trans. air)	6A631
Elbow (trans. air hose)	7B417	Filter assy. (eng. crankcase vent oil separator)	6714
Elbow (trans. oil temperature warning switch)	7861	Filter assy. (eng. oil)	9155
Elbow assy. (windshield wiper motor air intake)	17B497	Filter assy. (fuel)	4A420
Electric shift unit repair kit (rear axle)	4B062	Filter assy. (rear axle power divider oil)	8A424
Electrolyte (battery)	10656	Filter assy. (water)	7B265
Element (P/S reservoir filter)	3C602	Filter and regulator (trans. air control)	7813
Element (trans. oil filter)	7C012	Finger (trans. gearshift lever first & reverse shift)	7813
Element assy. (carb. or eng. air cleaner)	9601	Finger (trans. rear cross shaft first & reverse shift)	7C015,
Element assy. (cigar lighter)	15054	Finger (trans. reverse shift)	7813
Element assy. (eng. oil filter)	6731		7813
Element assy. (fuel filter)	9365	Finger (trans. shift first & reverse shift)	78109,
Element assy. (fuel/water separator)	9N184	Finger (trans. shift control inner)	7810,
Element assy. (P/S oil reservoir filter)	3C601-2		7811
Element assy. (rear axle oil filter)	4A318		



INDEX

PART NAME	GROUP NUMBER	PART
Notes: Δ Refer to page 1 of Paint Section		
F — Cont'd		F — Cont'd
Fire extinguisher kit	19B540	Fork & shaft (trans. gearshift) 7230-1
Fitting (air brake frame hose to tube)	18713	Frame (license plate) 17A387
Fitting (brake manifold)	2535	Frame (radio speaker housing mounting) 19A161
Fitting (brake master cyl. outlet)	2076	Frame assy. 5005-6
Fitting (carb. fast idle adjusting screw)	9B503	Frame assy. (A/C & heater air damper door inlet) 18B625
Fitting (carb. fuel inlet)	9A520	Frame & link (windshield wiper motor) 17B597
Fitting (carb. secondary diaphragm vent filter)	9A520	Front end assy. (fiberglass) 16000
Fitting (clutch master cyl. outlet)	2076	Front pump relief valve & spring kit 7A135
Fitting (eng. oil filter hose)	6748	Fuel filter line 9156
Fitting (flare)	19D695	Fuel line 9282
Fitting (front axle spindle grease)	3C135-6	Fuse assy. 14526
Fitting (fuel pump inlet)	9241	Fuse assy. (cigar lighter) 14429
Fitting (heater hose connection)	9A455	G
Fitting (oil cool hose)	6B853	Gasket (A/C compressor charging screw) 19D661
Fitting (oil pressure sender to eng. governor)	9B339	Gasket (air compressor mounting surface cover) 2946
Fitting (P/S pressure line)	3644	Gasket (air compressor to mounting adaptor) 2895,
Fitting (P/S pump valve outlet)	3D654	28885
Fitting (water filter hose)	8A432	Gasket (A/C & heater control lens) 18C260
Fitting assy. (intake manifold vacuum outlet)	9A474	Gasket (air cleaner) 9673
Fitting assy. (P/S pressure base)	3D644	Gasket (air cleaner air inlet connector) 9D634
Flange (aux. trans. input shaft)	7089	Gasket (air cleaner to carb.) 9654
Flange (aux. trans. output shaft)	7089	Gasket (air cleaner to eng.) 9654
Flange (coupling shaft universal joint)	4865	Gasket (alternator brush cover) 10B368
Flange (front axle drive)	1245	Gasket (alternator frt. bearing) 10C326
Flange (heater air inlet duct)	18A443	Gasket (alternator rectifier cover) 10623
Flange (P/S pump mounting)	3K505	Gasket (booster vacuum control valve body cover) 2479
Flange (starter motor coil retainer)	11106	Gasket (brake & clutch system) 2151-4
Flange (steering column tube)	3511	Gasket (brake booster) 2437
Flange (transfer case brake drum)	7089	Gasket (brake booster diaphragm) 2167
Flange (transfer case input shaft)	7089	Gasket (brake booster hydraulic cyl.) 2493
Flange (transfer case output shaft)	7089	Gasket (brake liner connector) 2149
Flange (transfer case output shaft)	7B214	Gasket (brake master cylinder filler cap) 2167
Flange (trans. input shaft)	7089	Gasket (brake vacuum pump mounting) 2A453
Flange (trans. output shaft)	7089	Gasket (carb. booster venturi support) 9A536
Flange (universal joint spline)	7089	Gasket (carb. discharge pump nozzle) 9580
Flange (wheel rim)	1099	Gasket (carb. economizer) 9A588
Flange assy. (universal joint)	4351,	Gasket (carb. economizer cover) 9563
	4465,	Gasket (carb. economizer valve) 9A588
	4851	Gasket (carb. float bowl) 9561
Flange & retainer assy. (steering column tube)	3681	Gasket (carb. float bowl screw) 9592
Flasher assy. (turn indicator)	13350	Gasket (carb. fuel inlet fitting) 9229
Foam (A/C water impingement)	19627	Gasket (carb. fuel inlet needle seat) 9569
Float assy. (carb.)	9550	Gasket (carb. fuel level check plug) 9569
Float assy. (fuel tank sender)	9202	Gasket (carb. governor body) 9853
Flywheel ring, spring plate & hub assy. (clutch pressure plate)	7571	Gasket (carb. governor body cover) 9982
Flywheel assy. (eng.)	6375	Gasket (carb. main metering body) 9A518
Fork (rear axle power divider differential lockout shift)	4450	Gasket (carb. shaft backup plate) 9B507
Fork (transfer case gearshifter)	7289	Gasket (carb. throttle body to main body) 9516
Fork (trans. aux. shift)	7B283	Gasket (carb. throttle operating shaft) 9B510
Fork (trans. gearshifter)	7230,	Gasket (carb. to governor) 9447
	7231,	Gasket (carb. to intake manifold) 9447
	7B283,	Gasket (carb. to intake manifold spacer) 9C477
	7289	Gasket (carb. valve seat lock screw) 9A522
Fork (trans. gearshifter fourth & fifth gear)	7230	Gasket (cylinder head water outlet) 8269
Fork (trans. second & third gearshifter)	7289	Gasket (distributor base) 12143
Fork & rod (trans. aux. shift)	7230	Gasket (dome lamp) 13A706
Fork & roller assy. (rear axle differential shift)	4045	Gasket (eng. air compressor adapter) 6B610

1980/
TRUCK SERIES 600/900

ALPH



INDEX

PART NAME	GROUP NUMBER	PART	
Notes: A Refer to page 1 of Paint Section			
G — Cont'd		G — Cont'd	
Gasket (eng. cylinder front cover)	6020	Gasket (P/S pressure relief valve)	3B606
Gasket (eng. cylinder head)	6051	Gasket (P/S pump mounting)	3K506
Gasket (eng. governor body)	18229	Gasket (P/S pump oil reservoir cover)	3A642
Gasket (eng. hydraulic pump flange cover)	6A628	Gasket (radiator)	8A468
Gasket (eng. oil filler & breather cap)	6789	Gasket (radiator by pass water tube)	8563
Gasket (eng. oil filler pipe)	6B888	Gasket (radiator shutter control)	8B288
Gasket (eng. oil filler tube adapter)	6K899	Gasket (radiator tank lower)	8B379
Gasket (eng. oil filter adapter to cylinder block)	6A636	Gasket (radiator tank upper)	8B378
Gasket (eng. oil filter center bolt to cover)	6749	Gasket (rear axle cover to housing)	4036
Gasket (eng. oil filter cover)	6885	Gasket (rear axle differential carrier)	4035, 4073
Gasket (eng. oil level indicator boss)	6753	Gasket (rear axle differential center housing)	4885
Gasket (eng. oil level indicator opening cover)	6A682	Gasket (rear axle driving pinion bearing sleeve)	4662
Gasket (eng. oil pan)	6710-1	Gasket (rear axle driving pinion grease retainer support)	4507
Gasket (eng. oil pan drain plug)	6734	Gasket (rear axle electric shift drive screw bearing cover)	4092
Gasket (eng. oil pump inlet tube)	6626	Gasket (rear axle housing plug)	4A230
Gasket (eng. oil pump to block)	6659	Gasket (rear axle power divider cover)	4427, 4885
Gasket (eng. turbo charger exhaust mnfd.)	6N640	Gasket (rear axle power divider differential lockout bracket)	4461
Gasket (eng. turbo charger cyl. blk. oil supply plate)	6N653	Gasket (rear axle power divider output shaft rear bearing retainer)	4479
Gasket (eng. valve push rod cover)	6521	Gasket (rear axle shift fork opening)	4073, 4564
Gasket (eng. valve rocker arm cover)	6584	Gasket (rear axle shift motor)	4104
Gasket evaporator hsg.	19A613	Gasket (rear axle wiper)	1187
Gasket (exhaust air supply tube)	9C435	Gasket (rear lamp lens)	13461
Gasket (exhaust gas recirculation valve)	9D476	Gasket (rear license plate lamp)	13568
Gasket (exhaust gas recirculation valve adapter)	9E464	Gasket (rear view outside mirror)	17724, 17C723
Gasket (exhaust manifold)	9448	Gasket (rear wheel bearing retainer or rear axle shaft)	1001
Gasket (fog lamp housing)	15K243	Gasket (remote control housing)	7207
Gasket (fog lamp lens)	15A238	Gasket (speedo. case)	17303
Gasket (front air brake slinger)	1152	Gasket (starter motor cover band)	11129
Gasket (front axle differential carrier)	4035	Gasket (starter motor ground terminal)	11A056
Gasket (front axle driving pinion grease retainer support)	4507	Gasket (starter motor lever housing)	11A052
Gasket (front axle spindle pin cap)	3114	Gasket (starter motor plunger cover)	11065
Gasket (front brake grease baffle)	1193	Gasket (starter motor rear end housing)	11003
Gasket (front cross shaft control housing end cover)	7806	Gasket (starter motor solenoid terminal plate)	11A030
Gasket (front turn indicator lamp lens)	13330	Gasket (starter motor terminal field)	11A047
Gasket (front wheel hub & grease cap)	1153	Gasket (steering gear sector shaft housing cover)	3581
Gasket (fuel filter bowl)	9364	Gasket (steering gear worm cover)	3593
Gasket (fuel filter element)	9366	Gasket (timing cover)	9F598
Gasket (fuel gauge tank unit)	9276	Gasket (trans. air shift cylinder cover)	7B228
Gasket (fuel pump connection block)	9A373	Gasket (trans. aux. case)	7223, 7B353
Gasket (fuel pump discharge hose retainer)	9A375	Gasket (trans. aux. countershaft rear bearing cover)	7181
Gasket (fuel pump mounting)	9417	Gasket (trans. aux. shift cylinder)	7181, 7B228
Gasket (fuel tank fill cap)	9035	Gasket (trans. aux. shift cyl. cover)	7181
Gasket (fuel vapor valve)	9J588	Gasket (trans. case access cover)	7223
Gasket (gear cover windshield wiper motor)	17471	Gasket (trans. case rear end cover)	7B343
Gasket (governor mounting)	12495	Gasket (trans. case rear plate)	7B343
Gasket (headlamp mounting)	13044	Gasket (trans. clutch housing to case)	7A619
Gasket (heater blower motor mounting)	19092		
Gasket (instrument cluster anti-squeak)	10989		
Gasket (intake manifold connector)	9L437		
Gasket (intake manifold cover)	9E436		
Gasket (intake manifold to cylinder block)	9461		
Gasket (intake manifold to cylinder head)	9439-41		
Gasket (manifold)	9450		
Gasket (marker lamp body)	15451		
Gasket (marker lens)	15A402		
Gasket (parking brake oil deflector)	2C614		
Gasket (parking lamp lens)	13211		
Gasket (P/S gear control valve)	3E571		



Click Here To Order

BUY IT NOW!

INDEX

PART NAME	GROUP NUMBER	PART NAME	GROUP NUMBER
Notes: A Refer to page 1 of Paint Section			
G — Cont'd		G — Cont'd	
Gasket (trans. control housing end cover)	7806	Gasket (transfer case rear output shaft bearing retainer)	7181
Gasket (trans. converter impeller hub)	7916	Gasket (transfer case to trans. case)	7086
Gasket (trans. countershaft bearing cap)	7181	Gasket (transfer case top cover)	7223
Gasket (trans. countershaft front bearing retainer)	7051, 7181	Gasket (turn signal lamp mount)	13342
Gasket (trans. countershaft rear bearing adapter)	7B223	Gasket (water outlet connection assortment)	8255
Gasket (trans. extension housing)	7086	Gasket (water pump cover)	8513
Gasket (trans. extension housing to case)	7086	Gasket (water pump housing)	8507
Gasket (trans. extension housing to rear oil pump)	7086	Gasket (water thermostat)	8590
Gasket (trans. front output shaft rear bearing retainer)	7086	Gasket (wiring connector)	14A297
Gasket (trans. front to rear case)	7223	Gasket & oil seal repair kit (trans.)	7153
Gasket (trans. gearshift housing)	7223	Gasket & Spacer kit (w/wiper motor)	17K482
Gasket (trans. gearshift housing cap)	7207	Gasket kit (A/C compressor)	19B684
Gasket (trans. gearshift lever housing)	7207	Gasket kit (radiator)	8C261
Gasket (trans. gearshift lever housing to adapter)	7185	Gasket kit (rear axle)	4A109
Gasket (trans. gearshift lever housing to gearshift housing)	7185	Gasket set (carb.)	9502
Gasket (trans. gearshift spring cover)	7B228	Gasket set (eng. complete overhaul)	6008
Gasket (trans. gearshifter shaft lock plunger spring cover)	7B228	Gasket set (eng. oil pan)	6781
Gasket (trans. input shaft bearing retainer)	7051	Gasket set (eng. valve grind)	6079
Gasket (trans. intermediate band servo)	7D026	Gasket set (manifold)	9433
Gasket (trans. low clutch, planetary and adapter housing)	7086	Gasket set (radiator tank)	8B378-9
Gasket (trans. low range countershaft rear bearing retainer)	7181	Gasket set (trans.)	7153
Gasket (trans. oil filter housing)	7166	Gasket (windshield wiper motor seal)	17C430
Gasket (trans. oil filter housing to plate)	7166	Gas line anti-freeze	A
Gasket (trans. oil pan)	7A191	Gate (trans. gearshift reverse front)	7232
Gasket (trans. oil pan screen)	7E062	Gate (trans. gearshifter shaft)	7230, 7232, 7279
Gasket (trans. oil pan to case)	7A191	Gate (trans. low & reverse shifter shaft)	7411, 7232
Gasket (trans. oil pump to case)	7A136	Gate (trans. second & third gearshifter shaft)	7411
Gasket (trans. output shaft bearing retainer)	7051, 7086, 7181	Gate (trans. shift rod)	7411
Gasket (trans. output shaft rear bearing cap)	7086, 7B290	Gate (trans. shifting)	7B313
Gasket (trans. overdrive housing to case)	7086	Gauge (instrument cluster eng. oil temperature)	10C911
Gasket (trans. throttle control valve)	7B426	Gauge (instrument cluster water temperature)	10883
Gasket (trans. P.T.O. cover)	7166	Gauge (instrument cluster pyrometer temperature)	10883
Gasket (trans. P.T.O. to trans. case)	7166	Gauge (rear axle temperature)	10B864
Gasket (trans. rear bearing cover & speedo.)	7086	Gauge assy. (brake air pressure)	2557
Gasket (trans. slave valve)	7314	Gauge assy. (brake vacuum)	2A036
Gasket (trans. slave valve adapter plate)	7314	Gauge assy. (fuel instrument panel unit)	9280
Gasket (trans. splitter gearshift)	7B228	Gauge assy. (fuel tank unit)	9275
Gasket (trans. splitter gearshift cylinder cover)	7B228	Gauge assy. (oil pressure eng. unit)	9278
Gasket (trans. valve body separator plate)	7D100	Gauge assy. (oil pressure instrument panel unit)	9273
Gasket (transfer case countershaft front & rear bearing retainer)	7181	Gauge assy. (vacuum air cleaner)	9N622
Gasket (transfer case front output front & rear cap)	7181	Gear (distributor driven)	12390
Gasket (transfer case front output rear cap)	7181	Gear (eng. camshaft)	6256
Gasket (transfer case front output shaft bearing retainer)	7181	Gear (eng. crankshaft)	6306
Gasket (transfer case front output shaft oil seal retainer)	7181	Gear (eng. flywheel ring)	6384
Gasket (transfer case idler shaft rear cap)	7181	Gear (eng. governor drive)	18213
Gasket (transfer case input shaft bearing retainer)	7181	Gear (eng. oil pump drive)	6W846
Gasket (transfer case input shaft rear bearing cover)	7181	Gear (front axle differential side)	4236
		Gear (power divider oil pump drive)	4739
		Gear (power divider oil pump driver)	4442
		Gear (rear axle differential driven)	4739
		Gear (rear axle differential planetary)	4229
		Gear (rear axle differential sliding clutch)	4055
		Gear (rear axle differential side)	4236, 4239

1980/
TRUCK SERIES 600/900

ALPH



Click Here To Order

BUY IT NOW!



INDEX

PART NAME	GROUP NUMBER	PART	NUMBER
Notes: Δ Refer to page 1 of Paint Section			
G — Cont'd		G — Cont'd	
Gear (rear axle drive pinion transfer)	4442	Gear (trans. main shaft coupling drive)	7017
Gear (rear axle power divider input shaft cluster)	4433-4	Gear (trans. main shaft sliding clutch)	7B341
Gear (rear axle power divider oil pump drive)	4580	Gear (trans. main shaft third speed)	7B340
Gear (rear axle power divider sliding clutch)	4455	Gear (trans. mainshaft intermediate drive)	7100
Gear (rear axle sliding clutch)	4055	Gear (trans. mainshaft reverse)	7142
Gear (tachometer drive)	17377	Gear (trans. mainshaft second speed)	7B340
Gear (tachometer driven)	17374	Gear (trans. output shaft constant drive)	7177
Gear (trans. aux. countershaft)	7144, 7177	Gear (trans. output shaft clutch)	7B218
Gear (trans. aux. countershaft drive)	7177	Gear (trans. output shaft constant drive)	7177
Gear (trans. aux. drive)	7A079, 7101	Gear (trans. output shaft first speed)	7A079, 7100
Gear (trans. aux. intermediate sliding clutch)	7177	Gear (trans. output shaft first & second speed)	7A078, 7100
Gear (trans. aux. output shaft)	7101, 7158	Gear (trans. output shaft fourth & fifth speed sliding clutch)	7B161
Gear (trans. aux. output shaft first and second speed clutch)	7A078	Gear (trans. output shaft fourth speed)	7158, 7B267
Gear (trans. aux. output shaft splitter)	7101	Gear (trans. output shaft overdrive)	7101
Gear (trans. aux. output shaft drive)	7101	Gear (trans. output shaft reduction)	7101
Gear (trans. aux. output shaft reduction)	7101, 7102	Gear (trans. output shaft reverse)	7142
Gear (trans. aux. output shaft second speed)	7102, 7103	Gear (trans. output shaft ring)	7A153
Gear (trans. countershaft)	7113, 7144, 7177	Gear (trans. output shaft second speed)	7102, 7103, 7158 7176
Gear (trans. countershaft cluster)	7113	Gear (trans. output shaft second speed idler)	7103
Gear (trans. countershaft constant mesh drive)	7177	Gear (trans. output shaft second and third speed)	7103
Gear (trans. countershaft drive & reduction)	7177	Gear (trans. output shaft sliding clutch)	7A060, 7103
Gear (trans. countershaft first & reverse)	7113	Gear (trans. output shaft third speed)	7101, 7144, 7196
Gear (trans. countershaft first speed)	7113, 7176	Gear (trans. output shaft third speed idler)	7196
Gear (trans. countershaft fourth & fifth sliding)	7106	Gear (trans. overdrive)	7158
Gear (trans. countershaft fourth speed)	7112, 7144, 7177	Gear (trans. P.T.O.)	7B041
Gear (trans. countershaft overdrive)	7101	Gear (trans. rear output shaft)	7024, 7B341
Gear (trans. countershaft P.T.O.)	7144	Gear (trans. reverse)	7142
Gear (trans. countershaft reverse)	7100	Gear (trans. reverse idler)	7141, 7142
Gear (trans. countershaft second speed)	7137, 7144, 7176	Gear (trans. second & third speed synchronizer clutch)	7183
Gear (trans. countershaft second speed underdrive)	7114	Gear (trans. second speed)	7102
Gear (trans. countershaft third speed)	7113, 7137, 7144	Gear (trans. sliding clutch)	7103, 7B341
Gear (trans. fifth speed)	7B161	Gear (trans. third & fourth clutch)	7183
Gear (trans. first speed)	7100	Gear (trans. third & fourth speed clutch)	7A060
Gear (trans. forward ring)	7D392	Gear (transfer case front output sliding clutch)	7103
Gear (trans. fourth and fifth sliding)	7106	Gear (transfer case idler shaft)	7142
Gear (trans. fourth & fifth speed synchronizer gear)	7183	Gear (transfer case low speed intermediate shaft)	7100
Gear (trans. input shaft drive)	7017, 7158	Gear (transfer case low speed sliding)	7100
Gear (trans. low & reverse sliding)	7100	Gear (transfer case output shaft)	7100
Gear (trans. low speed)	7102	Gear (transfer case rear output shaft)	7024
Gear (trans. main drive)	7017	Gear (windshield wiper motor output)	17A491
		Gear assy. (eng. camshaft drive)	6A253
		Gear assy. (rear axle differential idler)	4580
		Gear assy. (steering)	3504



Click Here To Order

BUY IT NOW!



INDEX

PART NAME	GROUP NUMBER	PART NAME	PART NUMBER
Notes: ▲ Refer to page 1 of Paint Section			
G — Cont'd		H	
Gear assy. (trans. sun)	7D063	Handle (cab lock hook release)	5A377
Gear assy. (windshield wiper motor)	17490	Handle (eng. compression release)	6A543
Gear & bushing (trans. output shaft first speed)	7B266	Handle (jack)	17081
Gear & bushing (trans. output shaft second speed)	7176	Handle (radiator & headlamp guard latch)	18418
Gear & bushing assy. (aux. output shaft second speed)	7176	Handle (wheel nut wrench)	17034
Gear & bushing assy. (trans. direct drive)	7024	Handle assy. (cab lock camshaft control arm)	5A378
Gear & bushing assy. (trans. reverse idler)	7141	Handle assy. (hood latch)	16700
Gear kit (trans. aux. countershaft drive)	7177	Handle assy. (radiator & headlamp guard latch)	8B488
Gear & pinion (windshield wiper motor)	17A479	Hanger (muffler)	5A290
Gear & pinion kit (rear axle differential)	4237	Harness assy. (air brake tube)	2C091, 2C096
Gear and pinion kit (rear axle drive)	4209		
Gear & shaft (trans. aux. countershaft)	7113	Harness assy. (air brake treadle valve)	2C095
Gear & shaft assy. (windshield wiper motor output)	17A434	Harness assy. (A/C blower motor)	18C629
Glass (instrument cluster)	10880	Harness assy. (A/C control motor)	18C560
Glass (radiator coolant level sight)	8B404	Harness assy. (heater control motor)	18C560, 18C629
Governor assy. (air compressor)	2885		
Governor assy. (eng.)	12450-1	Head (A/C compressor)	19D646-7
Governor assy. (trans.)	7C053	Harness assy. (vacuum hose)	19C827
Grille (A/C air intake)	19744	Head (A/C compressor cyl.)	2995, 17723
Grille (radiator)	8190, 8200	Head (cab lift pump piston)	5A387
Grille (radio speaker)	18985	Head (eng. cyl.)	6049
Grille assy. (A/C & heater air inlet)	18B591	Head (rear view outside mirror)	17C702
Grille assy. (air cleaner air duct)	9672	Head (water filter mounting)	8C074
Grommet (carb. air cleaner)	9697	Headlamp assy. (less bulb & wiring)	13008
Grommet (carb. choke)	14612	Heater assy.	18478
Grommet (eng. P/S oil reservoir cover stud)	6570	Hinge (A/C housing cover)	18C662
Grommet (eng. valve push rod cover bolt or stud)	6570	Hinge (accelerator pedal)	9710
Grommet (eng. valve rocker arm cover stud)	6570	Hinge (cab lift pump)	5A385
Grommet (fuel air shut-off control)	9S504	Hinge (heater housing cover)	18C662
Grommet (fuel tank filler neck)	9080	Hinge (hood)	16796-7
Grommet (instrument control cable)	10A898	Holder (alternator brush)	10351
Grommet (radio antenna cable)	18A908	Holder (fuse)	14417
Grommet (rear axle piston to push rod)	4344	Holder (starter motor brush)	11061
Grommet (speedo. case)	17304	Holder & terminal plate assy. (starter motor brush)	11A037
Grommet (tachometer cable)	17N290	Hood	16612
Grommet (windshield wiper motor mounting)	17C431	Hood & door assy. (A/C condenser)	19C649
Grommet (wiring)	14603	Hook assy. (rear towing)	5N180
Ground (steering shaft)	3B710	Hook (aux. fuel tank bracket)	9148
Guard (fuel tank)	9099	Hook (battery box cover)	10A679
Guard (parking brake drum)	2625	Hook (cab lock aux.)	5A158
Guard (radiator grille)	8307	Hook assy. (hood auxiliary catch)	16892
Guard (radiator lower)	8A316	Hook (hood latch)	16900
Guard assy. (alternator pulley & belt)	10B381	Hook (towing front)	17A954-5
Guard assy. (radiator grille & headlamp)	18410	Horn assy.	13832-3
Guard assy. (rear wheel splash)	16A550	Horn kit (air)	13800
Guide Pin (adjustable steering column bracket)	3N927	Hose (air by pass valve inlet)	9F287
Guide (air brake shoe actuator plunger)	2B005	Hose (air by-pass inlet-lower)	9H299
Guide (brake air chamber wedge)	2F225	Hose (air cleaner inlet)	9B614
Guide (steering gear ball return)	3523	Hose (air cleaner)	9W633
Guide Assy. (speedometer & tachometer cable)	17B372	Hose (air cleaner to resonator)	9F767
Guide Pin (adjustable steering column bracket)	3N927	Hose (A/C evaporator drain)	19858
Gusset (cab mounting rear rear inner)	5382-3	Hose (air cleaner to intake manifold)	9B613
Gusset (cab mounting spring bracket)	5B406	Hose (air cleaner to intake tube upper)	9C681
Gusset (frame cross member)	5031-2	Hose (air compressor tube water)	2-2917
Gusset (frame crossmember intermediate)	5K003	Hose (brake booster reservoir tank gauge)	2A037
Gusset (frame side member to rear cross member R.H.)	5146	Hose (brake relay valve to rear wheel connector)	2A289

1980/
TRUCK SERIES 600/900

ALPH.



Click Here To Order
BUY IT NOW!
100% GUARANTEED

INDEX

PART NAME	GROUP NUMBER	PART
Notes: Δ Refer to page 1 of Paint Section		
H — Cont'd		H — Cont'd
Hose (brake vacuum booster)	2336	Hose (water by-pass)
Hose (bulk)	2269	
Hose (carb. air cleaner to compressor)	2974	Hose (water filter supply or return)
Hose (coolant)	8C063-9	Hose (water pump to radiator by-pass tube)
Hose (eng. air cleaner (resonator to T/C))	9W625	Hose (windshield defroster)
Hose (eng. air handling line)	6B663	Hose (windshield washer)
Hose (eng. by-pass oil filter supply)	6A651-2	Hose (windshield washer reservoir to foot controls)
Hose (eng. crankcase vent)	6853	Hose (windshield wiper)-bulk
Hose (eng. oil filler pipe)	6793	Hose (windshield wiper vacuum pump to brake booster check valve)
Hose (eng. oil filter inlet)-bulk	6745	
Hose (eng. oil filter pipe)	6A787	Hose assy. (air brake foot control valve to front tee)
Hose (eng. radiator crossover vent)	6B644	Hose assy. (air brake foot control valve to quick release valve)
Hose (eng. turbo charger air tube to intake manifold)	6N650	
Hose (eng. turbo charger air tube to outlet)	6N651	Hose assy. (air cleaner inlet)
Hose (exhaust air supply bypass valve to check)	9K446	Hose assy. (air compressor governor to governor tube)
Hose (exhaust air supply check valve)	9C433	Hose assy. (air compressor oil inlet)
Hose (exhaust air supply check valve inlet)	9B466	Hose assy. (air compressor oil inlet & outlet)
Hose (exhaust air supply pump inlet)	9B458	Hose assy. (air compressor outlet)
Hose (exhaust air supply silencer inlet)	9J435	Hose assy. (air compressor to governor)
Hose (fuel pump to fuel filter)	9A289	Hose assy. (brake)
Hose (fuel filter drain)	9W309	Hose assy. (brake air check valve)
Hose (fuel return)	9324	Hose assy. (brake booster pressure line)
Hose (fuel tank to filler pipe)	9047	Hose assy. (brake booster return line)
Hose (fuel tank vent)	9324	Hose assy. (brake front control valve)
Hose (fuel tube)	9324	Hose assy. (brake manifold to union)
Hose (fuel vapor)	9E325	Hose assy. (brake reservoir connector)
Hose (fuel vapor returns)	9G297	Hose assy. (brake vacuum pump oil inlet)
Hose (heater water)	18472	Hose assy. (cab cylinder lift)
Hose (intake manifold inter cooler water)	9L443	Hose assy. (clutch master cylinder tube)
Hose (intake tube-eng. air cleaner)	9C682	Hose assy. (clutch release)
Hose (manifold to brake vacuum booster check valve)	2-2352	Hose assy. (eng. air cleaner outlet)
Hose (power steering bulk)	3B719	Hose assy. (eng. by-pass oil filter)
Hose (P/S reservoir filler tube)	3F551	Hose assy. (eng. oil)
Hose (radiator)	8260	
Hose (radiator air aspirator)	8C012	Housing assy. (eng. oil cooler)
Hose (radiator bulk)	8333	Hose assy. (fan clutch)
Hose (radiator drain)	8081	Hose assy. (front brake)
Hose (radiator overflow)	8075, 8A213	Hose assy. (fuel filter outlet)
		Hose assy. (fuel filter inlet)
Hose (radiator shutter)	8493	Hose assy. (fuel primer pump)
Hose (radiator shutter thermostat to brake booster line)	8A205	Hose assy. (fuel pump to discharge fitting)
		Hose assy. (fuel tank selector valve)
Hose (radiator supply tank overflow tube)	8B102	Hose assy. (fuel tank to fuel tubes)
Hose (radiator supply tank overflow tube connecting)	8-8059	Hose assy. (fuel return)
		Hose assy. (fuel vapor return)
Hose (radiator supply tank vent tube connector)	8A366	Hose assy. (inter. axle solenoid valve actuator)
Hose (radiator to supply tank vent)	8003, 8497	Hose assy. (manifold to brake vacuum tube flexible)
		Hose assy. (parking brake air valve)
Hose (rear axle power divider differential lockout cylinder)	4881	Hose assy. (parking brake emergency air supply)
Hose (rear axle)	4090	Hose assy. (parking brake press feed)
Hose (rear brake)	2282	Hose assy. (P/S pressure line)
Hose (trans. air filter)	7B175	Hose assy. (rear air brake flexible)
Hose (trans. aux. shift air supply)	7B175	Hose assy. (rear axle air shift control)
Hose (trans. oil cooler)	7B093	Hose assy. (rear axle differential lock)
Hose (trans. oil overflow)	7A080	Hose assy. (rear axle power divider differential lockout control valve)
Hose (trans. shift control valve to cylinder)	7B175	
Hose (trans. slave unit to range shift cylinder)	7B175	Hose assy. (rear wheel brake)
Hose (trans. water pump to radiator by-pass tube)	7B175	Hose assy. (reservoir to air brake foot control valve)

October, 1993

COPYRIGHT © 1993 - FORD MOTOR - DEARBORN, MICHIGAN
COMPANY

Final Issue



Click Here To Order

BUY IT NOW!



INDEX

PART NAME	GROUP NUMBER	PART	
Notes: Δ Refer to page 1 of Paint Section			
H — Cont'd		H — Cont'd	
Hose assy. (trailer brake air)	2A138	Housing assy. (P/S pump)	3A643
Hose assy. (trans. oil cooler)	7890	Housing assy. (rear axle)	4010-1, 4310
Hose assy. (trans. shift air supply)	7B175	Housing assy. (rear axle power divider front)	4574
Hose & fitting (oil filter by-pass)	6A651-2	Housing assy. (rear axle power divider shift fork)	4563
Hose & shield assy. (air cleaner intake manifold)	9B613	Housing assy. (steering column shaft coupling)	3A528
Hose guard kit	19B970	Housing assy. (steering gear)	3548
Hose water outlet	8A507	Housing assy. (steering gear actuator)	3E564
Housing (air brake actuator)	2B011	Housing assy. (rear lamp)	13434-5
Housing (A/C & heater blower motor)	19C926	Housing assy. (trans. control selector)	7B020
Housing (alternator front)	10333	Housing assy. (water pump)	8503
Housing (alternator rear)	10334	Housing & bearing assy. (clutch pressure plate release bearing)	7A605
Housing (carb. fast idle cam)	9981	Housing & bushing (starter motor drive end)	11130
Housing assy. (carb. throttle shaft)	9518	Housing and jewel assy. (instrument cluster)	10C896
Housing base (rear axle shift assy.)	4082	Housing & plugs assy. (carb. governor)	9B570
Housing (carb. thermostatic choke)	9848	Housing & seat assy. (carb. secondary diaphragm)	9501
Housing (clutch)	7505	Housing & shift assy. (power divider diff. lockout)	4563
Housing (distributor terminal cap)	12106	Housing & wiring assy. (radio speaker)	19A163
Housing (eng. turbo charger turbine)	6N677	Housing kit (rear axle)	4010
Housing (front axle spindle)	3B105-6	Housing kit (starter motor drive end)	11130
Housing (head lamp)	13100-1	Housing kit (trans. rear cross shaft)	7B101
Housing (heater blower motor sleeper unit)	18568	Hub (carb. fast idle cam)	9B558
Housing (rear axle)	4090	Hub (eng. oil pump idler gear)	6K705
Housing (rear axle air shift)	4082	Hub (trans.)	7931
Housing (rear axle electric shift)	4082	Hub (trans. clutch)	7B067
Housing (rear cross shaft)	7B102	Hub (trans. converter impeller)	7915
Housing (steering gear coupling shaft u/joint)	3E736	Hub (trans. output shaft)	7D164
Housing (regulator switch)	14528	Hub (trans. reverse clutch)	7B067
Housing (trans. control selector)	7A307	Hub (trans. third and fourth gear clutch)	7183
Housing (trans. countershaft brake P.T.O.)	7165	Hub (water pump pulley)	8553
Housing (trans. extension)	7A039	Hub assy. (front)	1104
Housing (trans. front shift)	7222	Hub assy. (front spoke wheel)	1014
Housing (trans. gearshift lever)	7203, 7222	Hub assy. (P/S pump drive)	3E762
Housing (trans. gearshift lower)	7A197	Hub assy. (rear)	1109
Housing (trans. intermediate & low clutch reaction)	7A446	Hub assy. (trans. forward ring gear)	7B067
Housing (trans. piston)	7B408	Hub & bearing assy. (clutch release)	7548
Housing (trans. piston valve)	7B408	Hub & drum assy. (rear wheel brake)	1113
Housing (trans. rear cross shaft)	7B102		
Housing (trans. shift bar)	7222	I	
Housing (warning indicator)	10A858, 10C876	Ignition cable (high tension radio resistance)	12A024
Housing (windshield wiper motor)	17A431, 17B508	Impeller (water pump)	8512
		Impeller assy. (trans. converter)	7908
		Impeller repair kit (P/S pump)	3A711
Housing assy. (A/C lower)	18C614	Indicator (eng. oil level)	6750
Housing (A/C barrier motor)	18755	Indicator (trans. control selector)	7A110
Housing assy. (brake air chamber)	2A463	Indicator (trans. oil level)	7A020
Housing assy. (cab lock)	5A384	Indicator assy. (eng. air cleaner restriction)	9N622
Housing assy. (cab lock lower)	5B367	Indicator assy. (eng. stop)	10D846
Housing assy. (carb. secondary throttle diaphragm)	9501	Indicator assy. (engine use)	10A979
Housing assy. (carb. throttle operating shaft)	9B505	Indicator assy. (exhaust gas-pyrometer)	10K892
Housing assy. (eng. flywheel)	6392	Indicator assy. (trans. oil temperature)	10C911
Housing assy. (front air brake camshaft)	2304	Injector assy. (fuel)	9E527
Housing assy. (front driving axle)	3010	Insert (eng. oil filter mounting bolt)	6890
Housing assy. (heater)	18A484	Insert (eng. valve seat)	6057
Housing assy. (heater defroster blower)	18B568	Insert (fuel tube clamp)	9E320
Housing assy. (heater lower)	18C614	Insert (fitting)	2A269
Housing assy. (instrument panel control)	10A858	Insert (rear spring front hanger)	5A555
Housing assy. (instrument panel lamp)	10C876, 17D440	Insert (thermostatic choke control air intake)	9A714
Housing assy. (P/S drag link control valve & spool)	3C516	Insert (trans. gear shifter fork)	7C430

1980/
TRUCK SERIES 600/900



INDEX

PART NAME	GROUP NUMBER	PART	NUMBER
Notes: Δ Refer to page 1 of Paint Section			
I — Cont'd		J — Cont'd	
Insert (trans. intermediate & high clutch hub)	7A044	Joint assy. (trans. control rod ball)	7B081
Insert (trans. third & high synchronizer clutch hub)	7A044	Joint assy. (trans. gearshift control rod front)	7A134
Installation kit (oil filter)	4A329	Joint assy. (trans. gearshift control rod rear)	7B170
Insulation (hood air inlet sound)	16A812	Joint kit (front axle shaft universal)	3249
Insulator (air cleaner support)	9P686	Joint kit (steering column coupling shaft slip yoke)	3815
Insulator (A/C - tube)	19911	Jumper (alternator brush spring to field terminal)	10A342
Insulator (alternator diode plate)	10A383	K	
Insulator (alternator rectifier)	10310	Key (A/C compressor clutch hub)	19D651
Insulator (alternator stator end)	10A361	Key (door lock blank)	3685
Insulator (alternator terminal)	10329	Key (eng. timing gear)	6N250
Insulator (ammeter)	10C914	Key (eng. valve spring retainer)	6518
Insulator (aux. trans. front & rear mount)	7010,	Key (front axle spindle arm)	4243
Insulator (battery hold down)	10726	Key (front axle steering arm)	4243
Insulator (battery hold down clamp)	10774	Key (fuel injection pump fuel shut off lever)	9R533
Insulator (circuit breaker)	12289	Key (ignition lock blank)	3685
Insulator (clutch pedal assist spring)	7A630	Key (rear axle driven gear)	4243
Insulator (eng. front support)	6038,	Key (speedo. or tach. drive)	17A259
	6A061,	Key (trans. aux. counter shaft)	7B220
	6068	Key (trans. countershaft gear)	7B220
Insulator (eng. rear motor mount)	6A061,	Key (trans. main shaft gear)	7B220
	6068	Key (trans. output shaft gear)	7B220
Insulator (eng. rear support)	6A061	Key (trans. reverse idler gear)	7B220
Insulator (frame to body bracket)	5A103	Key & pins (trans. output)	7B220
Insulator (fuel tank)	9240	Key & pin assy. (trans. main shaft)	7B220
Insulator (fuel tank strap)	9067	KIT - refer to appropriate noun name	
Insulator (hood-sound)	16738	For example:	
Insulator (horn blowing contact & spring lower)	13867	insulator kit (starter motor field terminal)	11102
Insulator (muffler heat)	5B294	Kit (A/C Comp. Thermal Protection)	19498
Insulator (muffler inlet pipe heat)	5B295	Knob (rear axle power divider lockout control)	4503
Insulator (non-metallic wiring conduit)	14A240	Knob (rear wheel parking brake air control valve)	2A736
Insulator (nylon tube)	2B478	Knob (tractor brake air protector valve)	2B495
Insulator (radiator mounting)	8124-5	Knob assy. (headlamp switch)	11666
Insulator (radiator support brace)	8A421	Knob assy. (heater)	18519
Insulator (rear spring bracket rebound pin)	5970	Knob assy. (instrument cluster lamp switch)	13K713
Insulator (starter motor field terminal)	11107	Knob assy. (radio receiver)	18817
Insulator (starter motor grounded brush plate)	11A040	Knob assy. (windshield wiper control)	17513
Insulator (starter motor grounded brush spring pin)	11A045	Knob & element (cigar lighter)	15052
Insulator (starter motor insulated brush plate)	11A041	Knob & shaft assy. (headlamp switch)	11661
Insulator (starter motor switch)	11068	Knob & wire assy. (rear axle control)	4078
Insulator (starter motor switch spring)	11181	L	
Insulator (trans. aux. shaft control tube)	7D260	Label (fuel)	9A095
Insulator (trans. rear mount)	7010,	Lamp assy. (cigar lighter)	15072
	7E373	Lamp assy. (fog)	15200
Insulator (voltage regulator base)	10547	Lamp assy. (front side)	15A201
Insulator (wiring)	14A199	Lamp assy. (front turn indicator outboard type)	13368
Insulator assy. (air cleaner duct)	9W680	Lamp assy. (headlamp dimmer control)	13360
Insulator assy. (front spring bracket)	5A342	Lamp assy. (interior)	13776
Insulator assy. (rear suspension load)	5899	Lamp assy. (luggage compartment)	13A756
Insulator (tank level hose support)	9B011	Lamp assy. (map)	15650
Insulator assy. (trans. gearshift lever opening cover)	7E198	Lamp assy. (marker)	15442,
Insulator kit (starter motor field terminal)	11102		15A201
Interior paint	Δ	Lamp assy. (oil pressure warning)	10A962
Interlock (aux. trans. gearshift rod)	7D161	Lamp assy. (parking)	13200
Insulator assy. (engine air cleaner bracket)	9B929	Lamp assy. (power divider differential lockout warning)	10A960
J		Lamp assy. (rear)	13404-5
Jack (radio power feed)	18A930	Lamp assy. (trans. control selector)	15A801
Jet (carb. governor by-pass)	9973	Lamp assy. (trans. retarder oil temperature warning)	10A961
Jet (carb. main metering)	9533	Lamp assy. (utility)	15550
Jet assy. (windshield washer)	17603	Lamp assy. (water temperature warning)	10A963
Joint (accelerator shaft to carb. rod ball)	9786		



Click Here To Order

BUY IT NOW!



INDEX

PART NAME	GROUP NUMBER	PART NAME	GROUP NUMBER
Notes: Δ Refer to page 1 of Paint Section			
L — Cont'd		L — Cont'd	
Lamp assy. (all weather sealed beam-kit)	15200	Lever (trans. control valve shaft)	7N152
Lamp & wiring (warning indicator)	10C915	Lever (trans. cross shaft shift)	7A081
Lamp & wiring assy. (brake warning)	2B318, 10A962	Lever (trans. first & reverse gearshift)	7B224
Lamp and wiring assy. (heated mirror indicator)	10C924	Lever (trans. gearshift)	7210
Lamp & wiring assy. (brake warning)	10A962	Lever (trans. gearshift selector)	7302
Lamp & wiring assy. (low vacuum warning indicator)	10C962	Lever (trans. gearshifter)	7A315
Latch (battery cover hold down)	10704	Lever (trans. intermediate band se-vo)	7330
Latch (cab lock hook release)	5009	Lever (trans. retarder control valve)	7-7903
Latch (hood)	16700-1	Lever (windshield wiper motor park switch)	17B549
Lead (alternator ground)	10A374	Lever arm assy. (adjustable steering column bracket)	3B765
Lead (starter motor to solenoid)	111A02-8	Lever assy. (accelerator control rod)	9B820
Leaf (aux. spring No. 1)	5589	Lever assy. (accelerator control)	9B821
Leaf (aux. spring No. 2)	5590	Lever assy. (brake air foot control)	2L270
Leaf (front spring No. 1)	5313	Lever assy. (brake booster)	2B307-8
Leaf (rear spring No. 1)	5563	Lever assy. (cab lock control)	5B113
Lens (A/C control)	19B892	Lever assy. (carb. throttle control)	9A514
Lens (A/C or heater control)	18B396	Lever assy. (carb. throttle governor)	9B575
Lens (dome lamp)	13783	Lever assy. (clutch forward relay to vertical rod)	7B564
Lens (fog lamp)	15L203	Lever assy. (clutch idler bellcrank)	7B585
Lens (front turn indicator lamp-amber)	13328	Lever assy. (clutch release)	7515
Lens (front turn indicator lamp-red)	13329	Lever assy. (clutch release shaft)	7B552
Lens (instrument cluster main)	10887	Lever assy. (clutch release shaft)	7B552
Lens (instrument cluster warning lamp)	10A936	Lever assy. (fuel injection pump throttle)	9C534
Lens (instrument panel control identification)	10A936	Lever assy. (governor control)	12A468
Lens (instrument panel turn indicator lamp)	13340	Lever assy. (hand throttle)	9A514
Lens (interior lamp)	13734	Lever (heater control)	18K253
Lens (parking lamp)	13208	Lever assy. (trans. downshift control outer)	7A394
Lens (rear lamp)	13450-1	Lever assy. (trans. downshift detent)	7D261
Lens (rear license plate lamp)	13564	Lever assy. (trans. gearshift selector)	7302
Lens (warning indicator lamp)	10A936	Lever assy. (trans. manual control)	7A256-7
Lens assy. (marker lamp)	15464	Lever assy. (trans. manual valve detent)	7A115
Letter (hood)	16606	Lever assy. (trans. remote control selector rear)	7B171
Letter kit (hood transfer)	16606	Lever assy. (turn indicator)	13305
Lever (accelerator shaft)	9A884	Lever & bushing assy. (carb. choke rod)	9A514
Lever (accelerator shaft inner)	9A896	Lever & shaft (eng. governor throttle control)	18209
Lever (brake pedal intermediate)	2466	Lever & shaft assy. (carb. secondary throttle plate)	9A592
Lever (brake shoe adjusting)	2A176-7	Lever & shaft assy. (carb. throttle)	9581
Lever (cab suspension position valve)	5C099	Lever & shaft assy. kit (carb. throttle)	9581
Lever (carb. accelerator pump)	9D591	Lever & swivel assy. (carb. choke)	9A514
Lever (carb. accelerator pump operating)	9A506	Lever & swivel assy. (carb. throttle pickup)	9B509
Lever (carb. fast idle adjusting)	9538	Lever (throttle governor control)	12A485
Lever (clutch forward relay to equalizer rod)	7511	Lift assy. (cab to frame)	5A361
Lever (clutch release shaft)	7511	Limitter (carb. idle adjusting needle)	9J500
Lever (fuel injection pump control)	9C534	Line assy. (fuel tank line to fuel pump flexible)	9288
Lever (fuel injection pump throttle)	9M581	Lining (parking brake)	2620
Lever (fuel injection pump stop control)	9D504	Lining (rear brake shoe)	2284-5
Lever (clutch vertical control)	7B570	Lining kit (brake shoe)	2007
Lever and Spring Assy. (engine gov. throttle control aux.)	18214	Link (A/C air damper door shaft)	19A600
Lever (injection pump fuel shut-off)	9N722	Link (A/C & heater air outlet door)	18B278
Lever (parking brake camshaft control)	2816	Link (brake adjusting screw)	2A175
Lever (P/S gear actuator)	3E566	Link (brake cyl. to shoe)	2042
Lever (rear axle actuating)	4081	Link (brake shoe adjusting lever)	2A178, 2179
Lever (rear axle power divider diff. lockout shift)	4459	Link (brake shoe adjustment lever)	2042
Lever (remote control selector upper)	7A081	Link (carb. accelerator pump)	9529
Lever (remote control shift)	7A081	Link (distributor breaker plate)	12A186
Lever (starter motor drive)	11067	Link (parking brake cable connecting)	2861
Lever (transfer case control)	7210	Link (parking brake lever to primary brake shoe)	2A642
		Link (parking brake to trans.)	2630
		Link (radiator & headlamp guard latch handle)	18422

1980/
TRUCK SERIES 600/900

ALP



Click Here To Order
BUY IT NOW!
100% SATISFACTION GUARANTEED

INDEX

PART NAME	GROUP NUMBER	PART NAME	GROUP NUMBER
Notes: Δ Refer to page 1 of Paint Section			
L — Cont'd		M — Cont'd	
Link (radiator & headlamp guard latch rocker)	18420	Modulator assy. (trans. shift control)	7A377
Link (trans. retarder pedal retracting spring)	7904	Modulator dissipator assy. (inst. pnl. clus.)	13W752
Link assy. (steering drag)	3304-5	Module and dissipator assy. (instr. panel cluster)	10W842
Link assy. (windshield wiper motor)	17B449	Monitor assy. (brake skid control warning)	2C012
Link repair kit (brake adjusting screw)	2042	Motor assy. (A/C blower)	19805
Link repair kit (front brake adjusting screw)	2042	Motor assy. (heater blower)	18527
Linkage assist (windshield wiper motor kit)	17K491-2	Motor assy. (rear axle electric shift)	4100
Liquid line (A/C dryer to evaporator)	19862-3	Motor assy. (vac.-carb. air cleaner)	9D612
Liquid tire chain	Δ	Motor assy. (windshield wiper)	17508
Locator (eng. air cleaner element)	9649	Motor housing kit (rear axle shift assy.)	4N082
Lock (brake shoe adjustment)	2B345	Motor kit (rear axle shift electric)	4100
Lock (exhaust manifold to cyl. head bolt tab)	9A447	Motor oils	Δ
Lock (front axle differential bearing adjuster)	4143	Moulding (engine air cleaner duct)	9B685
Lock lubricant	Δ	Moulding (radiator grille opening)	8419
Lock (rear axle differential bearing adjuster)	4143	Mounting kit (compressor bracket)	2A956
Lock (rear axle drive gear adjusting screw)	4226	Muffler	5230
Lock (trans. reverse idler bearing)	7155	N	
Lock assy. (cab retaining arm)	5010	Neck & bracket assy. (eng. oil filler hose)	6784
Lock assy. (steering column position)	3D616	Neck Assy. (water filler)	8020
Lockplate (rear axle oil filter)	4A321	Needle assy. (carb. fuel inlet)	9564
Lockplate (universal joint)	4872	Needle (carb. idle adjusting)	9541
Louver assy. (fog lamp lens)	15A236	Nipple (brake booster hose)	2364
Lube pump replacement kit (rear axle sower divider)	4A581	Nipple (trans. air hose)	7B418
Lubricants	Δ	Nipple assy. (brake compressor air hose inlet)	2A995
Lubricator (rear axle differential)	4159	Nozzle (windshield defroster hose)	18490-1
M		Nozzle (windshield washer)	17A602
Magnet (power steering pump reservoir)	3F614	Nozzle assy. (carb. pump discharge)	9577
Main shaft & gull assy. (trans.)	7061	Nozzle assy. (eng. primer)	9D838
Manifold (brake air supply)	2B280	Nozzle & connector assy. (windshield defroster)	18A636
Manifold (carb. air supply)	2B380	Nut (air brake chamber lock)	2B001
Manifold (intake)	9424-5	Nut (brake adjusting screw)	2223
Manifold assy. (exhaust)	9430-1	Nut (brake air booster body piston packing retainer)	2033
Manifold assy. (exhaust air supply)	9B445-6	Nut (brake booster diaphragm)	2440
Manifold & check valve assy. (brake vacuum booster)	2B013	Nut (brake pipe)	2133
Manifold & tube assy. (air conditioner)	19D734	Nut (brake shoe adjusting screw)	2047
Mask (A/C and heater control lens)	18D262	Nut (clutch release lever adjusting)	7A525
Mask (instrument cluster)	10890-4	Nut (coupling shaft flange retaining)	4A819
Mask (instrument cluster warning light module)	10890	Nut (dual rear wheel inner)	1132-3
Mask (trans. control selector dial)	15840	Nut (dual rear disc wheel outer)	1134-5
Mast assy. (radio antenna replacement)	18A886	Nut (eng. connecting rod)	6212
Mat (front floor)	13086	Nut (eng. oil pump outlet tube)	6N857
Mat (running board)	16490-1	Nut (eng. valve rocker arm stud)	6A529
Member (cab mounting frame side)	5366-7	Nut (front axle spindle outer lock)	3276
Member (fuel tank compression)	9B086	Nut (front axle wheel bearing adjusting)	3295
Member assy. (cab mounting frame center)	5A379	Nut (front spring "U" bolt)	5456
Member assy. (cab mounting frame front)	5A380	Nut (front wheel spindle)	3104
Member assy. (cab mounting frame rear center)	5379	Nut (fuel pump manual control)	9A389
Microphone assy. (C.B. radio)	18B804	Nut (headlamp adjusting pivot)	13181
Mirror (rear view outside)	17A700	Nut (headlamp switch)	11650
Mirror assy. (rear view outside)	17682-3	Nut (instrument panel fuel tank selector switch)	11650
Mirror & guard assy. (rear view outside less arms)	17B717, 17C732	Nut (P/S pump hub retaining)	3K559
Mirror kit (rear view outside)	17696	Nut (power divider push rod stop bolt)	4A192
Mirror kit (vanity)	17A679	Nut (rear axle drive pinion)	4320
Modification kit (carburetor)	9D544	Nut (rear axle driven gear thrust block adjusting screw)	4391
Modulator assy. (brake skid control)	2B373	Nut (rear axle gear case bolt)	4322
Modulator assy. (carb. secondary throttle)	9503	Nut (rear axle housing)	4A142
Modulator assy. - ignition (breakerless)	12A199	Nut (rear axle piston to push rod stop)	4A130
		Nut (rear axle shift fork pivot bolt)	4571

October, 1993

COPYRIGHT © 1993 - FORD MOTOR - DEARBORN, MICHIGAN COMPANY

Final Issue

1980/
TRUCK SERIES 600/900

MASTER PARTS AND ACCESSORIES ILLUSTRATIONS
FORD PARTS AND SERVICE DIVISION
FORM FPS 8473-B
GENERAL INSTRUCTIONS



This Ford Truck Master Parts Catalog contains parts illustrations for truck series B600/700, C-CT600/900, CF-CFT600/800, CL-CLT900, F-FT600/900 and L-LA-LL-LN-LNT-LS-LT-LTA-LTL-LTS600/900 for model years 1980/ for U.S. and Canadian built vehicles.

Use this illustration catalog in conjunction with the text catalog, form FPS 8473-A.

For greater convenience this catalog is divided into specific sections, such as brakes, front suspension, engine, transmission, etc. For example, FRONT SUSPENSION appears in Section 53, STEERING in Section 30, REAR AXLE in Section 40, etc.

A separate catalog which contains the text or descriptive information for the same model year is available as form FPS 8473-A. The text catalog is divided into sections also and like parts are shown under similar section numbers in both the text and illustration catalogs.

A listing of Ford group numbers and their related section numbers appears in the General Information Section of the text catalog, form FPS 8473-A.

Illustrations contain group numbers only, therefore, it is necessary to refer to the basic group within the text catalog listing for complete applicable part number.

Please Note:

Illustrations shown per this publication are to be used for text part number basic identification only.

The various parts illustrated in this publication (FPS 8473-B) are drawn for multiple vehicle applications and therefore "typical" to the actual part(s) they represent. Consequently, exact detail, measurements and configurations of the actual part cannot be shown for each illustration printed.

Refer to the various SHOP MANUAL type of publications for part removal, specifications, torque and replacement procedures.

The driver's side is the left hand side of the vehicle and determines whether such parts as fenders, lamps, etc. are right or left hand.

Model year application is indicated by showing the first year followed by a diagonal line to indicate continued usage in all subsequent years until the insertion of the last year of usage, which is shown after the diagonal line. If no diagonal line is shown, the part is applicable only to the year shown.

Example —

80/ indicates part used 1980 through subsequent model years.

80/81 indicates part used 1980 through 1981 model years.

80 indicates part used 1980 model year only.

For Certification Label Data, Catalog Model Codes and Body Type Codes refer to the General Information Section of the text catalog, form FPS 8473-A.

SYMBOLS COMMONLY USED IN THIS CATALOG

★ indicates Not Serviced-must be improvised or procured locally.

MODEL CODES

Truck models are listed throughout this catalog by truck series. A listing of series codes shown on the Certification Label is included in the General Information Section of the text catalog, Form FPS 8473-A. Refer to these codes to determine the series listed in this catalog. Model application is often consolidated as shown below:

Example: LN600/900 means LN600 through LN900 or LN600, LN700, LN800 and LN900.

Or: L-LA-LL-LN-LNT-LS-LT-LTA-LTL-LTS900 means L900, LA900, LL900, LN900, LNT, LS900, LT900, LTA900, LTL900 and LTS900.

1980/
TRUCK SERIES 600/900
DIESEL ENGINE MODELS



THE FOLLOWING LIST INDICATES THE MERCHANDISED SERIES, THE YEAR, AND THE CORRESPONDING SERIES SHOWN IN THE CATALOG.

SERIES	YEAR	CATALOGED AS	SERIES	YEAR	CATALOGED AS
B6000	80/	B600	LN7000	80/	LN700
B7000	80/	B700	LN8000	80/	LN800
			LN9000	80/	LN900
C7000	80/86	C700			
C8000	80/	C800	LNT8000	80/	LNT800
CT8000	80/	CT800	LNT9000	80/	LNT900
CF600	86/	CF600	LS8000	87/	LS800
CF700	86/	CF700	LS900	87/	LS900
CF800	87/	CF800			
CFT8000	88/	CFT800	LT8000	80/	LT800
			LT9000	80/	LT900
CL9000	80/	CL900	LTL9000	82/	LTL900
CLT9000	80/	CLT900	LTA9000	88/	LTA900
			LTS8000	80/	LTS800
F6000	80/	F600	LTS9000	80/	LTS900
F7000	80/	F700			
F8000	80/	F800			
FT8000	83/	FT800			
FT900	85/	FT900			
L8000	80/	L800			
L9000	80/	L900			
LA9000	88/	LA900			
LL9000	87/	LL900			

1980/
TRUCK SERIES 600/900

CHASSIS PARTS ILLUSTRATION IN



Following is a general index of the major groups shown in the Chassis and Body Parts Illustration Sections. For more specific information refer to the Index appearing in front of the Section number listed below.

MAJOR GROUP	● TABBED DIVIDER TITLE	INDEX SECTION
Accelerator Linkage	Fuel	90
Accessories	Listed in their appropriate groups as identified in this index	
Air Cleaner	Fuel	90
Air Conditioner	Air Conditioner Governors, Heaters, Radios, Shock Absorbers	180
Alternator	Generator, Alternator, Starter, Distributor	103
Axle (Front)	Front Axle, Steering	30
Axle (Rear)	Rear Axle	40
Battery	Generator, Alternator, Starter, Distributor	103
Battery Carriers	Generator, Alternator, Starter, Distributor	103
Brake System	Wheel, Brakes	10
Bumpers	Bumpers, Mirrors, Speedometer and Tachometer Cables, Splash Guards, Tow Hooks, Washers, Wipers	175
Camshaft	Engine	60
Carburetor	Fuel	90
Carrier (Wheel)	Wheel, Brakes	10
Clutch	Transmission, Clutch	70
Cold Start Aid	Fuel	90
Cooling System	Cooling, Grille	80
Coupling Shaft	Driveshaft, Coupling Shaft	40
Crankcase Vent System	Engine	60
Cylinder Block	Engine	60
Cylinder Head and Valves	Engine	60
Distributor	Generator, Alternator, Starter, Distributor	103
Driveshaft	Driveshaft, Coupling Shaft	40
Electrical	Generator, Alternator, Starter, Distributor	103
Electrical	Lamps, Wiring	130
Emission Control (Thermactor)	Fuel	90
Engine	Engine	60
Engine Supports	Engine	60
Engine Warning System	Generator, Alternator, Starter, Distributor	103
Exhaust System	Frames, Mufflers, Exhaust	50
Fan	Cooling, Grille	80
Fenders	Fender, Hood	160
Frame	Frames, Mufflers, Exhaust	50
Front Axle	Front Axle, Steering	30
Front Springs	Spring, Rear Suspension	50
Front Suspension	Front Axle, Steering	30
Fuel Filter	Fuel	90
Fuel Injection	Fuel	90
Fuel Pump	Fuel	90
Fuel System	Fuel	90
Fuel Tank	Fuel	90
Gearshift Lever	Transmission, Clutch	70
Governors	Air Conditioner Governors, Heaters, Radios, Shock Absorbers	180
Grille	Cooling, Grille	80
Heater	Air Conditioner Governors, Heaters, Radios, Shock Absorbers	180
Hood	Fender, Hood	160
Horn	Lamps, Wiring	130
Hubs	Wheel, Brake	10

● Applicable to Loose Leaf Catalogs only.

INDEX

CHASSIS PARTS ILLUSTRATION — cont'd



MAJOR GROUP	● TABBED DIVIDER TITLE	INDEX SECTION
Ignition System	Generator, Alternator, Starter, Distributor	103
Instrument Cluster	Generator, Alternator, Starter, Distributor	103
Lamps	Lamps, Wiring	130
Lever (Gearshift)	Transmission, Clutch	70
Manifolds	Fuel	90
Mirrors	Bumpers, Mirrors, Speedometer and Tachometer	175
	Cables, Splash Guards, Tow Hooks, Washers, Wipers	
Muffler	Frame, Muffler, Exhaust	50
Oil Pump	Engine	60
Piston and Connecting Rod	Engine	60
Pump (Fuel)	Fuel	90
Pump (Oil)	Engine	60
Pump (Water)	Cooling, Grille	80
Radiator	Cooling, Grille	80
Radios	Air Conditioner Governors, Heaters, Radios, Shock Absorbers	180
Rear Axle	Rear Axle	40
Rear Springs	Springs, Rear Suspension	50
Shaft (Coupling)	Driveshaft, Coupling Shaft	40
Shock Absorbers	Air Conditioner Governors, Heaters, Radios, Shock Absorbers	180
Shutters	Cooling, Grille	80
Spare Wheel Carrier	Wheel, Brake	10
Speedometer and Tachometer Cables	Bumpers, Mirrors, Speedometer and Tachometer Cables, Splash Guards, Tow Hooks, Washers, Wipers	175
Splash Guards	Bumpers, Mirrors, Speedometer and Tachometer Cables, Splash Guards, Tow Hooks, Washers, Wipers	175
Springs	Springs, Rear Suspension	50
Stabilizer (Front)	Front Axle, Steering	30
Starter	Generator, Alternator, Starter, Distributor	103
Steering	Front Axle, Steering	30
Suspension (Front)	Front Axle, Steering	30
Suspension (Rear)	Springs, Rear Suspension	50
Tank (Fuel)	Fuel	90
Thermostatic Choke Control	Fuel	90
Tow Hooks	Bumpers, Mirrors, Speedometer and Tachometer Cables, Splash Guards, Tow Hooks, Washers, Wipers	175
Transmission (Manual)	Standard Transmission, Clutch	70
Transmission (Transmatic)	Transmatic Transmission	T70
Turbocharger	Fuel	90
Valves, Push Rods and Covers	Engine	60
Voltage Regulator	Generator, Alternator, Starter, Distributor	103
Water Pump	Cooling, Grille	80
Wheels	Wheels, Brakes	10
Windshield Washer, Wiper	Bumpers, Mirrors, Speedometer and Tachometer Cables, Splash Guards, Tow Hooks, Washers, Wipers	175
Wiring	Lamps, Wiring	130

● Applicable to Loose Leaf Catalogs only.

1980/
TRUCK SERIES 600/900



BODY PARTS ILLUSTRATION INDEX

Door Parts	Body Parts	
Exterior Trim	Sheet Metal, Exterior Mldg., Interior Trim	Δ
Interior Trim	Sheet Metal, Exterior Mldg., Interior Trim	Δ
Ladders and Steps	Body Parts	Δ
Platform and Racks	Body Parts	Δ
Seats	Body Parts	Δ
Sheet Metal	Sheet Metal, Exterior Mldg., Interior Trim	Δ
Window Parts	Body Parts	Δ
Windshield	Body Parts	Δ

HOW TO USE THIS CATALOG

There are three ways of finding part numbers if the group number is not shown.

1. By Part Name
2. By Illustration
3. By Identification

Should an inquiry be received for a fender (front) assy. for a 1984 FT series truck w/o tilt front end.

BY PART NAME

- A. Refer to the Chassis Parts Alphabetical Index in the text catalog, form FPS 8473-A.
- B. Refer to the alphabetical nomenclature and find the part name. The group number listed is 16005-6.
- C. Refer to group number 16005-6 and locate 1983/ in the "YEAR" column. Find the series FT in the "MODEL/RESTRICTIONS" column.
- D. The part number shown is E0TZ-16005-B (R.H.) and E0TZ-16006 (L.H.)

BY ILLUSTRATION

- A. Refer to the tabbed divider marked "FENDER-HOOD" in this catalog.
- B. Refer to the index immediately behind the divider and find the illustration titles for the F-FT Series.
- C. Under the heading "FENDERS" find the FENDERS, APRONS and SHEET METAL—w/o tilt front end.
- D. Refer to the illustration designated (on page 8 of Illustration Section 160) and find the group number for the Fender Assy. Basic 16005.
- E. Refer to group number 16005 in the text catalog and locate 80/ in the "YEAR" column. Find the series FT in the "MODEL/RESTRICTIONS" column.
- F. The part number shown is E0TZ-16005-B (R.H.) and E0TZ-16006-B (L.H.)

BY IDENTIFICATION

Certain parts and most major assemblies are identified with a part number shown on an attached tag or plate or on the part itself. Reference to identification numbers is made throughout the catalog and cross reference charts are included in some sections to provide immediate knowledge of the service part number when the identification number is known. All identification information other than charts will be preceded by the symbol (#).

IMPORTANT — Identification tags and plates must be retained with the part or assembly with which they are originally supplied.

HOW TO ORDER PARTS

When ordering parts, always give the complete part number.

In the event the part number is not known, the following information should be included:

- A. Complete description of part.
- B. Model year and body type.
- C. Dimension, number of teeth, size, etc., if possible rough sketch of parts.
- D. If applicable to engine, transmission, axle, steering, etc., specify type such as 429 cubic inch, Transmatic Transmission, Power Steering, etc.
- E. Advise how shipment is to be made — Freight, Express, Air, Parcel Post.

Δ Refer to Index Section in front of Body Illustrations.

6 GENERAL
INFORMATION

1980/
TRUCK SERIES 600/900

EXPLANATION OF SYMBOL ★

- ★ Symbol indicates part is not supplied for service due to the following:
- a. Part is superseded and replaced as indicated in the description column of the text catalog.
 - b. Part can be improvised as indicated in the description column of text catalog.
 - c. Due to its function there would be little or no demand.

NOTE — ALWAYS REFER TO THE DESCRIPTION COLUMN OF THE TEXT CATALOG FOR POSSIBLE SUBSTITUTION OR FOR MATERIAL SPECIFICATIONS AND DIMENSIONS WHICH MAY BE HELPFUL IN OBTAINING THE NON-SERVED PART LOCALLY.



1980/
TRUCK SERIES 600/900



INDEX

THIS INDEX SECTION INCLUDES THE FOLLOWING MAJOR GROUPS

- | | |
|----------------------------|---------------------------|
| BRAKE AIR CHAMBER | BRAKE WHEEL CYLINDER |
| BRAKE BOOSTER INSTALLATION | DIESEL BRAKE VACUUM PUMPS |
| BRAKE BOOSTER PARTS | FRONT and REAR BRAKES |
| BRAKE and CLUTCH PEDALS | PARKING BRAKES |
| BRAKE MASTER CYLINDERS | SPARE WHEEL CARRIERS |
| BRAKE SYSTEMS | SUPPORTS |
| | WHEELS, HUBS and DRUMS |

YEAR 19__	TITLE	MODEL	SECTION	PAGE	ILLUS. NO.
--------------	-------	-------	---------	------	------------

B SERIES

BRAKE AIR CHAMBER					
80/	Bendix-Westinghouse cam-type service brake air chamber	B700	21.1	11	P-11203
80/	MGM cam-type service brake air chamber	B700	21.1	6	P-8902
80/	Parking brake and safety air chamber (rear wheel)-Maxibrake	B700	21.1	7	P-11323
BRAKE BOOSTER PARTS					
80/83	Brake booster - Hydro-Max	B600/700	23	6	P-16082
84/	Brake booster - Hydro-Max	B600/700	23	6	P-18805
84/	Brake booster installation - Hydro-Max	B600/700	23	8	P-18806
BRAKE and CLUTCH PEDALS					
80/	Clutch and brake pedal instal. - upper	B600/700	75	1	P-16032
80/	Clutch pedal linkage				
	-8 cyl. 370 (6.6L) and 429 (7.0L) gas	B600/700	75	2	P-16033
	(1987/)-6 cyl. 401 (6.6L) and 474 (7.8L) diesel				
	-Page A	B600/700	75	22	P-19742
	-Page B	B600/700	75	23	P-19743
	(1980/87)-8 cyl. 501 (8.2L) Detroit diesel	B600/700	75	3	P-16034
	-8 cyl. 636 (10.4L) diesel	B600/700	75	3	P-16034
BRAKE MASTER CYLINDER					
80/83	Brake master cylinder - Hydro-Max	B600/700	23	6	P-16082
84/	Brake master cylinder - Hydro-Max	B600/700	23	6	P-18805
BRAKE SYSTEMS - AIR					
80/	Air brake compressor installation-8 cyl. 370 and 429 Gas	B700	28	2	P-15130
	(1987/)-6 cyl. 401 (6.6L) and 474 (7.8L) diesel				
	- Page A	B600/700	28.1	18	P-19736
	- Page B	B600/700	28.1	19	P-19737
	(1981/87)-8 cyl. 501 (8.2L) Detroit Diesel				
	- Page A	B600/700	28.1	10	P-16695
	- Page B	B600/700	28.1	11	P-16696
	(1983/)-8 cyl. 636 (10.4L) Cat. Diesel				
	- Page A	B700	28.1	16	P-17642
	- Page B	B700	28.1	17	P-17643
80/	Air brake system (low air pressure buzzer)	B700	20.1	12	P-10202
80/	Air brake system (brake skid control)-front axle sensor	B700	20.1	16	P-12403
80/	Air brake system				
	- Rear frame tubing - Page A	B700	20.1	1	P-16045
	- Page B	B700	20.1	2	P-16046
	- In cab instrument panel tubing-B/T 84 cowl	B700	20.1	5	P-16049
	- Front end tubing - Page A	B700	20.1	6	P-16050
	- Page B	B700	20.1	7	P-16051
	- Page C	B700	20.1	8	P-16052
	- Rear axle tubing-w/cam brakes	B700	20.1	10	P-16041
	- Rear axle jounce hoses	B700	20.1	11	P-16042
	- Front axle jounce hoses - Page A	B700	20.1	17	P-16043
	- Page B	B700	20.1	18	P-12429
80/	Air brake system (brake skid control)-single rear axle sensor	B700	20.1	15	P-12446
80/	Eaton modulator (brake skid control)	B700	20.1	14	P-13124
80/	Kelsey-Hayes modulator (brake skid control)	B700	20.1	13	P-13123

1980/
TRUCK SERIES 600/900



INDEX

YEAR	TITLE	MODEL	SECTION	PAGE	ILLUS.
19__					

B- SERIES - Cont'd

WHEELS, HUBS and DRUMS					
80/	Front wheel (disc type-tube tires)-typical	B700	10	3	P-1390
80/	Front wheel parts	B600/700	10	1	P-2005
80/	Front wheel parts (w/two piece wheel)	B600/700	10	3	P-649
80/	Front wheel (spoke type-tube tires)-typical	B700	10	4	P-1185
80/	Front wheel-typical	B600/700	10	2	P-8718
80/	Rear wheel hubs, bearings	B600/700	10	6	P-8750

C-CT SERIES

BRAKE AIR CHAMBER					
80/	Bendix-Westinghouse cam-type service brake air chamber	C-CT600/900	21.1	11	P-11203
80/	Bendix-Westinghouse wedge brake Rotochamber	C-CT600/900	21.1	5	P-5271
80/	MGM Shortstop air chamber	C-CT600/900	21.1	7	P-5270
80/	Parking brake and safety air chamber (rear wheel)-Maxibrake	C-CT600/900	21.1	7	P-11323
80/	Anchorlok cam-type spring-set brake air chamber	C-CT600/900	21.1	5	P-8316
80/	MGM wedge-type service brake air chamber	C600/900,CT900	21.1	6	P-8901
80/	MGM cam-type service brake air chamber	C-CT600/900	21.1	6	P-8902
80/	MGM Stopgard cam-type spring-set brake air chamber	C-CT600/900	21.1	8	P-8821
BRAKE BOOSTER INSTALLATION					
80/83	Brake booster (hydraulic vacuum-dual frame mounted)-w/reservoir tanks	C600/900	23	1	P-6521
84/	Hydraulic brake booster and master cyl. installation	C600/800	23	7	P-18359
BRAKE BOOSTER PARTS					
80/83	Brake booster - dual hydraulic vacuum - Bendix	C600/800	23	4	P-6985
	- vacuum-11" Bendix diaphragm type	C700/800	23	3	P-4217
	- vacuum-12 3/4" Bendix diaphragm type	C600/800	23	2	P-11526
84/	- Hydraulic (Hydro-max)	C600/800	23	6	P-18805
BRAKE and CLUTCH PEDALS					
80/83	Brake pedal installation (split hydraulic brake)	C-CT600/900	75	7	P-8803
84/		C600/900	75	18	P-18357
BRAKE MASTER CYLINDERS					
80/83	Brake master cylinder - typical	C-CT600/900	21	6	P-2331
80/83	Brake master cylinder (Wagner)-typical	C600/800	21	6	P-7019
84/	Brake master cylinder - Hydro-Max	C600/900	23	6	P-18805
BRAKE SYSTEMS - AIR					
80/	Air brake compressor installation-8 cyl. 370 (6.1L) and 429 (7.0L) Gas	C-CT700/800	28	3	P-15131
	(1980/81)-8 cyl. 477 (7.8L) and 534 (8.8L) gas	C-CT900	28	4	P-11201
	(1981/87)-8 cyl. 501 (8.2L) Detroit Diesel				
	- Page A	C-CT800	28.1	10	P-16695
	- Page B	C-CT800	28.1	11	P-16696
	-8 cyl. 636 (10.4L) Cat. Diesel	C-CT700/800	28.1	1	P-12576
80/	Air brake system (air limiting control valve)	C-CT600/900	20.3	1	P-8001
80/	Air brake system-forward frame tubing-99" and 111" w/b	C600/800	20.3	2	P-8005
	-forward frame tubing	C900	20.3	3	P-8006
	-forward tubing-135", 153" and 161" w/b	CT800/900	20.3	5	P-8008
	-rear axle tubing-jounce hoses	C600/900	20.3	30	P-16042
	-w/cam brakes	C600/900	20.3	23	P-16041
	-w/cam brakes	CT800/900	20.3	20	P-8046
	-Eaton axle and wedge brakes	CT800/900	20.3	11	P-8044
	-Rockwell (Timken) axle and wedge brakes	CT800/900	20.3	15	P-8045
80/	Air brake system-rear frame tubing-135", 153" and 175" w/b	C600/900	20.3	4	P-8007
	-135", 153" and 161" w/b	CT800/900	20.3	6	P-8009
80/	Air brake system (truck and tractor trailer-front of cab section)-Page A	C-CT600/900	20.3	12	P-12448
	-Page B (non-sleeper cab)	C-CT600/900	20.3	13	P-12449
	-Page C (sleeper cab)	C-CT600/900	20.3	14	P-12450



INDEX

YEAR	TITLE	MODEL
19		

C-CT SERIES — Cont'd

BRAKE SYSTEMS - AIR - Cont'd					
80/	Air brake system (brake skid control)-front brake sensor	C-CT600/900	20.3	19	P-12403
	-front section-Page A	C-CT600/900	20.3	7	P-12418
	-Page B	C-CT600/900	20.3	8	P-12419
	-cab section-Page A	C-CT600/900	20.3	17	P-12559
	-Page B	C-CT600/900	20.3	18	P-12560
	-rear section	CT800/900	20.3	9	P-12420
		CT600/900	20.3	10	P-12550
80/	Air brake system (front axle tubing)-jounce hoses-Page A	C-CT600/800	20.3	21	P-16043
	-Page B	C-CT600/800	20.3	22	P-12429
80/	Air brake system (brake skid control)-single rear axle sensor	C600/900	20.3	26	P-12446
	-tandem rear axle sensor	CT800/900	20.3	29	P-12447
	-tandem rear axle w/cam brakes-Page A	CT800/900	20.3	27	P-12551
	-Page B		20.3	28	P-12552
80/	Air brake system (brake skid control)-tractor trailer w/hand control valve	CT800/900	20.3	16	P-12558
80/	Eaton modulator (brake skid control)	C-CT600/900	20.3	25	P-13124
80/	Kelsey-Hayes modulator (brake skid control)	C-CT600/900	20.3	24	P-13123
BRAKE SYSTEMS - HYDRAULIC					
80/	Hydraulic brake rear axle tubing				
	(1980/83) - 17.5M, 18.5M and 22M Eaton or Dana axles	C600/900	20.4	6	P-16060
	(1980/83) - 13M, 15M and 17.5M Rockwell axles	C600/900	20.4	5	P-16061
	(1984/) - all axles	C600/800	20.4	8	P-18367
80/83	Hydraulic brake system (split)-w/frame mtd. booster-Page A	C600/900	20.4	3	P-11031-A
	-Page B	C600/900	20.4	4	P-11031-B
	(single)-w/frame mtd. booster-Page A	C600/900	20.4	1	P-8526-A
	-Page B	C600/900	20.4	2	P-8526-B
84/	Hydraulic brake system	C600/800	20.4	7	P-18363
84/	Hydraulic brake front jounce hoses	C600/800	20.4	9	P-18371
84/	Hydraulic brake system pump installation - 8 cyl. 370 (6.1L) and 429 (7.0L) gas	C600/800	28.2	5	P-18340
	(1984/87)- 8 cyl. 501 (8.2L) (990) Det. Diesel	C600/800	28.2	5	P-18341
	- 8 cyl. 636 (10.4L) Cat. Diesel	C700/800	28.2	6	P-18342
80/83	Vacuum pump installation-8 cyl. 501 (8.2L) (990) Det. Diesel	C-CT600/800	28.1	14	P-17006
	-8 cyl. (10.4L) 826 Cat. Diesel	C-CT700/800	28.1	15	P-17008
BRAKE WHEEL CYLINDERS					
80/	Front brake cylinder-typical	C600/900	21	5	P-1423
80/	Rear brake cylinder-typical	C600/900	21	5	P-1424
FRONT and REAR BRAKES - AIR					
80/	Front air brakes (single wedge)-15" x 3" and 15" x 3 1/2" Bendix	C-CT600/900	21.1	2	P-5272
80/	Front cam air brakes-Eaton	C-CT600/900	21.1	1	P-2062
	- Rockwell (Timken)	C-CT600/900	21.1	4	P-17330
	- Wagner	C-CT600/900	21.1	10	P-14046
80/	Rear cam air brakes - Eaton	C-CT600/900	21.1	1	P-2062
	(1980) - Rockwell (Timken)	C-CT600/900	21.1	4	P-8389
	(1981/) - Rockwell (Timken)	C600/800	21.1	11	P-16861
80/	Rear air brakes (wedge-actuated Twinplex)-15" x 5", 15" x 6" and 15" x 7" Bendix	C-CT600/900	21.1	3	P-5269
FRONT and REAR BRAKES - HYDRAULIC					
80/	Front brakes (self-adjusting-hydraulic)-15" x 3" Wagner	C600/900	21	7	P-6445
	(single-anchor self-adjusting-hydraulic)-14" x 2 1/2" Kelsey Hayes	C-600	21	4	P-8314
80/	Front disc brake - 8M, 9M, 9.5M and 12M axles	C-CT600/800	21	8	P-18246
	- 16M, 18M and 20M axles	C-CT600/800	21	2	P-12390

**1980/89
TRUCK SERIES 600/900**



INDEX

YEAR	TITLE	MODEL	SECTION	PAGE	ILLUS.
19__					

C-CT SERIES — Cont'd

FRONT and REAR BRAKES — HYDRAULIC — Cont'd						
80/	Rear brakes (self-adjusting-hydraulic)	- 15" x 5" Kelsey Hayes	C600/800	21	4	P-8437
		- 15" x 6" and 15" x 7" Wagner	C600/900	21	3	P-8446
		- 16" x 6" Wagner	C800/900	21	1	P-8227
		(1984)- 15" x 5", 6" & 7" Lucas	C-CT600/900	21	9	P-18466
PARKING BRAKES						
80/	Air parking brake tube installation-Maxi		C600/800	26	18	P-4553
80/	Air parking brake tube installation-Maxi		C800/900	26	17	P-4554
80/83	Control (Orscheln lever)		C600/800	26	10	P-11035
80/83	Linkage and brake (trans. internal shoe type)-9" x 3", 10" x 3"-w/Clark 280, 380 and Spicer 5000 trans.		C600/800	26	8	P-11033-A
80/83	Linkage and brake (trans. internal shoe type)-9" x 3", 10" x 3"- w/Allison AT-540, Ford C6 and New Process 435 trans.		C600/800	26	9	P-11033-B
84/	Parking brake system — hydraulic — front section — Page A		C600/800	26.1	8	P-18352
	- Page B		C600/800	26.1	9	P-18353
80/	Spring operated parking air brake system (in-cab installation)- -Page A		C-CT600/900	26	15	P-12561
	-Page B		C-CT600/900	26	16	P-12562
80/83	Parts (trans. internal shoe type)-9" x 2" and 9" x 3" -12" x 4"		C600/800	26	1	P-2848
			C800/900	26	1	P-11881
80/83	System (trans. internal shoe type)-12" x 4"-w/Allison (MT 640) trans.		C900	26	6	P-9906
80/83	System (trans. internal shoe type)-w/Orscheln lever-9" x 3" and 12" x 4" w/Clark 280, 380 and Spicer 5000, 6000 trans.		CT800/900	26	7	P-11048
80/83	System (trans. internal shoe type)-w/Orscheln lever-9" x 3" w/Clark 280, 380 trans.		C800	26	7	P-11048
80/83	System (trans. internal shoe type)-w/Orscheln lever-12" x 4" w/Spicer 5000, 6000 trans.		C800/900	26	7	P-11048
SPARE WHEEL CARRIERS						
80/	Spare wheel carrier-(frame mounted)		C600/700	10.1	1	P-9922
80/	- (frame mounted)		C700/900	10.1	2	P-9923
WHEELS, HUBS and DRUMS						
80/	Front wheel hub grease cap (Stemco see-through) and oil seal installation-typical		C-CT600/900	10	1	P-8182
80/	Front wheel-typical		C-CT600/900	10	2	P-8718
	-disc type-tube tires-typical		C600	10	3	P-649
	-typical		C700/900	10	4	P-1387
	-spoke type-tube tires-typical		C700/900	10	5	P-1388
80/	Rear wheel hub, bearings		C-CT600/900	10	6	P-8750
80/	Rear wheel hub grease cap (Stemco see-through) and oil seal installation-typical		C-CT600/900	10	5	P-11424

CF-CFT SERIES

BRAKE AIR CHAMBER—refer to Brake Systems						
BRAKE BOOSTER PARTS—refer to Brake Systems						
BRAKE and CLUTCH PEDALS						
86/	Brake and clutch pedals		CF-CFT600/800	75	19	P-19240
BRAKE EXHAUST VALVE						
86/	Brake exhaust valve and cylinder		CF-CFT600/800	20.8	9	P-21579
BRAKE MASTER CYLINDER						
86/	Brake master cylinder		CF600/800	20.8	2	P-19207



INDEX

YEAR	TITLE	MODEL
------	-------	-------

CF-CFT SERIES — Cont'd

BRAKE SYSTEMS — AIR/HYDRAULIC					
86/	Air brake compressor installation	CF-CFT600/800	28.1	22	P-20923
	- 6 cyl. 401 (6.6L) & 474 (7.8L) diesel - exc. tractor - Page A	CF-CFT600/800	28.1	23	P-20972
	Page B	CF800	28.1	20	P-20924
	(1988/) - Tractor - Page A	CF800	28.1	21	P-20969
	- Page B				
86/	Air brake system - exc. tractor - Page A	CF-CFT600/800	20.8	6	P-20926
	- Page B	CF-CFT600/800	20.8	7	P-20927
	- Page C	CF-CFT600/800	20.8	8	P-20928
	(1988/) - Tractor - Page A	CF800	20.8	15	P-20936
	- Page B	CF800	20.8	16	P-20937
	- Page C	CF800	20.8	17	P-20938
	- Front axle jounce hoses	CF-CFT600/800	20.8	9	P-20929
	(1986/87) - Rear axle - plumbing	CF600/800	20.8	12	P-20933
	(1988/)	CF-CFT600/800	20.8	11	P-20931
	- Dead axle - plumbing	CF600/800	20.8	18	P-20932
	(1988/) - Rear axle tubing - Hend. - E4 suspension	CFT800	20.8	14	P-23534
	- RTE suspension	CFT800	20.8	13	P-20934
	86/	Air/hydraulic brake system - Page A	CF600/800	20.8	1
Page B		CF600/800	20.8	2	P-19207
Page C		CF600/800	20.8	3	P-19208
- Axle - plumbing		CF600/800	20.8	10	P-20930
- tubing		CF600/800	20.8	5	P-20925
- Front axle jounce hoses - Hydraulic		CF600/800	20.8	4	P-19205
BRAKE WHEEL CYLINDERS					
86/	Rear brake cylinder	CF600/800	21	9	P-18466
FRONT and REAR BRAKES — AIR					
86/	Front air brakes - Bendix - 15" x 4"	CF-CFT600/800	21.1	4	P-17330
86/	Rear air brakes - Bendix - 16 1/2" x 7"	CF-CFT600/800	21.1	11	P-16861
FRONT and REAR BRAKES — HYDRAULIC					
86/	Front disc brake	CF600/800	21	10	P-19209
86/	Rear brake (self-adjusting-hydraulic) 15" x 7" - Lucas	CF600/800	21	9	P-18466
PARKING BRAKES					
86/	Parking brake systems - air/hydraulic - Page A	CF600/800	20.8	1	P-19206
	- Page B	CF600/800	20.8	2	P-19207
	- Page C	CF600/800	20.8	3	P-19208
	- air - Page A	CF-CFT600/800	20.8	6	P-20926
	- Page B	CF-CFT600/800	20.8	7	P-20927
	- Page C	CF-CFT600/800	20.8	8	P-20928
SPARE WHEEL CARRIERS					
86/	Spare wheel carrier	CF-CFT600/800	10.1	2	P-19202
WHEELS, HUBS and DRUMS					
86/	Wheel bearings, hubs - front	CF-CFT600/800	10	7	P-19199
	- rear	CF-CFT600/800	10	7	P-19200
86/	Wheel ring, adapter - front and rear	CF-CFT600/800	10	8	P-19201

CL-CLT SERIES

BRAKE AIR CHAMBER					
80/	Parking brake and safety air chamber (rear wheel) - maxi brake	CL-CLT900	21.1	7	P-11323
BRAKE and CLUTCH PEDALS					
80/	Brake and clutch pedals - mechanical	CL-CLT900	75	8	P-13862
	- hydraulic	CL-CLT900	75	9	P-13863

**1980/
TRUCK SERIES 600/900**



INDEX

YEAR	TITLE	MODEL	SECTION	PAGE	ILLUS. N
------	-------	-------	---------	------	----------

CL-CLT SERIES - Cont'd

BRAKE SYSTEMS - AIR					
80/	Air brake compressor installation-6 cyl. (14.6L) 893 Cat. 3406 diesel	CL-CLT900	28.1	6	P-13868
	-6 cyl. 1150 (18.8L) KT & KTA	CL-CLT900	28.1	8	P-13869
	Cum. diesel				
	(1980/86)-6 cyl. 552 (9.0L) (6V-92) Det. and	CL-CLT900	28.1	7	P-13871
	8 cyl. 568 (9.3L) (8V-71) Det. and				
	736 (12.0L) (8V-92) Det. diesel				
80/86	Air brake compressor & related parts-8 cyl. 568 (9.3L) (8V-71) Det. and 736 (12.0L) (8V-92) Det. diesel	CL-CLT900	28.1	9	P-13872
80/	Eaton modulator (brake skid control)	CL-CLT900	20.5	28	P-13124
80/	Kelsey-Hayes modulator (brake skid control)	CL-CLT900	20.5	29	P-13123
80/	Air brake system-rear axle tubing-exc. Hendrickson 60" walking beam axle w/cam brakes	CLT900	20.5	5	P-13881
	-w/Hendrickson 60" walking beam axle w/cam brakes	CLT900	20.5	6	P-13882
	-w/cam brakes	CL900	20.5	7	P-13883
80/	-w/Hendrickson 52" suspension				
	-Page A	CLT900	20.5	19	P-13918
	-Page B	CLT900	20.5	20	P-13919
80/	-w/Hendrickson 60" suspension				
	-Page A	CLT900	20.5	10	P-13909
	-Page B	CLT900	20.5	11	P-13910
	-Page C	CLT900	20.5	12	P-13911
80/	Air brake system-rear axle tubing-w/Neway suspension				
	-Page A	CLT900	20.5	15	P-13914
	-Page B	CLT900	20.5	16	P-13915
80/	-w/Neway suspension				
	-Page A	CLT900	20.5	8	P-13907
	-Page B	CLT900	20.5	9	P-13908
80/	-w/o Neway suspension				
	-Page A	CLT900	20.5	17	P-13916
	-Page B	CLT900	20.5	18	P-13917
80/83	-w/Reyco suspension				
	-Page A	CLT900	20.5	13	P-13912
	-Page B	CLT900	20.5	14	P-13913
80/	-front tubing-Page A	CL-CLT900	20.5	1	P-14656
	-Page B	CL-CLT900	20.5	2	P-14657
	-Page C	CL-CLT900	20.5	3	P-14658
	-Page D	CL-CLT900	20.5	4	P-14659
80/	-in-cab plumbing-Page A	CL-CLT900	20.5	21	P-14610
	-Page B	CL-CLT900	20.5	22	P-14611
	-Page C	CL-CLT900	20.5	23	P-14612
	-Page D	CL-CLT900	20.5	24	P-14613
	-Page E	CL-CLT900	20.5	25	P-14614
	-Page F	CL-CLT900	20.5	26	P-14615
80/	-brake skid control-rear axle sensor	CL-CLT900	20.5	27	P-14616
FRONT and REAR BRAKES					
80/	Front cam air brakes (Wagner)	CL-CLT900	21.1	10	P-14046
80/	Rear cam air brakes-Rockwell (Timken)	CL-CLT900	21.1	4	P-8350
81/	-Rockwell (Timken)	CL-CLT900	21.1	11	P-16861
SUPPORTS					
80/	Brake, clutch and steering support	CL-CLT900	75	11	P-13969
WHEELS, HUBS and DRUMS					
80/	Frt wheel hub grease cap (Stemco see-through) & oil seal instal.-typical	CL-CLT900	10	1	P-8182
80/	Front wheel-typical	CL-CLT900	10	2	P-8718
80/	Rear wheel hub-typical	CL-CLT900	10	6	P-8750
80/	Rr wheel hub grease cap (Stemco see-through) & oil seal instal.-typical	CL-CLT900	10	5	P-11424



INDEX

YEAR 19__	TITLE	MODEL			
--------------	-------	-------	--	--	--

F-FT SERIES

BRAKE AIR CHAMBER					
80/	Bendix-Westinghouse cam-type service brake air chamber	F-FT600/900	21.1	11	P-11203
80/	MGM cam-type service brake air chamber	F-FT600/900	21.1	6	P-8902
BRAKE BOOSTER PARTS					
80/83	Brake booster (vacuum-12 3/4" Bendix diaphragm type)	F-FT600/900	23	2	P-11526
80/83	Brake booster - Hydro-Max	F-FT600/900	23	6	P-16082
84/	Brake booster - Hydro-Max	F-FT600/900	23	6	P-18805
84/	Brake booster installation - Hydro-Max	F-FT600/900	23	8	P-18806
BRAKE and CLUTCH PEDALS					
80/	Clutch and brake pedal instal. - upper	F-FT600/900	75	1	P-16032
80/	Clutch pedal linkage				
	-8 cyl. 370 (6.6L) and 429 (7.0L) gas	F-FT600/900	75	2	P-16033
	(1987/)-6 cyl. 401 (6.6L) and 474 (7.8L) diesel				
	-Page A	F-FT600/900	75	22	P-19742
	-Page B	F-FT600/900	75	23	P-19743
	(1980/87)-8 cyl. 501 (8.2L) Detroit diesel	F-FT600/900	75	3	P-16034
	-8 cyl. 636 (10.4L) Cat. diesel	F-FT600/900	75	3	P-16034
BRAKE MASTER CYLINDERS					
80/83	Brake master cylinder - Hydro-Max	F-FT600/900	23	6	P-16082
84/	Brake master cylinder - Hydro-Max	F-FT600/900	23	6	P-18805
BRAKE SYSTEMS					
80/	Air brake compressor				
	-8 cyl. 370 and 429 Gas	F-FT600/800	28	2	P-15130
	(1987/)-6 cyl. 401 (6.6L) and 474 (7.8L) diesel				
	- Page A	F-FT600/900	28.1	18	P-19736
	- Page B	F-FT600/900	28.1	19	P-19737
	(1981/87)-8 cyl. 501 Detroit Diesel-Page A	F-FT600/900	28.1	10	P-16695
	-Page B	F-FT600/900	28.1	11	P-16696
	(1983/)-8 cyl. 636 Cat. Diesel-Page A	F-FT700/900	28.1	16	P-17642
	-Page B	F-FT700/900	28.1	17	P-17643
80/	Air brake system (low air pressure buzzer)	F-FT600/900	20.1	12	P-10202
80/	Air brake system (brake skid control)-single rear axle sensor	F600/800	20.1	15	P-12446
	-front axle sensor	F-FT600/800	20.1	16	P-12403
80/	Air brake system				
	- rear frame tubing-Page A	F-FT600/900	20.1	1	P-16045
	-Page B	F-FT600/900	20.1	2	P-16046
	- front tractor tubing and valves-Page A	F-FT600/900	20.1	3	P-16047
	-Page B	F-FT600/900	20.1	4	P-16048
	- in cab instrument panel tubing - B/T 84 cowl	F600/900	20.1	5	P-16049
	- front end tubing-Page A	F-FT600/800	20.1	6	P-16050
	-Page B	F-FT600/800	20.1	7	P-16051
	-Page C	F-FT600/800	20.1	8	P-16052
	- rear axle tubing - w/cam brakes	F-FT600/900	20.1	10	P-16041
	- rear axle jounce hoses	F-FT600/900	20.1	11	P-16042
	- front axle jounce hoses-Page A	F-FT600/900	20.1	17	P-16043
	-Page B	F-FT600/900	20.1	18	P-12429
80/	Eaton modulator (brake skid control)	F-FT600/900	20.1	14	P-13124
80/	Kelsey-Hayes modulator (brake skid control)	F-FT600/900	20.1	13	P-13123
80/	Front brake air limiting valves	F-FT600/900	20.1	9	P-16040

1980/
TRUCK SERIES 600/900



INDEX

YEAR 19__	TITLE	MODEL	SECTION	PAGE	ILLUS. NO.
--------------	-------	-------	---------	------	------------

F-FT SERIES — Cont'd

BRAKE SYSTEMS — Cont'd					
80/	Hydraulic brake system				
	(1980/82) — single and split-w/hydraulic booster — Page A	F-FT600/800	20.2	1	P-16054
	— Page B	F-FT600/800	20.2	2	P-16055
	(1983) — single and split — Page A	F-FT600/800	20.2	9	P-18368
	— Page B	F-FT600/800	20.2	10	P-18369
	— Page C	F-FT600/800	20.2	11	P-18370
	(1984/) — vertical split — Page A	F-FT600/900	20.2	12	P-18364
	— Page B	F-FT600/900	20.2	13	P-18365
	— booster and pump installation	F-FT600/800	28.2	1	P-16053
	(1980/83)—8 cyl. 370 (6.1L) and 429 (7.0L) gas	F-FT600/800	28.2	1	P-16053
	(1980/83)—8 cyl. 501 (8.2L) (990) Det. Diesel	F-FT700/800	28.2	4	P-17661
	(1980/83)—8 cyl. 636 (10.4L) Cat. Diesel				
	— Page A	F-FT700/800	28.2	2	P-17659
	— Page B	F-FT700/800	28.2	2	P-17659
	— pump installation				
	—8 cyl. 370 (6.1L) and 429 (7.0L) gas	F-FT600/800	28.2	5	P-18340
	(1987/)- 6 cyl. 401 (6.6L) and 476 (7.8L) Diesel	F-FT600/900	28.2	8	P-19735
	(1984/87)—8 cyl. 501 (8.2L) (990) Det. Diesel	F-FT600/900	28.2	5	P-18341
	—8 cyl. 636 (10.4L) Cat. Diesel	F-FT700/900	28.2	7	P-18343
	(1980/83) — single w/vacuum booster — Page A	F-FT600/800	20.2	4	P-16057
	— Page B	F-FT600/800	20.2	5	P-16058
	— Page C	F-FT600/800	20.2	6	P-16059
	(1980/82) — single and split—hydraulic w/vacuum booster— front jounce hoses	F-FT600/800	20.2	3	P-16056
	(1984/) — split—hydraulic front jounce hoses	F-FT600/900	20.2	14	P-18371
	(1980/83) — rear axle tubing— 17.5M, 18.5M and 22M	F-FT600/800	20.2	8	P-16060
	— Eaton or Dana axles				
	13M, 15M and 17.5M Rockwell axles	F-FT600/800	20.2	7	P-16061
	(1984/) — rear axle tubing — single axle	F600/800	20.2	15	P-18367
	— tandem axle	FT800/900	20.2	16	P-18366
BRAKE WHEEL CYLINDERS					
80/	Front brake cylinder—typical	F-FT600/900	21	5	P-1423
80/	Rear brake cylinder—typical	F-FT600/900	21	5	P-1424
FRONT and REAR BRAKES — AIR					
80/	Front cam air brakes—Eaton	F-FT700/900	21.1	1	P-2062
	—Rockwell (Timken)	F-FT700/900	21.1	4	P-17330
	—Wagner	F-FT700/900	21.1	10	P-14046
80/	Rear air brake (wedge-actuated Twinplex)—15" x 5", 15" x 6" and 15" x 7" Bendix	F-FT600/800	21.1	3	P-5269
80/	Rear cam air brakes—Eaton	F-FT800	21.1	1	P-2062
	(1980)—Rockwell (Timken)	F-FT800	21.1	4	P-8350
	(1981/)—Rockwell (Timken)	F-FT700/900	21.1	11	P-16861
FRONT and REAR BRAKES — HYDRAULIC					
80/	Front brake—self-adjusting—hydraulic—15" x 3" Wagner	F600/800	21	7	P-6445
	—single anchor self-adjusting—hydraulic— 14" x 2 1/2" Kelsey Hayes	F600/800	21	4	P-8314
80/	Front disc brake — 8M, 9M, 9.5M and 12M axles	F-FT600/900	21	8	P-18246
	— 16M, 18M and 20M axles	F-FT600/900	21	2	P-12390
80/	Rear brakes (self-adjusting—hydraulic)—15" x 5" Kelsey Hayes	F-FT600/800	21	4	P-6437
	—15" x 6" and 15" x 7" Wagner	F-FT600/900	21	3	P-6446
	(1984/)—15" x 5", 6" & 7" Lucas	F-FT600/900	21	9	P-18466



Click Here To Order
BUY IT NOW!



INDEX

YEAR 19__	TITLE	MODEL	SECTION	PAGE	ILLUS. NO.
--------------	-------	-------	---------	------	------------

F-FT SERIES — Cont'd

PARKING BRAKES					
80/83	Parts (trans. internal shoe type)—w/9" x 3"	F-FT600/800	26	1	P-2848
	—w/10" x 3"	F-FT600/800	26	1	P-11881
80/83	Parking brake system				
	- trans. mounted - Page A	F-FT600/800	26	11	P-16062
	- Page B	F-FT600/800	26	12	P-16063
	- lever - trans. mounted—B/T 81 cab models	F-FT600/800	26	14	P-16066
	—B/T 84 cowl models	F-FT600/800	26	14	P-16065
84/	Parking brake system - Hydraulic				
	- front section - B/T 81 (cab) - Page A	F-FT600/900	26.1	1	P-18344
	- Page B	F-FT600/900	26.1	2	P-18345
	- B/T 84 (cowl) - Page A	F-FT600/800	26.1	3	P-18346
	- Page B	F-FT600/800	26.1	4	P-18347
	- rear frame tubing - B/T 81 (cab)	F600/800	26.1	5	P-18348
	- B/T 81 (cab)	FT800/900	26.1	6	P-18350
	- B/T 84 (cowl)	F600/800	26.1	5	P-18349
SPARE WHEEL CARRIERS					
80/	Spare wheel carrier (frame mounted)	F-FT600/900	10.1	1	P-9922
WHEELS, HUBS and DRUMS					
80/	Front wheel—disc type tube tires—typical	F600	10	3	P-649
	—disc type—tube tires—typical	F-FT700/900	10	3	P-1390
	—disc type—tube tires—typical	F-FT800/900	10	4	P-1387
80/	Front wheel—typical	F-FT600/900	10	2	P-8718
	—parts	F600	10	1	P-2005
80/	Front wheel—spoke type—tube tires—typical	F-FT700/900	10	4	P-1185
	—spoke type—tube tires—typical	F-FT900	10	5	P-1388
80/	Rear wheel hubs, bearings	F-FT600/900	10	6	P-8750

L-LA-LL-LN-LNT-LS-LT-LTA-LTL-LTS SERIES

BRAKE AIR CHAMBER					
82/	Anchorlok cam—type spring—set brake air chamber	LTL900	21.1	5	P-8316
80/	Bendix—Westinghouse cam—type service brake air chamber	LA-LNT-LS-LT-LTA-LTS800/900	21.1	11	P-11203
80/	Bendix—Westinghouse wedge brake Rotochamber	L-LN-LNT-LT-LTL-LTS600/900	21.1	5	P-5271
80/	MGM cam—type service brake air chamber	L-LA-LL-LN-LNT-LS-LT-LTA-LTL-LTS600/900	21.1	6	P-8902
80/	MGM low profile wedge brake spring—set air chamber	LA-LNT-LS-LT-LT-LTA800/900	21.1	9	P-9308
80/	MGM Shortstop air chamber	L-LA-LL-LN-LNT-LS-LT-LTA-LTL-LTS600/900	21.1	7	P-5270
80/	MGM wedge—type service brake air chamber	L-LL-LN-LNT-LS-LT-LTL-LTS800/900	21.1	6	P-8901

BRAKE BOOSTER INSTALLATION — refer to BRAKE SYSTEMS — AIR or HYDRAULIC

BRAKE BOOSTER PARTS					
80/83	Brake booster—(dual hydraulic vacuum)—Bendix	L-LN-LT600/900	23	4	P-6985
	—(single hydraulic vacuum)—Bendix	L-LNT800, LT900 LTS800/900	23	5	P-8459
84/	—Hydraulic (Hydro—max)	L-LN-LT-LNT600/800	23	6	P-18805
84/	—Hydraulic (Hydro—max) installation	L-LN-LT-LNT600/800	23	8	P-18807

1980/89
TRUCK SERIES 600/900



INDEX

YEAR	TITLE	MODEL	SECTION	PAGE	ILLUS.
------	-------	-------	---------	------	--------

L-LA-LL-LN-LNT-LT-LTA-LS-LTL-LTS SERIES — Cont'd

BRAKE and CLUTCH PEDALS					
80/	Clutch pedal and linkage (mechanical)				
	-8 cyl. 370 (6.6L) and 429 (7.0L) gas	L-LN-LT-LTS600/800	75	15	P-7771
	-SAE clutch housing	L-LN-LNT-LS-LT-LTS800/900	75	16	P-7769
	(1987/)-6 cyl. 474 (7.8L) diesel-Page A	LN-LNT800	75	24	P-19744
	-Page B	LN-LNT800	75	25	P-19745
	-Page A	L-LS-LT-LTS800	75	26	P-19746
	-Page B	L-LS-LT-LTS800	75	27	P-19747
	-6 cyl. 855 (14.0L) Cum. & 426 (6.9L) Det. diesel	LTS900	75	12	P-7772
(1980/86)	-8 cyl. 568 (9.3L) Detroit diesel	L-LTS900	75	13	P-7774
	-8 cyl. 636 (10.4L) diesel	L-LA-LN-LNT-LS-LTA-LTS600/800	75	14	P-7775
(1981/)-All		LL-LTL900	75	17	P-16858
BRAKE MASTER CYLINDER					
84/	Brake master cylinder - Hydro-max	L-LN-LT-LNT600/800	23	6	P-18805
BRAKE SYSTEMS - AIR					
80/	Air brake compressor installation-6 cyl. 426 (6.9L) (6-71) Detroit diesel	L-LN-LNT-LT900	28.1	5	P-12571
	(1987/)-6 cyl. 401 (6.6L) and 474 (7.8L) diesel				
	- Page A	L-LN-LNT-LS-LT-LTS800	28.1	18	P-19736
	- Page B	L-LN-LNT-LS-LT-LTS800	28.1	19	P-19737
(1980/86)	-6 cyl. 552 (9.1L) (6V-92) Detroit diesel	LN-LNT900	28.1	2	P-10564
	-6 cyl. 610 (10.0L) & 855 (14.0L) Cum. diesel	L-LA-LL-LN-LNT-LS-LT-LTA-LTL-LTS900	28.1	3	P-7902
(1989)	-6 cyl. 638 (10.5L) Cat. diesel	L-LA-LN-LS-LT-LNT-LTA-LTS900	28.1	24	P-22284
	-6 cyl. 893 (14.6L) Cat. diesel	L-LL-LN-LNT-LS-LT-LTL-LTS900	28.1	13	P-16841
	-8 cyl. 370 (6.1L) and 429 (7.0L) Gas	L-LN-LNT-LT-LTS600/800	28	2	P-15130
(1980/81)	-8 cyl. 477 (7.8L) and 534 (8.8L) Gas	L-LN-LNT-LT-LTS800/900	28	1	P-7898
(1981/86)	-8 cyl. 501 (8.2L) Detroit diesel				
	- Page A	LN600/700	28.1	10	P-16695
	- Page B	LN600/700	28.1	11	P-16696
(1980/86)	-8 cyl. 568 (9.3L) (8V-71) Detroit diesel	L-LT900	28.1	2	P-10564
	-8 cyl. 636 (10.4L) Cat. diesel	L-LN-LNT-LT-LTS800	28.1	4	P-24138
(1982/86)	-8 cyl. 736 (12.0L) (8V-92) Detroit diesel	LTL900	28.1	12	P-16840



Click Here To Order
BUY IT NOW!



INDEX

YEAR 19__	TITLE	MODEL	SECTION	PAGE	ISSUES
--------------	-------	-------	---------	------	--------

L-LA-LL-LN-LNT-LS-LT-LTA-LTL-LTS SERIES — Cont'd


BRAKE SYSTEMS - AIR - Cont'd					
80/	Air brake system—frame tubing	L-LN800/900	20.6	55	P-7487
	-frame tubing	LN600/800	20.6	12	P-12328
80/	-front air brake limiting valve—w/tractor package	L-LA-LN-LNT-LS-LT-LTA-LTS600/900	20.6	5	P-16805
80/	-front frame tubing—w/o tractor package	L-LN-LNT-LS-LT-LTS800/900	20.6	1	P-16804
80/	-non-tractor—hand control valve	LL-LNT-LS-LT-LTL-LTS800/900	20.6	21	P-12563
80/	-rear axle tubing—Eaton axle and wedge brakes	LA-LNT-LS-LT-LTA-LTS800/900	20.6	29	P-8044
	-cam brakes	LA-LNT-LS-LT-LTA-LTS800/900	20.6	31	P-8046
	-Rockwell (Timken) axle and wedge brakes	LA-LNT-LS-LT-LTA-LTS800/900	20.6	30	P-8045
	-jounce hoses	L-LN600/900	20.6	40	P-16042
	-w/cam brakes	L-LN600/900	20.6	39	P-16041
80/	Air brake system—rear frame tubing	LA-LNT-LS-LT-LTA-LTS800/900	20.6	2	P-7488
	-rear frame tubing—Neway suspension	LNT-LT900	20.6	8	P-9884
80/	Air brake system (brake skid control)—tractor trailer - Page A	L-LA-LL-LN-LNT-LS-LT-LTA-LTL-LTS700/900	20.6	22	P-12564
	-tractor trailer - Page B	L-LA-LN-LNT-LT-LTA-LTL-LTS700/900	20.6	23	P-12565
80/	Air brake system (rear section tubing)—w/cam brakes and w/o Neway suspension	LA-LNT-LS-LT-LTA-LTS800/900	20.6	3	P-7495
	-cam brakes and Neway suspension	LNT-LT900	20.6	6	P-9886
	-w/wedge brakes and w/o Neway suspension	LNT-LS-LT-LTS800/900	20.6	4	P-7496
	-wedge brakes and Neway suspension	LNT-LT900	20.6	7	P-9885
80/	Brake skid control—(control warning monitor and wiring)	L-LA-LL-LN-LNT-LS-LT-LTA-LTL-LTS800/900	20.6	9	P-11721
	-(control wiring on frame and front end)	LN600/800	20.6	10	P-12340
	-(control wiring on rear axle)	LN600/800	20.6	11	P-12341
80/	Air brake system (brake skid control)—front brake sensor	L-LA-LL-LN-LNT-LS-LT-LTA-LTL-LTS800/900	20.6	32	P-12403
80/	Air/hydraulic brake system (brake skid control)—disc brake—front section - Page A	L-LN-LNT-LS-LT-LTS600/900	20.6	24	P-12566
	- Page B	L-LN-LNT-LS-LT-LTS600/900	20.6	25	P-12567
80/	Air brake system (brake skid control)—cab tubing—Page A	L-LA-LL-LN-LNT-LS-LT-LTA-LTL-LTS600/900	20.6	26	P-12568
	-Page B	L-LA-LL-LN-LNT-LS-LT-LTA-LTL-LTS600/900	20.6	27	P-12569
	-Page C	L-LA-LL-LN-LNT-LS-LT-LTA-LTL-LTS600/900	20.6	28	P-12570

1980/
TRUCK SERIES 600/900



INDEX

YEAR 19__	TITLE	MODEL	SECTION	PAGE	ILLUS.
L-LA-LL-LN-LNT-LS-LT-LTA-LTL-LTS SERIES — Cont'd					
BRAKE SYSTEMS - AIR - Cont'd					
80/	Air brake system (brake skid control)—rear section	L-LN800/900	20.6	13	P-12410
	—rear section—Page A	LA-LNT-LS-LT- LTA-LTS800/900	20.6	14	P-12411
	—Page B	LA-LNT-LS-LT- LTA-LTS800/900	20.6	15	P-12412
	—rear section—Neway suspension—Page A	LNT-LT900	20.6	16	P-12424
	—Page B	LNT-LT900	20.6	17	P-12425
	—rear section—Reyco suspension	LNT-LT900	20.6	18	P-12426
	—tandem rear axle	LNT-LT-LTA- LTL-LTS800/900	20.6	35	P-12551
	—w/cam brakes — Page A				
	— Page B	LNT-LT-LTA- LTL-LTS800/900	20.6	36	P-12552
80/	Air brake system (front axle tubing)—jounce hoses — Page A	L-LA-LL-LN-LNT- LS-LT-LTA-LTL- LTS600/800	20.6	41	P-16043
	— Page B	L-LA-LL-LN-LNT- LS-LT-LTA-LTL- LTS600/900	20.6	42	P-12429
80/	Air brake system (brake skid control)—single rear axle sensor	L-LA-LN600/900	20.6	33	P-12446
	—tandem rear axle sensor	LNT-LT-LTA-LTL- LTS800/900	20.6	34	P-12447
80/	Air/hydraulic brake system (brake skid control)—tandem rear axle—203" W/B with 50M suspension — Page A	LTA-LTS900	20.6	19	P-12553
	— Page B	LTA-LTS900	20.6	20	P-12554
81/	Air brake system (rear section) Hendrickson suspension—Page A	LA-LL-LS-LT- LTA-LNT-LTL- LTS900	20.6	43	P-16798
	—Page B	LA-LL-LS-LT- LTA-LNT-LTL- LTS900	20.6	44	P-16799
	—Page C	LA-LL-LS-LT- LTA-LNT-LTL- LTS900	20.6	45	P-16800
	Neway suspension—Page A	LL-LNT-LT-LTL900	20.6	46	P-16810
	—Page B	LL-LNT-LT-LTL900	20.6	47	P-16811
	—Page C	LL-LNT-LT-LTL900	20.6	48	P-16812
80/83	Reyco suspension—Page A	LNT-LT-LTL900	20.6	49	P-16842
	—Page B	LNT-LT-LTL900	20.6	50	P-16843
82/	Air brake system—air dryer—Page A	LL-LTL900	20.6	51	P-16801
	—Page B	LL-LTL900	20.6	52	P-16802
	—Page C	LL-LTL900	20.6	53	P-16803
81/	Air brake system—unitized tractor package	L-LA-LL-LN-LNT- LS-LT-LTA-LTL- LTS800/900	20.6	54	P-16857
80/	Eaton modulator (brake skid control)	L-LA-LL-LN-LNT- LS-LT-LTA-LTL- LTS800/900	20.6	37	P-13124
80/	Kelsey-Hayes modulator (brake skid control)	L-LA-LL-LN-LNT- LS-LT-LTA-LTL- LTS800/900	20.6	38	P-13123



INDEX

YEAR 19__	TITLE	MODEL
--------------	-------	-------

L-LA-LL-LN-LNT-LS-LT-LTA-LTL-LTS SERIES — Cont'd

BRAKE SYSTEMS — HYDRAULIC		
80/83	Hydraulic brake system (dash-mounted booster installation)	LN600/800 20.7 1 P-7885
80/83	Hydraulic brake system front end and frame tubing installation (frame-mounted booster w/dual system and dash-mounted booster w/single system)	LN600/800 20.7 4 P-7887
80/83	Hydraulic brake system front end tubing and frame-mounted booster installation — Page A — Page B	LN600/800 20.7 2 P-7886-A
		LN600/800 20.7 3 P-7886-B
80/83	Hydraulic brake system front end tubing and frame-mounted booster installation (dual system)—w/50/50 split—12 3/4" diaphragm type	L800/900, LN-LNT800, LT-LTS800/900 20.7 10 P-8522
		L-LN800 20.7 6 P-7891
80/83	Hydraulic brake system front end tubing and frame-mounted booster installation (single system) — Page A — Page B	L800/900, LN-LNT800, LT-LTS800/900 20.7 7 P-7892-A
		L800/900, LN-LNT800, LT-LTS800/900 20.7 8 P-7892-B
84/	Hydraulic brake front jounce hoses	L-LN-LT-LNT600/800 20.7 17 P-18371
84/	Hydraulic brake system pump installation — 8 cyl. 370 (6.1L) and 429 (7.0L) gas (1987/)— 6 cyl. 401 (6.6L) and 474 (7.8L) Diesel (1984/86)— 8 cyl. 501 (8.2L) (990) Det. Diesel — 8 cyl. 636 (10.4L) Cat. Diesel	L-LT-LN-LNT600/900 28.2 5 P-18340
		L-LN-LNT-LS-LT-LTS800 28.2 8 P-19735
		L-LT-LN-LNT600/900 28.2 5 P-18341
		L-LT-LN-LNT700/900 28.2 7 P-18343
84/	Hydraulic brake system — vertical split — Page A — Page B	L-LT-LNT600/800 20.7 14 P-18360
		L-LT-LNT600/800 20.7 15 P-18361
		LN600/700 20.7 16 P-18362
80/	Hydraulic brake rear axle tubing (1980/83) — 17.5M, 18.5M and 22M Eaton or Dana axles (1980/83) — 13M, 15M and 17.5M Rockwell axles (1984/)— rear axle tubing	L-LN600/900 20.7 12 P-16060
		L-LN600/800 20.7 13 P-16061
		L-LN600/800 20.7 18 P-18367
		LNT-LT800 20.7 19 P-18366
80/83	Hydraulic brake system (rear section)	LNT800, LT-LTS800/900 20.7 11 P-7889
80/83	Hydraulic brake system (rear frame tubing)	L800/900, LN-LNT800, LT-LTS800/900 20.7 9 P-7893
80/83	Hydraulic brake system vacuum tank installation—(dash-mounted booster) —(frame-mtd. booster)	LN600/800 20.7 11 P-7884
		L-LN-LNT-LT-LTS800/900 20.7 5 P-7888
80/83	Vacuum pump installation—8 cyl. 501 (8.2L) (990) Det. Diesel —8 cyl. 636 (10.4L) Cat. Diesel	LN600/700 28.1 14 P-17006
		LN700/800 28.1 15 P-17008
FRONT and REAR BRAKES — AIR		
80/	Front air brake (single wedge)—15" x 3" and 15" x 3 1/2" Bendix	L-LA-LN-LNT-LS-LT-LTA-LTS600/900 21.1 2 P-5272
80/	Front cam air brakes—Eaton —Rockwell (Timken) —Wagner	L-LA-LL-LN-LNT-LS-LT-LTA-LTL-LTS600/900 21.1 1 P-2062
		L-LA-LN-LNT-LS-LT-LTA-LTS600/900 21.1 4 P-17330
		L-LA-LL-LN-LNT-LS-LT-LTA-LTL-LTS600/900 21.1 10 P-14046
80/	Front or rear air brake (wedge-actuated Twinplex)—15" x 5", 15" x 6" and 15" x 7" Bendix	L-LN-LNT-LS-LT-LTS600/900 21.1 3 P-5269

1980/
TRUCK SERIES 600/900



Click Here To Order
BUY IT NOW!
100% GUARANTEED SATISFACTION

INDEX

YEAR	TITLE	MODEL	SECTION	PAGE	ILLUS.
------	-------	-------	---------	------	--------

L-LA-LL-LN-LNT-LS-LT-LTA-LTL-LTS SERIES — Cont'd

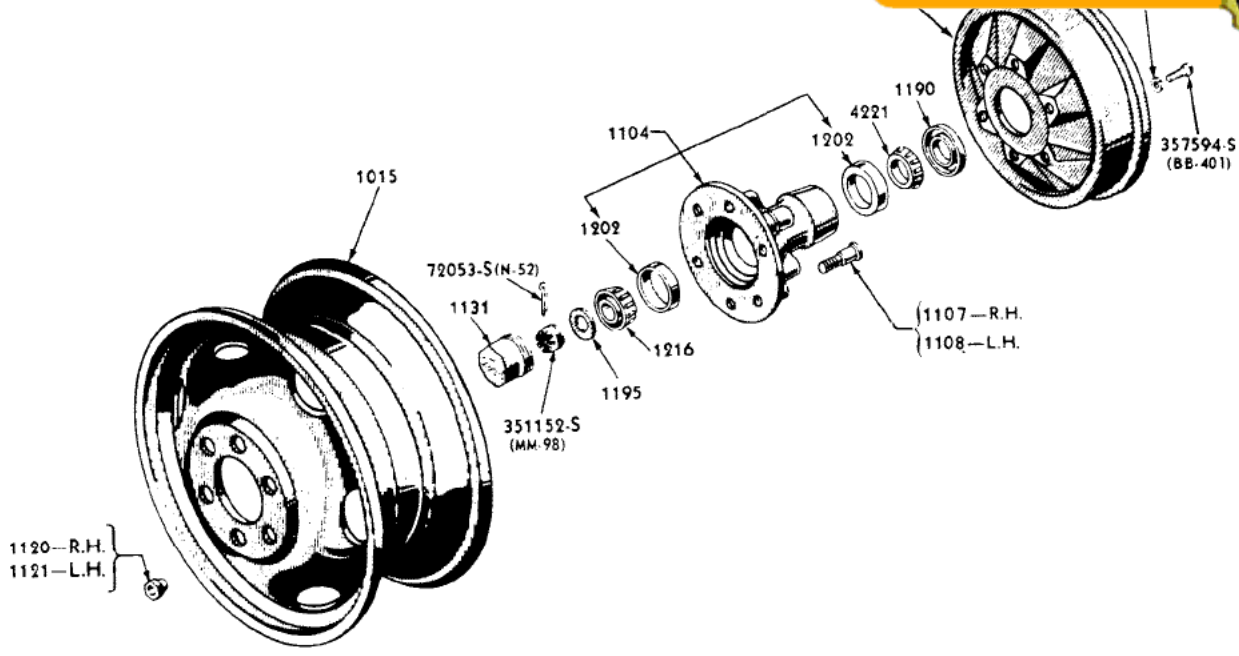
FRONT and REAR BRAKES — AIR — Cont'd					
80/	Rear cam air brakes—Eaton	L-LN-LNT-LS-LT-LTS600/900	21.1	1	P-2062
	(1980)—Rockwell (Timken)	L-LA-LN-LNT-LT-LTA-LTS600/900	21.1	4	P-8350
	(1981)—Rockwell (Timken)	L-LA-LL-LN-LNT-LS-LT-LTA-LTL-LTS600/800	21.1	11	P-16861
FRONT and REAR BRAKES — HYDRAULIC					
80/	Front brakes (single anchor self-adjusting-hydraulic)—14" x 2 1/2" Kelsey Hayes	L-LN600/800	21	4	P-8314
80/	Front brakes (self-adjusting-hydraulic)—15" x 3" Wagner	L-LN600/900,LNT800,LS-LT-LTS800/900	21	7	P-6445
80/	Front disc brake — 8M, 9M, 9.5M and 12M axles	L-LL-LN-LNT-LS-LT-LTL-LTS600/800	21	8	P-18246
	— 16M, 18M and 20M axles	L-LL-LN-LNT-LS-LT-LTL-LTS600/800	21	2	P-12390
80/	Rear brakes (self-adjusting-hydraulic)—15" x 5" Kelsey Hayes	L-LN-LNT600/800,LS-LT-LTS800/900	21	4	P-6437
80/	Rear brakes (self-adjusting-hydraulic)—15" x 6" and 15" x 7" Wagner	L800,LN600/900,LNT800,LS-LT-LTS800/900	21	3	P-6446
80/	Rear brake (self-adjusting-hydraulic)—16" x 6" Wagner	L800/900,LN800	21	1	P-8227
84/	Rear brakes (self-adjusting-hydraulic)—15" x 5", 15" x 6" & 15" x 7" Lucas	L-LL-LN-LNT-LS-LT-LTL-LTS600/900	21	9	P-18466
PARKING BRAKES					
80/83	Control (Orscheln lever)	LN600/800	26	10	P-11036
80/83	Linkage and brake (trans. internal shoe type)—9" x 3" and 10" x 3"—w/Clark 280, 380 and Spicer 5000 trans.	LN600/800	26	8	P-11033-A
80/83	Linkage and brake (trans. internal shoe type)—9" x 3" and 10" x 3"—w/Allison AT-540, Ford C-6 and New Process 435 trans.	LN600/800	26	9	P-11033-B
84/	Parking brake system — hydraulic — front section	L-LN-LT-LNT600/800	26.1	10	P-18354
	— rear frame tubing — tandem axles	LT-LNT600/800	26.1	11	P-18355
	— single axles	LT-LNT600/800	26.1	12	P-18356
80/83	System (spring-set rear wheel air parking brakes)—refer to BRAKE SYSTEM and BRAKE AIR CHAMBER	L-LN-LNT-LT-LTS600/900			
80/83	System (trans. internal shoe type)—9" x 2" and 9" x 3"—Clark, New Process, Dana (Spicer) or Warner main trans.	L800,LN600/800,LT-LTS800	26	2	P-7714
80/83	System (trans. internal shoe type)—9" x 3"—Allison MT40 main trans.	L-LN-LNT-LT-LTS800	26	5	P-7749
80/83	System (trans. internal shoe type)—12" x 4"—Clark, New Process Dana (Spicer) or Allison main trans.	L-LNT-LT-LTS800/900	26	3	P-7712
80/83	System (trans. internal shoe type)—12" x 4"—Fuller or Dana (Spicer) auxiliary trans.	L-LT-LTS800/900	26	4	P-7713
SPARE WHEEL CARRIER					
80/	Spare wheel carrier (frame mounted)	L-LN800/900	10.1	1	P-9924

1980/
TRUCK SERIES 600/900

Click Here To Order

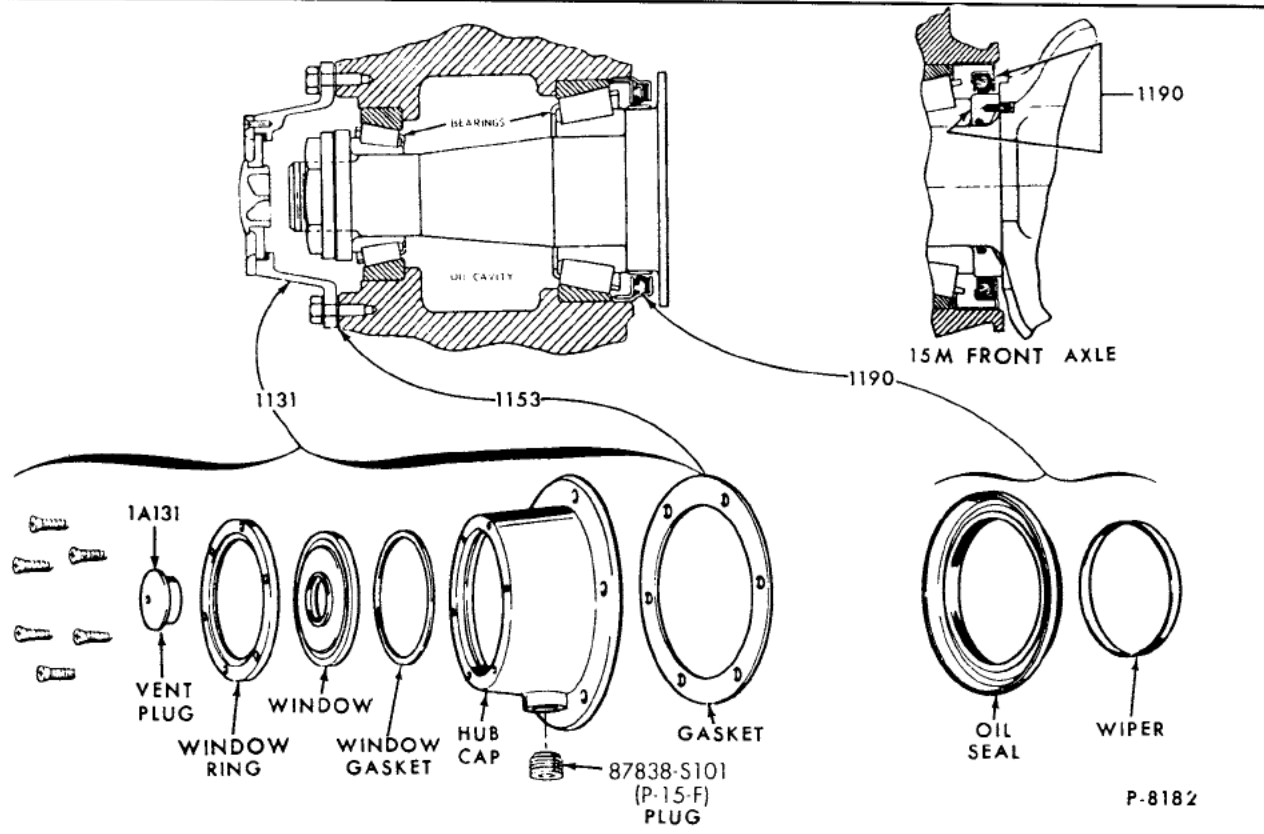
BUY IT NOW!

100% GUARANTEED



P.2005

FRONT WHEEL PARTS
1980/ B-F600

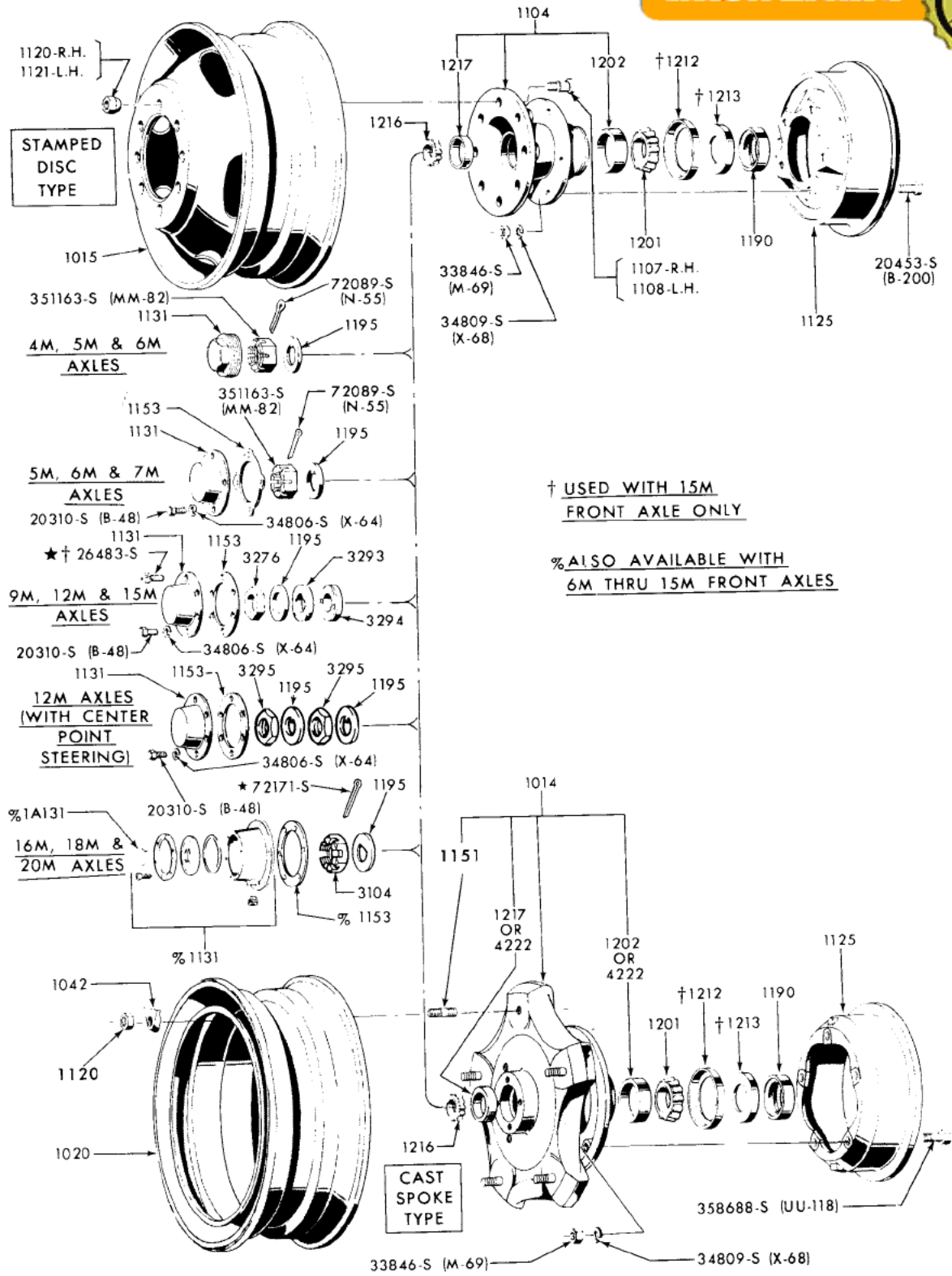


FRONT WHEEL HUB GREASE CAP (STEMCO SEE-THROUGH) and OIL SEAL INSTALLATION-TYPICAL
1980/ CL-CLT-C-CT-L-LA-LL-LN-LNT-LS-LT-LTA-LTL-LTS600/900

Click Here To Order

BUY IT NOW!

100% GUARANTEED



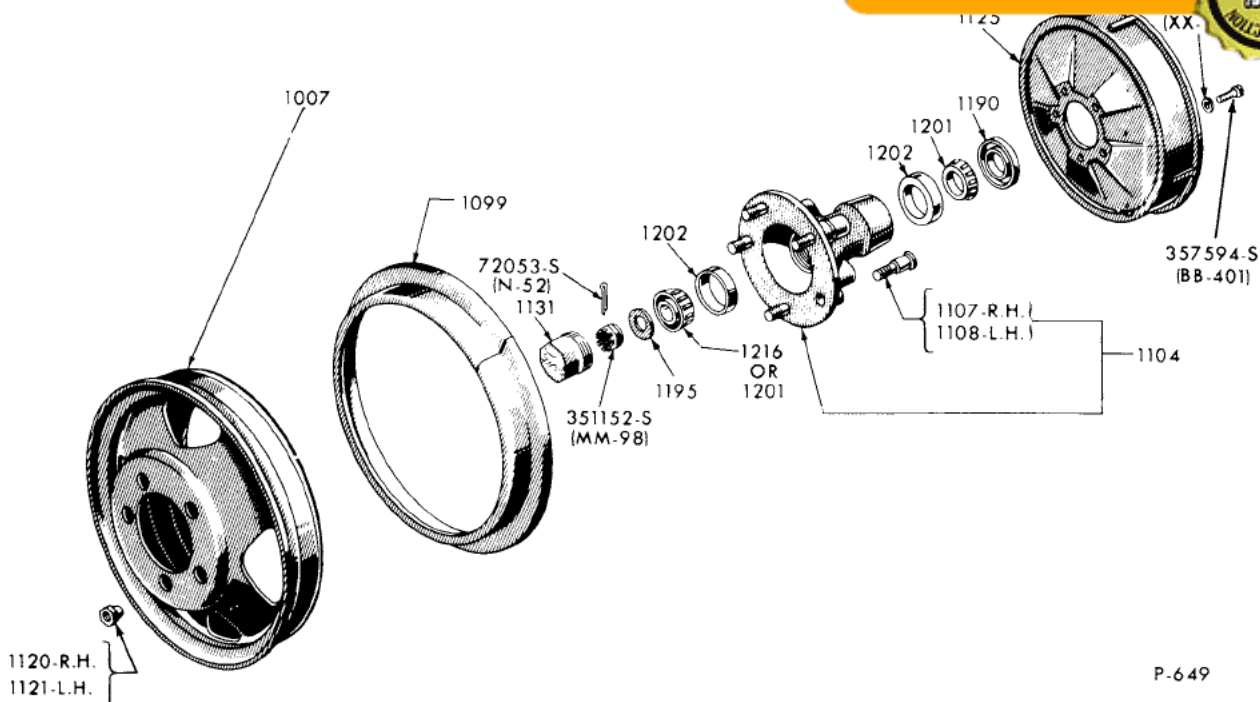
FRONT WHEEL PARTS-TYPICAL

1980/ B-CL-CLT-C-CT-F-FT-L-LA-LL-LN-LNT-LS-LT-LTA-LTL-LTS600/900

1980/
TRUCK SERIES 600/900

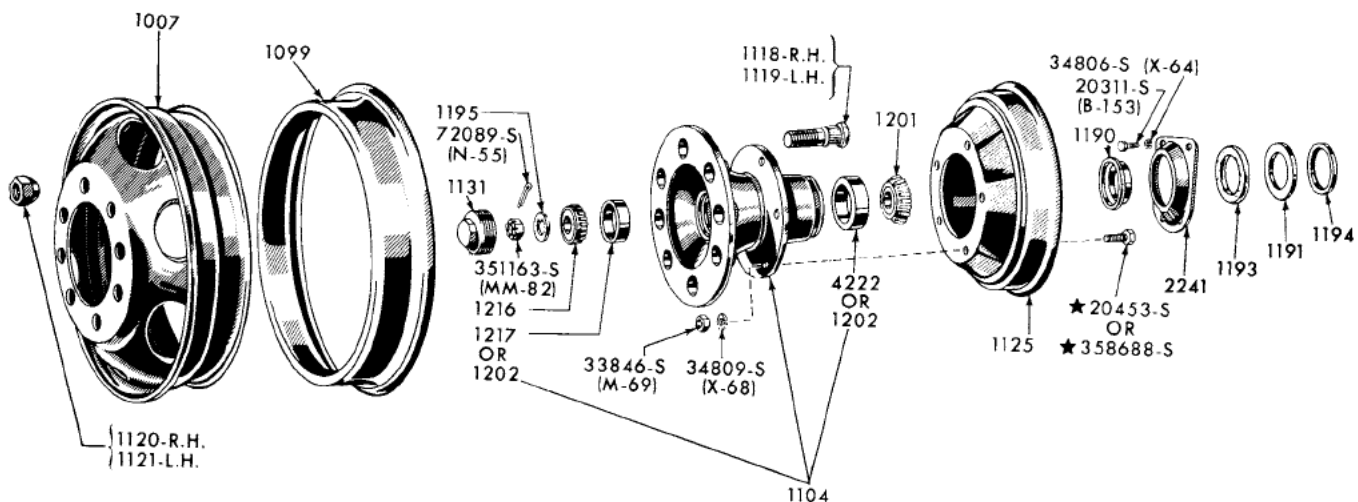


Click Here To Order
BUY IT NOW!



P-649

FRONT WHEEL PARTS (DISC TYPE-TUBE TIRES)-TYPICAL
1980/ B-C-F600



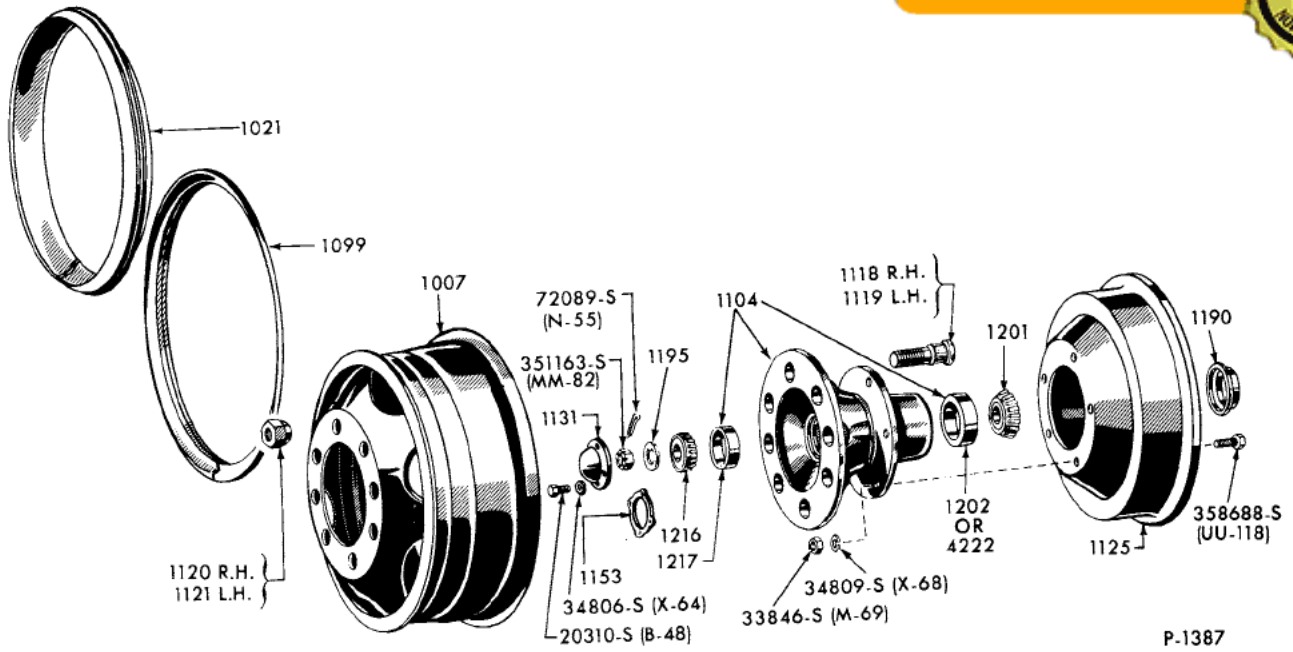
P-1390

FRONT WHEEL PARTS (DISC TYPE-TUBE TIRES)-TYPICAL
1980/ B-F-FT700/900

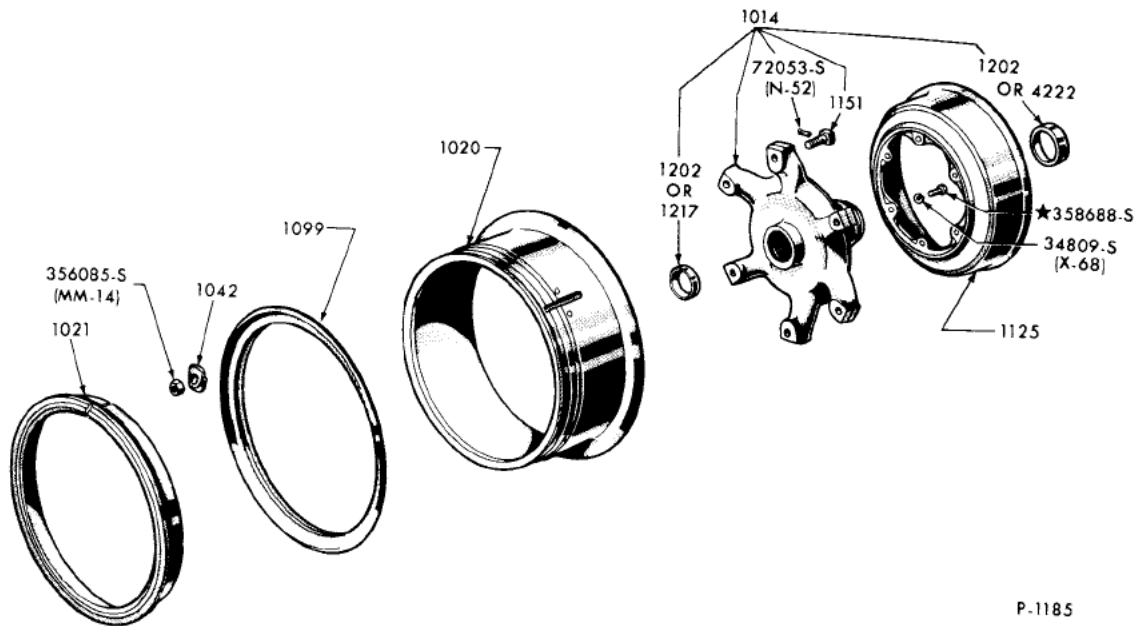
Click Here To Order

BUY IT NOW!

100% GUARANTEED SATISFACTION



FRONT WHEEL PARTS (DISC TYPE-TUBE TIRES)
1980/ C-F-FT700/900



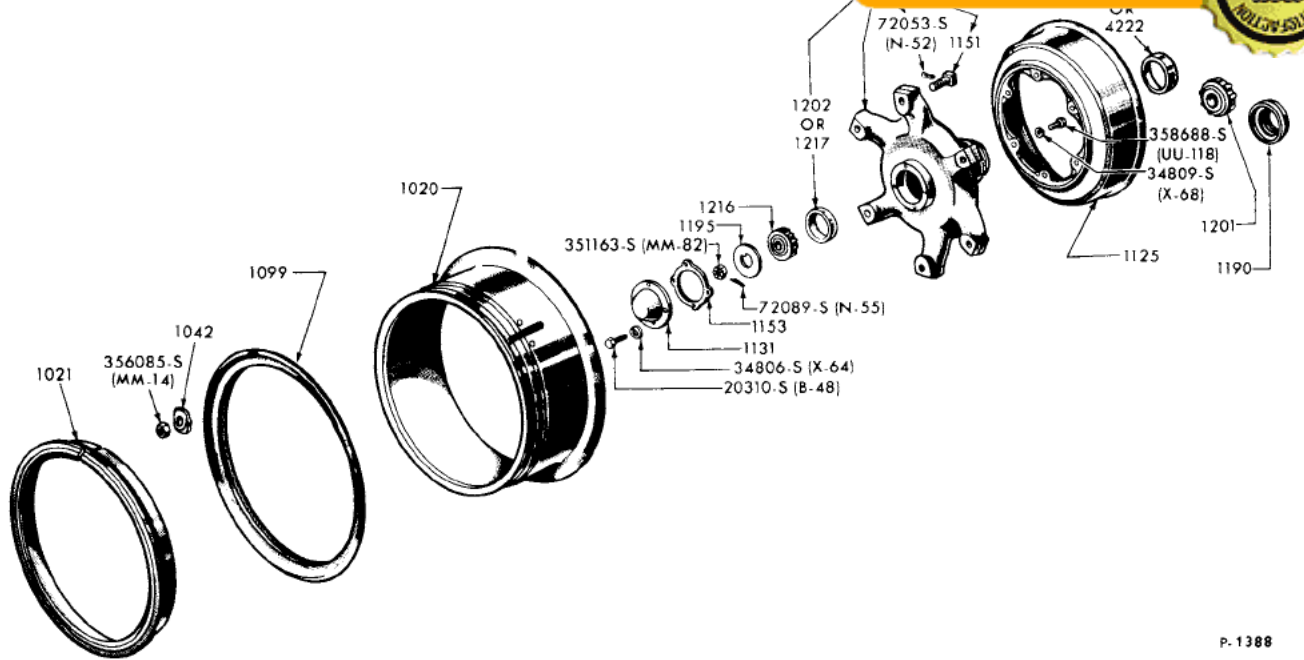
FRONT WHEEL PARTS (SPOKE TYPE-TUBE TIRES)-TYPICAL
1980/ B-F-FT700/900

1980/
TRUCK SERIES 600/900

Click Here To Order

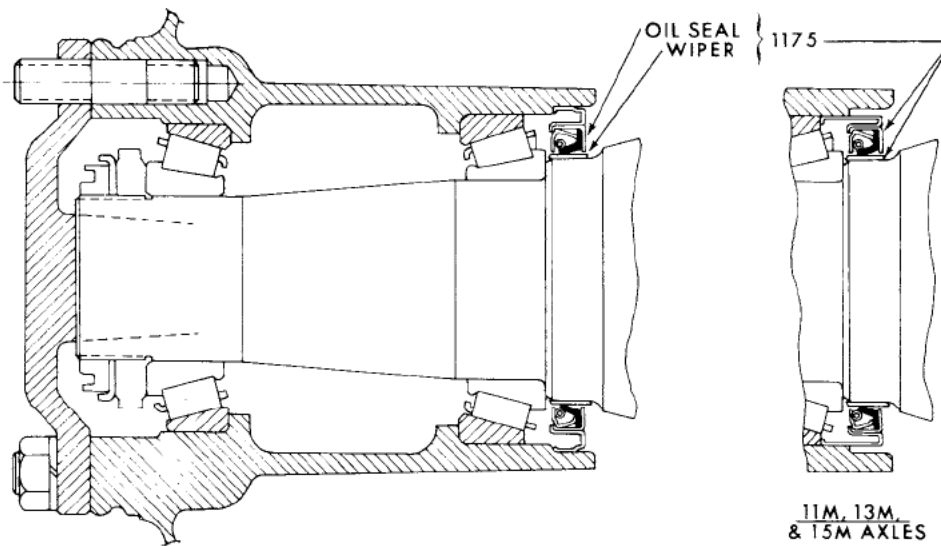
BUY IT NOW!

100% GUARANTEED SATISFACTION



P-1388

FRONT WHEEL PARTS (SPOKE TYPE—TUBE TIRES)—TYPICAL
1980/ C-F-FT700/900

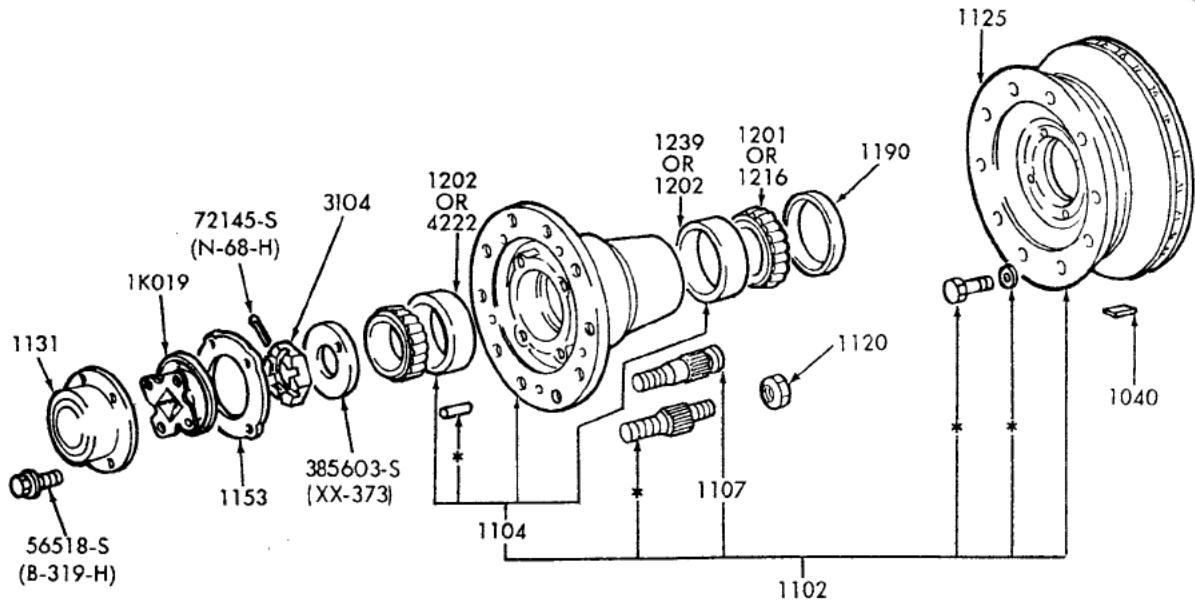


P-11424

REAR WHEEL HUB GREASE CAP (STEMCO SEE-THROUGH) and OIL SEAL INSTALLATION—TYPICAL
1980/ CL-CLT-C-CT-L-LA-LL-LN-LNT-LS-LT-LTA-LTL-LTS600/900

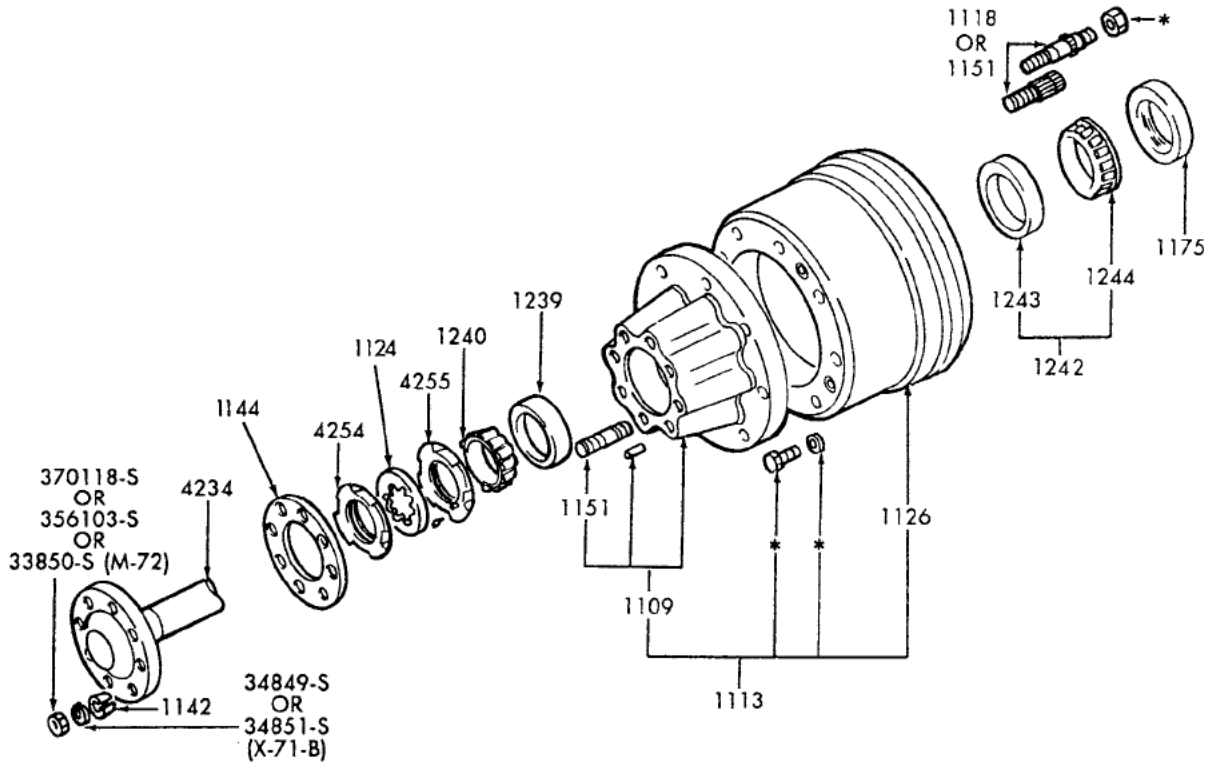
1980/
TRUCK SERIES 600/900

VISA MASTERCARD DISCOVER AMERICAN EXPRESS PAYPAL
ILLUSTRATION
Click Here To Order
BUY IT NOW!
100% GUARANTEED SATISFACTION



P-19199

FRONT WHEEL BEARINGS, HUBS and RELATED PARTS
1986/ CF-CFT600/800

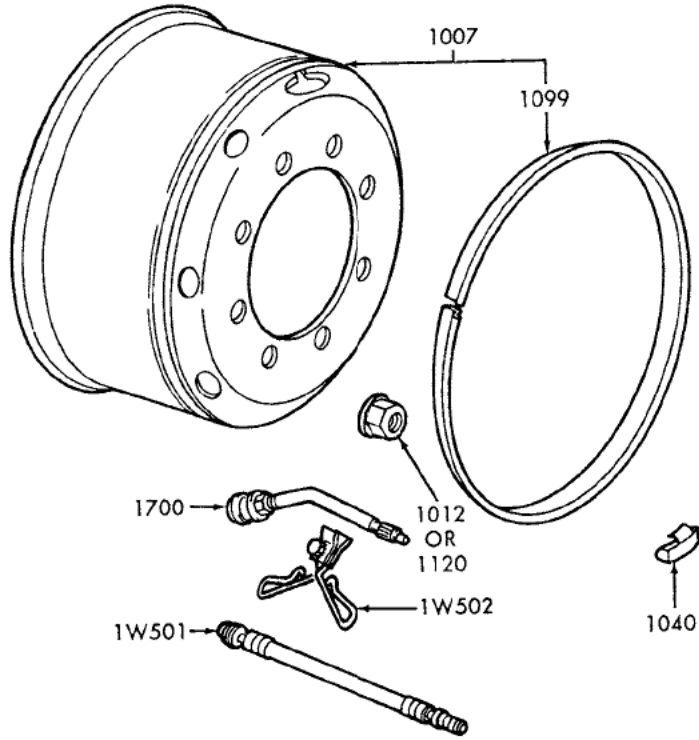


P-19200

REAR WHEEL BEARINGS, HUBS and RELATED PARTS
1986/ CF-CFT600/800

1980/
TRUCK SERIES 600/900

Logos for VISA, MasterCard, Discover, American Express, and PayPal are displayed at the top. Below them is a red and yellow banner with the text "Click Here To Order" and "BUY IT NOW!". A circular seal on the right side of the banner contains the text "100% SATISFACTION GUARANTEED".



P-19201

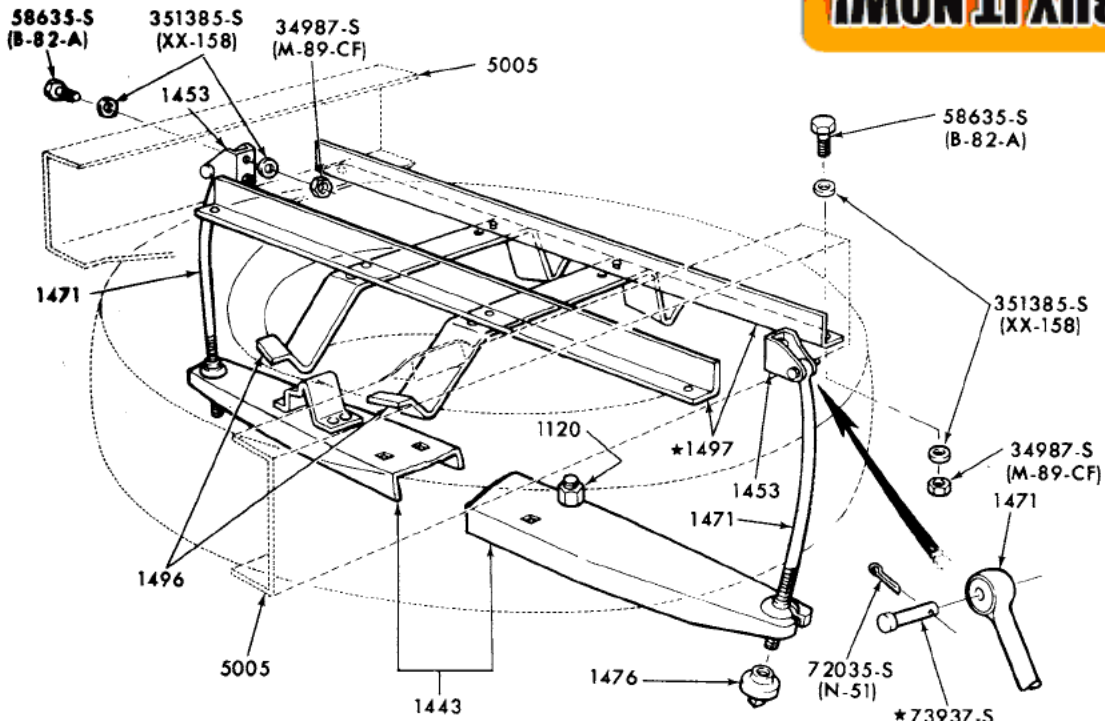
FRONT and REAR WHEEL, RING and ADAPTER
1986/ CF-CFT600/800

**1980 /
TRUCK SERIES 600/900**

Click Here To Order

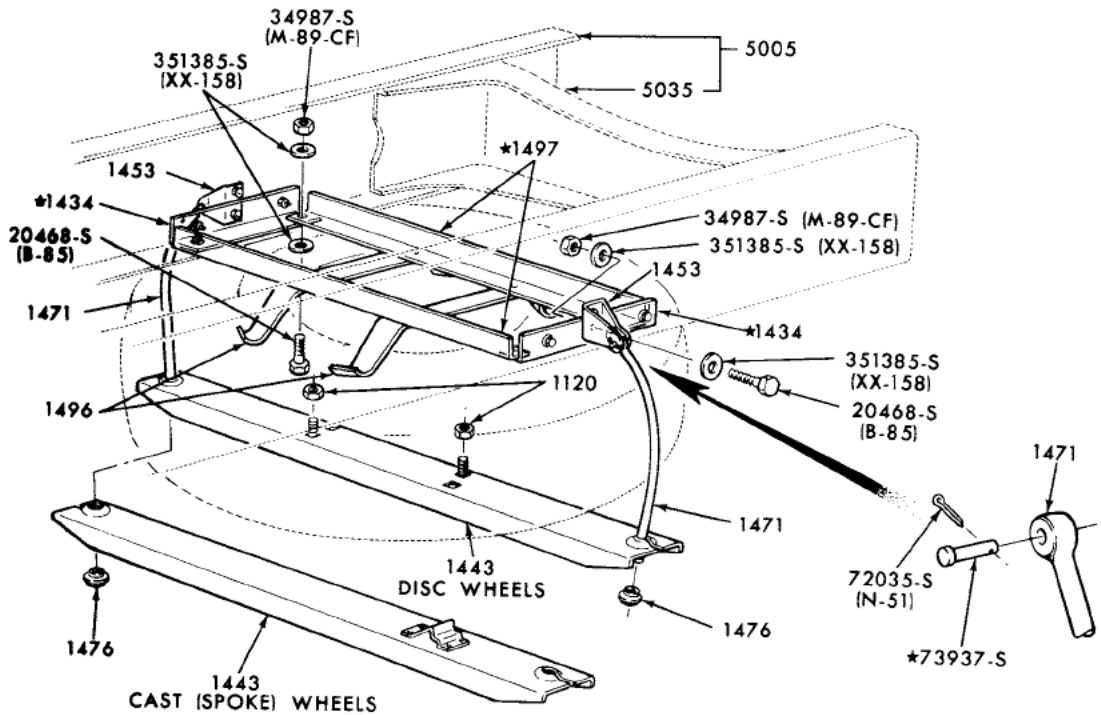
BUY IT NOW!

100% GUARANTEED



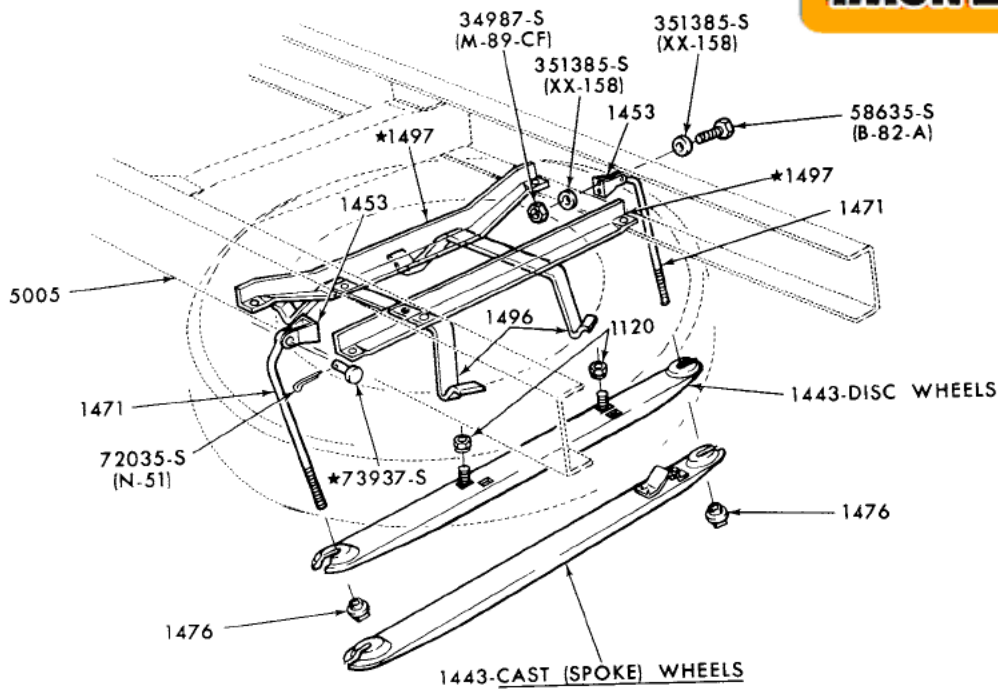
P-9922

**SPARE WHEEL CARRIER (FRAME MOUNTED)
1980/83 B-F-FT600/900 and C600/700**



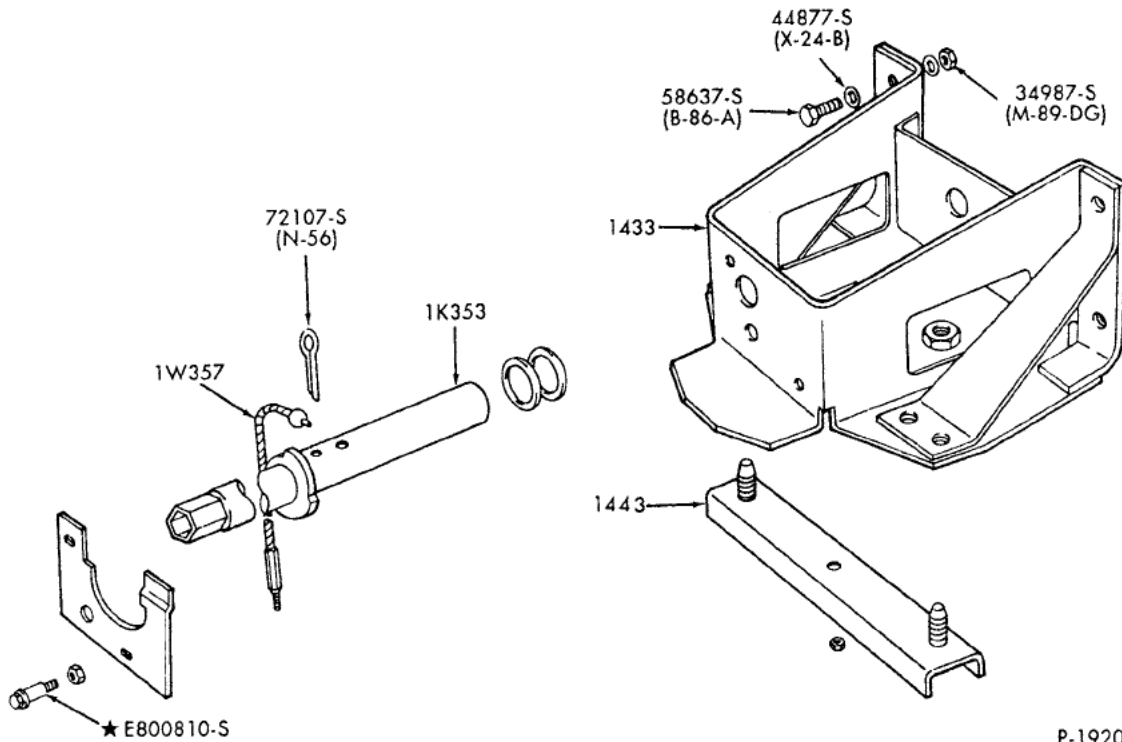
P-9924

**SPARE WHEEL CARRIER (FRAME MOUNTED)
1980/83 L-LN800/900**



P-9923

SPARE WHEEL CARRIER (FRAME MOUNTED)
1980/83 C700/900



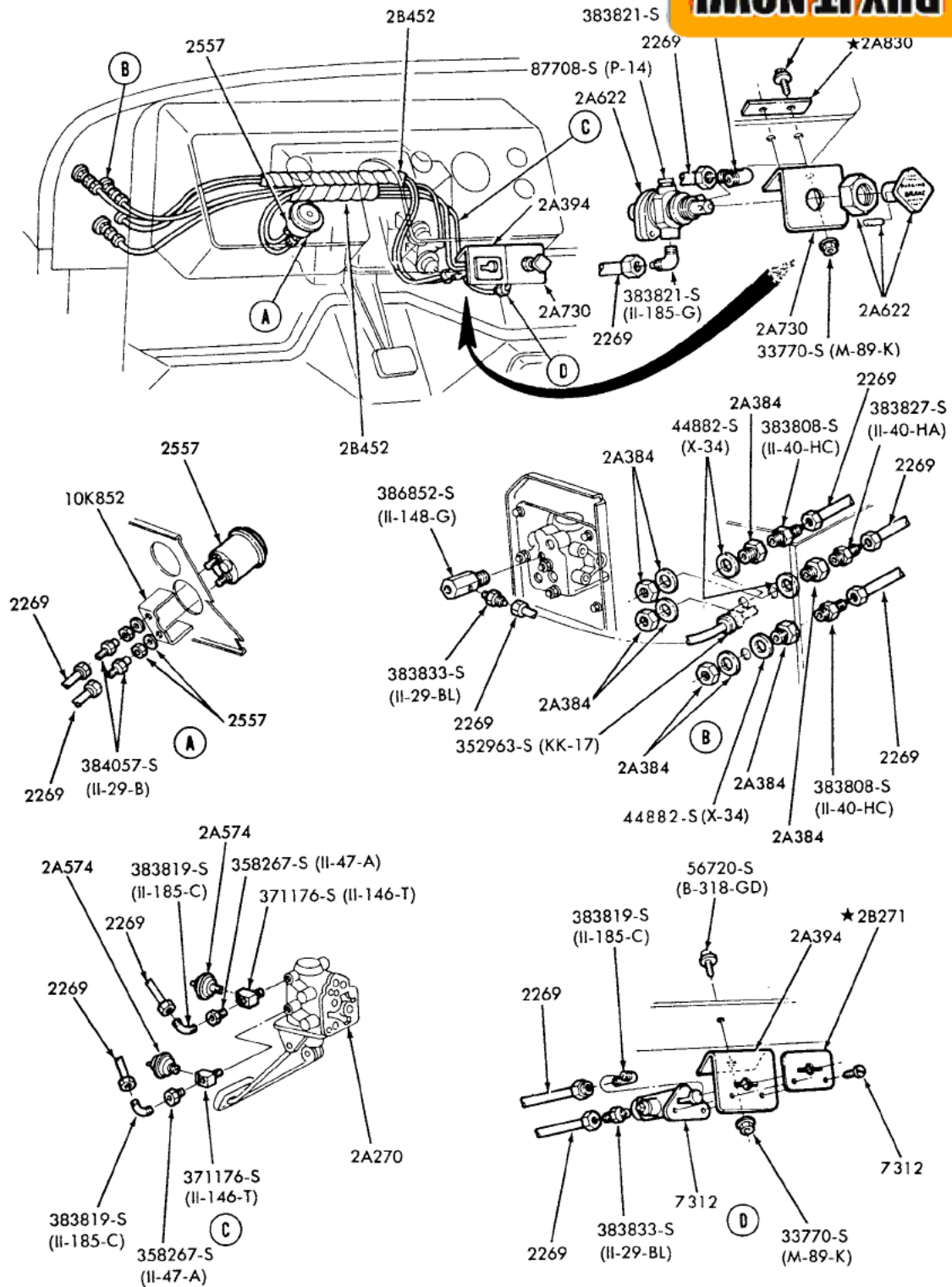
P-19202

SPARE WHEEL CARRIER
1986/ CF-CFT600/800

1980/
TRUCK SERIES 600/900



Click Here To Order
BUY IT NOW!
100% GUARANTEED SATISFACTION



P-16049

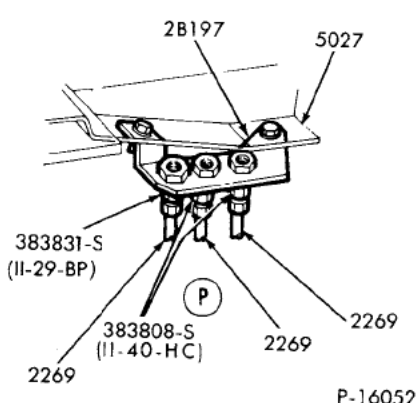
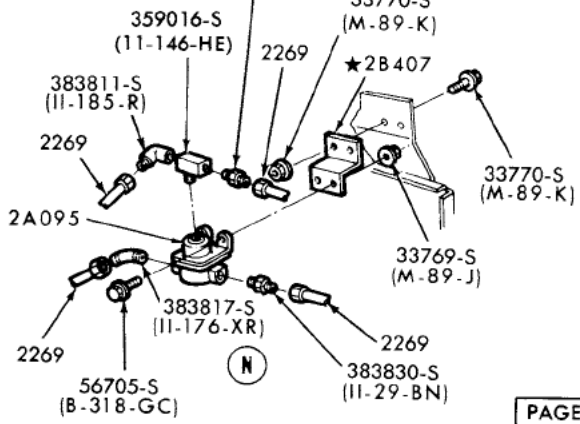
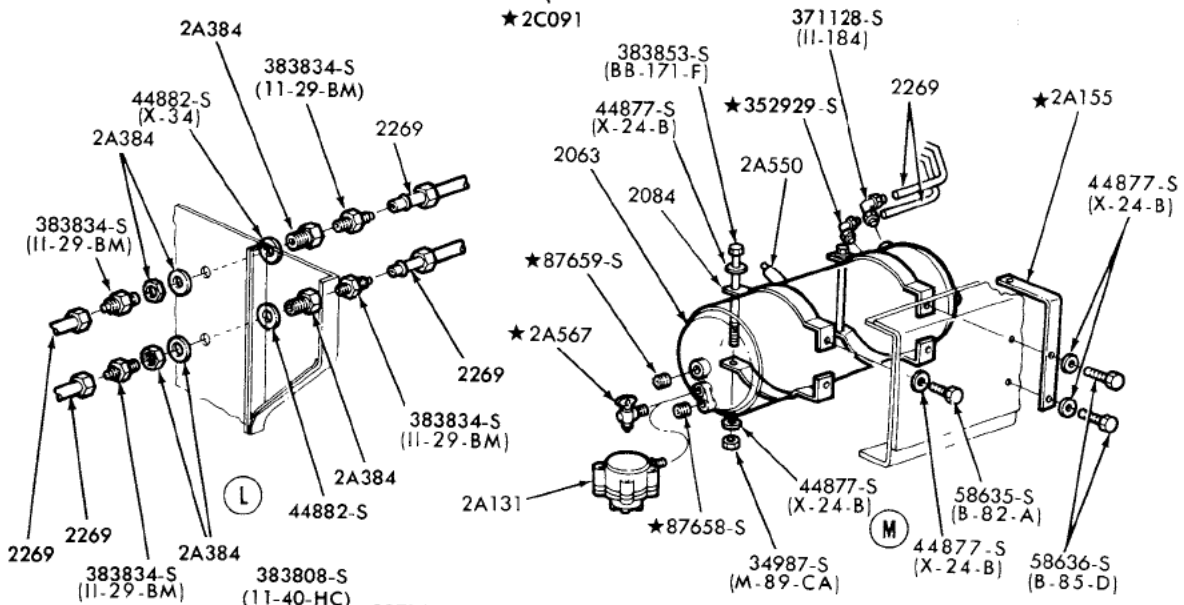
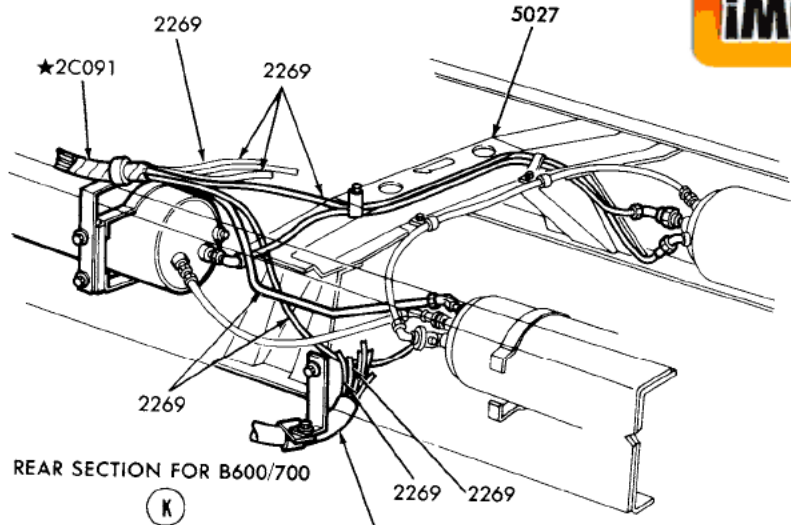
AIR BRAKE SYSTEM-IN-CAB INSTRUMENT PANEL TUBING
1980/ B-F-600/800--BODY TYPE 84 COWL MODELS



Click Here To Order

BUY IT NOW!

100% GUARANTEED



PAGE-C

P-16052

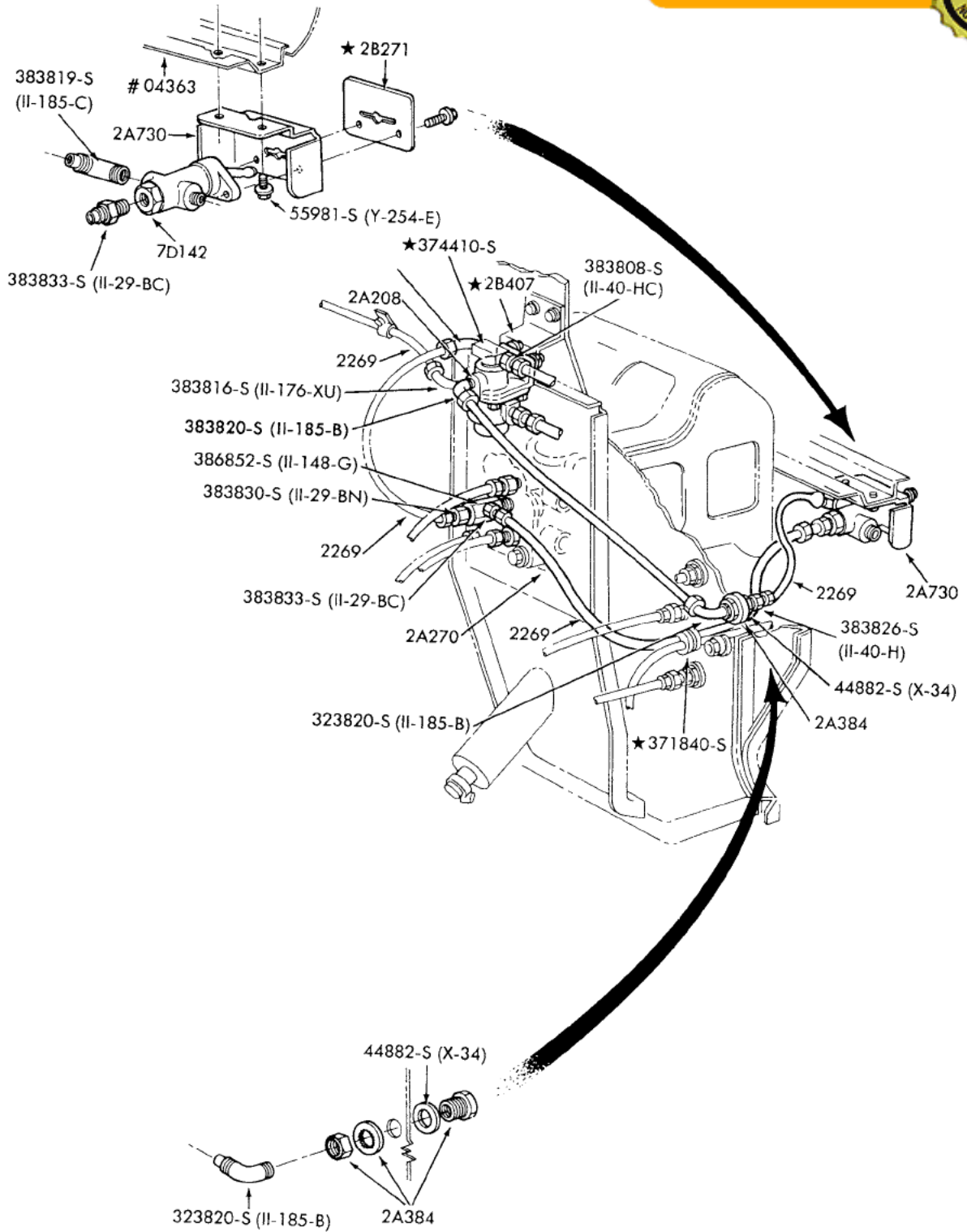
1980/
TRUCK SERIES 600/900

VISA MASTERCARD DISCOVER AMERICAN EXPRESS PAYPAL

Click Here To Order

BUY IT NOW!

100% SATISFACTION GUARANTEED



REFER TO BODY GROUP NUMBER

P-16040

FRONT AIR BRAKE LIMITING VALVE
1980/ F-FT600/900 - - BODY TYPE 81 CAB MODELS

OCTOBER, 1993

COPYRIGHT ©1993

FORD MOTOR
COMPANY

—DEARBORN, MICHIGAN

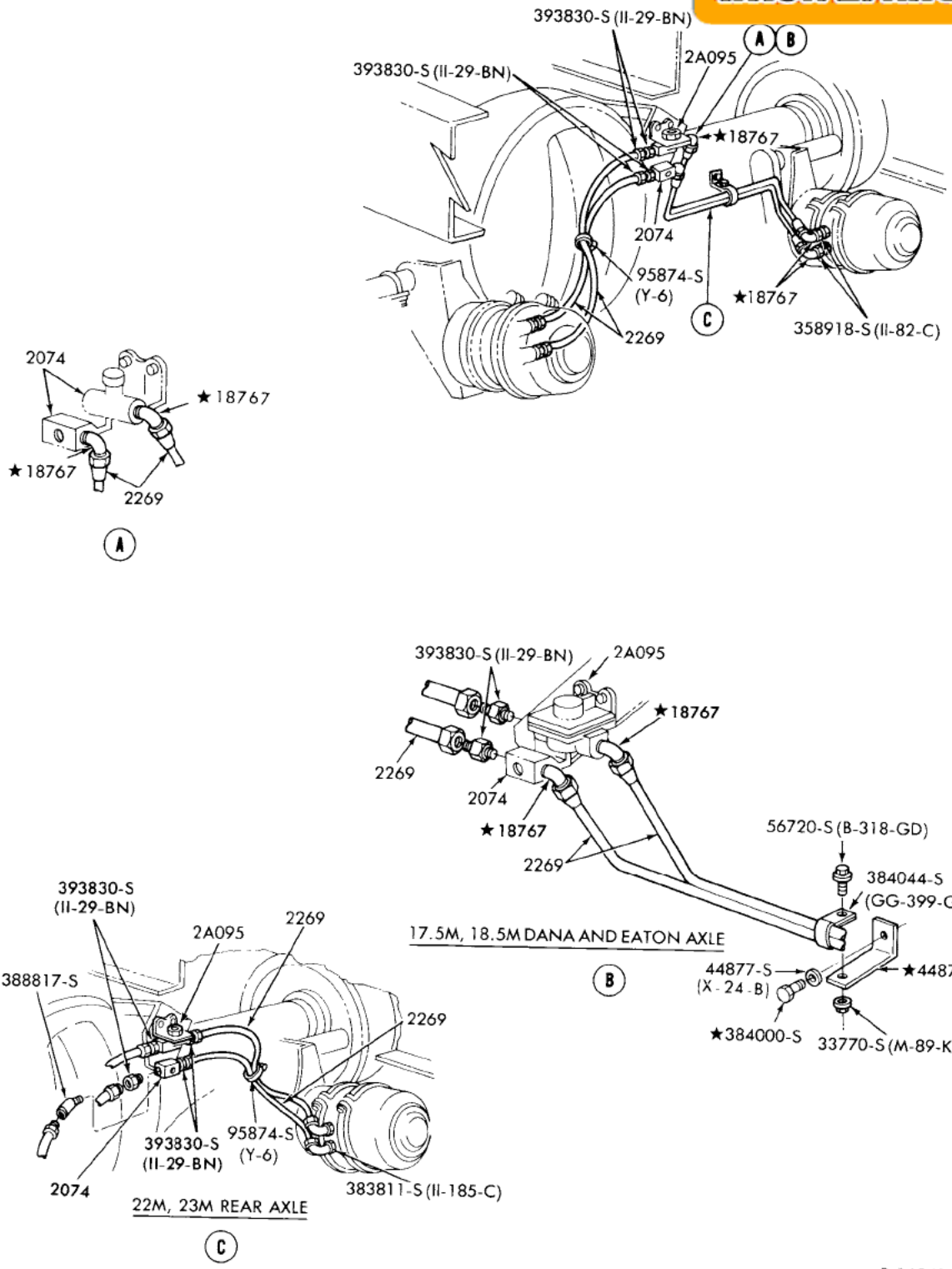
FINAL ISSUE

1980/
TRUCK SERIES 600/900

Click Here To Order

BUY IT NOW!

100% SATISFACTION GUARANTEED



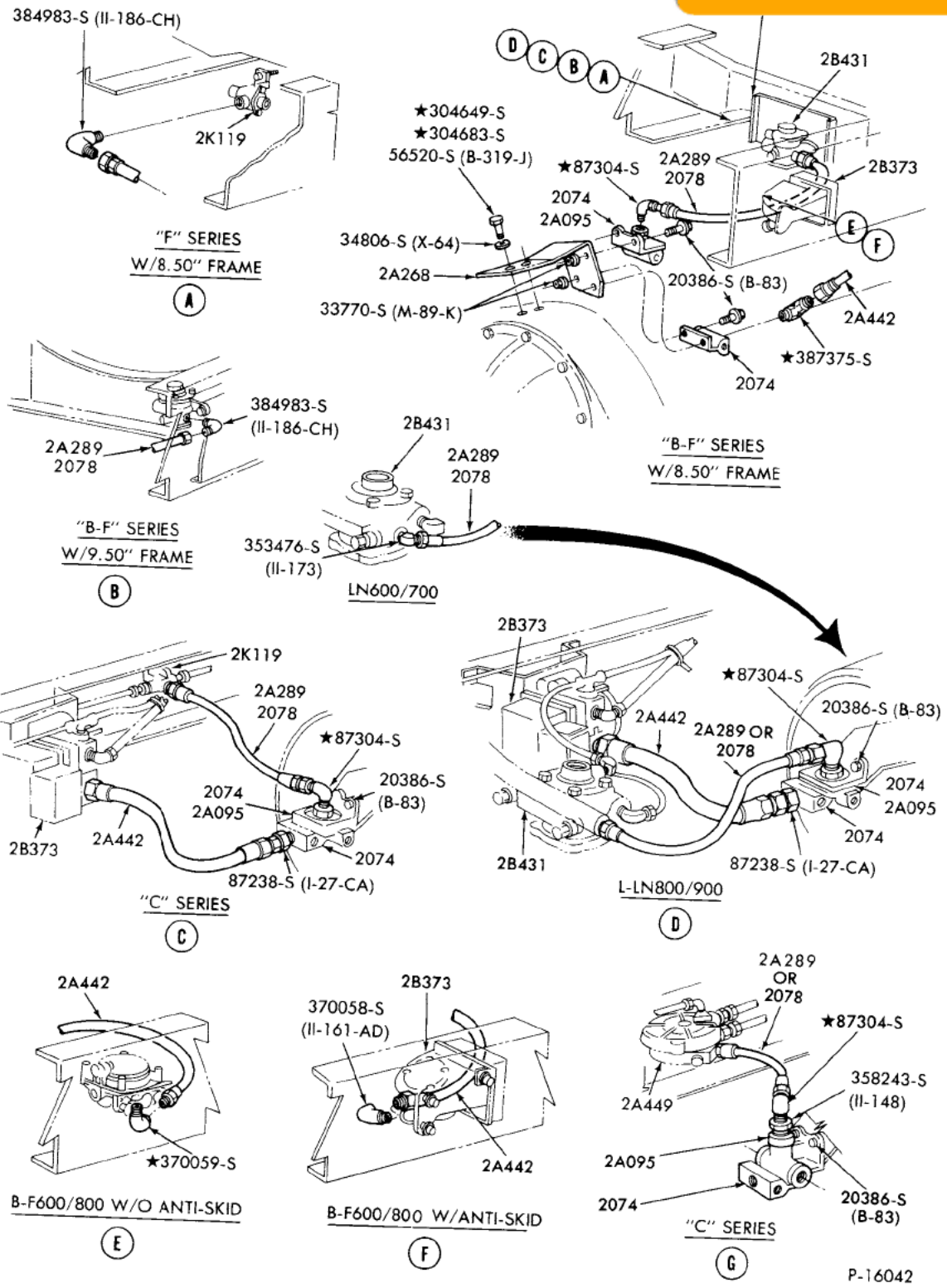
P-16041

AIR BRAKE-REAR AXLE TUBING
1980/ B-F-FT600/900--w/CAM BRAKES

1980/
TRUCK SERIES 600/900



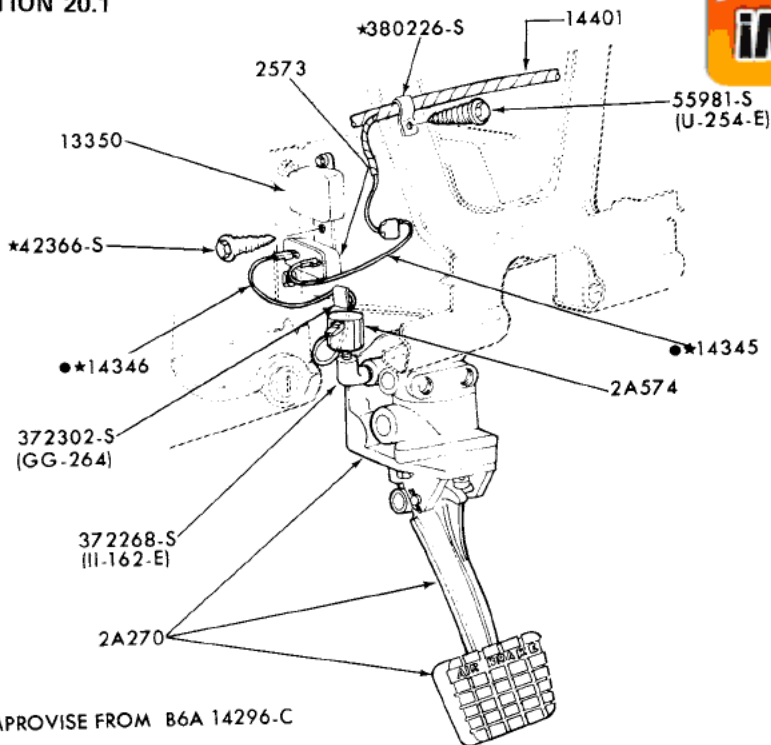
Click Here To Order
BUY IT NOW!
100% GUARANTEED



AIR BRAKE-REAR AXLE JOUNCE HOSES
1980/ B-F-FT600/900

12 ILLUSTRATION
SECTION 20.1

1980/
TRUCK SERIES 600/900



P-10202

AIR BRAKE SYSTEM (LOW AIR PRESSURE BUZZER)
1980/ B-F-FT600/900

VISA
MasterCard
Discover
American Express
PayPal

Click Here To Order

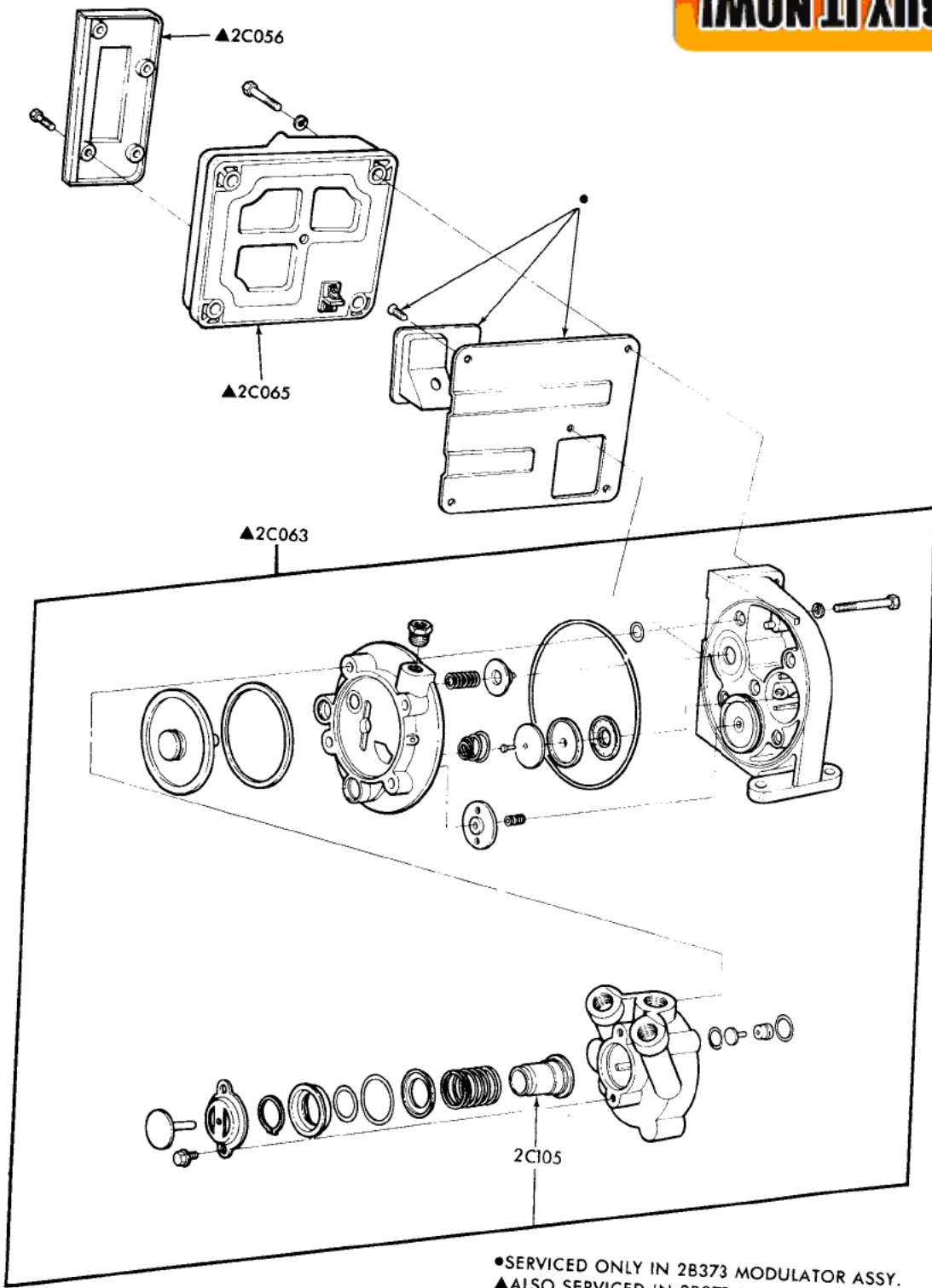
BUY IT NOW!

100% SATISFACTION GUARANTEED

1980/
TRUCK SERIES 600/900



Click Here To Order
BUY IT NOW!
100% SATISFACTION GUARANTEED



P-13123

KELSEY-HAYES MODULATOR (BRAKE SKID CONTROL)
1980/ B-F-FT700/900

October, 1993

COPYRIGHT © 1993 - FORD MOTOR - DEARBORN, MICHIGAN
COMPANY

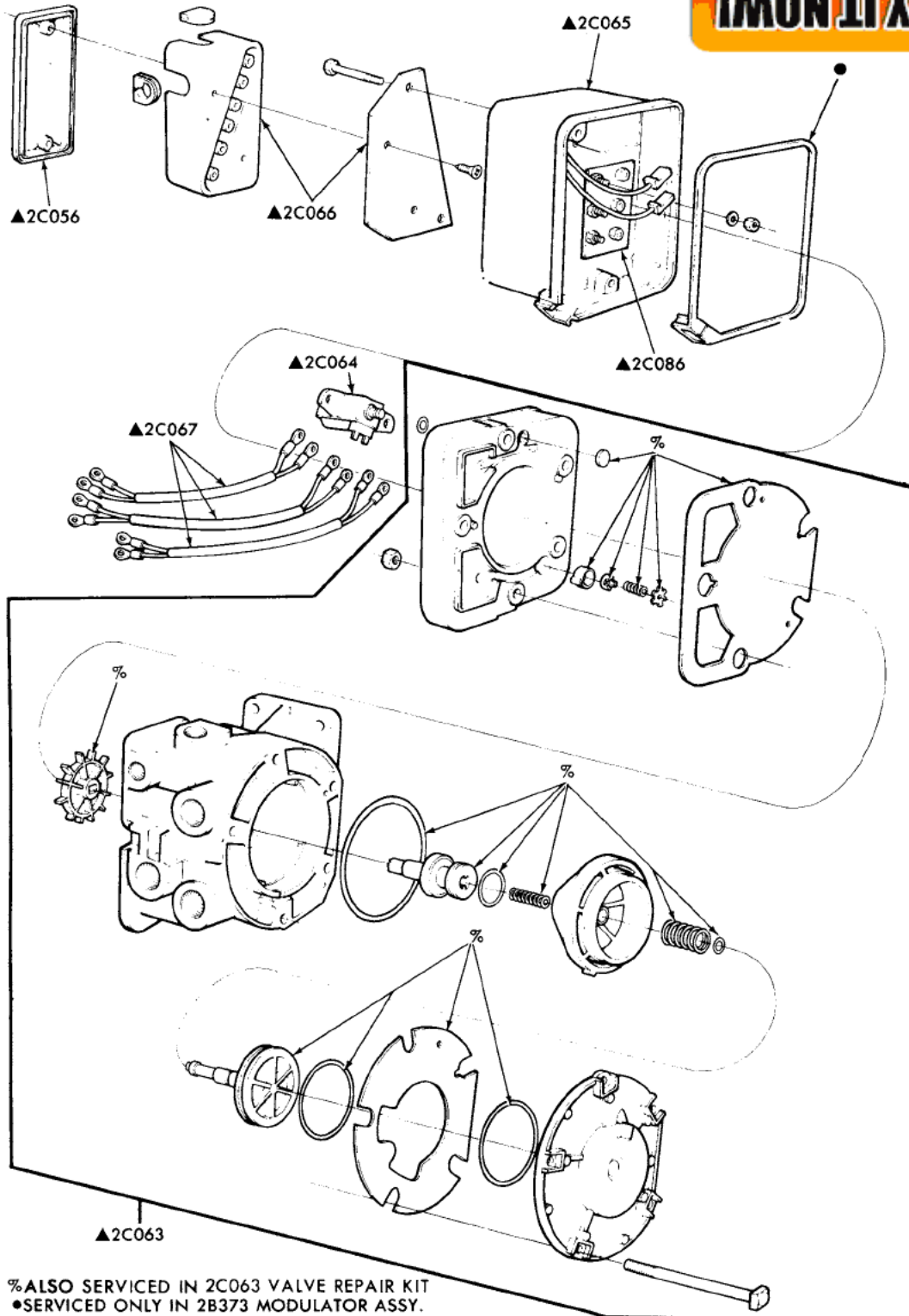
Final Issue

VISA MASTERCARD DISCOVER AMERICAN EXPRESS PAYPAL

Click Here To Order

BUY IT NOW!

100% SATISFACTION GUARANTEED



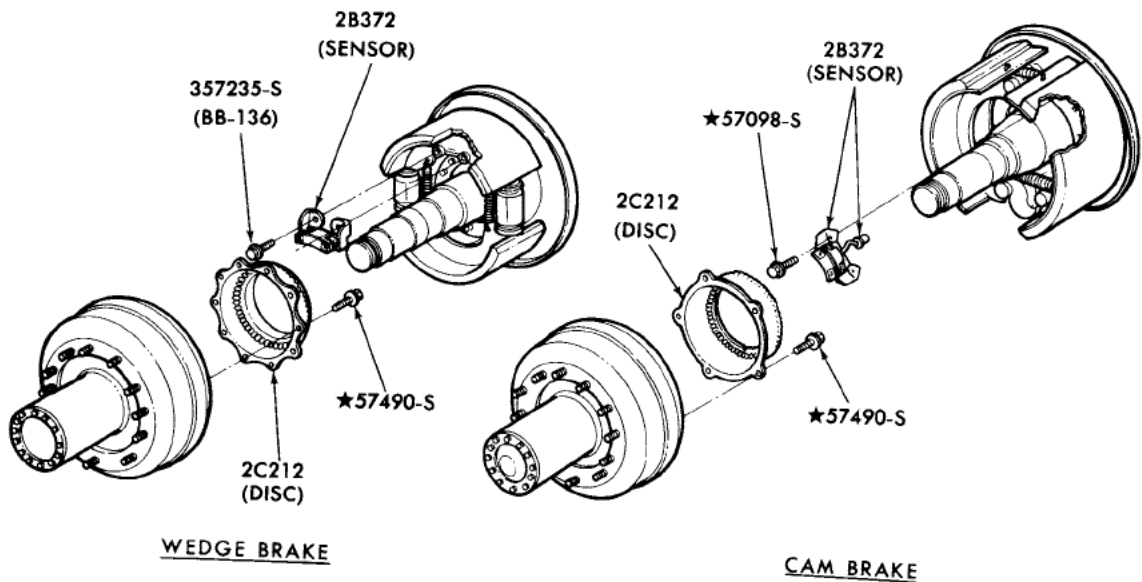
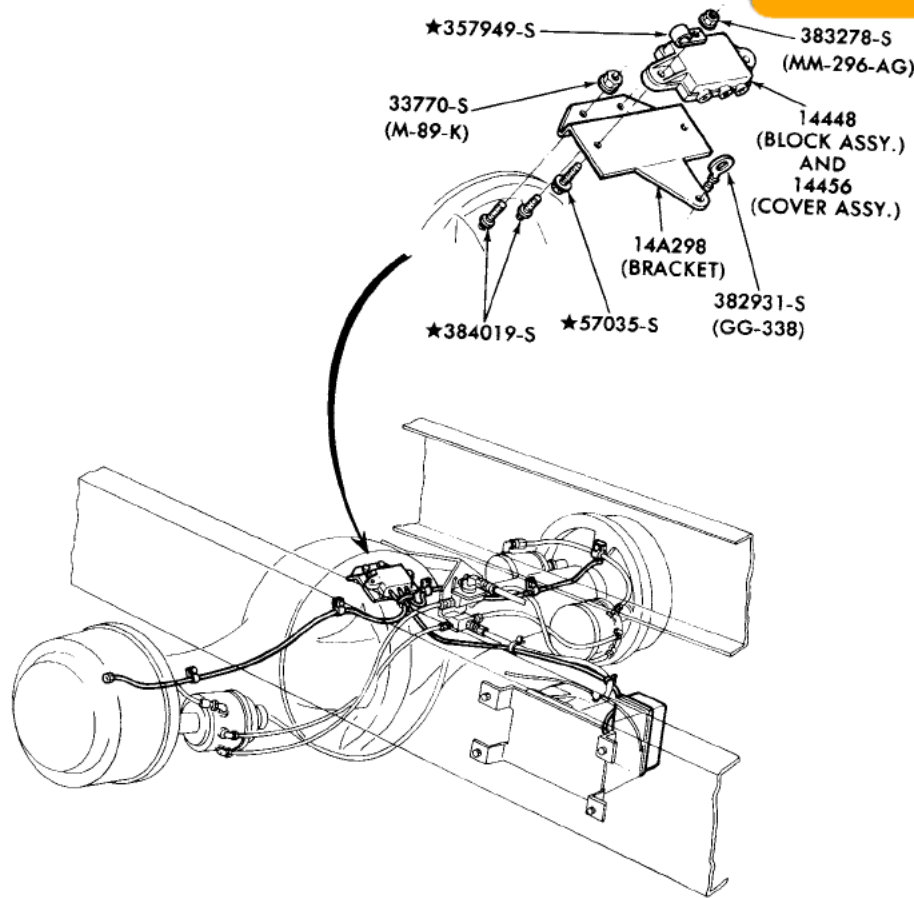
△ALSO SERVICED IN 2C063 VALVE REPAIR KIT
 ●SERVICED ONLY IN 2B373 MODULATOR ASSY.
 ▲ALSO SERVICED IN 2B373 MODULATOR ASSY.

P-13124

EATON MODULATOR (BRAKE SKID CONTROL)
 1980/ B-F-FT700/900

1980/
TRUCK SERIES 600/900

VISA MASTERCARD DISCOVER AMERICAN EXPRESS PAYPAL
REGISTRATION
Click Here To Order
BUY IT NOW!
100% GUARANTEED SATISFACTION



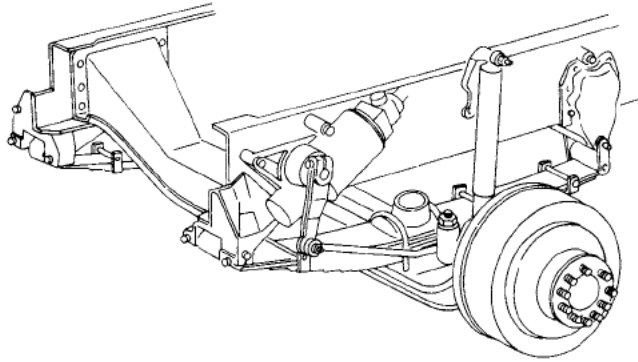
AIR BRAKE SYSTEM (BRAKE SKID CONTROL)-SINGLE REAR AXLE SENSOR
1980/ B-F-700/800

P-12446



Click Here To Order

BUY IT NOW!



58633-S
(B-77-D)

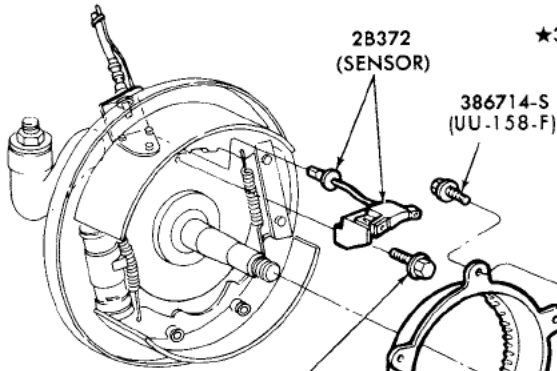
351385-S
(XX-158)

★386589-S

2B372
(SENSOR)

2C017
(EXCITER)

15000, 16000, 18000, 20000# AXLES

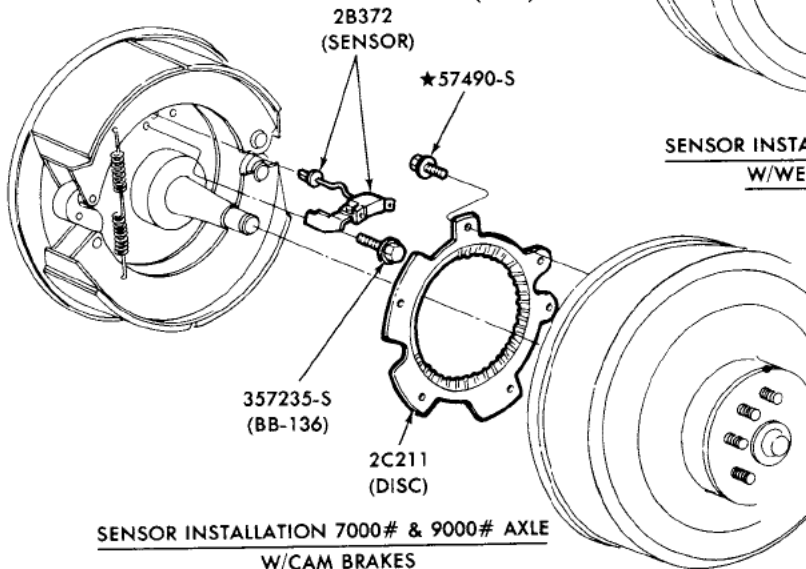
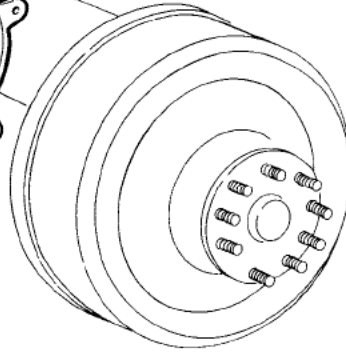


2B372
(SENSOR)

386714-S
(UU-158-F)

357235-S
(BB-136)

2C211
(DISC)



2B372
(SENSOR)

★57490-S

357235-S
(BB-136)

2C211
(DISC)

SENSOR INSTALLATION 12,000# AXLE
W/WEDGE BRAKES

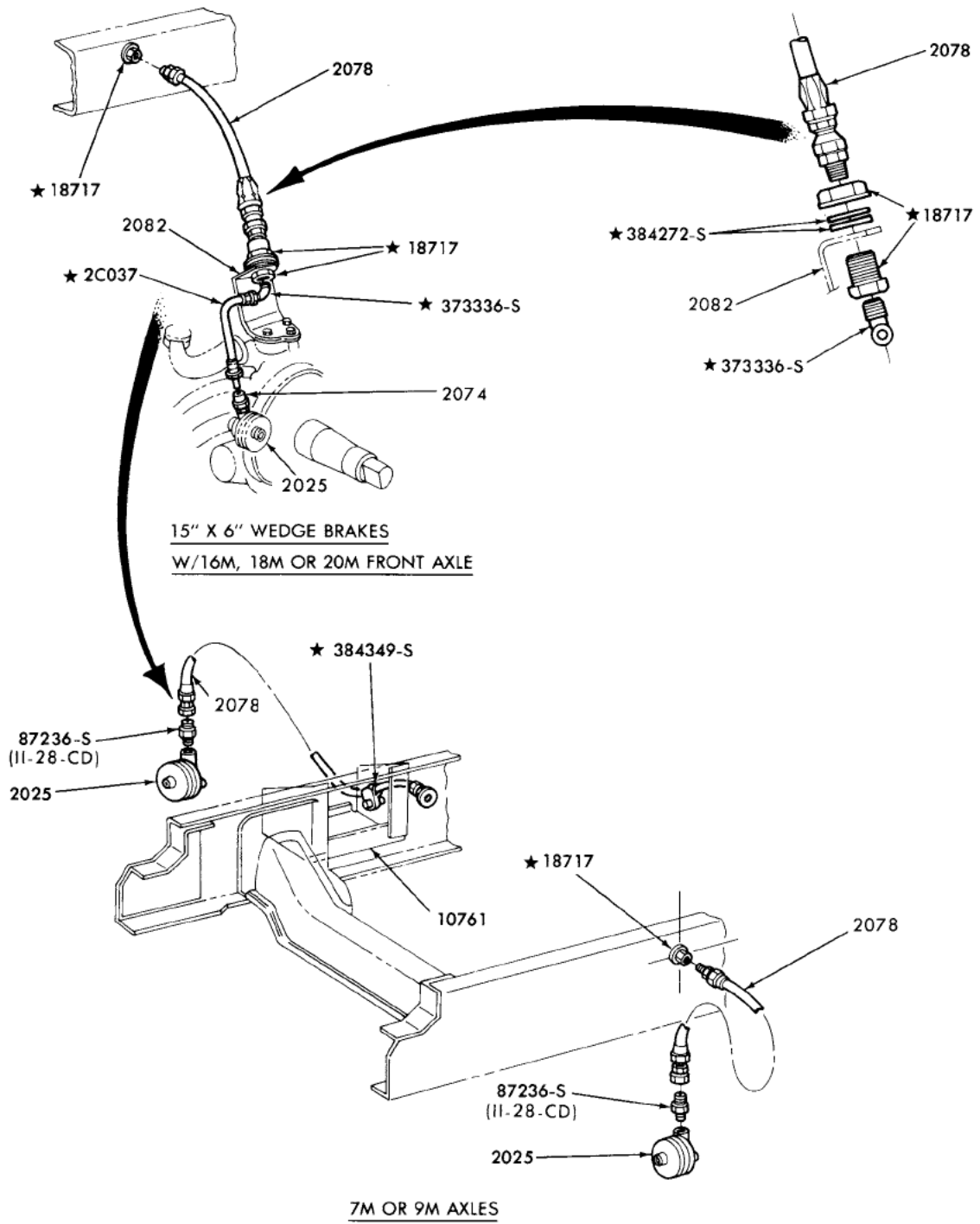
SENSOR INSTALLATION 7000# & 9000# AXLE
W/CAM BRAKES

P-12403

1980/
TRUCK SERIES 600/900



BUY IT NOW!
Click Here To Order



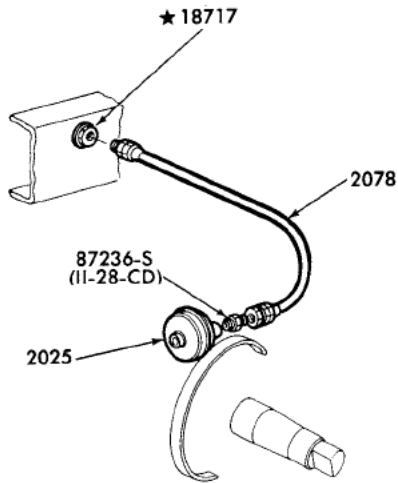
P-16043

AIR BRAKE-FRONT AXLE JOUNCE HOSES-PAGE-A (CONT'D on PAGE-B)
1980/ B-F-FT600/900

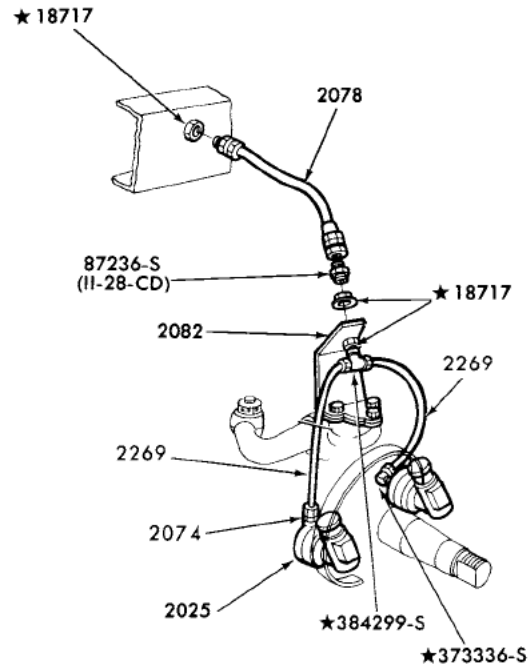
Click Here To Order

BUY IT NOW!

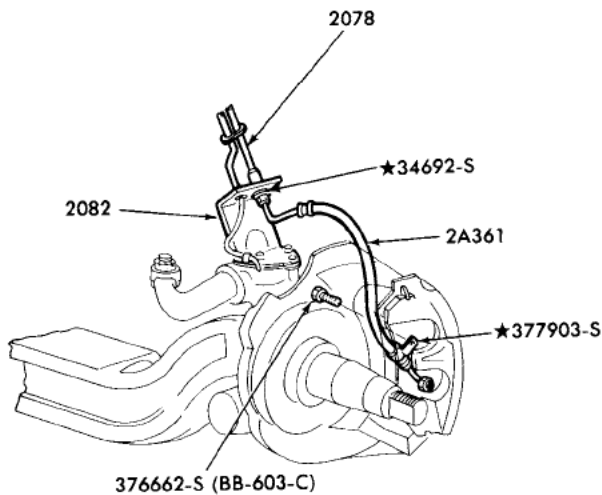
100% SATISFACTION GUARANTEED



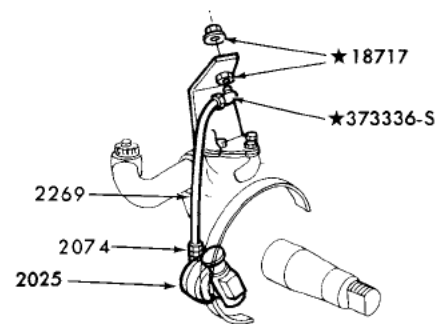
FRONT JOUNCE HOSE FOR 12,000#
FRONT AXLE W/CAM BRAKES



FRONT JOUNCE HOSE FOR 9,000#
FRONT AXLE W/DOUBLE WEDGE BRAKE



FRONT JOUNCE HOSE FOR 15,000#, 16,000#, 18,000#
AND 20,000# FRONT AXLES W/AIR/HYDRAULIC BRAKES



FRONT JOUNCE HOSE FOR 7000# FRONT
AXLE W/DOUBLE WEDGE BRAKE

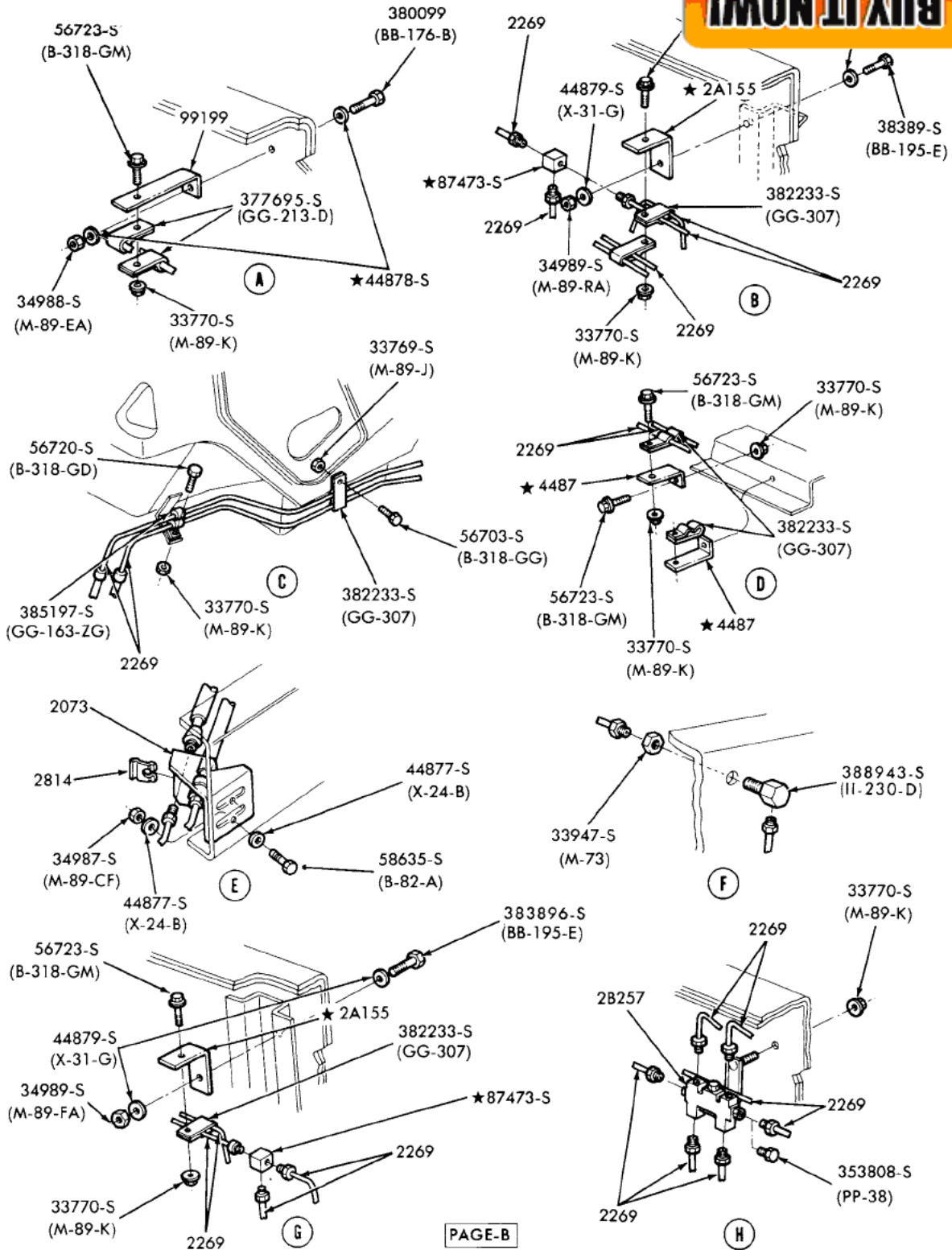
P-12429

2 ILLUSTRATION SECTION 20.2

1980/
TRUCK SERIES 600/900



Click Here To Order
BUY IT NOW!
100% GUARANTEED SATISFACTION



PAGE-B

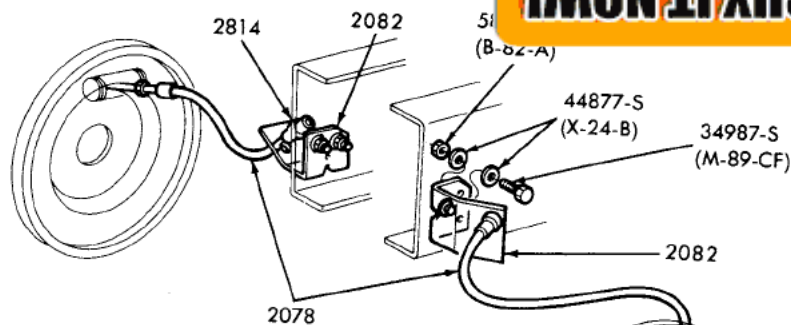
P-16055

HYDRAULIC BRAKE SYSTEM-SINGLE and SPLIT-PAGE B
1980/82 B-F-FT600/800

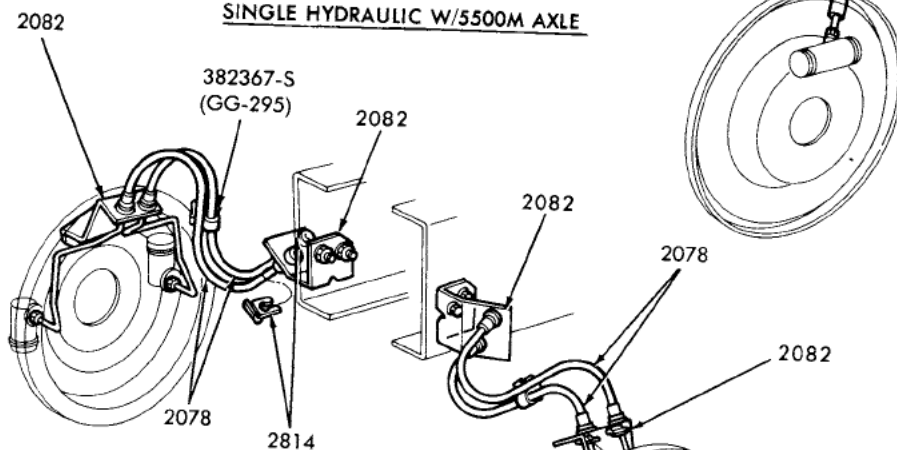
1980 /
TRUCK SERIES 600/900



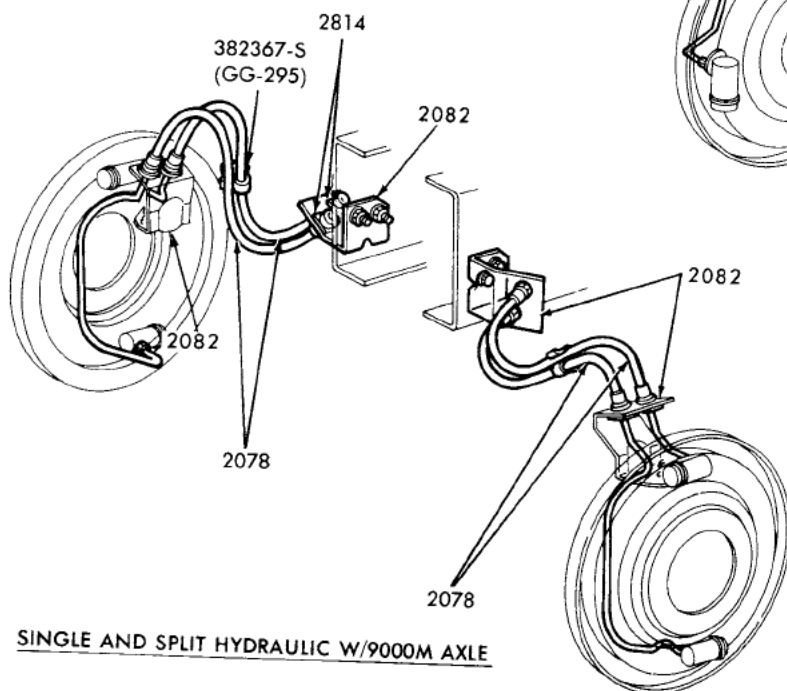
Click Here To Order
BUY IT NOW!



SINGLE HYDRAULIC W/5500M AXLE



SINGLE AND SPLIT HYDRAULIC W/6000M AND 7000M AXLE



SINGLE AND SPLIT HYDRAULIC W/9000M AXLE

P-16056

HYDRAULIC BRAKE SYSTEM-SINGLE and SPLIT FRONT JOUNCE HOSES
1980/83 B-F-FT600/800

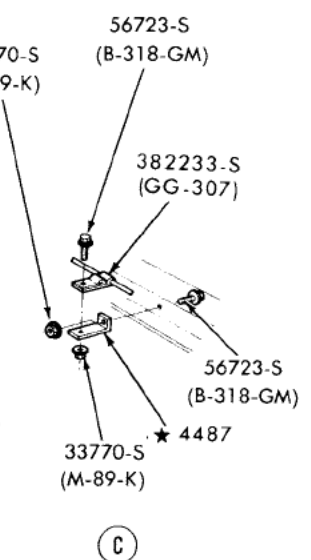
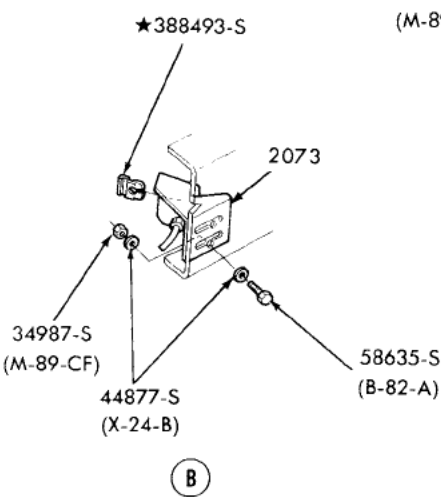
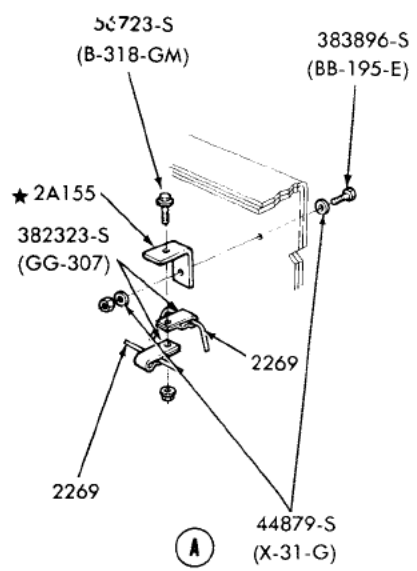
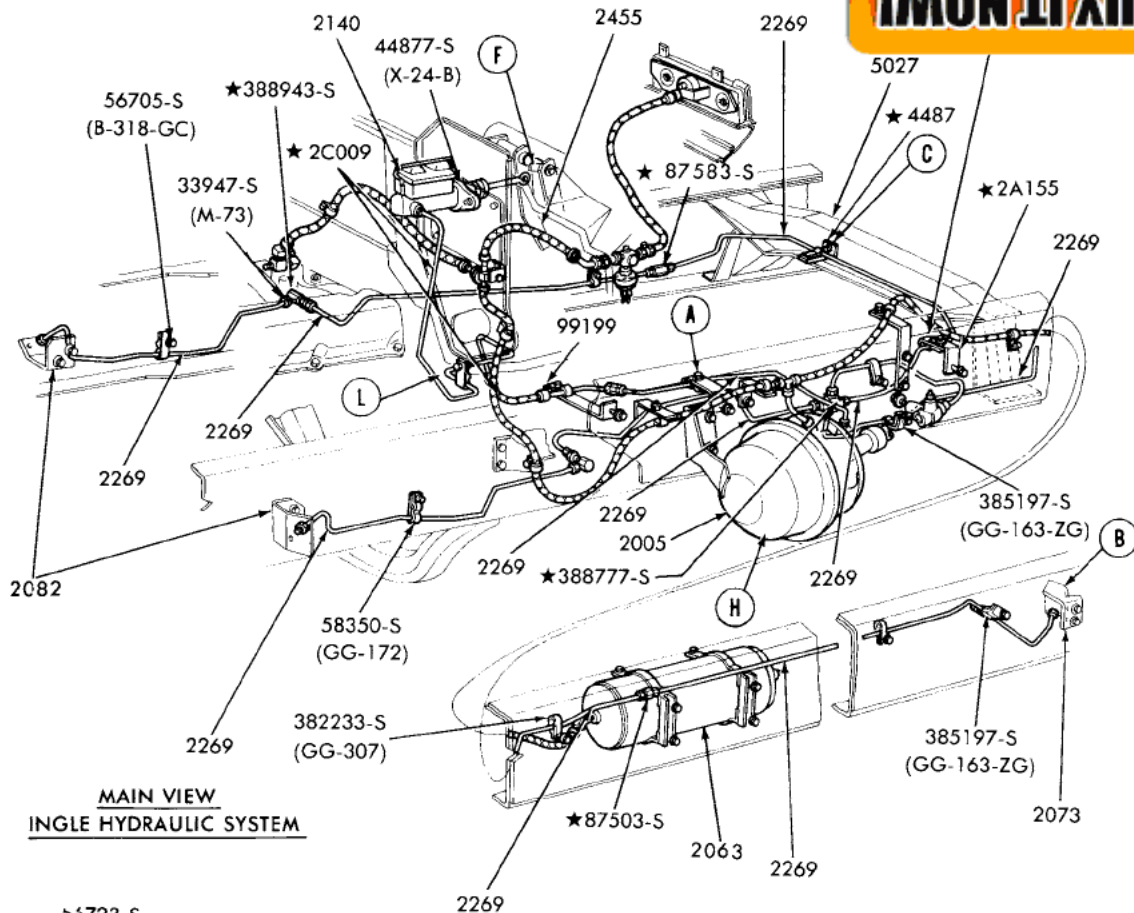
1980/
TRUCK SERIES 600/900



Click Here To Order

BUY IT NOW!

100% SATISFACTION GUARANTEED



PAGE-A CONTINUED ON PAGE-B AND PAGE-C

P-16057

HYDRAULIC BRAKE SYSTEM-SINGLE w/VACUUM BOOSTER-PAGE A-
cont'd. on PAGE B and PAGE C
1980/83 F-FT600/800

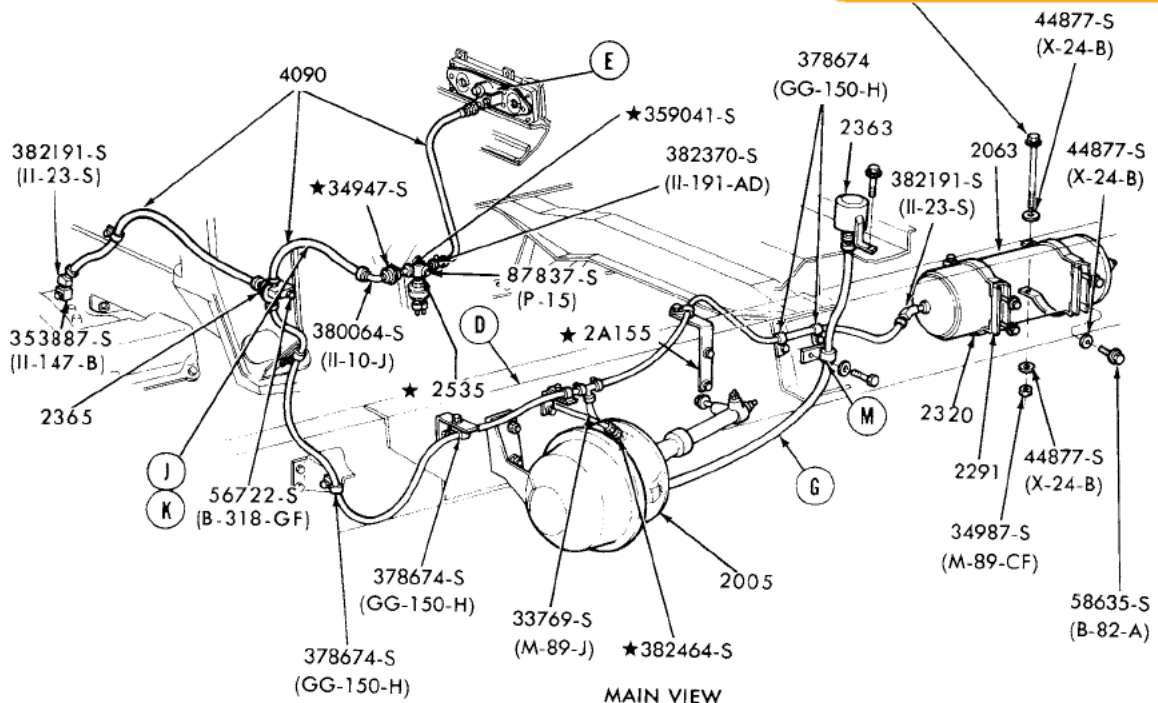
1980/
TRUCK SERIES 600/900

VISA
MasterCard
Discover
American Express
PayPal

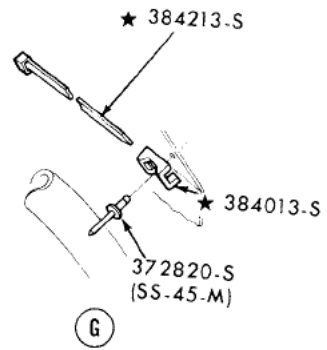
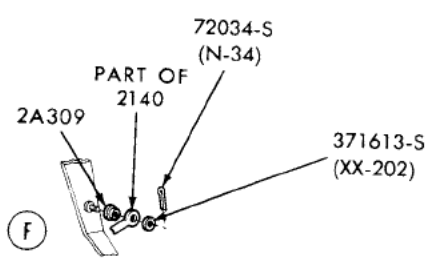
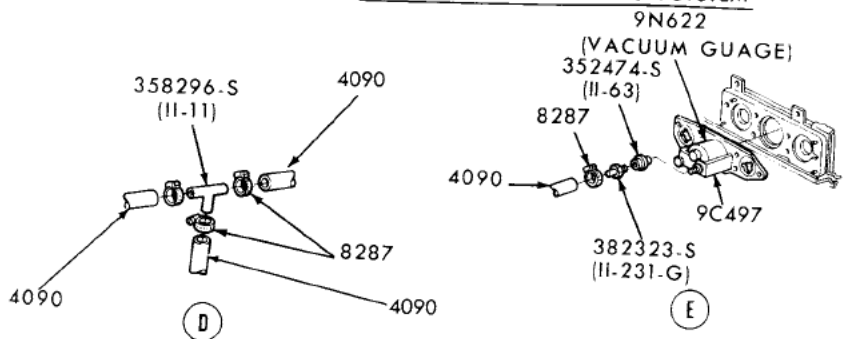
Click Here To Order

BUY IT NOW!

100% GUARANTEED SATISFACTION



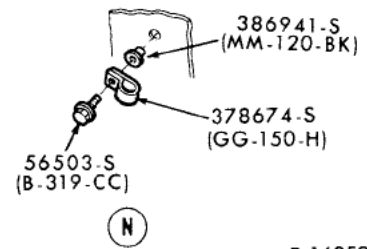
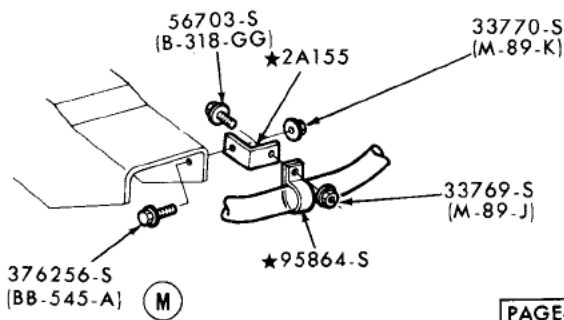
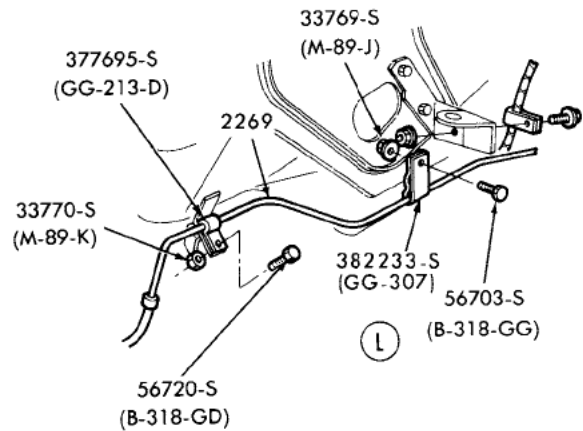
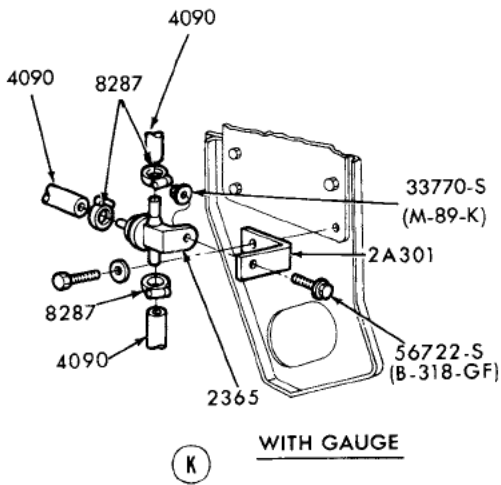
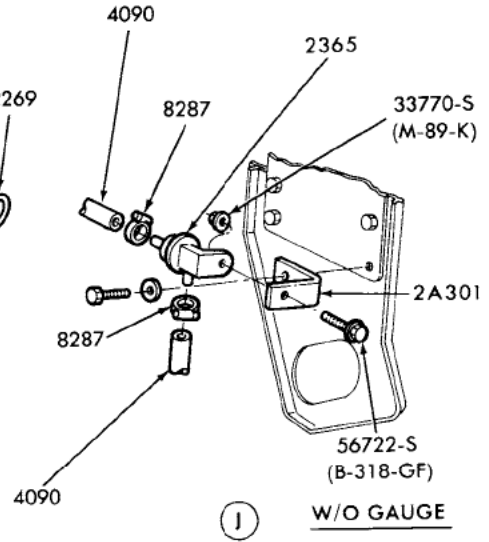
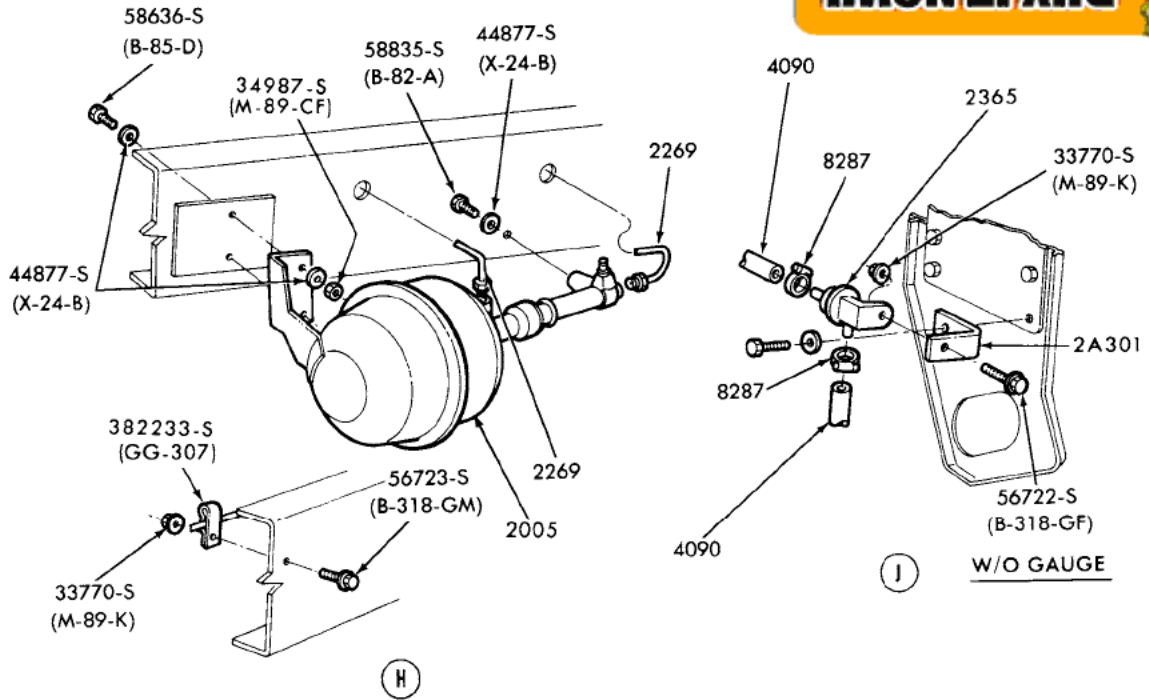
MAIN VIEW
SINGLE HYDRAULIC VACUUM SYSTEM



PAGE-B CONTINUED ON PAGE-C

P-16058

HYDRAULIC BRAKE SYSTEM-SINGLE w/VACUUM BOOSTER-PAGE B-cont'd. on PAGE C
1980/83 F-FT600/800



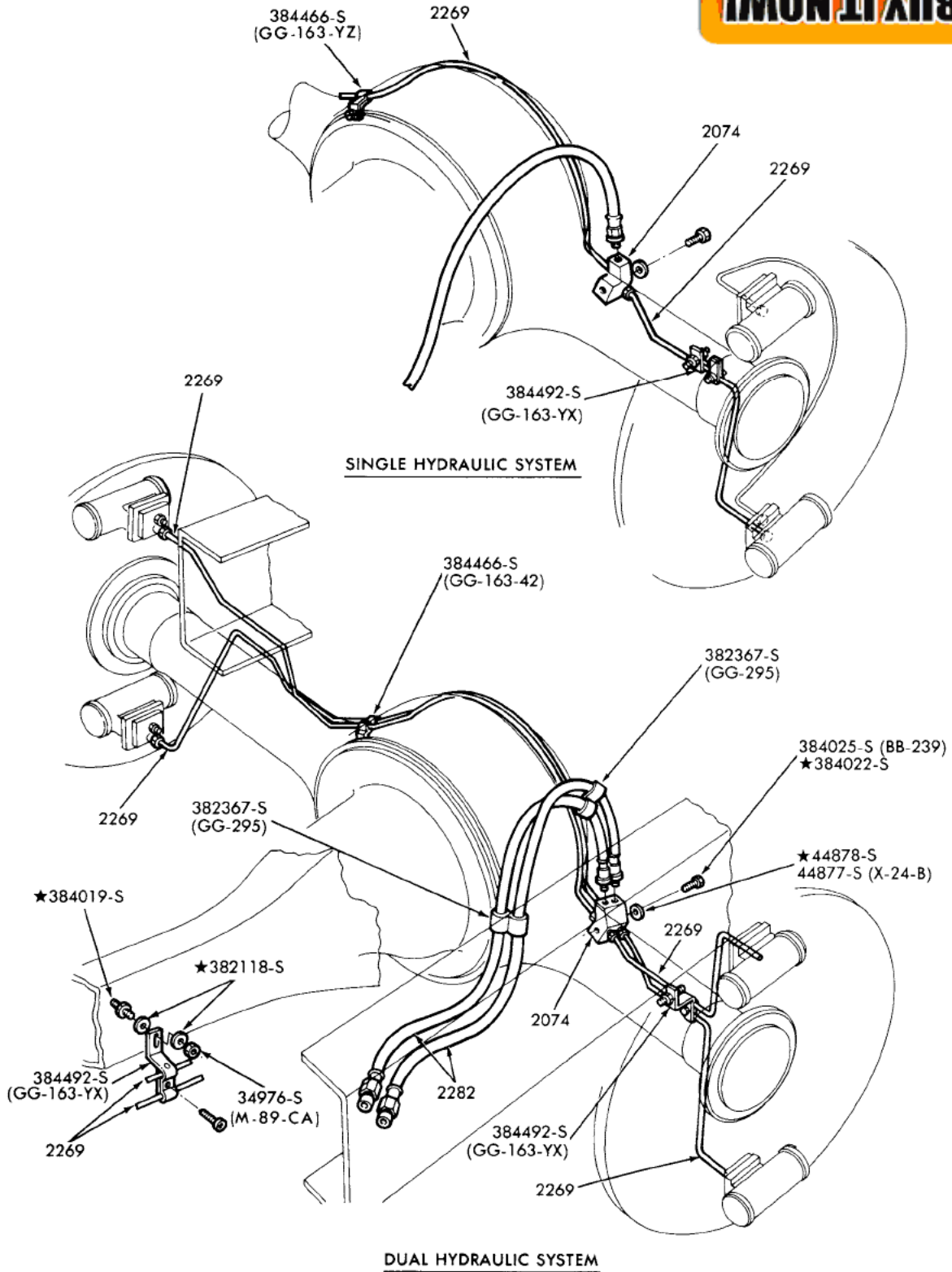
PAGE-C

P-16059

1980/
TRUCK SERIES 600/900



Click Here To Order
BUY IT NOW!
100% GUARANTEED



P-16061

HYDRAULIC BRAKE SYSTEM-REAR AXLE TUBING
1980/83 B-F-FT600/800--w/13M, 15M and 17.5M ROCKWELL AXLES

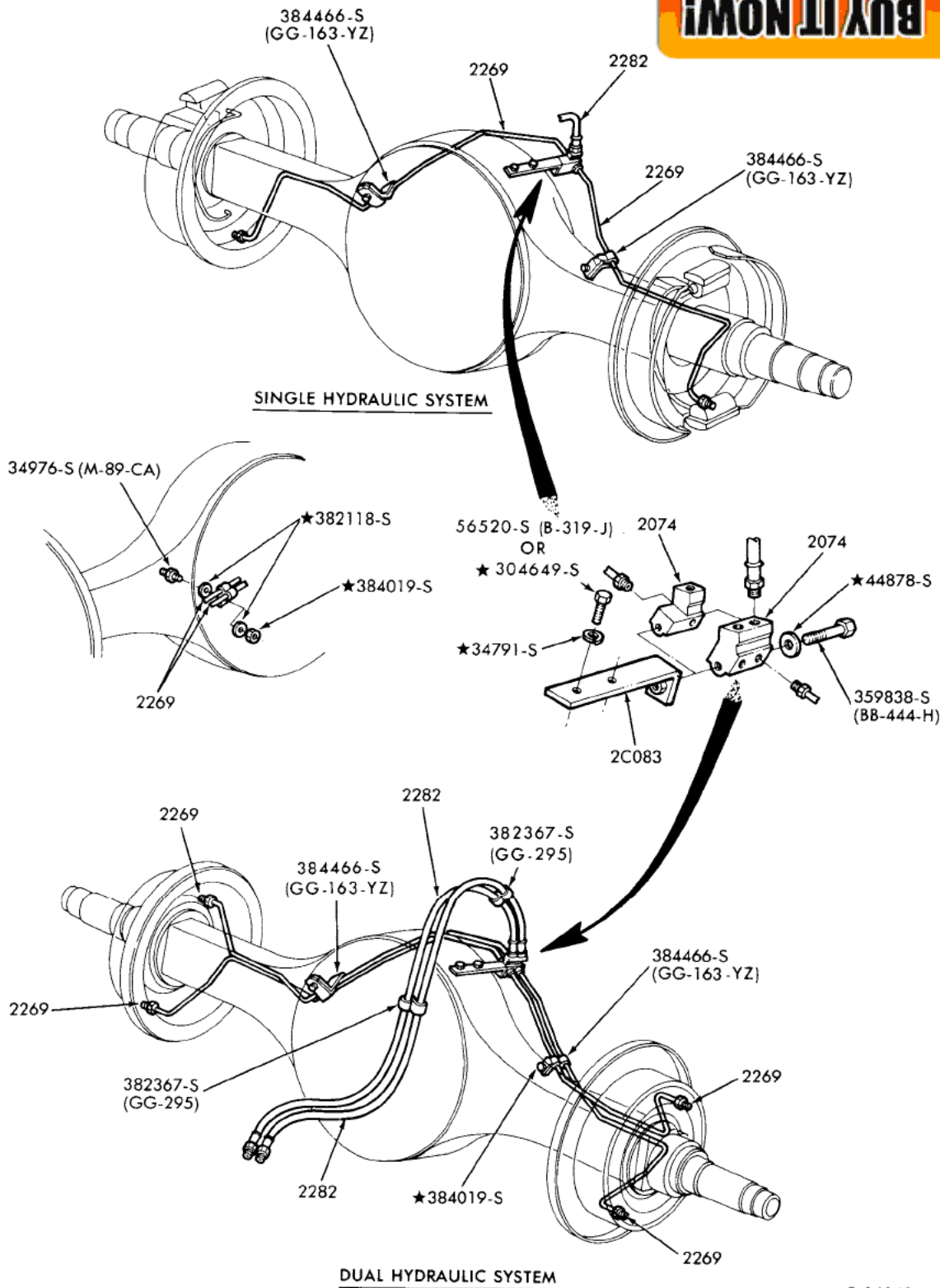
1980 / TRUCK SERIES 600/900

VISA MASTERCARD DISCOVER AMERICAN EXPRESS PAYPAL

Click Here To Order

BUY IT NOW!

100% SATISFACTION GUARANTEED



P-16060

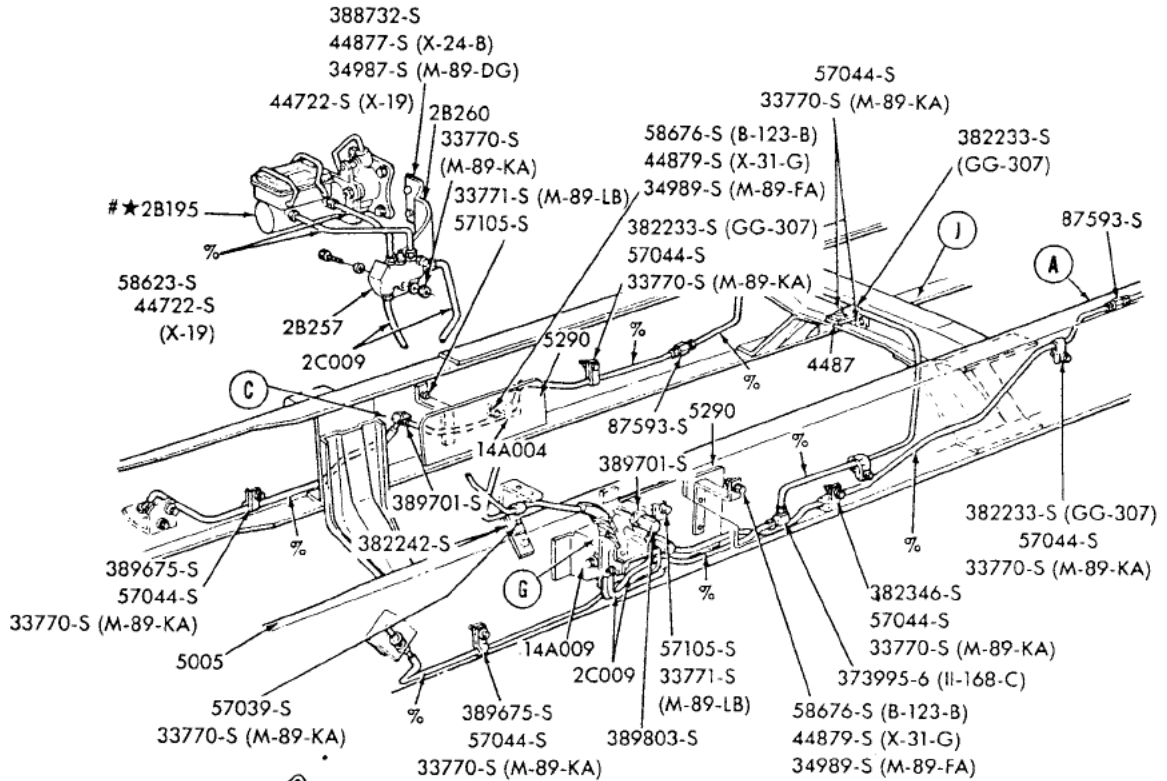
HYDRAULIC BRAKE SYSTEM-REAR AXLE TUBING
 1980/83 B-F-FT600/900--w/17.5M, 18.5M and 22M EATON or DANA AXLES

1980 /
TRUCK SERIES 600/900

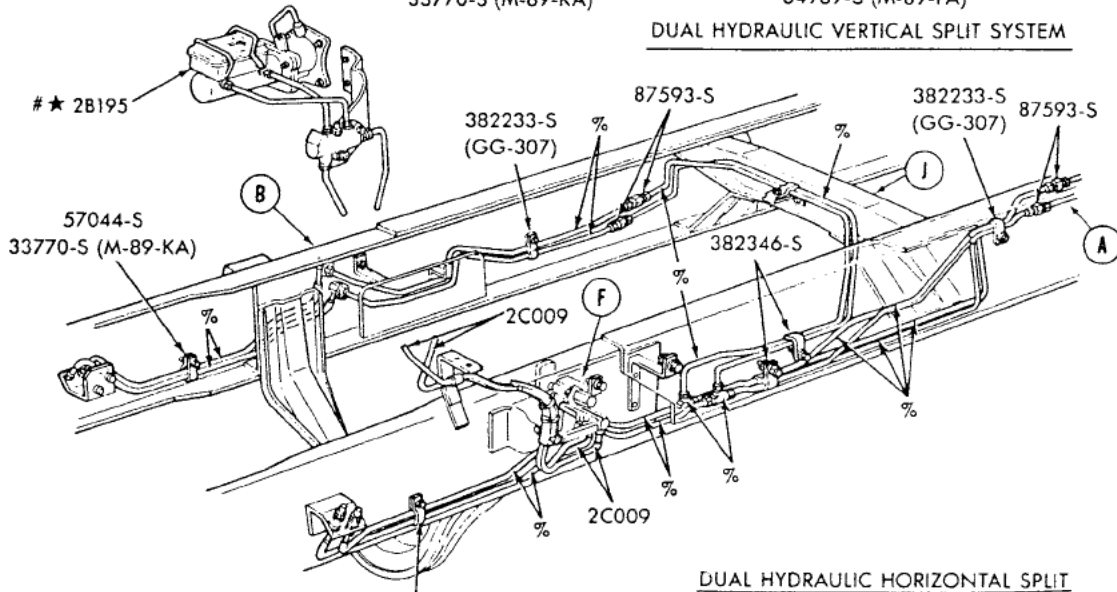
Click Here To Order

BUY IT NOW!

100% GUARANTEED



DUAL HYDRAULIC VERTICAL SPLIT SYSTEM



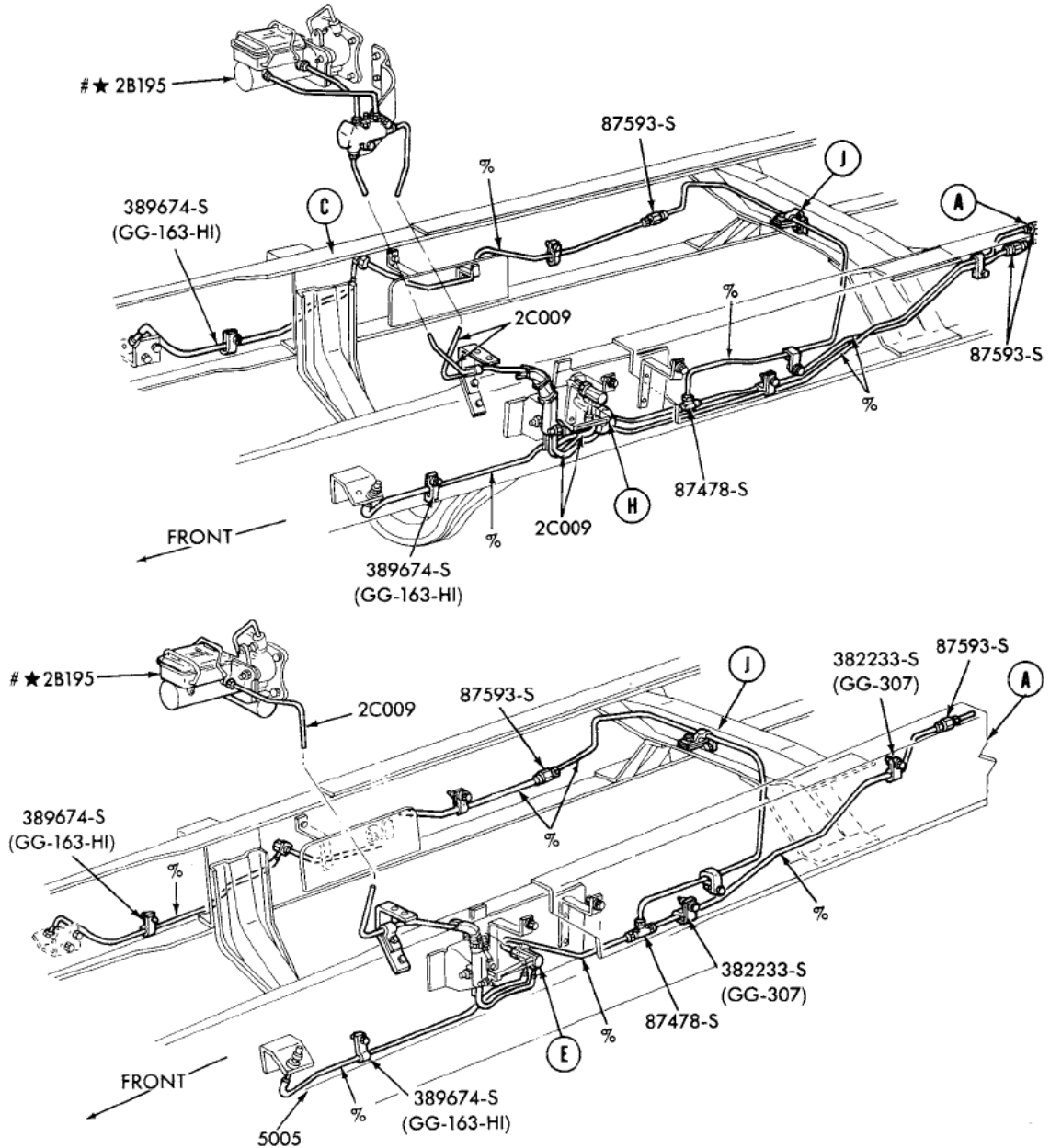
DUAL HYDRAULIC HORIZONTAL SPLIT
W/15" x 3" FRONT BRAKES

% IMPROVISE FROM BULK TUBING (2269)
REFER TO SECTION 23.1 FOR BOOSTER DETAILS

PAGE-A CONT'D ON PAGE B AND C

P-18368

HYDRAULIC BRAKE SYSTEM-SINGLE and SPLIT-PAGE-A (cont'd. on Page-B and C)
1983 B-F-FT600/800

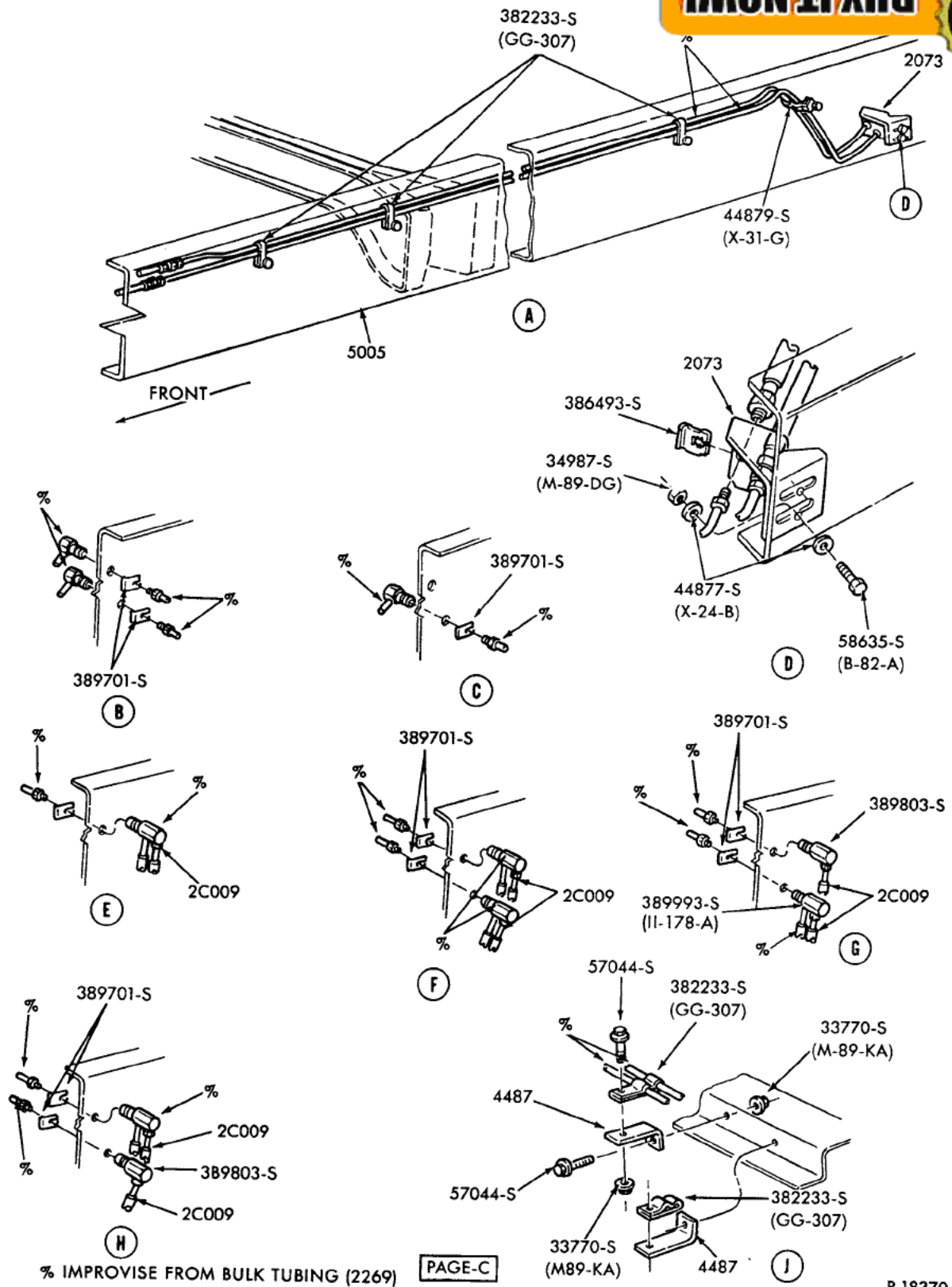


REFER TO SECTION 23.1 FOR BOOSTER DETAILS
% IMPROVISE FROM BULK TUBING (2269)

1980/
TRUCK SERIES 600/900



Click Here To Order
BUY IT NOW!
100% GUARANTEED

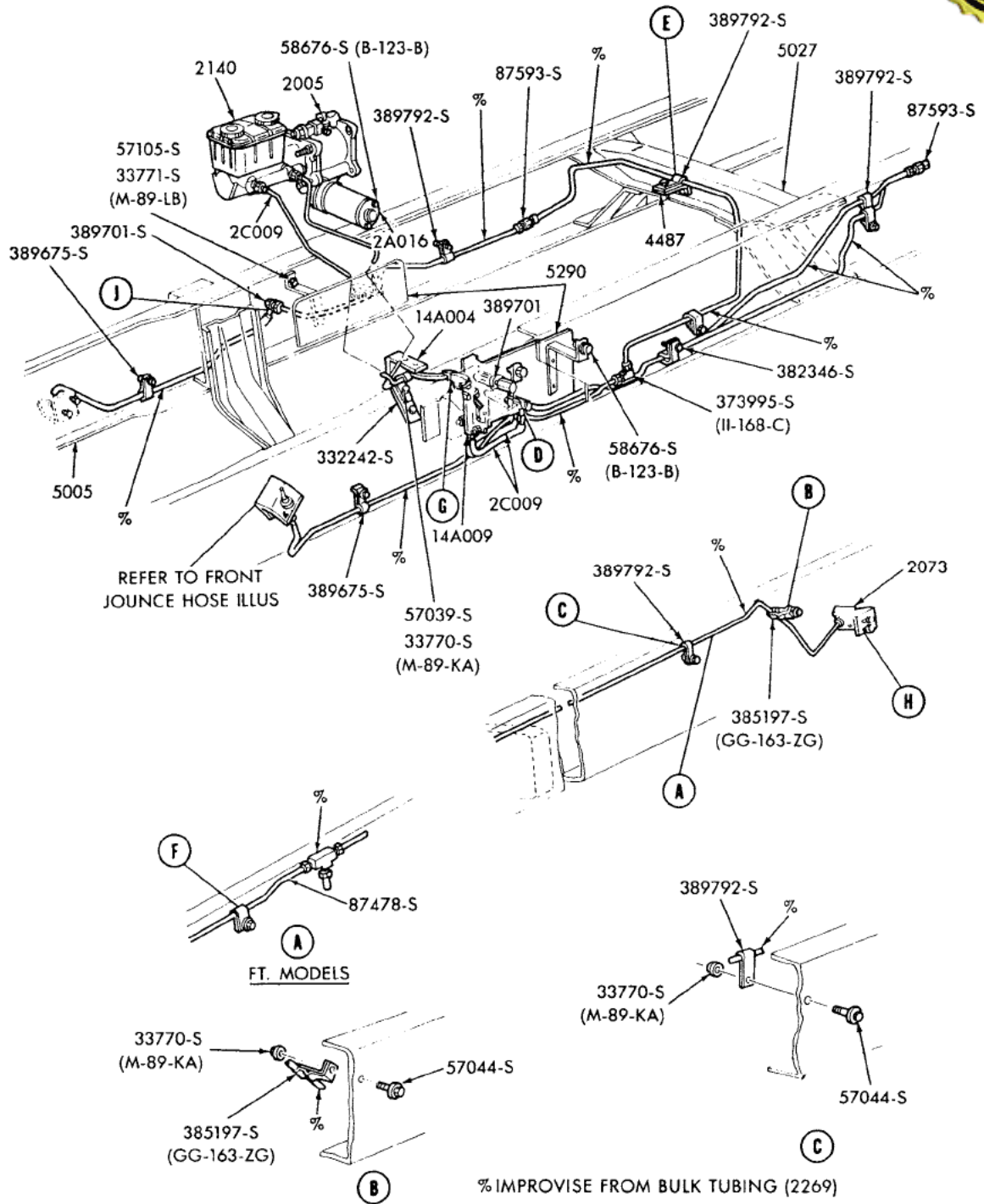


% IMPROVISE FROM BULK TUBING (2269)

PAGE-C

P-18370

HYDRAULIC BRAKE SYSTEM—SINGLE and SPLIT—PAGE—C
1983 B-F-FT600/800



PAGE-A CONT'D ON PAGE-B

P-18364

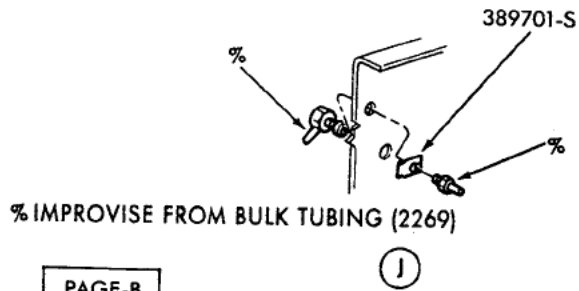
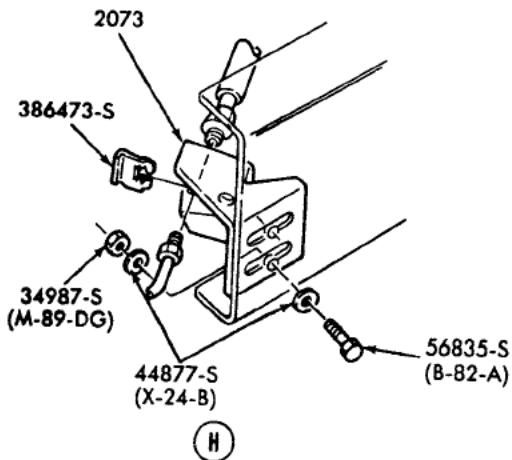
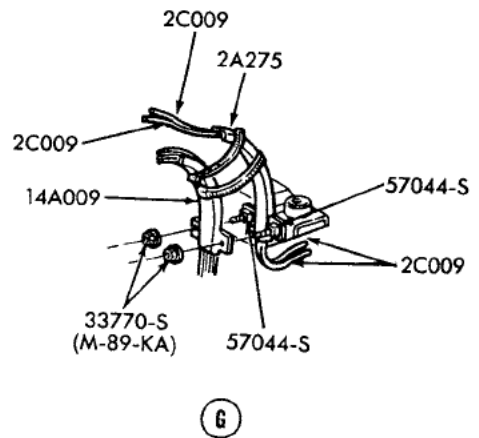
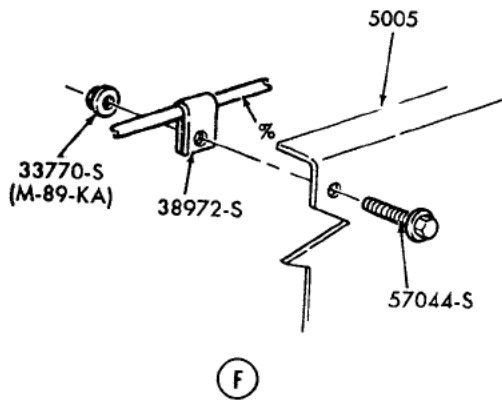
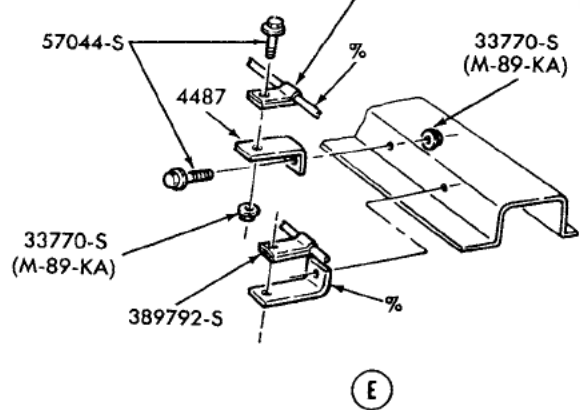
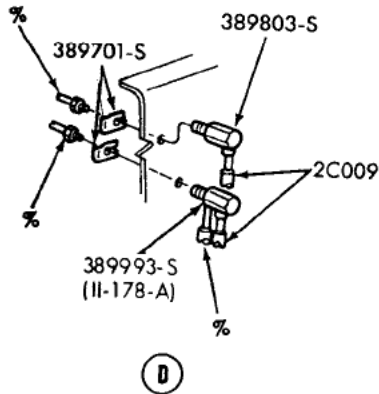
1980/
TRUCK SERIES 600/900

VISA MASTERCARD DISCOVER AMERICAN EXPRESS PAYPAL

Click Here To Order

BUY IT NOW!

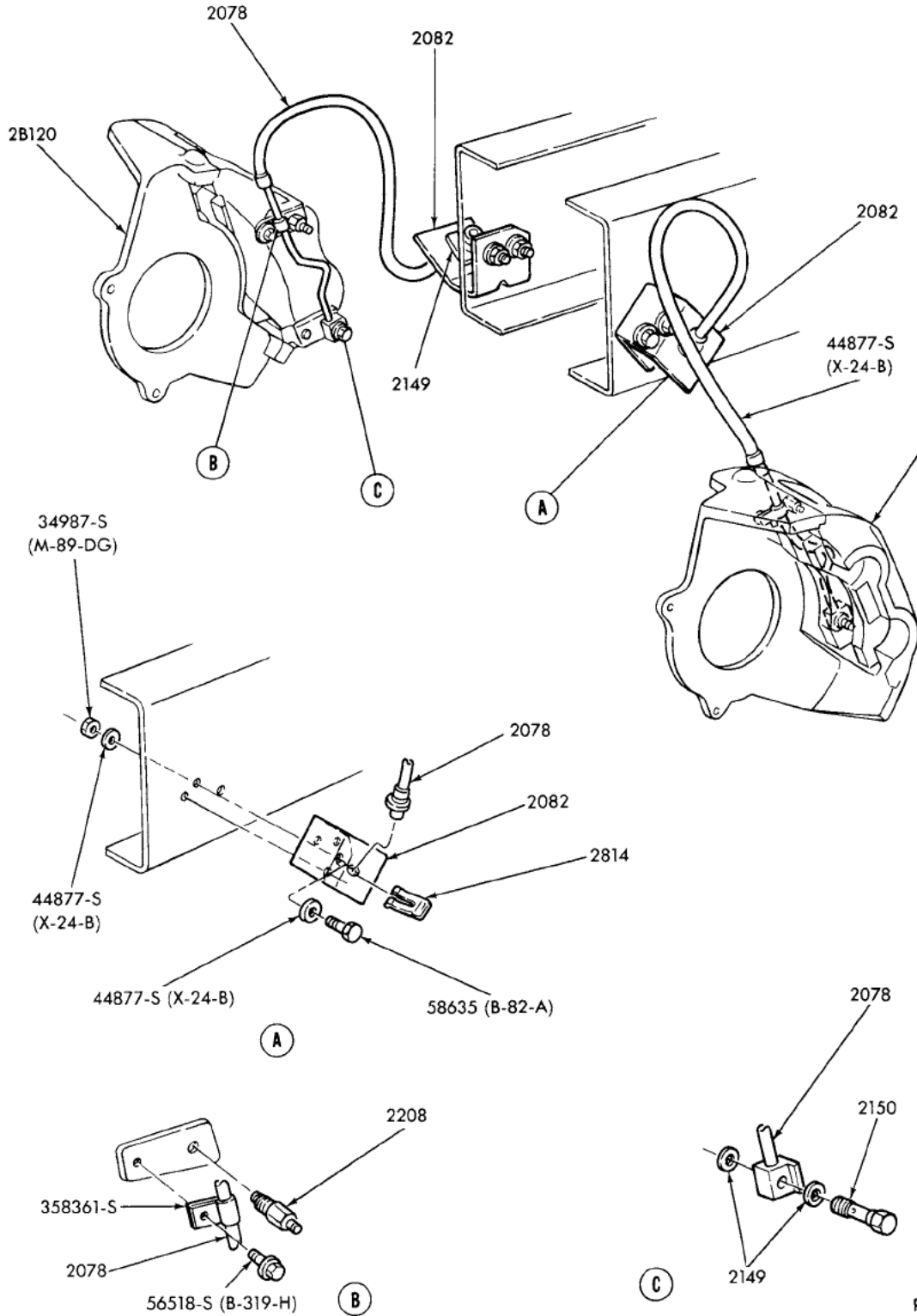
100% SATISFACTION GUARANTEED



PAGE-B

P-18365

HYDRAULIC BRAKE SYSTEM—VERTICAL SPLIT—PAGE—B
1984/ B-F-FT600/900



P-18371

HYDRAULIC BRAKE FRONT JOUNCE HOSES
1984/ B-F-FT600/900

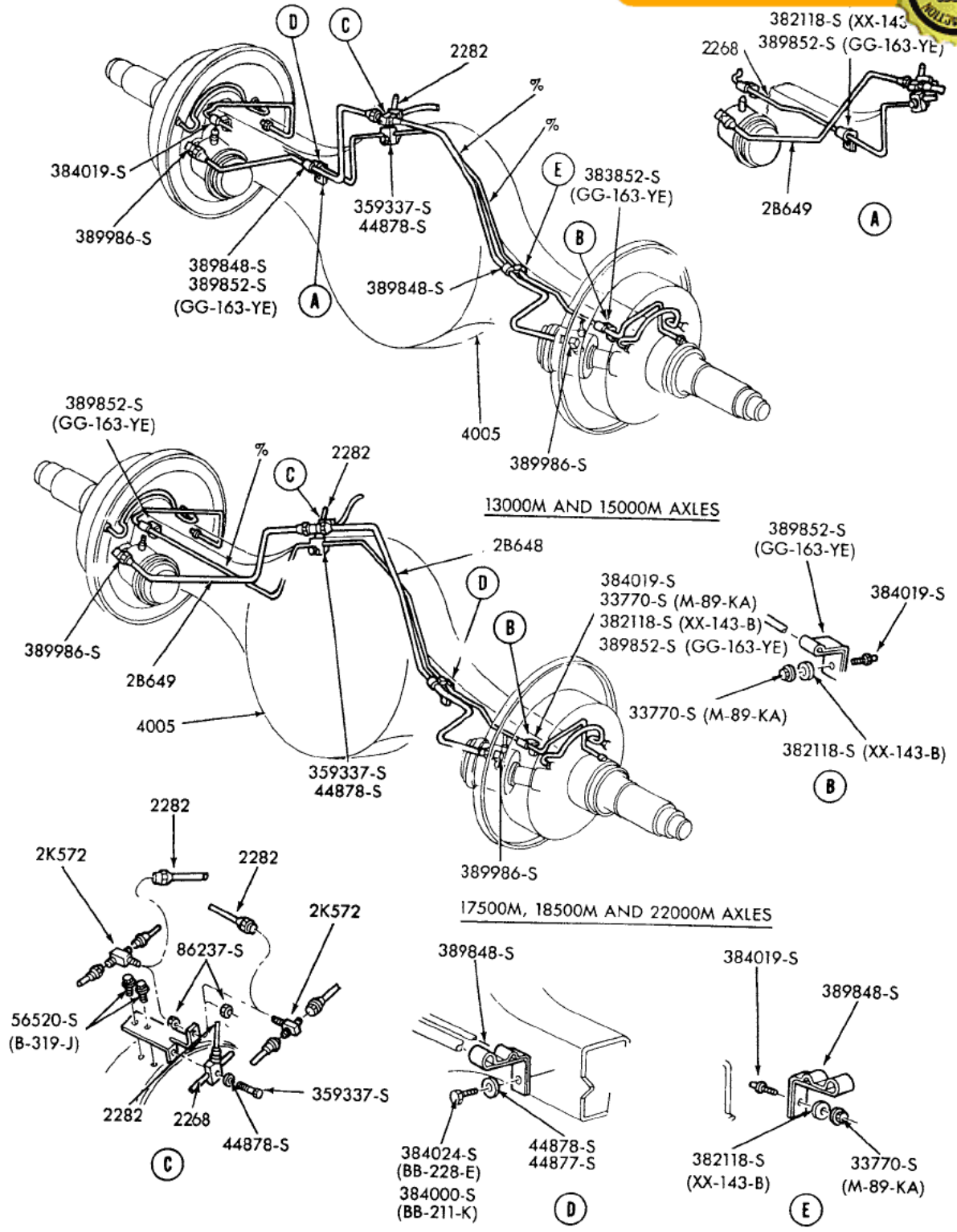
1980/
TRUCK SERIES 600/900

VISA MASTERCARD DISCOVER AMERICAN EXPRESS PAYPAL

Click Here To Order

BUY IT NOW!

100% SATISFACTION GUARANTEED



% IMPROVISE FROM BULK TUBING (2269)

P-18367

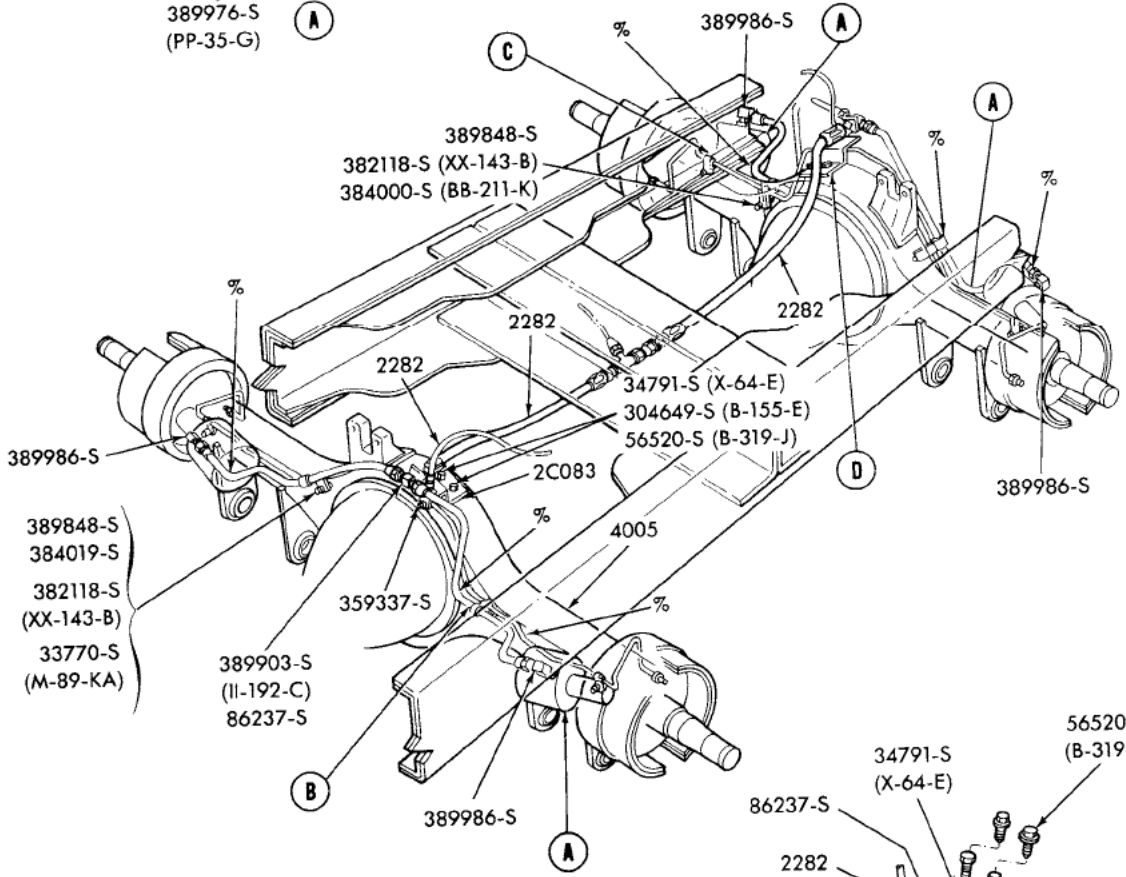
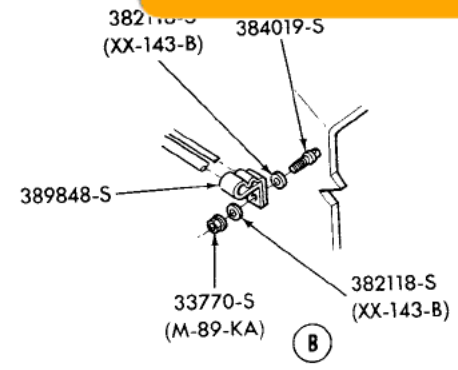
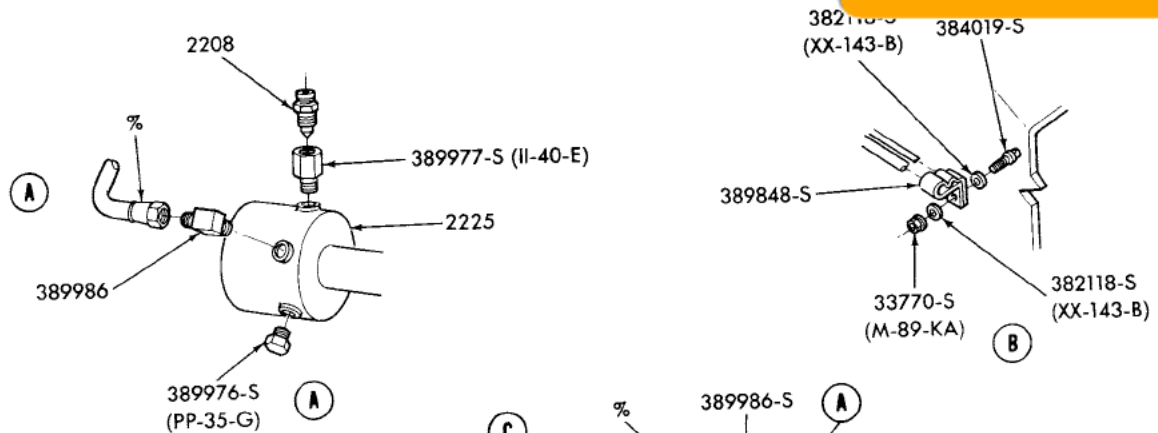
HYDRAULIC BRAKE SYSTEM—REAR AXLE TUBING
1984/ B-F600/800



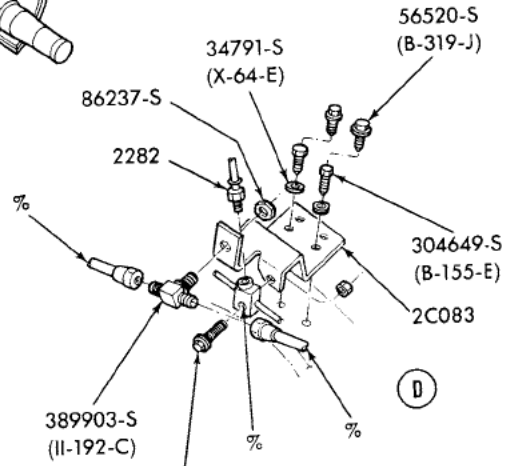
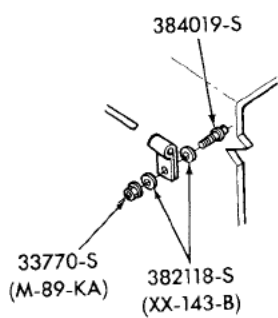
Click Here To Order

BUY IT NOW!

100% SATISFACTION GUARANTEED



- 389848-S
- 384019-S
- 382118-S (XX-143-B)
- 33770-S (M-89-KA)



% IMPROVISE FROM BULK TUBING (2269)

P-18366

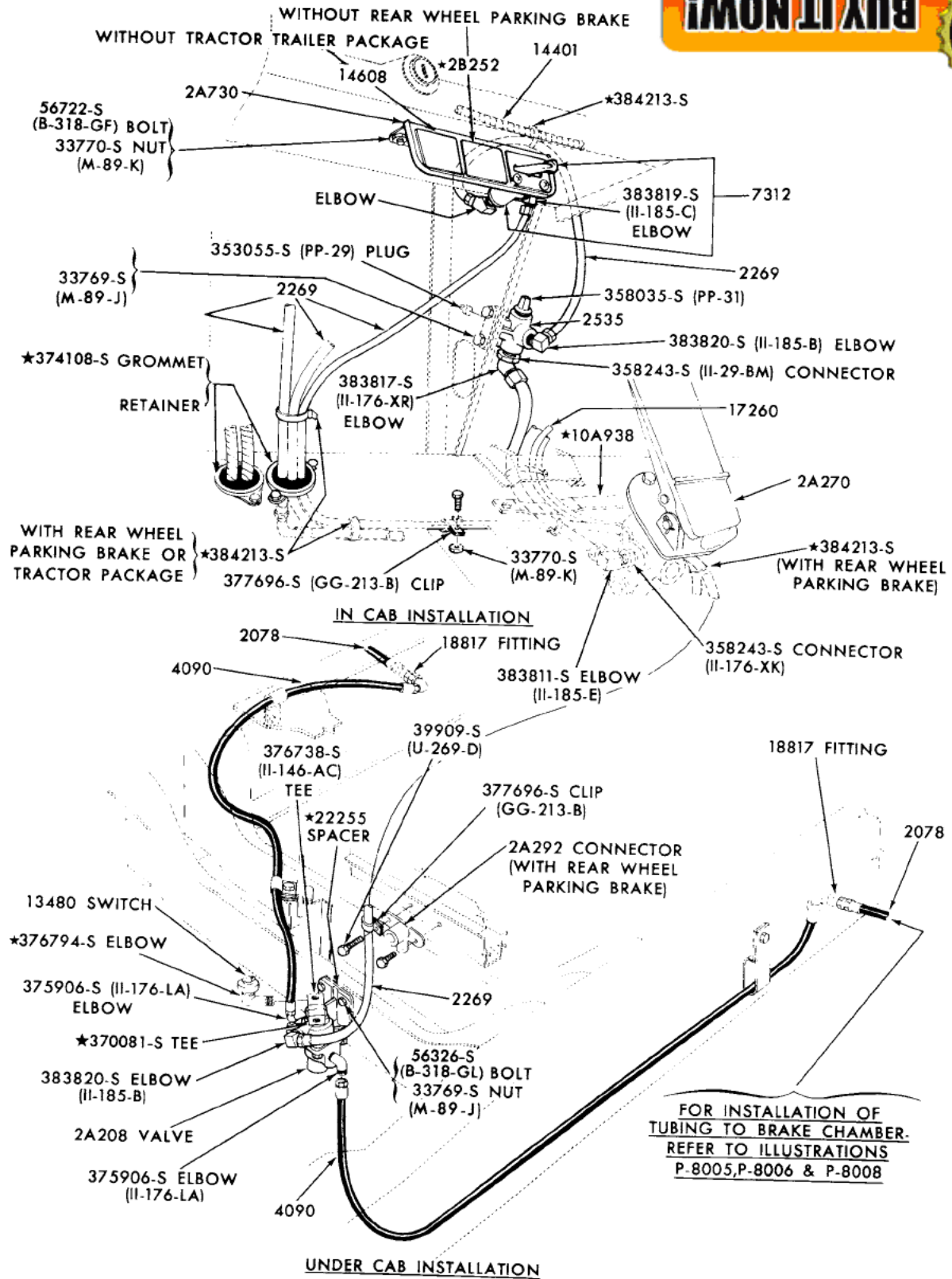
HYDRAULIC BRAKE SYSTEM-REAR AXLE TUBING
1984/ FT800/ 900

1980/
TRUCK SERIES 600/900

Click Here To Order

BUY IT NOW!

100% GUARANTEED



AIR BRAKE SYSTEM (AIR LIMITING CONTROL VALVE)
1980/ C-CT600/900

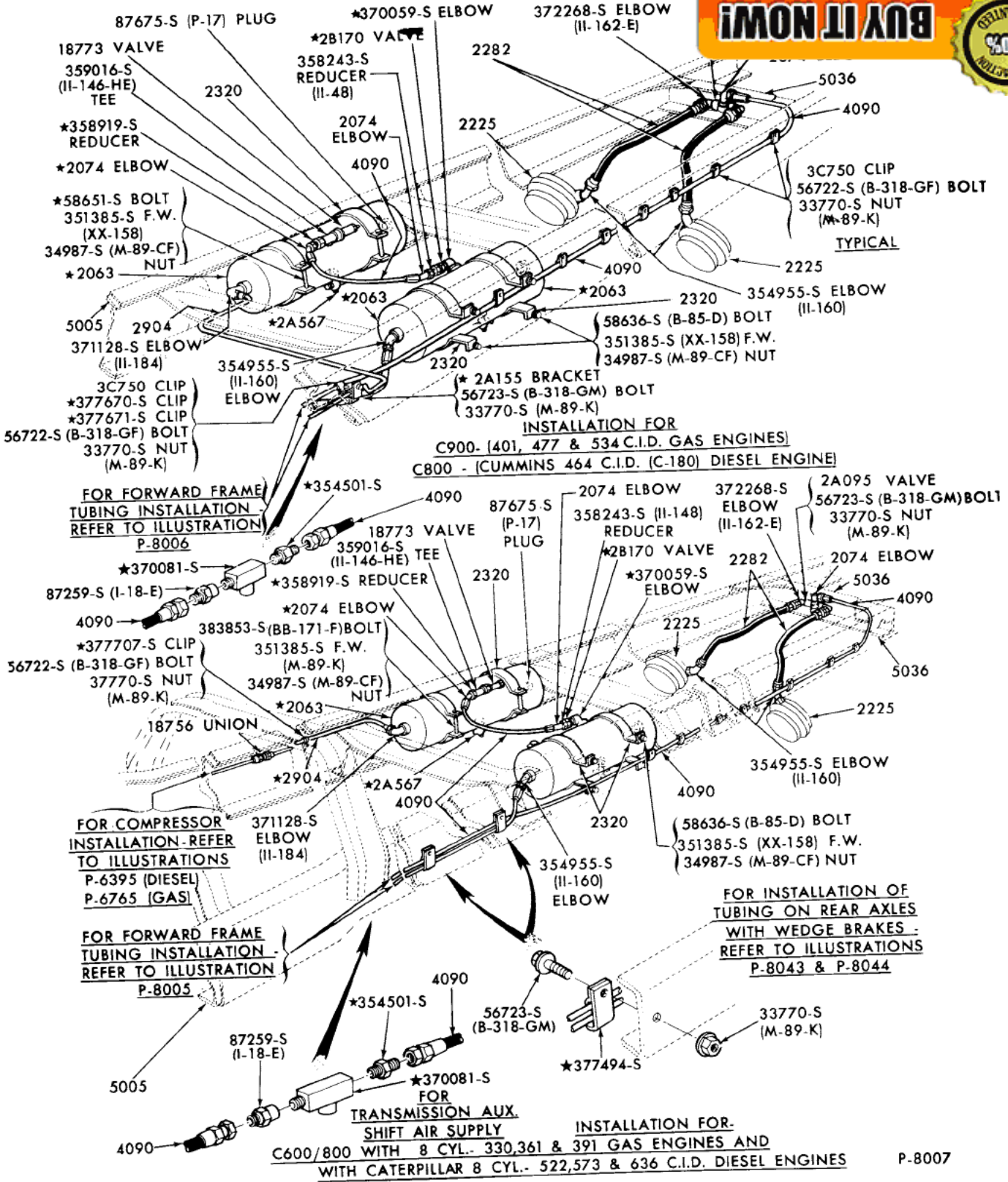
P-8001

1980/ TRUCK SERIES 600/900

Click Here To Order

BUY IT NOW!

100% SATISFACTION GUARANTEED



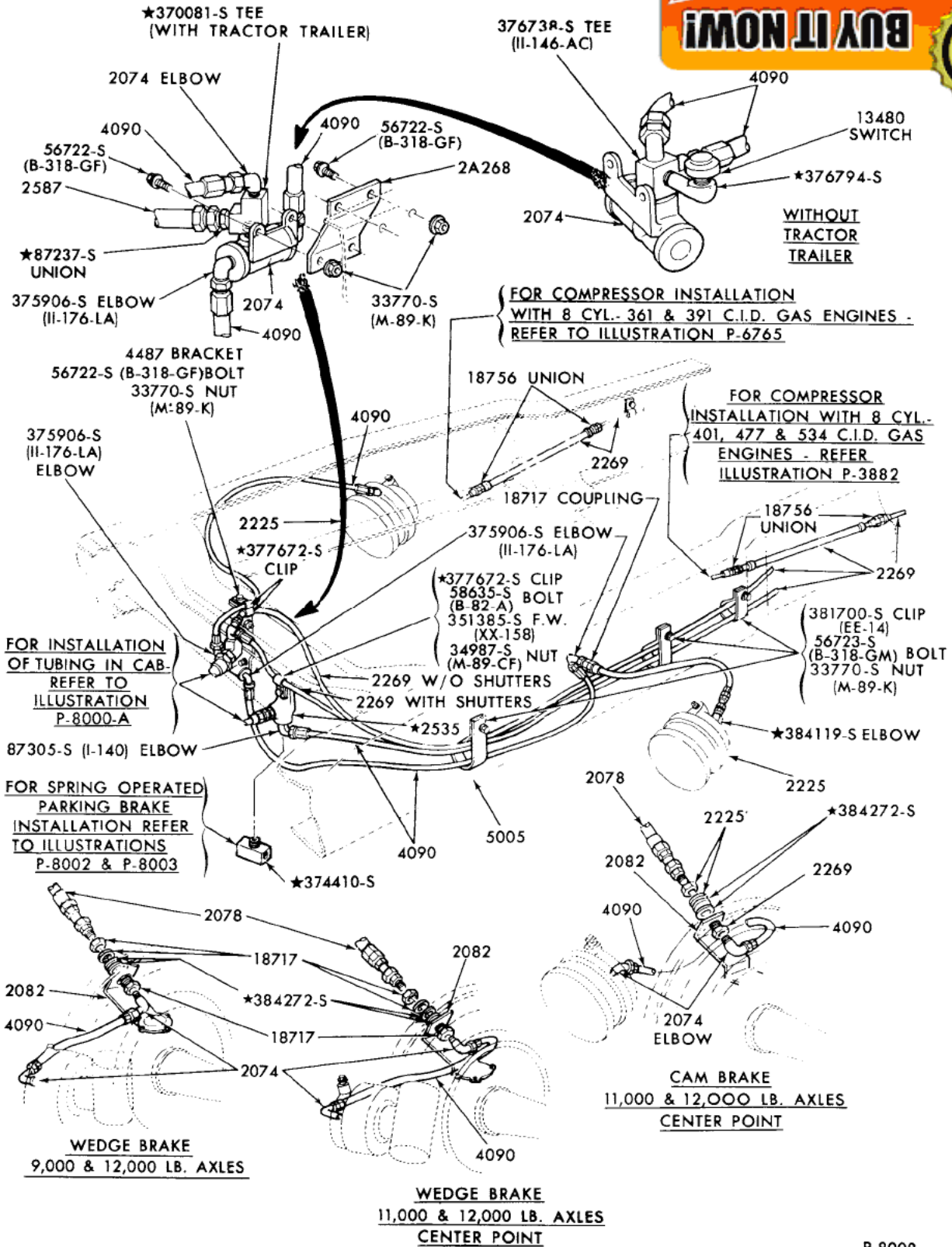
AIR BRAKE SYSTEM (REAR FRAME TUBING INSTALLATION)
 1980/ C600/900--135", 153" and 175" W/B

**1980 /
TRUCK SERIES 600/900**

Click Here To Order

BUY IT NOW!

100% GUARANTEED



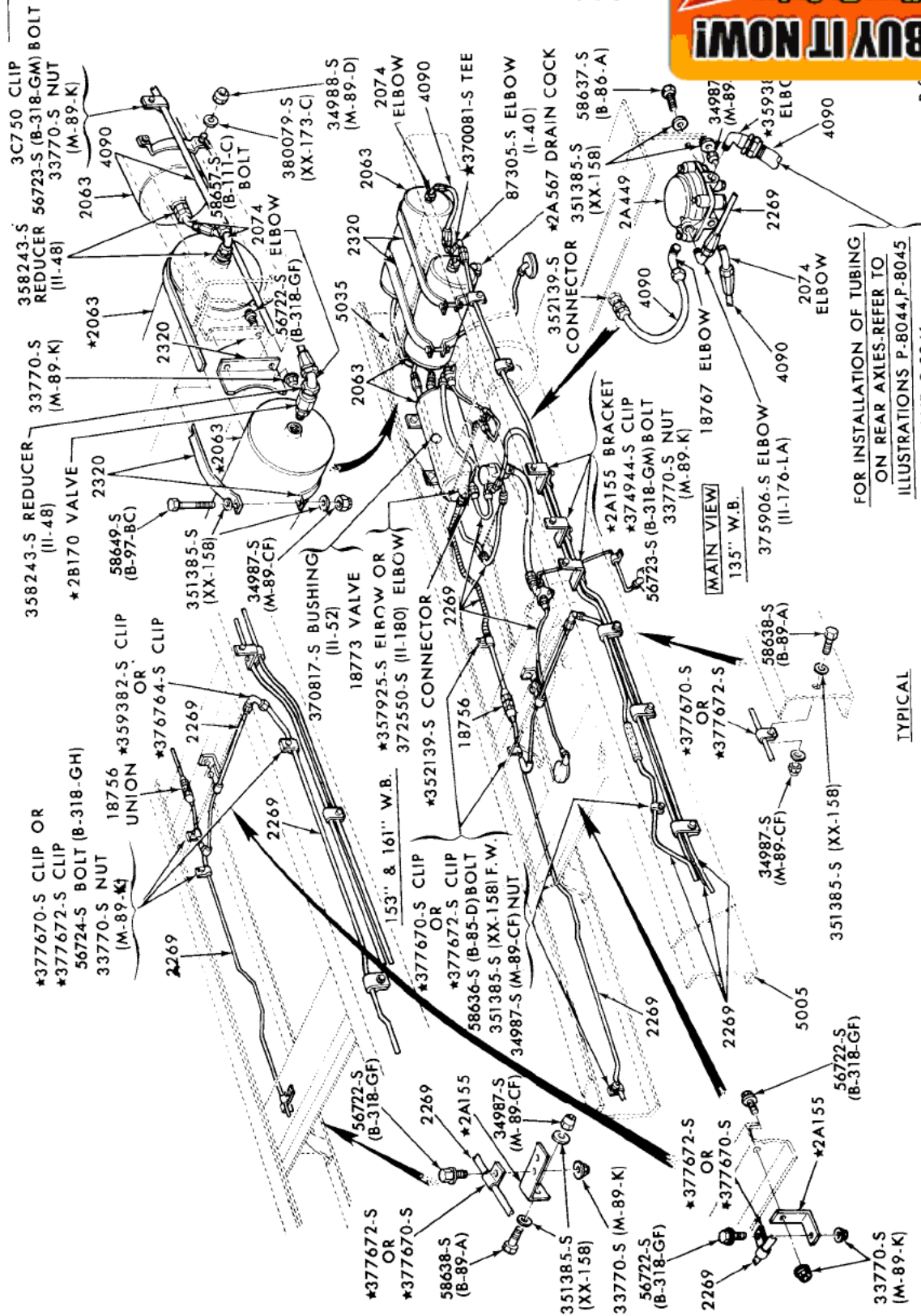
P-8008

**AIR BRAKE SYSTEM (FORWARD TUBING INSTALLATION)
1980/ CT800/900--135", 153" and 161" W/B**

1980 / TRUCK SERIES 600/900

Click Here To Order

BUY IT NOW!



FOR INSTALLATION OF TUBING
 ON REAR AXLES-REFER TO
 ILLUSTRATIONS P-8044,P-8045
 AND P-8046

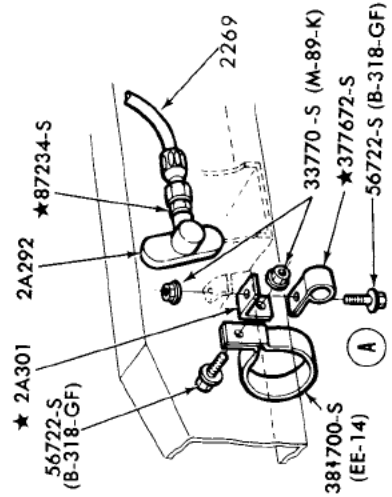
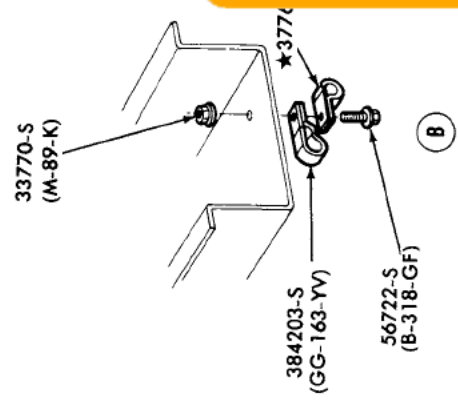
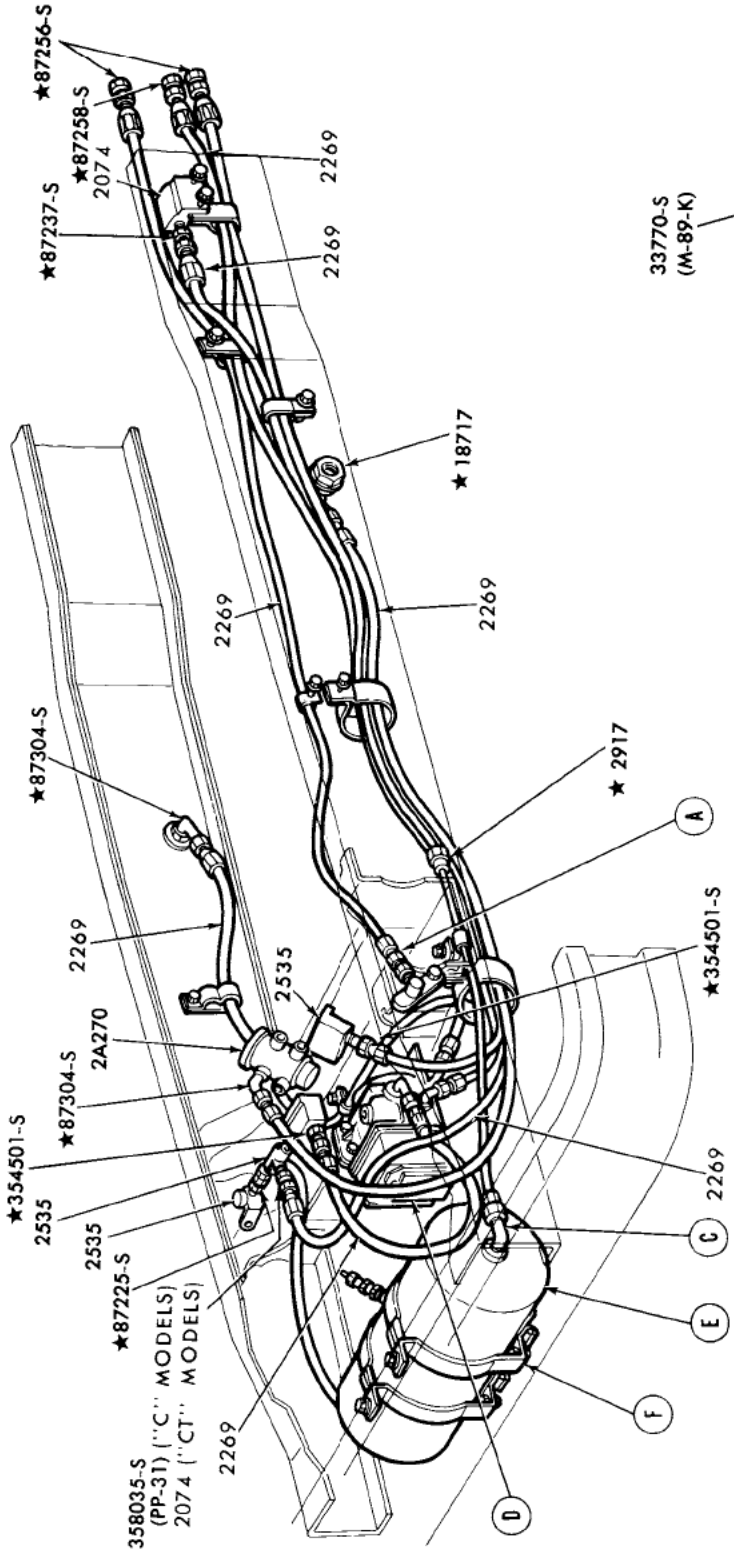
TYPICAL

AIR BRAKE SYSTEM (REAR FRAME TUBING INSTALLATION)
 1980/ CT800/900-- 135", 153" and 161" W/B

1980/
TRUCK SERIES 600/900

BUY IT NOW!

 Click Here To Order



NOTE: CODES (A) THRU (F)
 ARE ILLUSTRATED IN DETAIL ON PAGE A AND B
 PAGE-A CONTINUED ON PAGE-B

AIR BRAKE SYSTEM (BRAKE SKID CONTROL)-FRONT SECTION (PAGE A)
 1980/ C-CT600/900

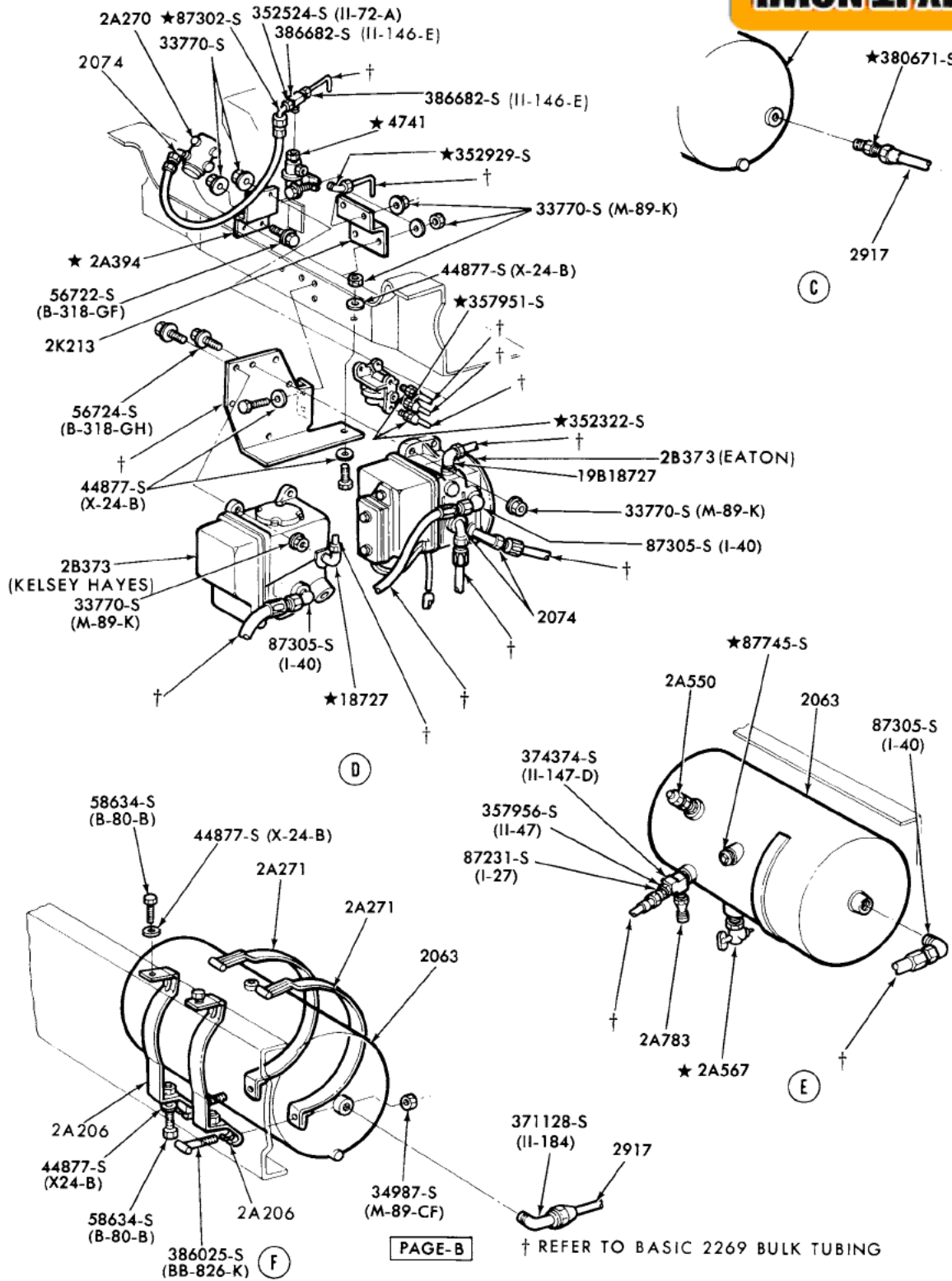
1980 / TRUCK SERIES 600/900

VISA MASTERCARD DISCOVER AMERICAN EXPRESS PAYPAL

Click Here To Order

BUY IT NOW!

100% SATISFACTION GUARANTEED



PAGE-B

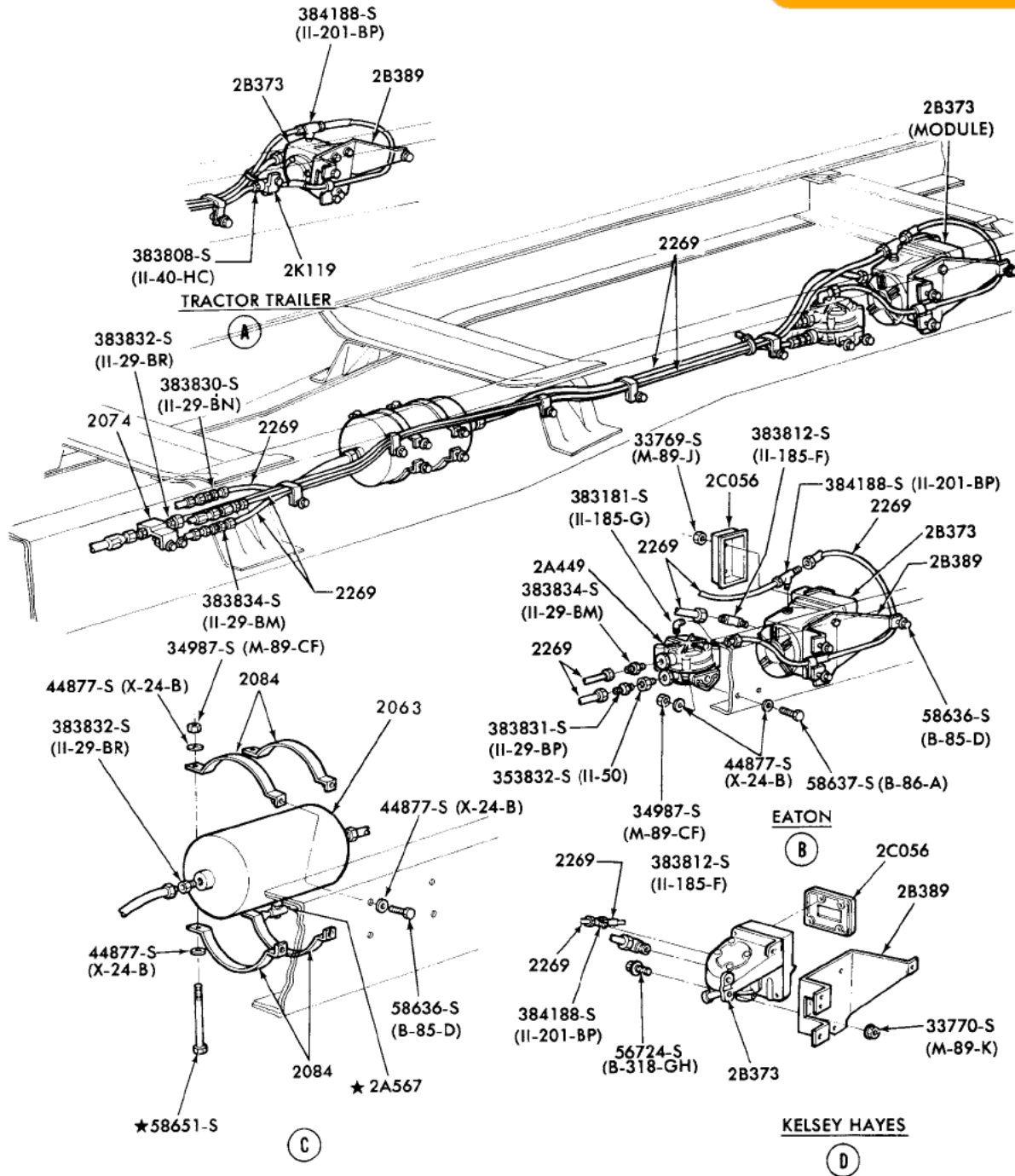
P-12419

AIR BRAKE SYSTEM (BRAKE SKID CONTROL)-FRONT SECTION (PAGE B)
1980/ C-CT600/900

Click Here To Order

BUY IT NOW!

100% GUARANTEED SATISFACTION



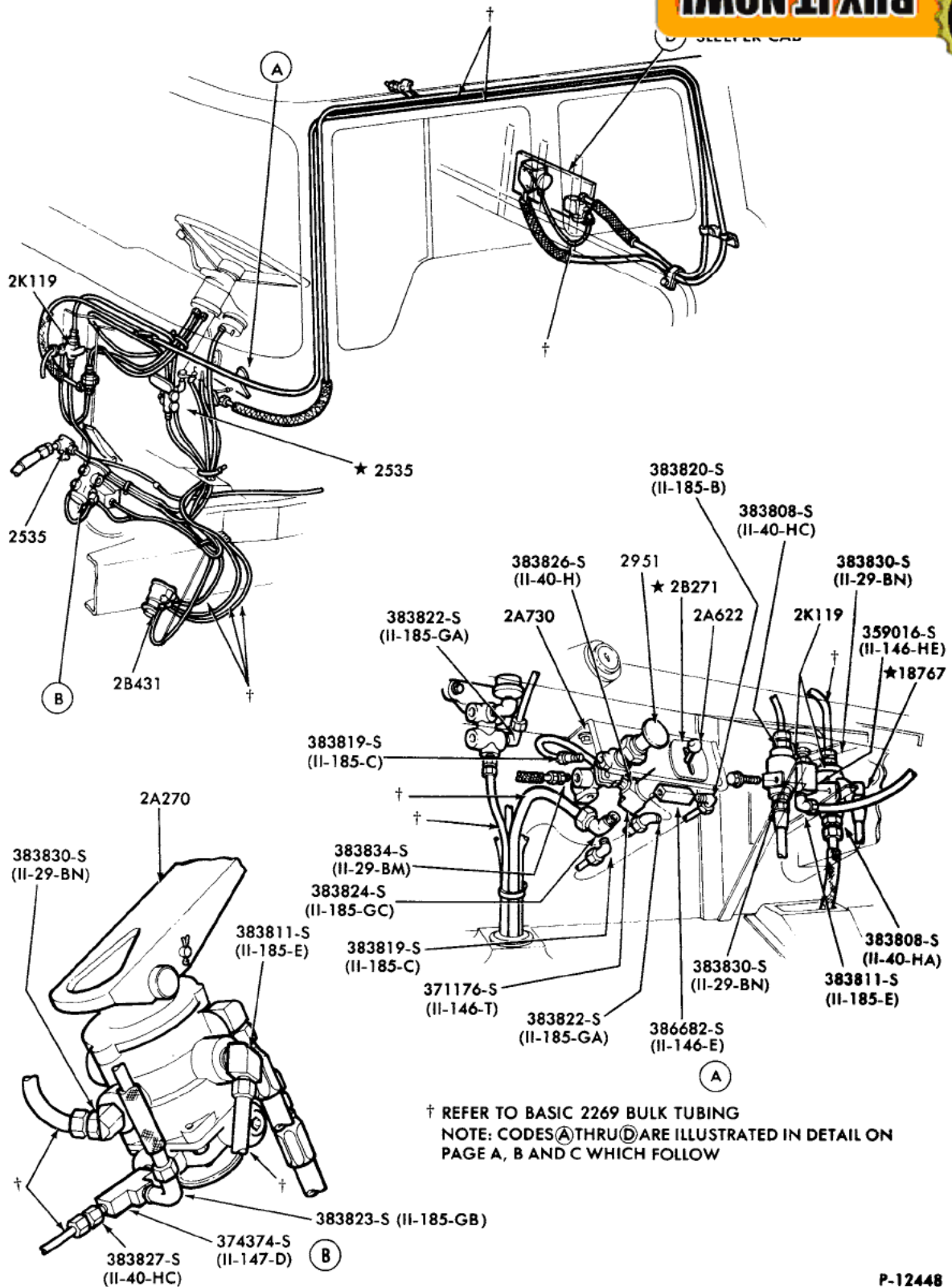
P-12550

AIR BRAKE SYSTEM (BRAKE SKID CONTROL)-REAR SECTION
1980/ C600/900

Click Here To Order

BUY IT NOW!

100% SATISFACTION GUARANTEED

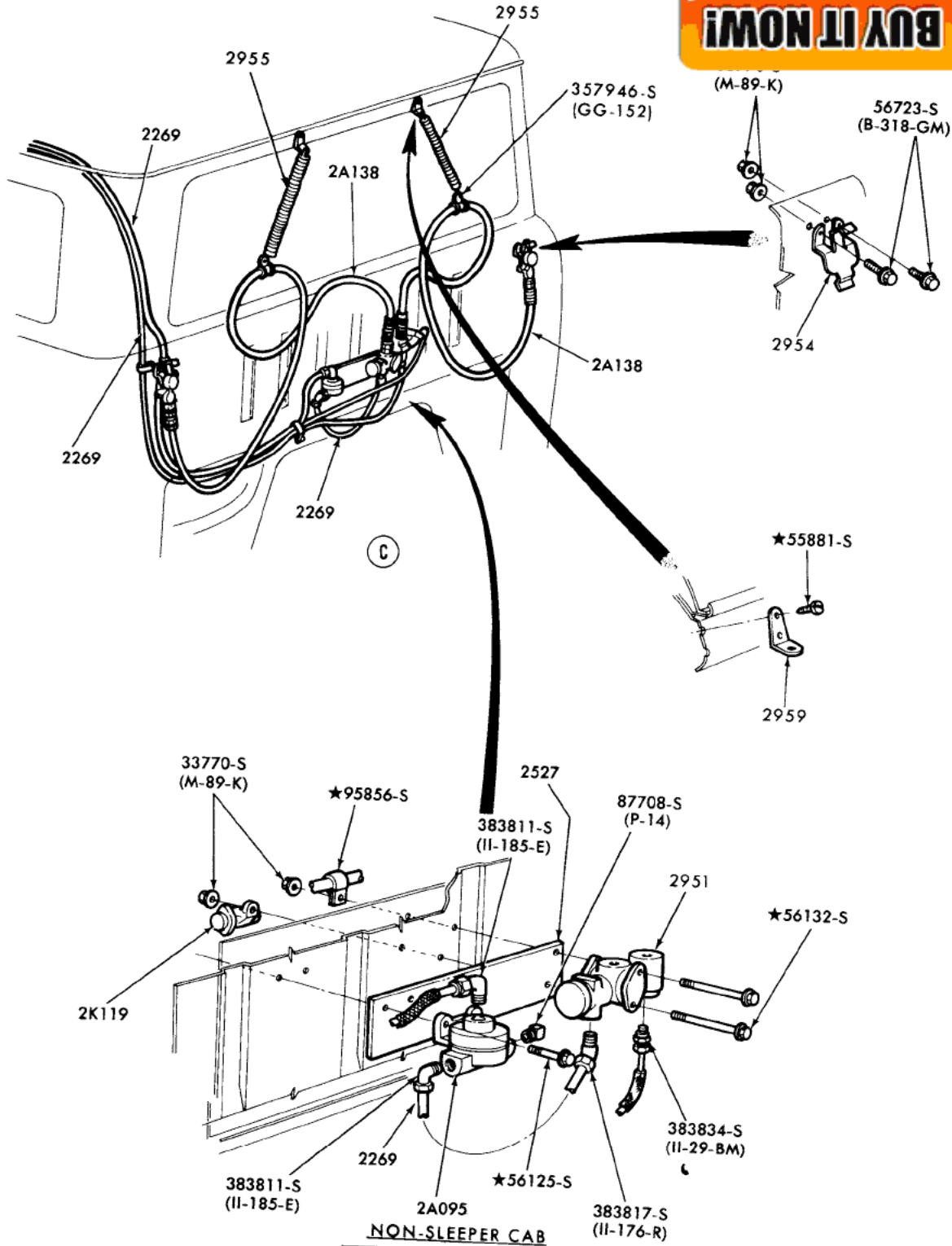


P-12448

1980/
TRUCK SERIES 600/900



Click Here To Order
BUY IT NOW!
100% GUARANTEED



PAGE B CONTINUED ON PAGE C

P-12449

AIR BRAKE SYSTEM (TRUCK and TRACTOR-TRAILER-BACK OF CAB SECTION)-
NON-SLEEPER CAB (PAGE B)
1980/ C-CT600/900

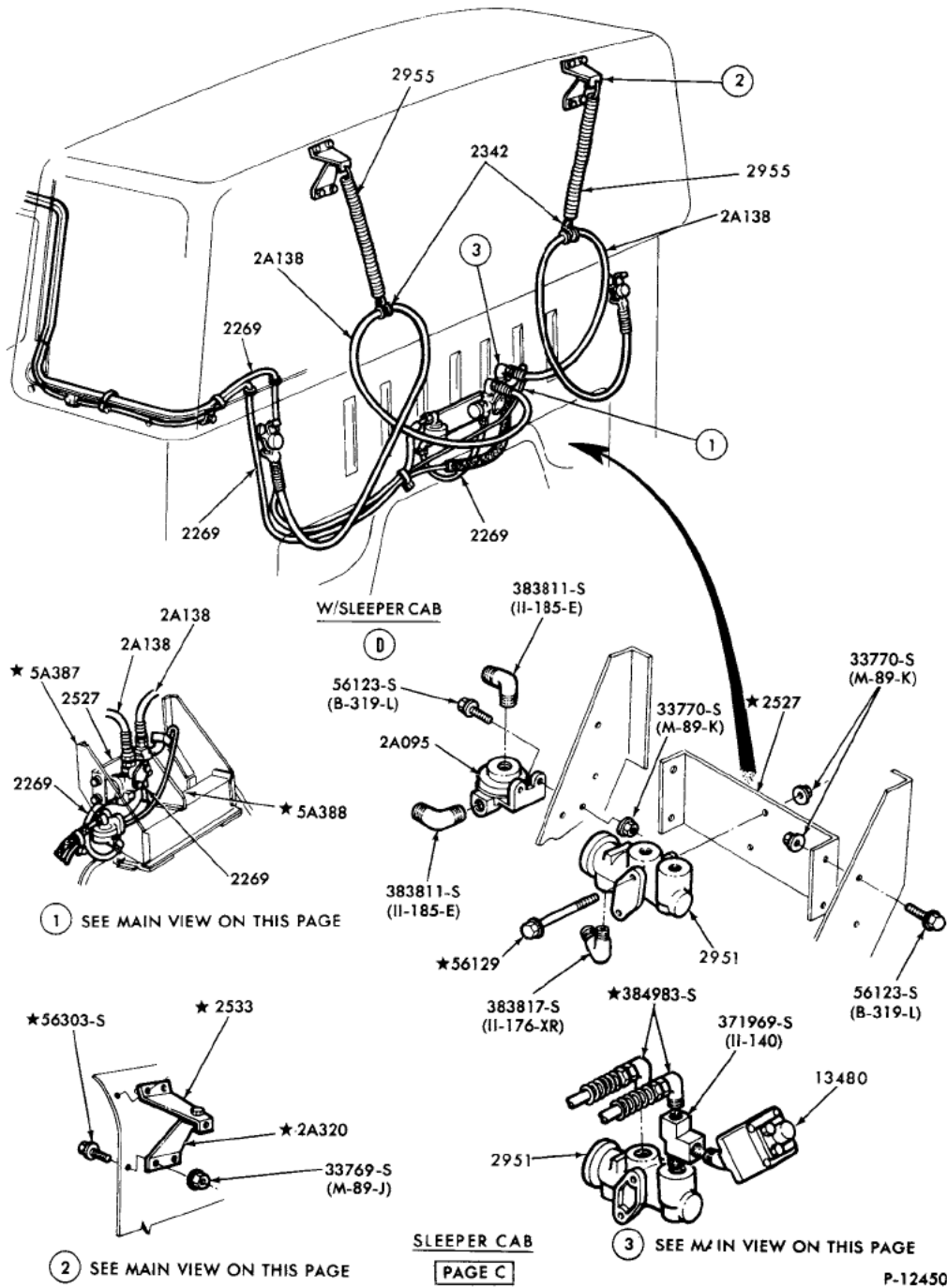
1980/
TRUCK SERIES 600/900

VISA MASTERCARD DISCOVER AMERICAN EXPRESS PAYPAL

Click Here To Order

BUY IT NOW!

100% GUARANTEED SATISFACTION



AIR BRAKE SYSTEM (TRUCK and TRACTOR-TRAILER-BACK OF CAB SECTION)-
SLEEPER CAB (PAGE C)
1980/ C-CT600/900

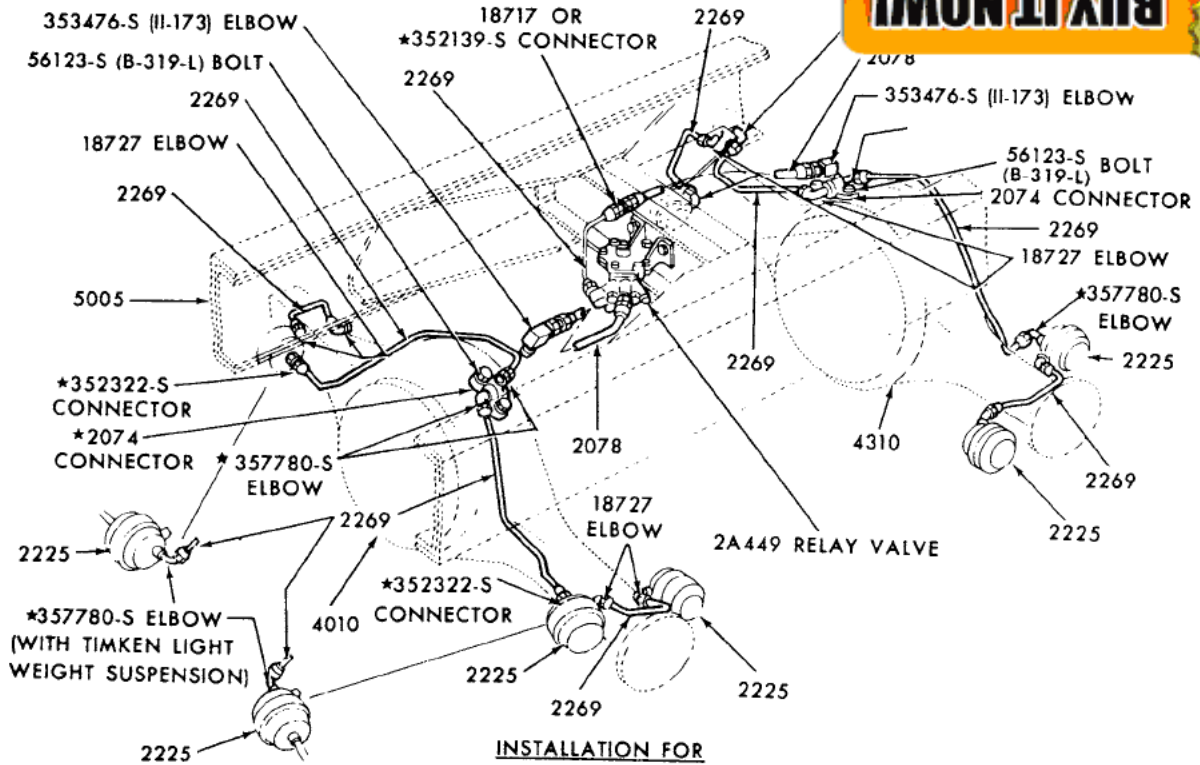
1980/
TRUCK SERIES 600/900

VISA
MasterCard
Discover
American Express
Registration

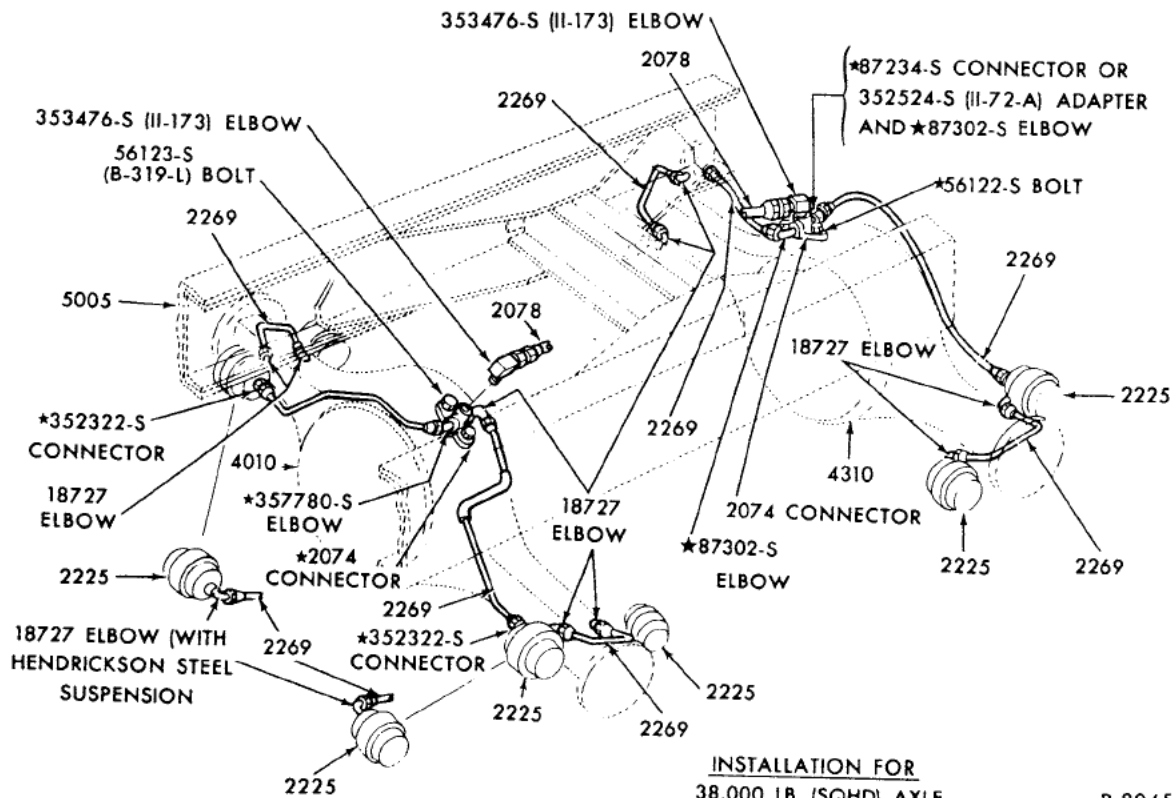
Click Here To Order

BUY IT NOW!

100% GUARANTEED



**INSTALLATION FOR
34,000 LB. (SLHD) AXLE**



**INSTALLATION FOR
38,000 LB. (SQHD) AXLE**

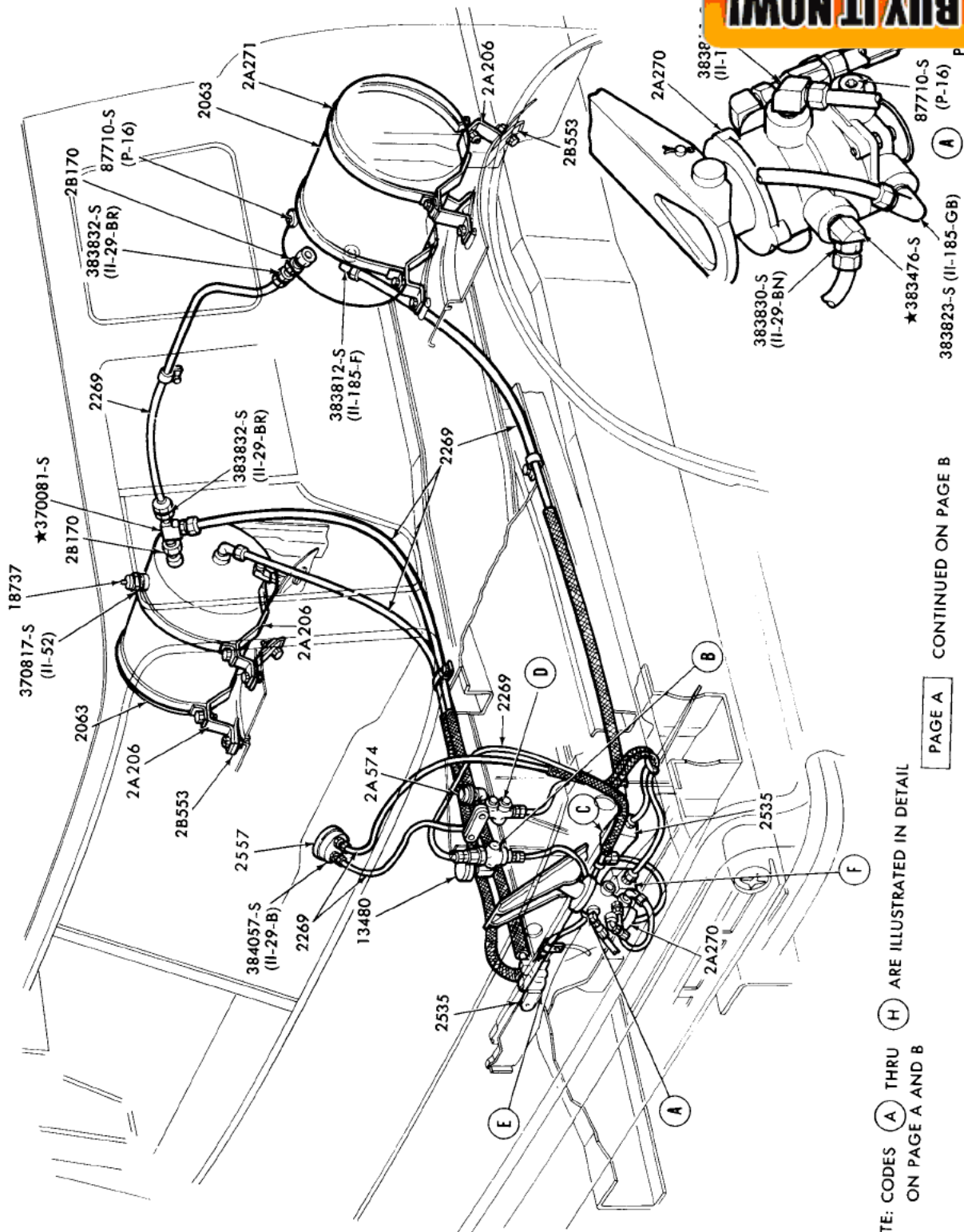
P.8045

AIR BRAKE SYSTEM (REAR AXLE TUBING)
1980/ CT800/900 - - ROCKWELL (TIMKEN) REAR AXLE and WEDGE BRAKES

1980 /
TRUCK SERIES 600/900



BUY IT NOW!
Click Here To Order



NOTE: CODES (A) THRU (H) ARE ILLUSTRATED IN DETAIL ON PAGE A AND B

PAGE A CONTINUED ON PAGE B

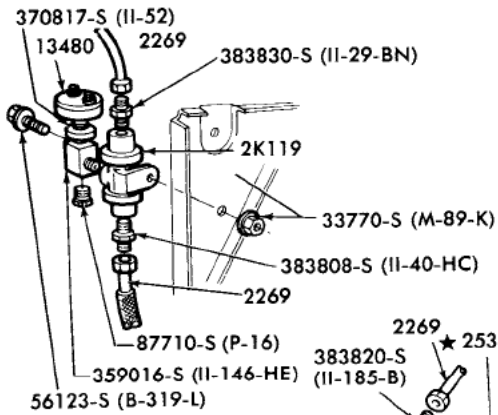
AIR BRAKE SYSTEM (BRAKE SKID CONTROL)-CAB SECTION (PAGE A)
1980/ C-CT600/900

1980/
TRUCK SERIES 600/900

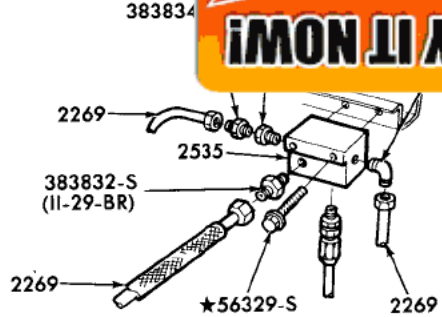


Click Here To Order

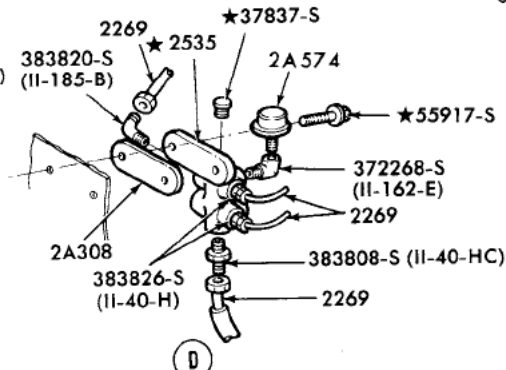
BUY IT NOW!



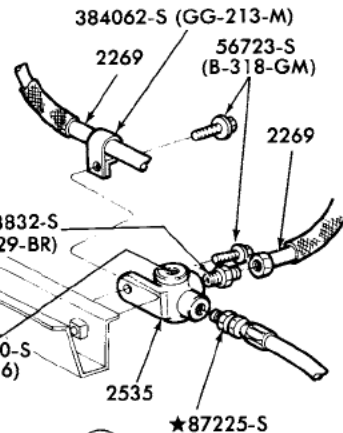
B



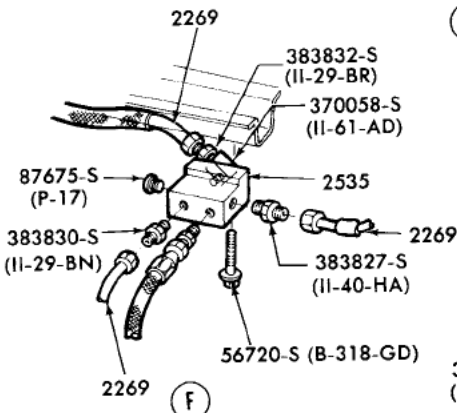
C



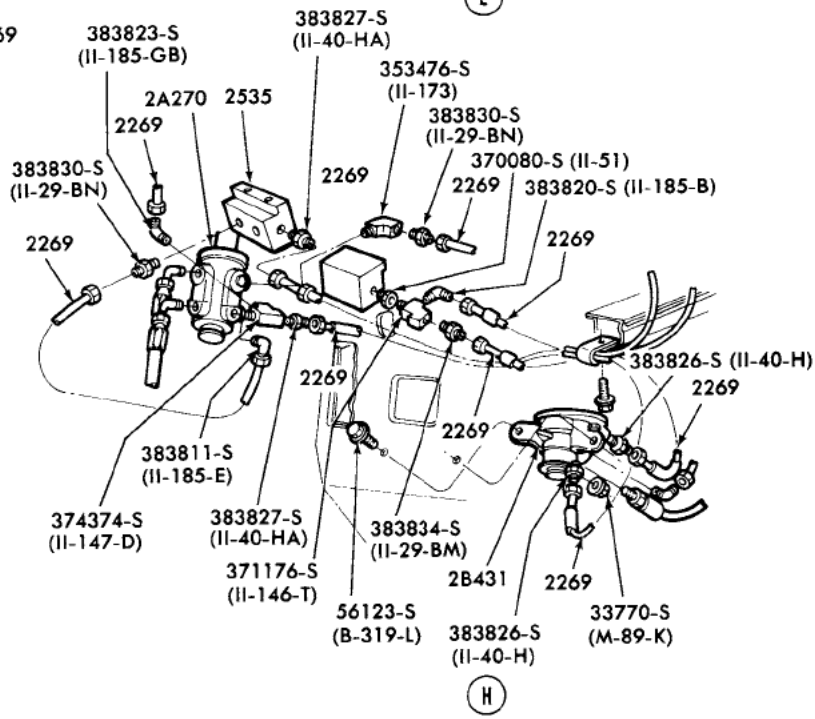
D



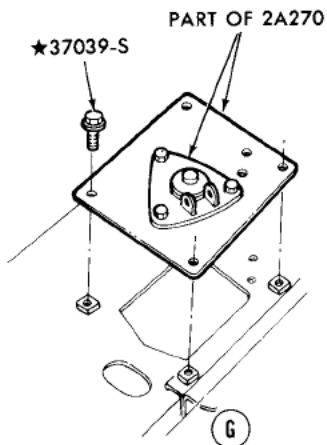
E



F



H



G

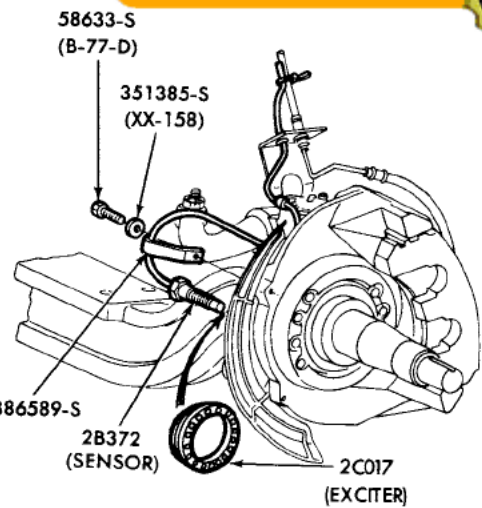
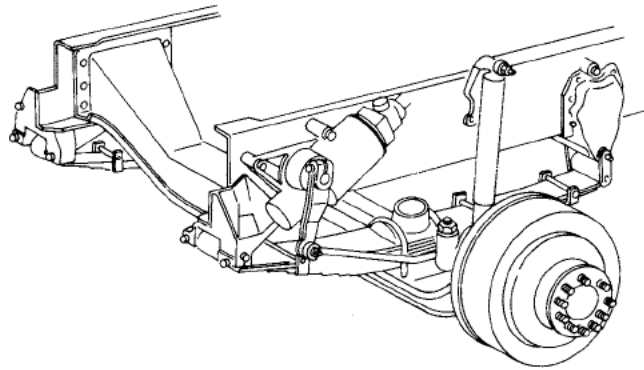
PAGE B

P-12560

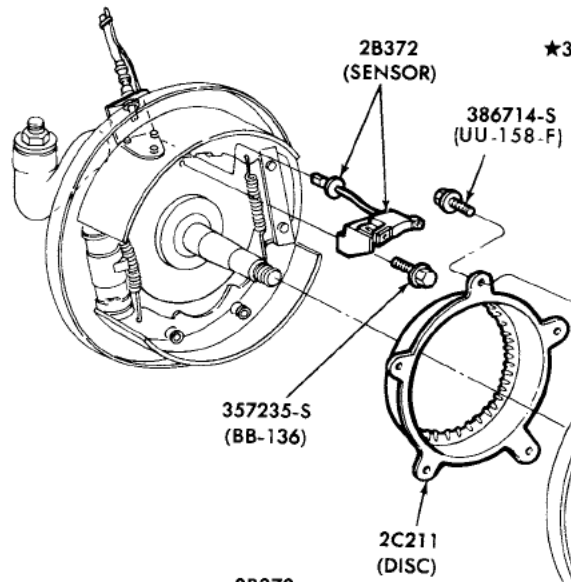
1980 /
TRUCK SERIES 600/900



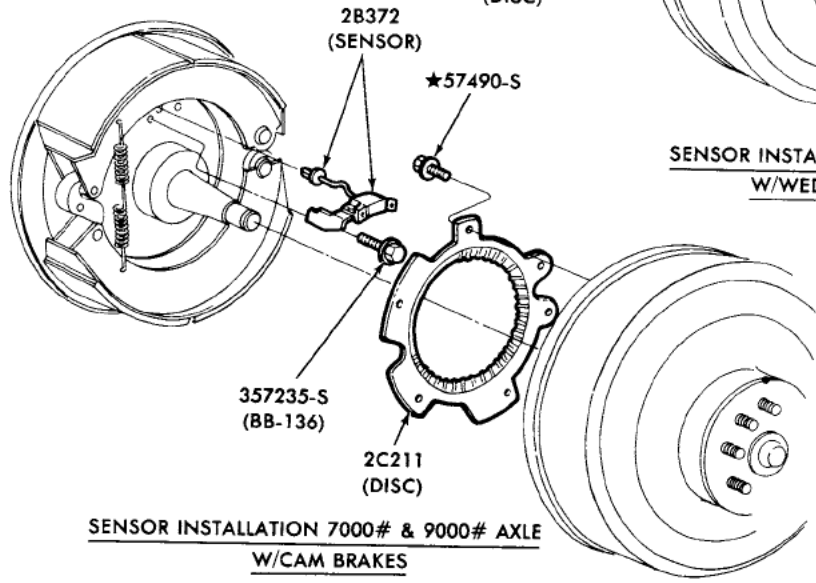
Click Here To Order
BUY IT NOW!
100% GUARANTEED



15000, 16000, 18000, 20000# AXLES



SENSOR INSTALLATION 12,000# AXLE
W/WEDGE BRAKES



SENSOR INSTALLATION 7000# & 9000# AXLE
W/CAM BRAKES

P-12403

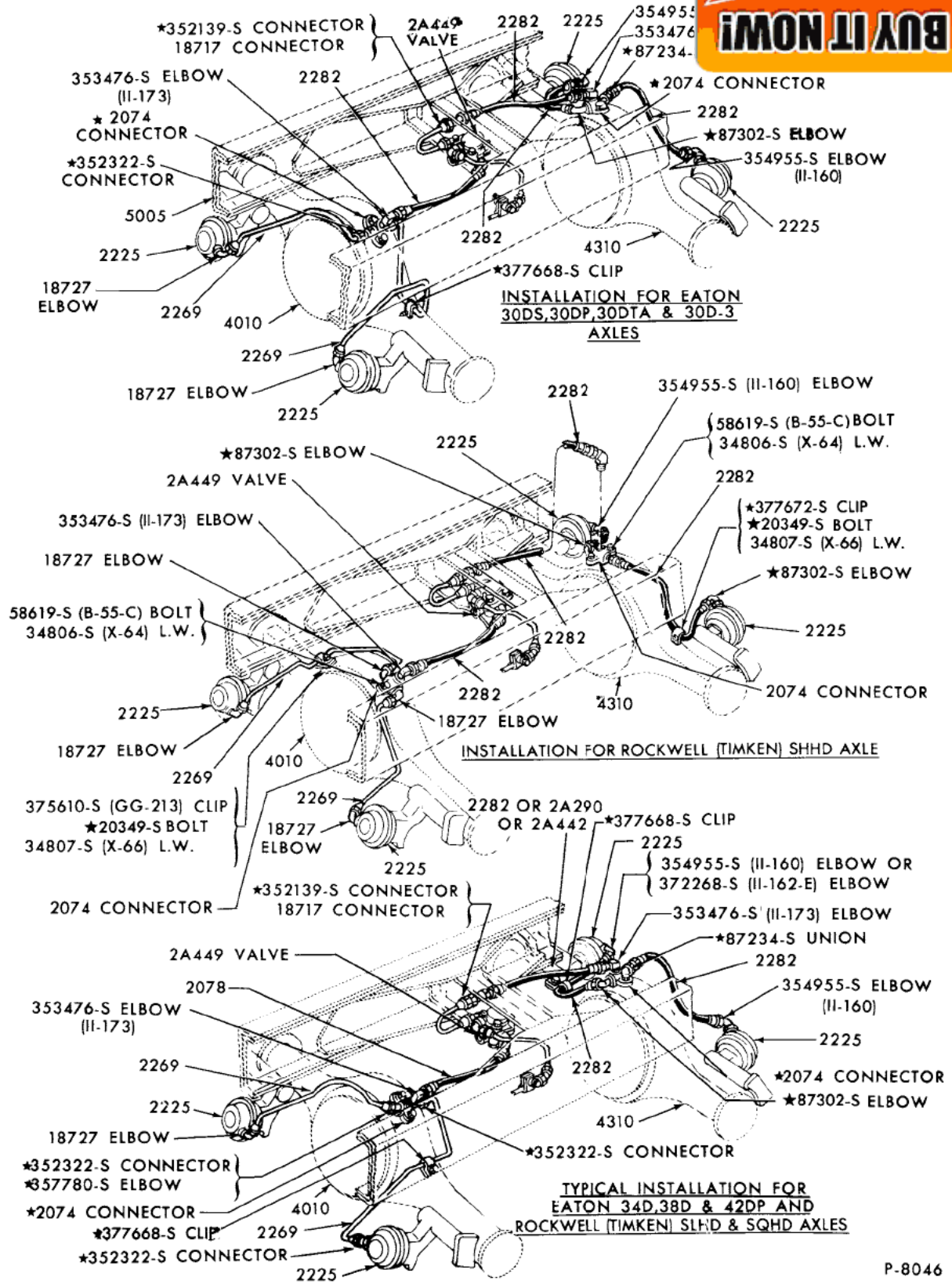
AIR BRAKE SYSTEM (BRAKE SKID CONTROL)-FRONT BRAKE SENSOR
1980/ C-CT600/900

1980/
TRUCK SERIES 600/900



Click Here To Order

BUY IT NOW!



P-8046

AIR BRAKE SYSTEM (REAR AXLE TUBING)
1980/ CT800/900--CAM BRAKES

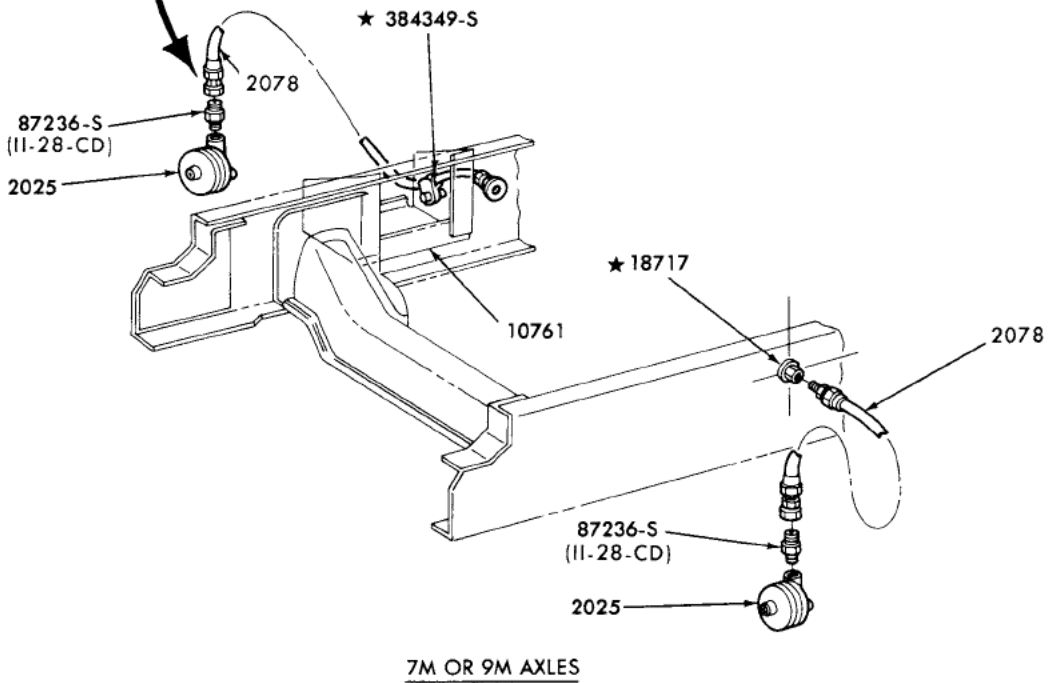
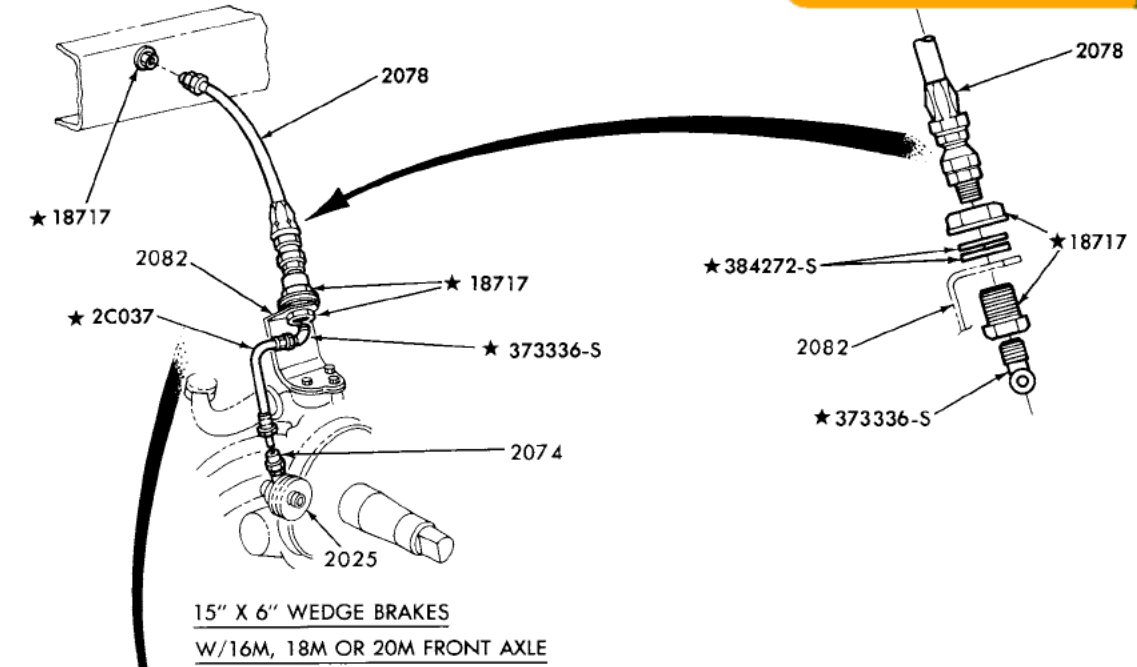
1980/
TRUCK SERIES 600/900

VISA MASTERCARD DISCOVER AMERICAN EXPRESS PAYPAL

Click Here To Order

BUY IT NOW!

100% SATISFACTION GUARANTEED



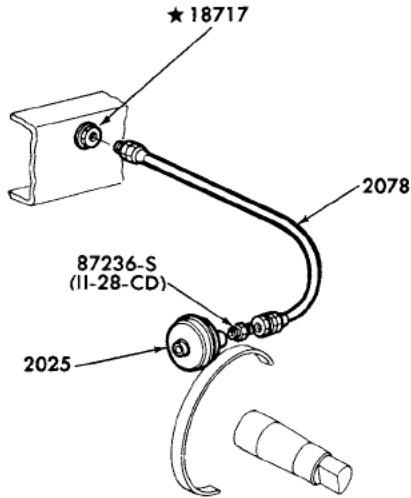
P-16043

AIR BRAKE-FRONT AXLE JOUNCE HOSES-PAGE-A (CONT'D on PAGE-B)
1980/ C-CT600/800

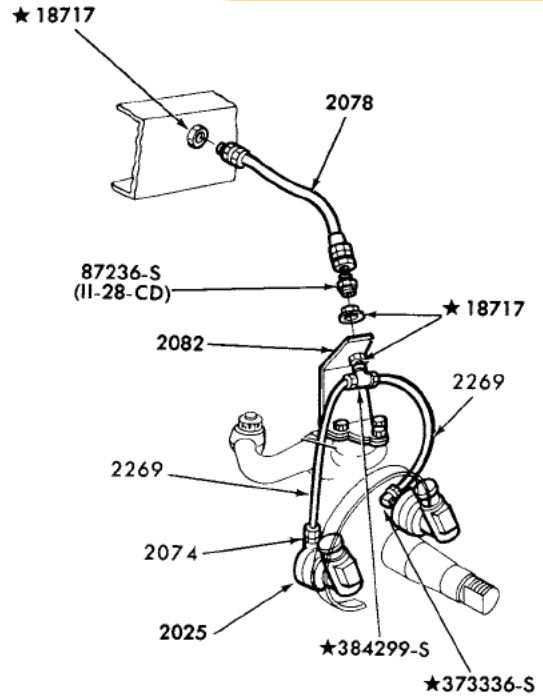
Click Here To Order

BUY IT NOW!

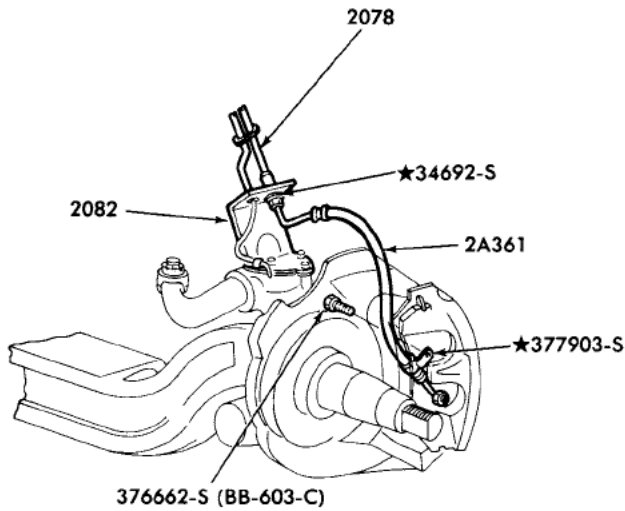
100% SATISFACTION GUARANTEED



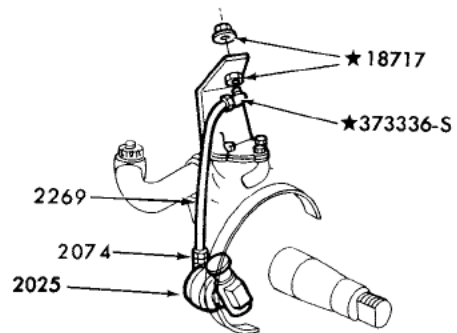
FRONT JOUNCE HOSE FOR 12,000#
FRONT AXLE W/CAM BRAKES



FRONT JOUNCE HOSE FOR 9,000#
FRONT AXLE W/DOUBLE WEDGE BRAKE



FRONT JOUNCE HOSE FOR 15,000#, 16,000#, 18,000#
AND 20,000# FRONT AXLES W/AIR/HYDRAULIC BRAKES



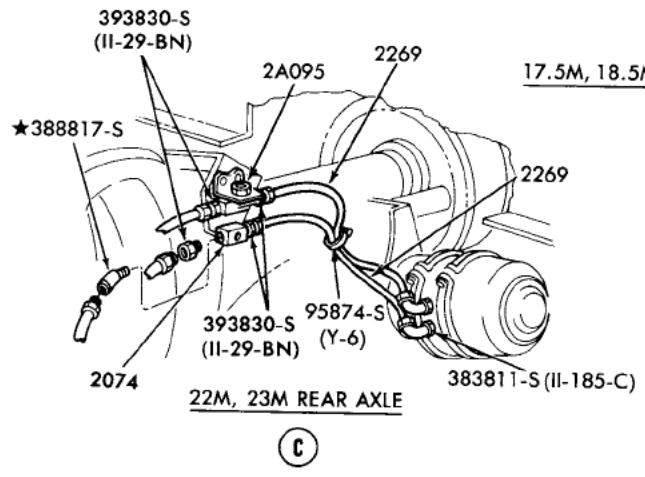
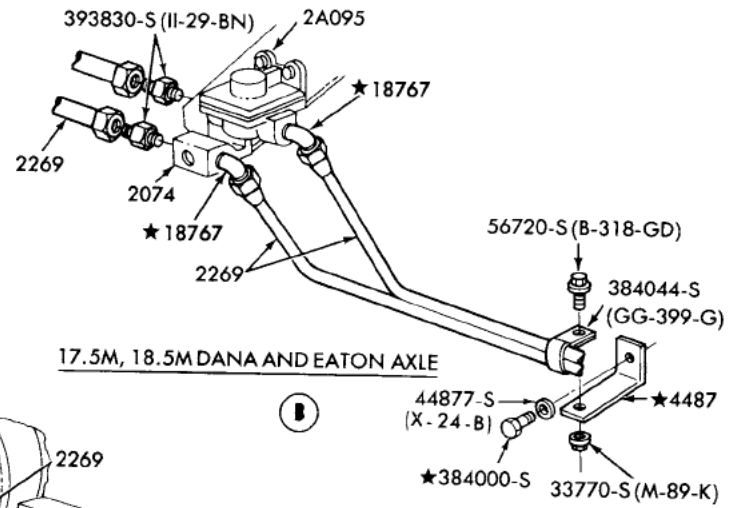
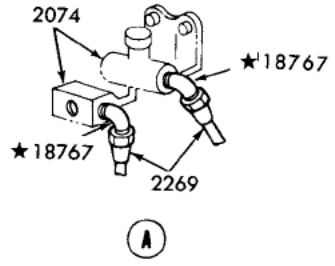
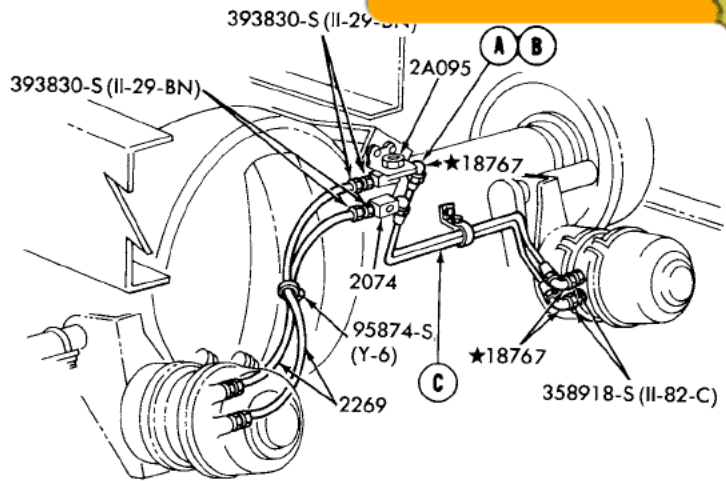
FRONT JOUNCE HOSE FOR 7000# FRONT
AXLE W/DOUBLE WEDGE BRAKE

P-12429

1980/
TRUCK SERIES 600/900



Click Here To Order
BUY IT NOW!



P-16041

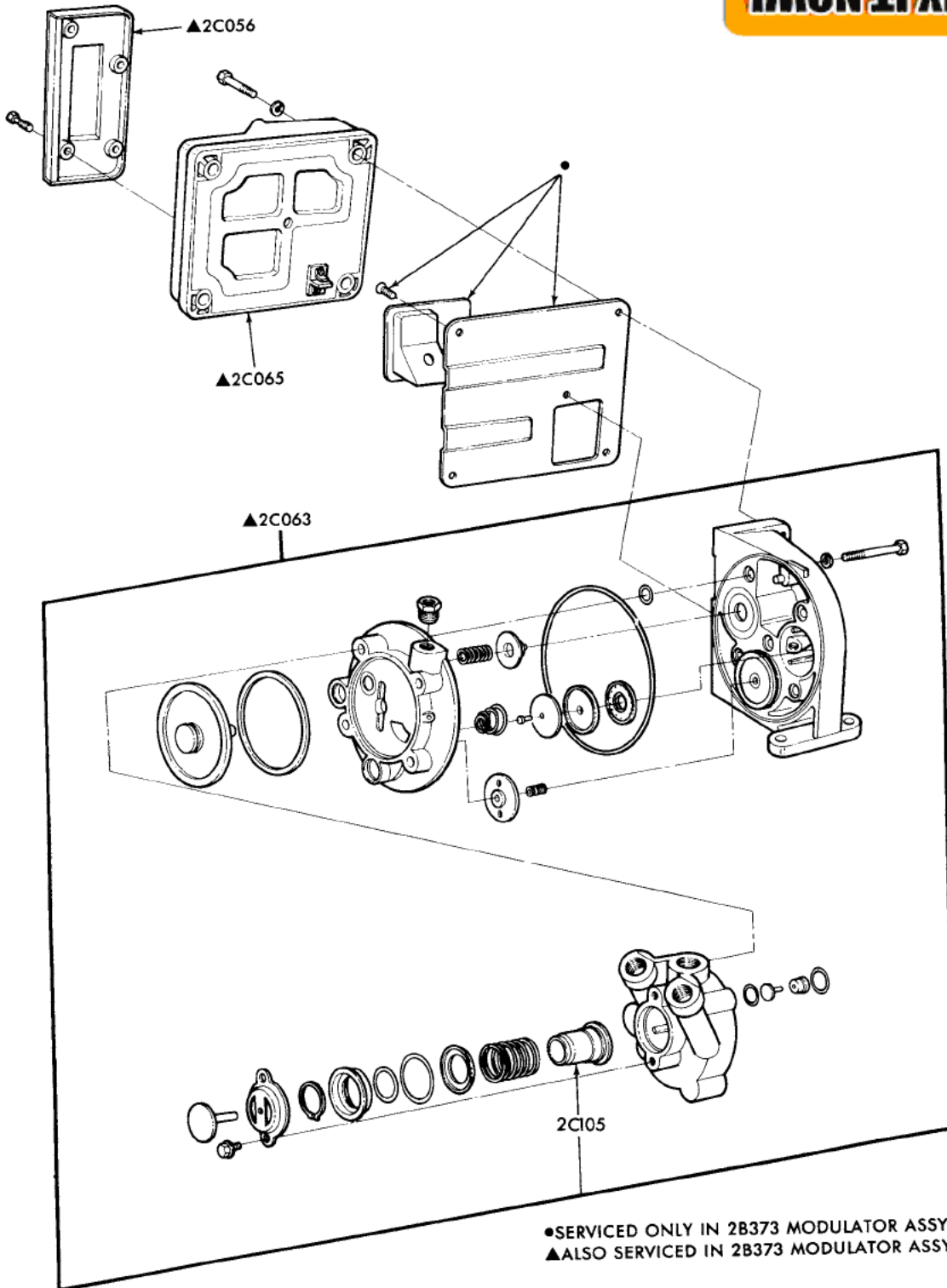
AIR BRAKE-REAR AXLE TUBING
1980/ C600/900--w/CAM BRAKES

VISA MASTERCARD DISCOVER AMERICAN EXPRESS PAYPAL

Click Here To Order

BUY IT NOW!

100% SATISFACTION GUARANTEED



P-13123

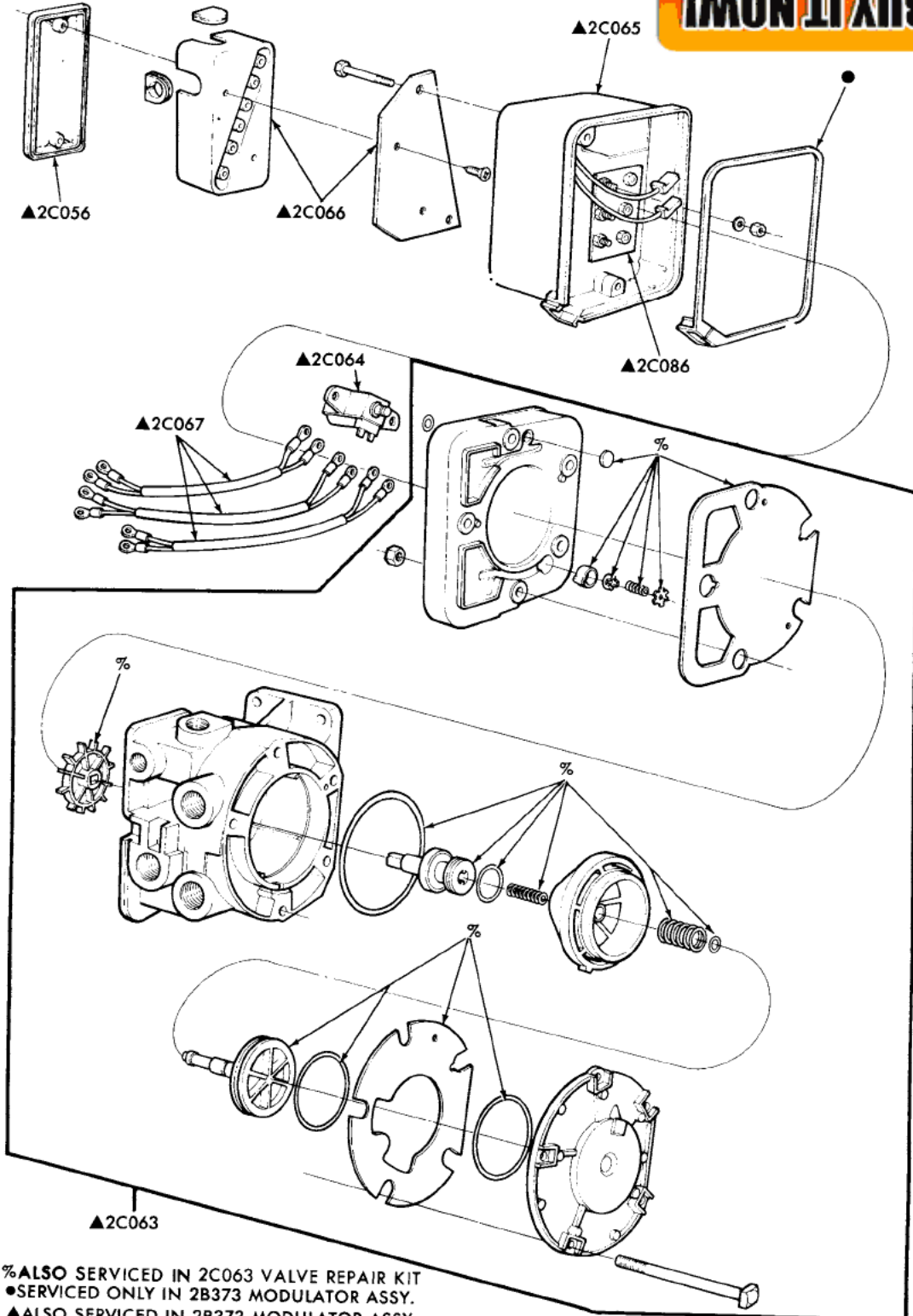
KELSEY-HAYES MODULATOR (BRAKE SKID CONTROL)
1980/ C-CT600/900

1980/
TRUCK SERIES 600/900



Click Here To Order

BUY IT NOW!



%ALSO SERVICED IN 2C063 VALVE REPAIR KIT
 ●SERVICED ONLY IN 2B373 MODULATOR ASSY.
 ▲ALSO SERVICED IN 2B373 MODULATOR ASSY.

P-13124

EATON MODULATOR (BRAKE SKID CONTROL)
 1980/ C-CT600/900

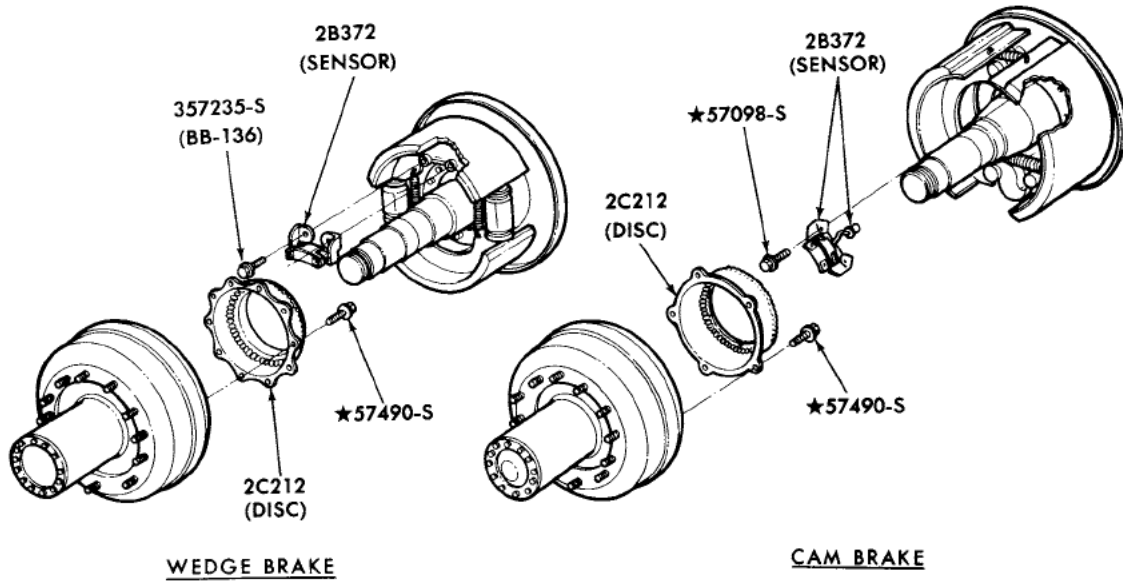
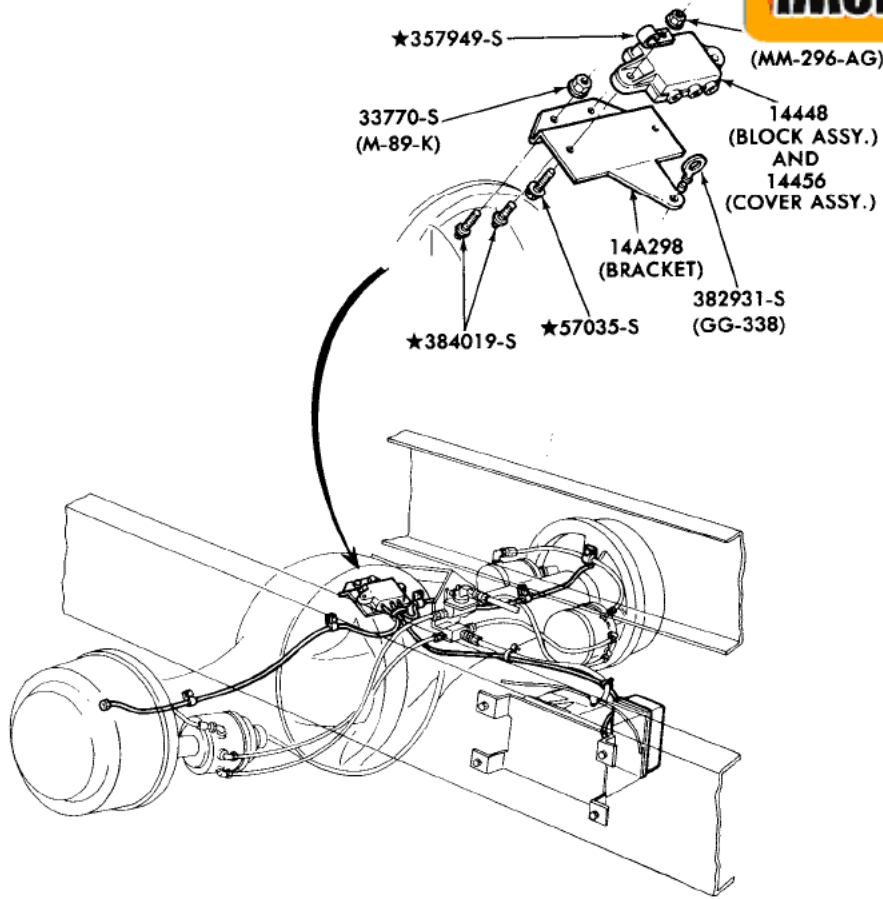
1980/
TRUCK SERIES 600/900



Click Here To Order

BUY IT NOW!

100% GUARANTEED



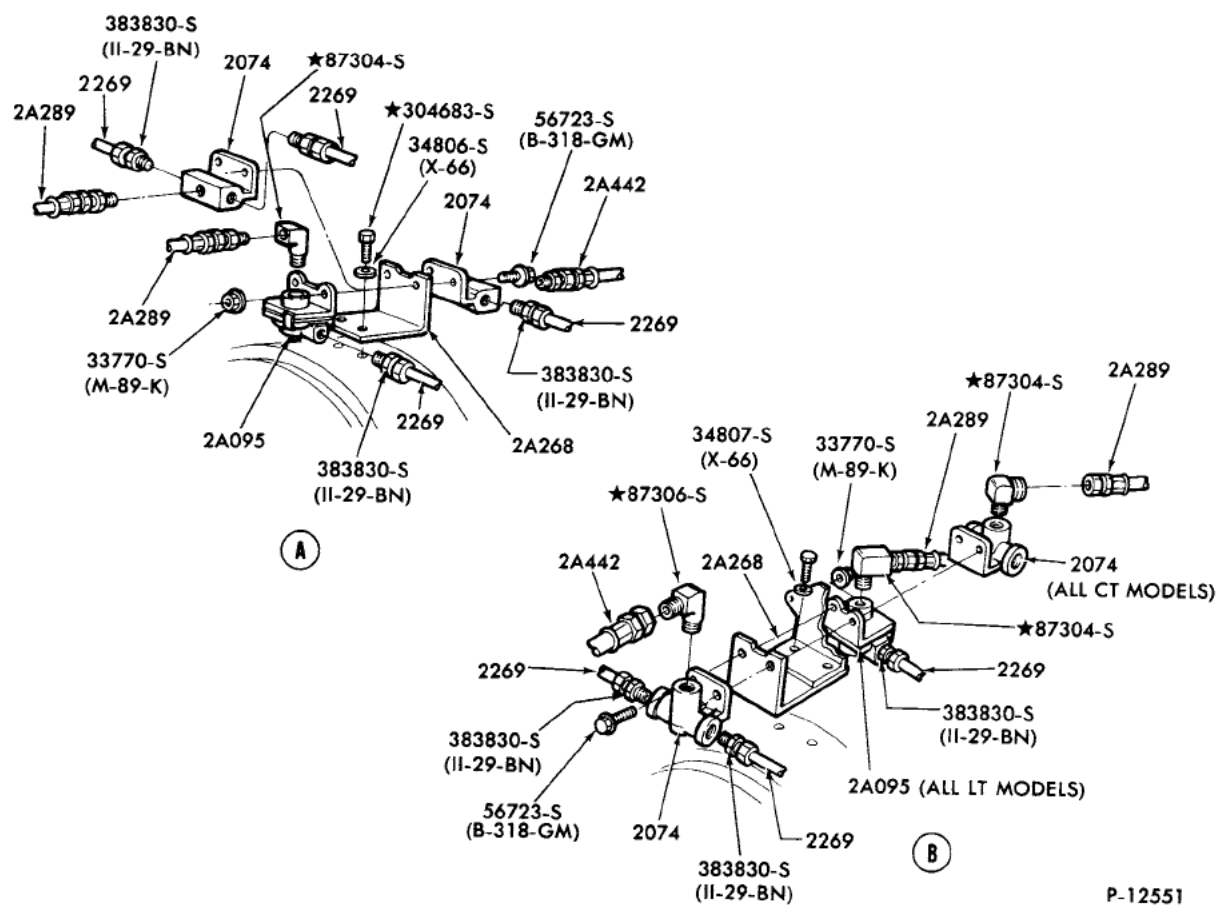
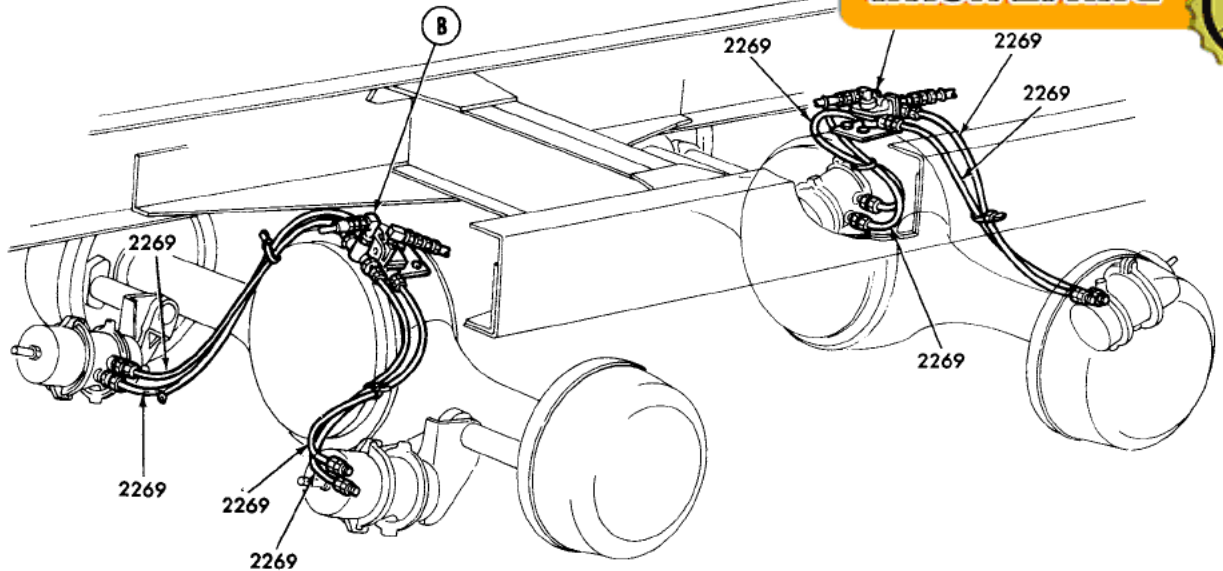
AIR BRAKE SYSTEM (BRAKE SKID CONTROL)-SINGLE REAR AXLE SENSOR
1980/ C600/900

P-12446

1980/
TRUCK SERIES 600/900



Click Here To Order
BUY IT NOW!



P-12551

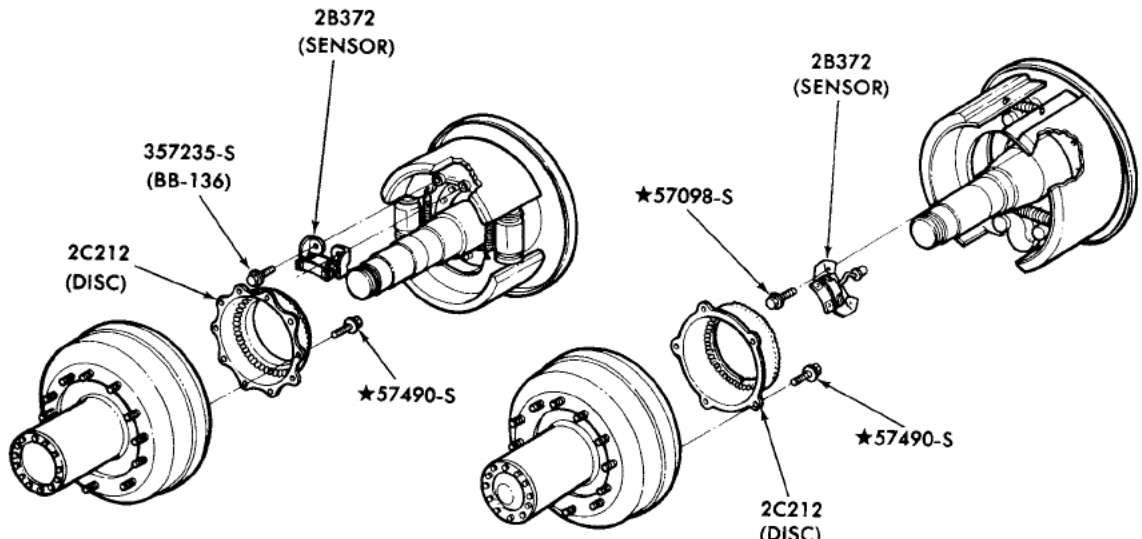
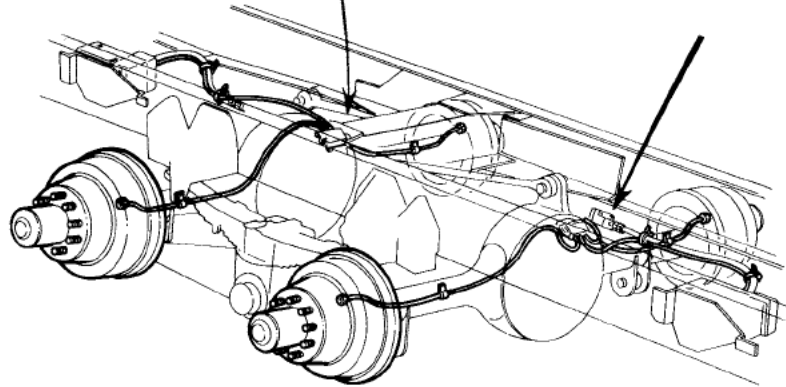
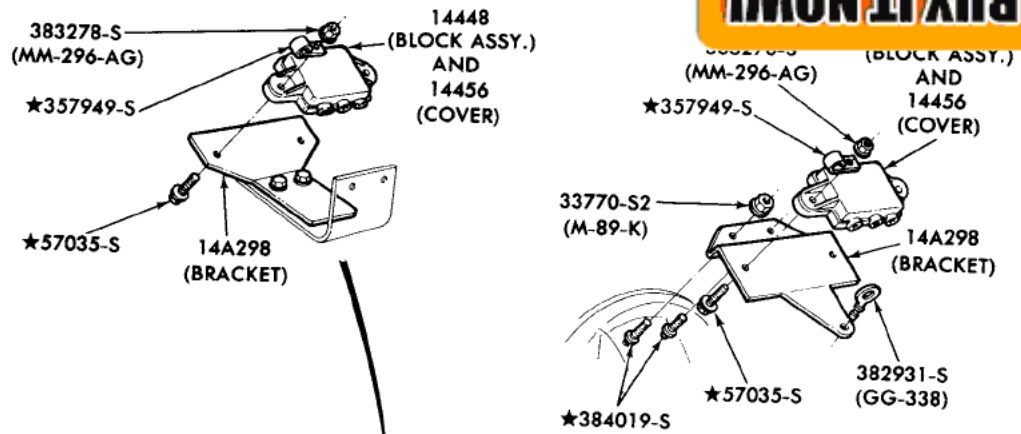
AIR BRAKE SYSTEM (BRAKE SKID CONTROL)--TANDEM REAR AXLE (PAGE A)
1980/ CT800/900--w/CAM BRAKES

1980/
TRUCK SERIES 600/900



Click Here To Order

BUY IT NOW!



WEDGE BRAKE

CAM BRAKE

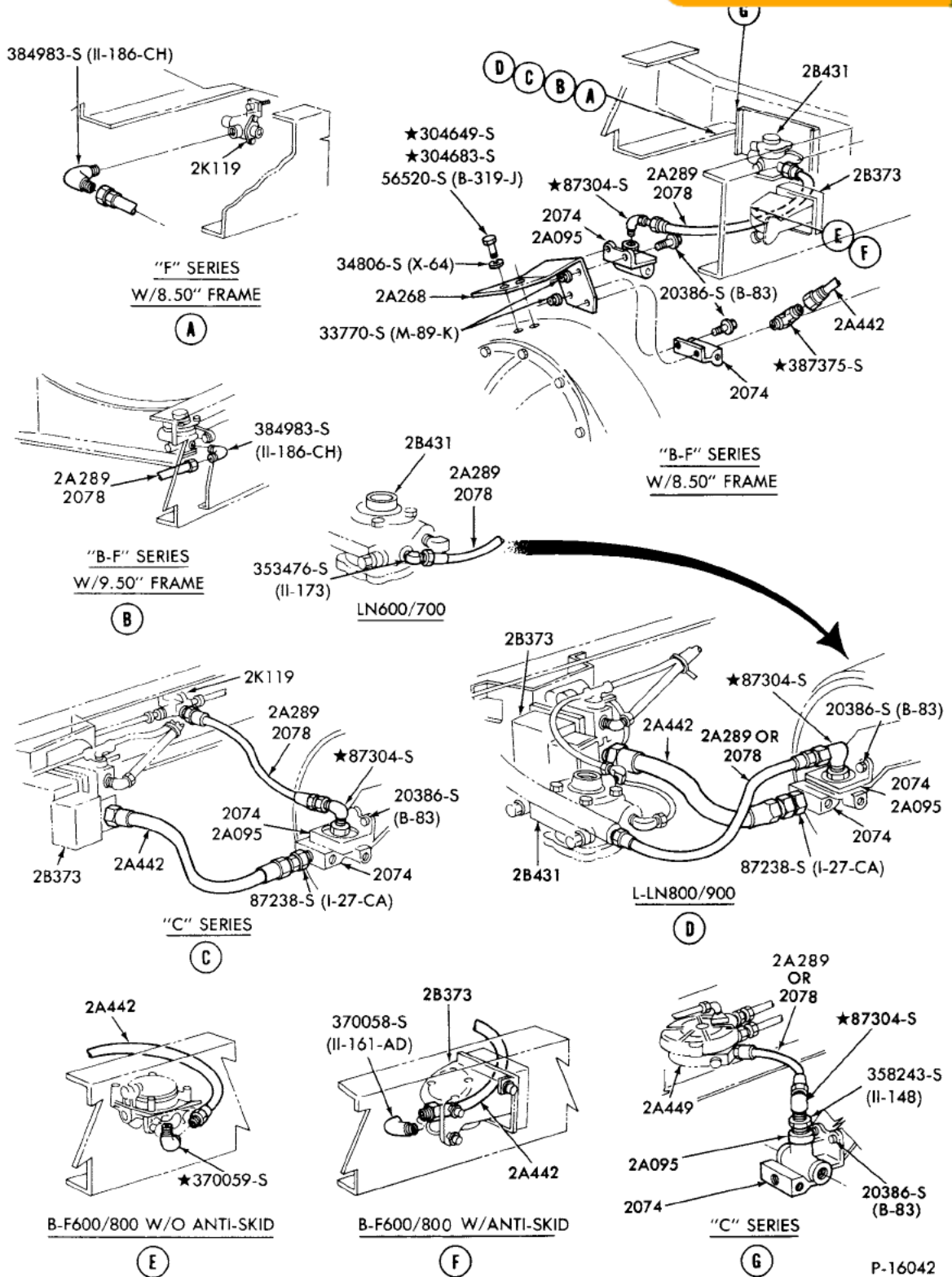
P-12447

AIR BRAKE SYSTEM (BRAKE SKID CONTROL)-TANDEM REAR AXLE SENSOR
1980/ CT800/900

Click Here To Order

BUY IT NOW!

100% SATISFACTION GUARANTEED



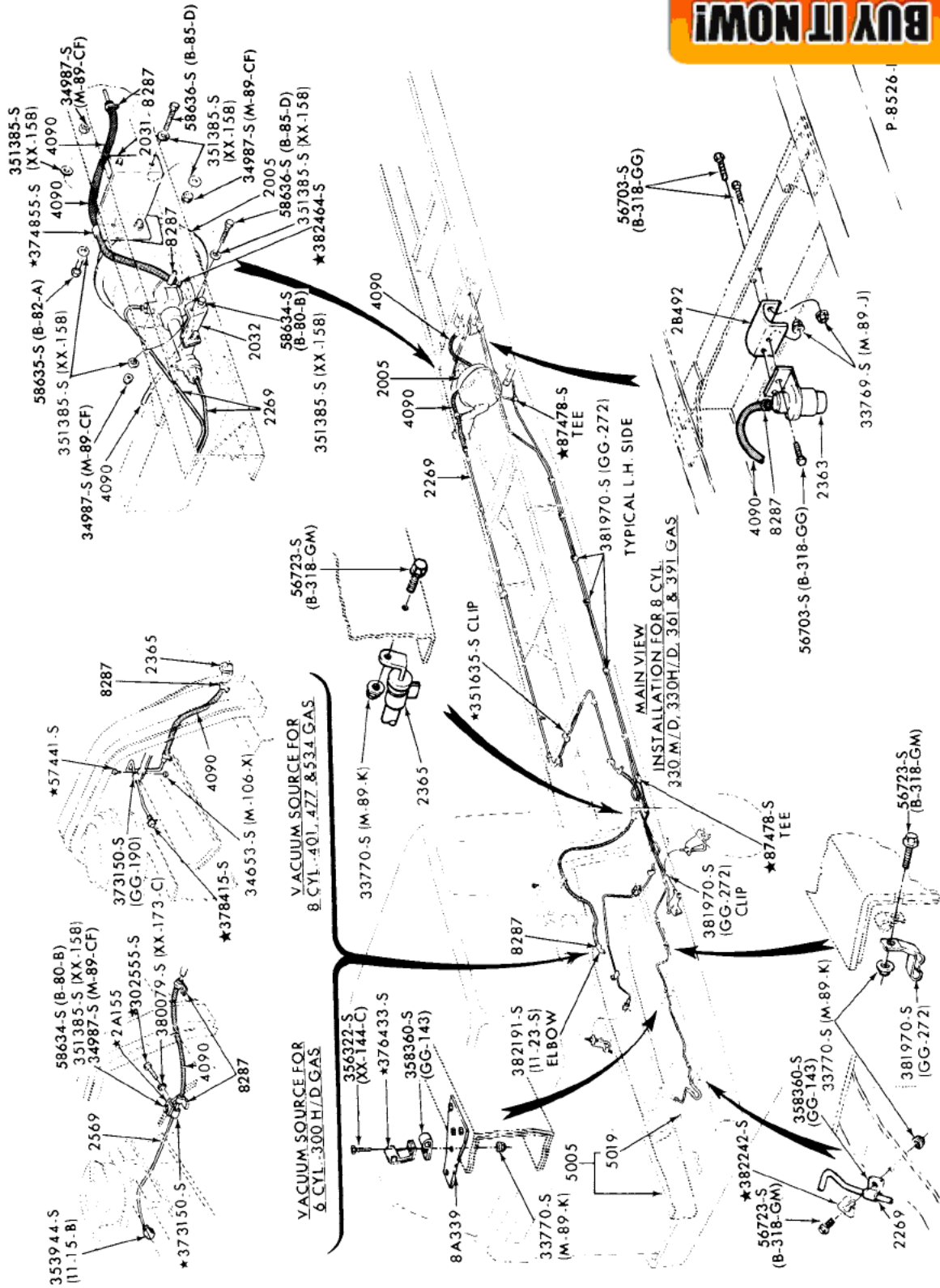
AIR BRAKE-REAR AXLE JOUNCE HOSES
1980/ C600/900

VISA MASTERCARD DISCOVER AMERICAN EXPRESS PAYPAL

Click Here To Order

BUY IT NOW!

100% SATISFACTION GUARANTEED

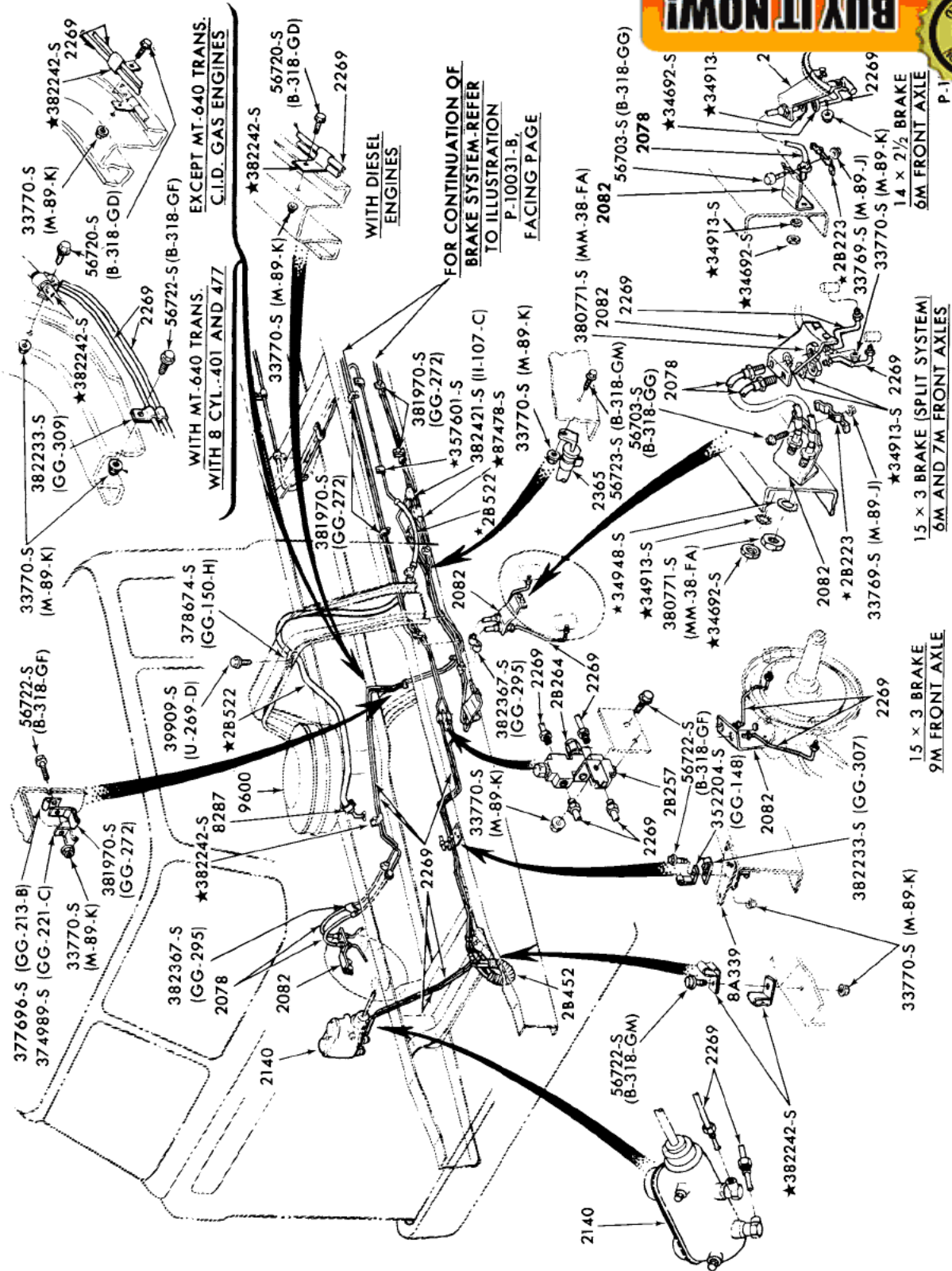


P. 8526-1

SINGLE HYDRAULIC BRAKE SYSTEM-PAGE B
1980/83 C600/900--w/FRAME MOUNTED BOOSTER

Click Here To Order

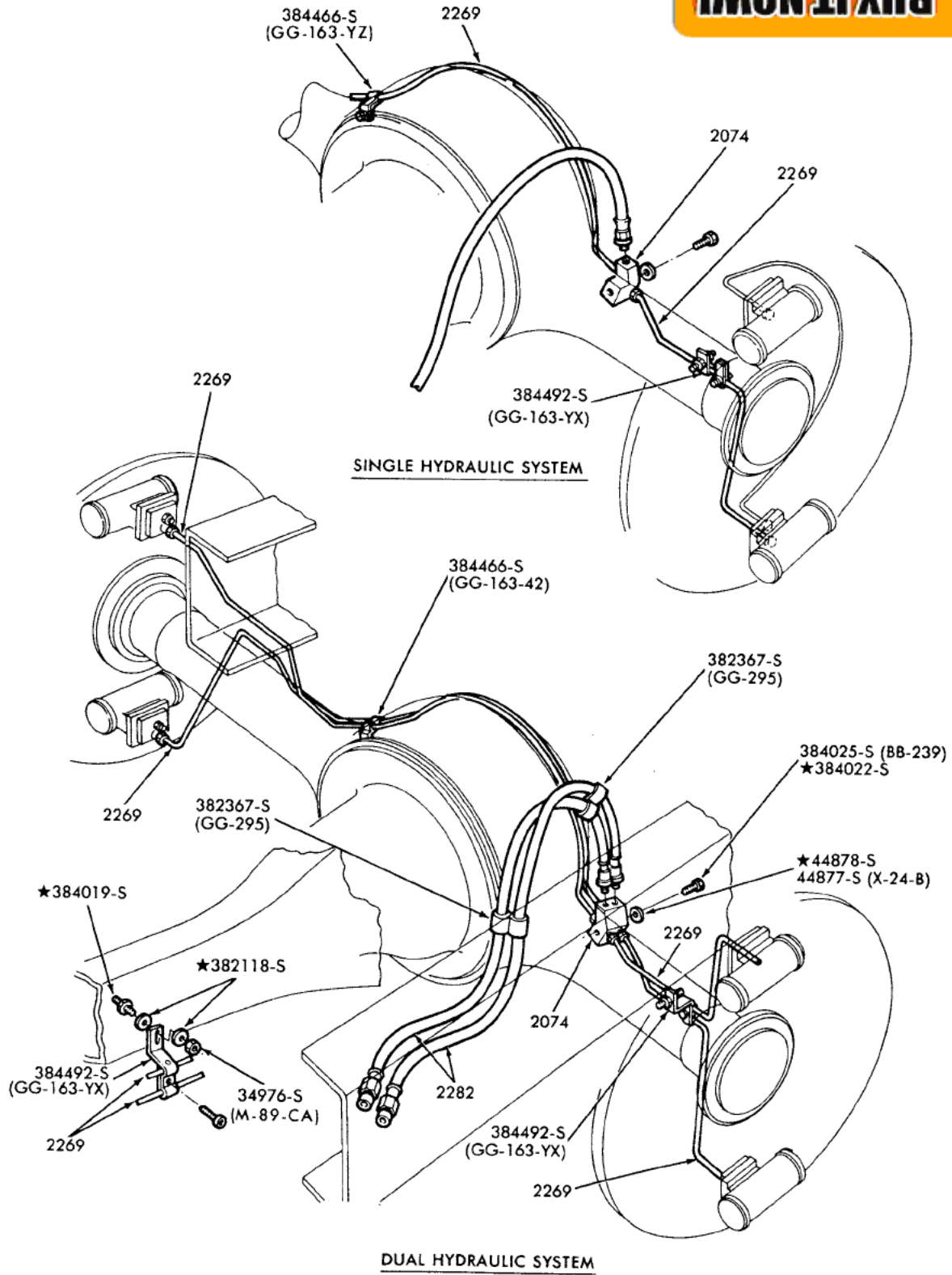
BUY IT NOW!



SPLIT HYDRAULIC BRAKE SYSTEM-PAGE A-cont'd. on PAGE B
1980/83 C600/900--w/FRAME MOUNTED BOOSTER

1980/
TRUCK SERIES 600/900

VISA MASTERCARD DISCOVER AMERICAN EXPRESS PAYPAL
ILLUSTRATION
Click Here To Order
BUY IT NOW!
100% GUARANTEED



P-16061

HYDRAULIC BRAKE SYSTEM—REAR AXLE TUBING
1980/83 C600/800--w/13M, 15M and 17.5M ROCKWELL AXLES