



Copyright © 2008, Forel Publishing Company, LLC, Woodbridge, Virginia

All Rights Reserved. No part of this book may be used or reproduced in any manner whatsoever without written permission of Forel Publishing Company, LLC. For information write to Forel Publishing Company, LLC, 3999 Peregrine Ridge Ct., Woodbridge, VA 22192

1973 Colorized Mustang Wiring and Vacuum Diagrams  
(Extracted from Mark Corp 365-163, Mark Corp 365-126-73C, and FD-7943-G)  
EAN: 978-1-60371-032-9  
ISBN: 1-60371-032-9

***Forel Publishing Company, LLC***  
***3999 Peregrine Ridge Ct.***  
***Woodbridge, VA 22192***  
***Email address: [webmaster@ForelPublishing.com](mailto:webmaster@ForelPublishing.com)***  
***Website: <http://www.ForelPublishing.com>***



This publication contains material that is reproduced and distributed under a license from Ford Motor Company. No further reproduction or distribution of the Ford Motor Company material is allowed without the express written permission of Ford Motor Company.

---

## Note from the Editor

This product was compiled using several original Ford Motor Company publications. In some cases, there are slight differences between publications, so it is important to compare between diagrams, schematics, or illustrations. The contents of this product were extracted from: *1973 Wiring and Vacuum Diagrams* (Mark Corp 365-126-73C), *1973 Car Shop Manual, Electrical Volume III* (Mark Corp 365-163), and *How to Read Wiring Diagrams* (FD-7943-G, January 1968).

---

## Disclaimer

Although every effort was made to ensure the accuracy of this book, no representations or warranties of any kind are made concerning the accuracy, completeness or suitability of the information, either expressed or implied. As a result, the information contained within this book should be used as general information only. The author and Forel Publishing Company, LLC shall have neither liability nor responsibility to any person or entity with respect to any loss or damage caused, or alleged to be caused, directly or indirectly by the information contained in this book. Further, the publisher and author are not engaged in rendering legal or other professional services. If legal, mechanical, electrical, or other expert assistance is required, the services of a competent professional should be sought.





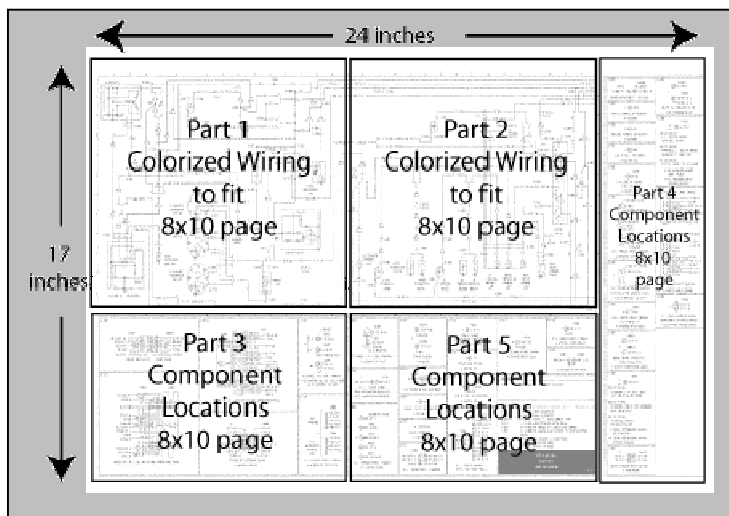
# ATTENTION

## Please Read This



**Page Layout of Wiring Diagrams:** The original 1973 Ford Motor Company wiring and vacuum diagrams were produced in a very large 17 x 24 inch format. As a result of the large format size, pages cannot be printed on a standard home printer. To correct this problem and to make the pages easier to read, each large page has been broken into smaller 8 ½ x 11 inch pages. The illustration below depicts the original size of the diagrams and how individual pages were created.

As you scroll through the manual, the first page will be the original page in the 17x24 format. In this way, you can see the entire page as Ford printed it. The subsequent pages will be the smaller 8 ½ x 11 page extracts with the wiring colorized. Although the 17x24 pages can be printed onto standard paper, the print is so small that it makes it virtually unreadable.



Please use the illustration to help you navigate through the manual.

**Possible Color Code Errors:** It is important to note that there may be errors in the diagrams, even though they are original Ford publications. Below are two examples of possible errors from 1971 manuals where the color code on the page diagram did not match the master Car Standard Wire Code Chart. If your vehicle has a color coded wire that does not match a diagram you should consult the other diagrams contained in the manual for a possible match. Although no errors were identified for the 1973 manuals, it is worth highlighting the example below.

### Example of possible errors

|     |                         |
|-----|-------------------------|
| 37  | YELLOW                  |
| 38  | BLACK                   |
| 54  | LT. GREEN-YELLOW STRIPE |
| 158 | BLACK-PINK HASH STRIPE  |

In the wiring diagrams from the Ford publication Form 7795P-71, the Key Warning Buzzer Wiring Color Code shows:

**38 Black**

However, the Car Standard Wire Color

**BUY IT NOW!**

**Click Here To Order**

|     |                         |
|-----|-------------------------|
| 37  | YELLOW                  |
| 38  | BLACK                   |
| 54  | LT. GREEN-YELLOW STRIPE |
| 158 | BLACK-PINK HASH STRIPE  |

In the wiring diagrams from the Ford publication Form 7795P-71, the Key Warning Buzzer Wiring Color Code shows:

**158 Black-Pink HASH STRIPE**

However, the Car Standard Wire Color Code Chart lists:

**158 – Black- Pink HASH**



The color coded wiring diagrams are provided for illustration purposes only. Only the wire number should be used for the identification of the wire itself. The color coding of the wires in the product may not match the actual colors of the wires in the vehicle. In some cases, the colors have been altered to provide a visual contrast (i.e. the color white has been shaded to make it more visible). As stated in the paragraph above, there are some variation and/or differences between the original Ford wiring diagrams. If your vehicle has a color coded wire that does not match a diagram you should consult the other diagrams contained in the manual for a possible match.

**Disclaimer:** Although every effort was made to ensure the accuracy of this book, no representations or warranties of any kind are made concerning the accuracy, completeness or suitability of the information, either expressed or implied. As a result, the information contained within this book should be used as general information only. The author and Forel Publishing Company, LLC shall have neither liability nor responsibility to any person or entity with respect to any loss or damage caused, or alleged to be caused, directly or indirectly by the information contained in this book. Further, the publisher and author are not engaged in rendering legal or other professional services. If legal, mechanical, electrical, or other expert assistance is required, the services of a competent professional should be sought.



Source Document  
Ford Publication 365-163

COURSE 0333-001

1973

**WIRING and VACUUM DIAGRAMS**

Mark Corp  
Aug 72 365-163



Ford Marketing Corporation  
Ford Customer Service Division  
Service Technical Communication

**BUY IT NOW!**  
**Click Here To Order**

100% GUARANTEE

VISA  
MasterCard  
Discover  
American Express  
PayPal

## FOREWORD

This book contains wiring and vacuum diagrams for all Ford and Lincoln-Mercury car lines and all Ford trucks.

Both wiring and vacuum diagram replacement sheets will be released as required to keep the book current.

All vacuum systems are contained in a separate section.

This book is divided by vehicles. Refer to the applicable section as follows:

- Pinto
- Capri
- Maverick
- Comet
- Mustang
- Cougar
- Torino
- Montego
- Ford
- Mercury-Meteor
- Thunderbird
- Mark IV
- Lincoln
- Bronco
- Courier
- Econoline
- P-Series
- F-100-350 Series
- B and F-500-750 Series
- C-Series
- W-Series  
(with Standard Fuse Panel)
- W-Series  
(with RPO Circuit Breaker Panel)
- L-Series — Line Haul
- L-Series — City Delivery

 **Ford Marketing Corporation**  
Ford Customer Service Division  
Service Technical Communications Department

The illustrations contained in this book were in effect at the time the book was approved for printing. Ford Motor Companies, whose policy is one of continuous improvement, reserves the right to discontinue models at any time, or to change specifications or design, without notice and without incurring obligation.

 **BUY IT NOW!**  
**Click Here To Order** 

## HOW TO USE THE WIRING DIAGRAMS

Each electrical circuit is illustrated in a clear and easy to follow style.

There are 7 steps that should be followed to use this diagram to diagnose electrical problems.

- Verify the complaint
- Refer to the Index for system location
- Locate inoperative system on schematic
- Identify other systems on the circuit
- Isolate the problem area
- Correct the problem
- Operate the corrected system

### VERIFY THE COMPLAINT

To diagnose a customer complaint "Engine Diesels" the first thing we should do is verify the complaint.

If the engine does diesel, we'd check the operation of the throttle solenoid.

If the solenoid is not operating, refer to the INDEX on page 1 of the vehicle schematic.

### REFER TO THE INDEX

An INDEX is provided on page 1 to locate the inoperative components.

See Emission Control Solenoid on the INDEX. The INDEX lists the location of the part on the drawing.

The drawing is set up like a road map. For example: the Pinto Emission Control Solenoid (throttle) is located at D-14. To locate D-14 on the schematic, find the number 14 at the top of the illustration.

Now, find the letter D on the side of the illustration. Follow the number and the letter until they intersert. The part will be within an inch or two of the intersection.

### LOCATE INOPERATIVE SYSTEM

Generally, the power supply for all components on this drawing comes from the top of the page and over to the battery at the left.

The ground for each component is always toward the bottom of the drawing.

There are symbols used on this drawing that are explained as follows:

- Ground symbols are shown in Figure 1. A ground wire connected away from the component is identified by a code G1 or G2, etc. The location of the remote ground is listed in the GROUND CODES chart and the bottom of the page.



Fig. 1 — Ground Symbols

- Wire color code is shown in Figure 2. Wiring Color Codes are listed on the first page of each car line. The Standard Wiring Color Codes are listed behind these instructions, both in sequence by circuit number, and also categorized by base color of wire.

640 R-Y H

Fig. 2 — Wire Color Code

If a vehicle specific wire color in a connector does not match the diagram shown, it can usually be identified by comparing the other colors shown at the wire connectors. Specific wire color deviations in the manufacturing of a wire harness are usually for a short duration.

- Harness number is shown in Figure 3. The 5 or 6 digit number near the wire indicates the wire harness basic part number.

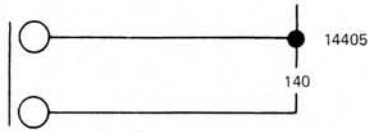


Fig. 3 – Harness Number

- Wire connector identification code is shown in Figure 4. The key for the connector codes is located at the bottom of the wiring diagram.

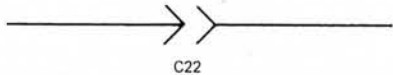


Fig. 4 – Wire Connector Code

- Male connector symbol is illustrated in Figure 5. The symbol used for the diagram and chart is shown.

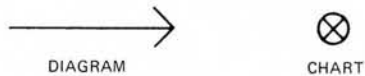


Fig. 5 – Male Connector Codes

- Female connector symbol is shown in Figure 6.

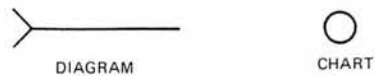


Fig. 6 – Female Connector Codes

- Splice is shown in Figure 7. A splice is a common point where two wires are joined together. Location of splice is at bottom of schematic page.



Fig. 7 – Splices

- Heavy lines for the wires indicate a direct to battery feed.
- Heavy dashed lines indicate an ignition switch accessory feed.

### IDENTIFY OTHER SYSTEMS ON CIRCUIT

Now that the emission control solenoid (throttle) system has been located on the diagram, we should note the other systems that use the same power supply.

At D-14 on the diagram, follow wire 640 to fuse F-6. Note that power to the seat belt warning system also comes from fuse F-6. To determine if the fuse is OK, try to activate the seat belt buzzer.

If the buzzer works, the problem is between F-6 and the solenoid.

If the buzzer doesn't work, the problem is either the fuse or the power feed to it.

### ISOLATE PROBLEM AREA

Now to trace an emission control solenoid problem such as between fuse F-6 and the solenoid, we can check for power at connector C-214. To identify the specific terminals at connector C-214, refer to the Wire Connector Code Chart at the bottom of the page.

The Connector Code Chart illustrates the connector C-214 (Fig. 8). It is a 2-wire connector black in color unless otherwise specified and located near the carburetor.

Check connector C-214 for power. If it is OK, the problem is the solenoid or its wiring.

If power is not available at connector C-214, the problem is between connectors C-214 and fuse F-6.

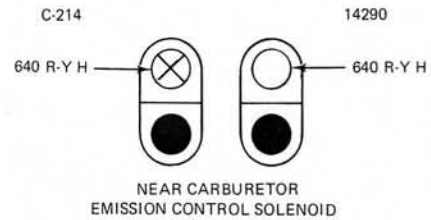


Fig. 8 – Connector C-214

### CORRECT THE PROBLEM

Use standard continuity tests for open circuits and short circuit tests to find the specific problem.

Repair or replace the electrical component that is malfunctioning.

### OPERATE CORRECTED SYSTEM

It is a good practice to operate the system after a repair has been made to see if it now works.

### BULB AND FUSE CHART

A bulb and fuse chart is included on the first page of each section for your convenience.

**100% SATISFACTION GUARANTEED**

**BUY IT NOW!**

**Click Here To Order**

PayPal, American Express, Discover, MasterCard, VISA

## CAR STANDARD WIRE COLOR CODE CHART

| CIRCUIT | DESCRIPTION                                                          | COLOR                  | CIRCUIT | DESCRIPTION                                                     | COLOR                  |
|---------|----------------------------------------------------------------------|------------------------|---------|-----------------------------------------------------------------|------------------------|
| 1       | HORN SWITCH CONTROL                                                  | DK BLUE BASE           | 63      | WINDSHIELD WIPER SW. TO WINDSHIELD WIPER MOTOR                  | RED BASE               |
| 2       | RH FRONT TURN SIGNAL LAMP                                            | WHITE-LT BLUE STRIPE   | 65      | WINDSHIELD WIPER SW. TO WINDSHIELD WIPER MOTOR                  | DR GREEN BASE          |
| 3       | LH FRONT TURN SIGNAL LAMP                                            | LT GREEN-WHITE STRIPE  | 66      | AIR SHIFT SWITCH TO INDICATOR LAMP                              | LT BLUE BASE           |
| 4       | ALTERNATOR REG. "S" TERM. TO ALTERNATOR "S" TERM.                    | WHITE-BLACK STRIPE     | 69      | COIL TERM. IGN. SW. TO FUEL SOLENOID                            | RED-PINK HASH          |
| 5       | RH REAR TURN SIGNAL LAMP                                             | ORANGE-LT BLUE STRIPE  | 73      | LOW AIR BUZZER TO LOW AIR BUZZER SWITCH                         | ORANGE-LT GREEN HASH   |
| 6       | HORN RELAY TO HORN                                                   | YELLOW-LT GREEN HASH   | 74      | RELAY "B" TERMINAL TO LAMP (WATER)                              | LT GREEN BASE          |
| 7       | SEAT SWITCH ARM TERM. TO RELAY FIELD TERM.                           | LT GREEN-YELLOW DOT    | 75      | STARTING MOTOR RELAY TO SERIES PARALLEL SW. (# 1 TERM)          | LT GREEN-PURPLE HASH   |
| 8       | TURN SIGNAL FLASHER FEED                                             | ORANGE-YELLOW STRIPE   | 80      | ENGINE COMPARTMENT LAMP FEED                                    | BLACK-ORANGE DOT       |
| 9       | LH REAR TURN SIGNAL LAMP                                             | LT GREEN-ORANGE STRIPE | 81      | EMISSION CONTROL VALVE TO SWITCH                                | BROWN-YELLOW DOT       |
| 10      | STOPLAMP SWITCH FEED                                                 | LT GREEN-RED HASH      | 83      | INTERLOCK MODULE TO CENTER BUCKLE SWITCH                        | DK BLUE-YELLOW DOT     |
| 11      | ELECTRONIC SWITCH TO IGNITION COIL NEG. TERMINAL                     | DK GREEN-YELLOW DOT    | 84      | DECK LID SOLENOID FEED                                          | PURPLE-YELLOW HASH     |
| 12      | HEADLAMP DIMMER SWITCH TO HIGH BEAMS                                 | LT GREEN-BLACK STRIPE  | 85      | SEAT BELT WARNING TIMER TO L.F. RETRACTOR SWITCH                | BROWN-LT BLUE DOT      |
| 13      | HEADLAMP DIMMER SWITCH TO LOW BEAMS                                  | RED-BLACK STRIPE       | 86      | SEAT BELT WARNING TIMER TO R.F. SEAT SENSOR                     | DK BLUE-WHITE DOT      |
| 14      | HEADLAMP SWITCH TO TAIL LAMPS AND SIDE MARKER LAMPS                  | BROWN BASE             | 87      | INTERLOCK MODULE TO CENTER SEAT SENSOR SWITCH                   | TAN-WHITE DOT          |
| 15      | HEADLAMP SWITCH TO HEADLAMP DIMMER SWITCH                            | RED-YELLOW STRIPE      | 88      | INSTRUMENT PANEL LAMP SWITCH FEED                               | BLACK-WHITE STRIPE     |
| 16      | IGNITION SWITCH TO IGNITION COIL "BATT." TERMINAL                    | RED-LT GREEN STRIPE    | 89      | GLOW PLUG TO GLOW PLUG SWITCH                                   | ORANGE-LT GREEN STRIPE |
| 17      | LOW OIL PRESSURE WARNING LAMP TO LOW OIL PRESS. SENDING UNIT         | WHITE BASE             | 102     | OVERDRIVE KICKDOWN SWITCH TO OVERDRIVE GOVERNOR                 | WHITE BASE             |
| 18      | SEAT SWITCH TO RELAY FIELD TERMINAL                                  | ORANGE-YELLOW DOT      | 103     | OVERDRIVE KICKDOWN SWITCH TO IGNITION COIL                      | WHITE-RED DOT          |
| 19      | INSTRUMENT PANEL LAMPS FEED                                          | LT BLUE-RED STRIPE     | 104     | OVERDRIVE KICKDOWN SWITCH TO OVERDRIVE SOLENOID                 | LT BLUE-ORANGE STRIPE  |
| 20      | DISTRIBUTOR ELECTRONIC CONTROL FEED                                  | WHITE-LT BLUE HASH     | 105     | OVERDRIVE KICKDOWN SWITCH TO OVERDRIVE RELAY                    | RED-YELLOW             |
| 21      | EMA CONTROL TO SPARK RETARD SWITCH                                   | DK BLUE-LT GREEN DOT   | 106     | OVERDRIVE SOLENOID TO OVERDRIVE RELAY                           | LT BLUE BASE           |
| 22      | BRAKE FEED                                                           | LT BLUE-BLACK STRIPE   | 111     | WARNING LAMP TO LIGHTS ON RELAY                                 | BLACK-YELLOW STRIPE    |
| 23      | ANTI-THEFT SYSTEM SWITCH FEED                                        | TAN-LT GREEN STRIPE    | 112     | WARNING LAMP RELAY FEED                                         | BLACK-YELLOW DOT       |
| 24      | ANTI-THEFT SWITCH ARM                                                | DK BLUE-ORANGE HASH    | 113     | STARTING MOTOR TO STARTING MOTOR RELAY                          | YELLOW-LT BLUE DOT     |
| 25      | ANTI-THEFT SWITCH DIS ARM                                            | DK GREEN-PURPLE STRIPE | 114     | FEED TO VACUUM DOOR LOCK SWITCH                                 | TAN-YELLOW HASH        |
| 26      | DECK LID SWITCH TO ANTI-THEFT MODULE                                 | WHITE-PURPLE DOT       | 115     | VACUUM DOOR LOCK SWITCH TO SOLENOID (LOCK)                      | LT GREEN BASE          |
| 27      | EMA CONTROL TO EGR SWITCH                                            | ORANGE-LT GREEN DOT    | 116     | VACUUM DOOR LOCK SWITCH TO SOLENOID (UNLOCK)                    | BROWN-ORANGE DOT       |
| 28      | WINDSHIELD WIPER SW. TO WINDSHIELD WIPER MOTOR                       | BLACK-PINK DOT         | 117     | DOOR LOCK MOTOR (LOCK)                                          | PINK-BLACK DOT         |
| 29      | FUEL GAGE TO FUEL GAGE SENDER                                        | YELLOW-WHITE STRIPE    | 118     | DOOR LOCK MOTOR (UNLOCK)                                        | PINK-ORANGE DOT        |
| 30      | CONSTANT VOLTAGE UNIT AND INDICATOR LAMPS FEED                       | BLACK-LT GREEN STRIPE  | 119     | DOOR LOCK SWITCH (LOCK)                                         | PINK-YELLOW DOT        |
| 31      | OIL PRESSURE INDICATOR TO OIL PRESSURE SENDING UNIT                  | WHITE-RED STRIPE       | 120     | DOOR LOCK SWITCH (UNLOCK)                                       | PINK-LT GREEN DOT      |
| 32      | STARTER CONTROL                                                      | RED-LT BLUE STRIPE     | 122     | TOP CONTROL SWITCH TO TOP CONT. MOTOR OR RELAY                  | YELLOW BASE            |
| 33      | STARTER CONTROL TO INTERLOCK MODULE                                  | WHITE-PINK DOT         | 123     | TOP CONTROL SWITCH TO TOP CONT. MOTOR OR RELAY                  | RED BASE               |
| 35      | ALTERNATOR REGULATOR "E" TERMINAL TO ALTERNATOR                      | ORANGE-LT BLUE STRIPE  | 125     | MAP LAMP SWITCH TO RH MAP LAMP                                  | BROWN-YELLOW STRIPE    |
| 36      | ALTERNATOR OUTPUT                                                    | YELLOW-WHITE DOT       | 126     | COURTESY LAMP SW. TO INSTR. PANEL COURTESY LAMP                 | BLACK-ORANGE DOT       |
| 37      | BATTERY TO LOAD                                                      | YELLOW BASE            | 127     | COURTESY LAMP SW. TO "C" PILLAR LAMPS                           | BLACK-LT BLUE DOT      |
| 38      | POWER SUPPLY TO BATTERY                                              | BLACK-ORANGE STRIPE    | 129     | GLOW PLUG SWITCH FEED                                           | LT GREEN BASE          |
| 39      | TEMP. GAGE TO TEMP. SENDING UNIT                                     | RED-WHITE STRIPE       | 131     | CIGAR LIGHTER LAMP FEED                                         | PURPLE-ORANGE STRIPE   |
| 40      | CIGAR LIGHTER FEED                                                   | LT BLUE-WHITE STRIPE   | 133     | RELAY TO MAP LAMP SWITCH                                        | TAN-RED HASH           |
| 41      | WARNING LAMP FEED                                                    | BLACK-LT BLUE HASH     | 137     | RADIO ANTENNA SWITCH FEED                                       | YELLOW-BLACK HASH      |
| 42      | SWITCH TO WARNING LAMP                                               | RED-WHITE DOT          | 138     | DOOR JAMB SWITCH TO LIGHTS ON RELAY                             | BROWN-LT BLUE STRIPE   |
| 43      | LOW AIR BUZZER FEED                                                  | ORANGE-LT BLUE HASH    | 140     | BACK UP LAMP                                                    | BLACK-PINK STRIPE      |
| 44      | TURN SIGNAL FLASHER TO TURN SIGNAL SWITCH                            | LT BLUE BASE           | 141     | TWO OR THREE SPEED AXLE SWITCH TO TWO OR THREE SPEED AXLE MOTOR | BLACK-PINK DOT         |
| 45      | HOT WATER TEMP. RELAY TO HOT WATER TEMP. SENDING UNIT                | YELLOW-RED STRIPE      | 142     | TWO OR THREE SPEED AXLE SWITCH FEED                             | DK GREEN-YELLOW HASH   |
| 48      | BLIND CIRCUIT TERM IN HARNESS CANNOT BE CHECKED FOR CONT (COLOR OPT) |                        | 143     | TWO OR THREE SPEED AXLE SWITCH TO TWO OR THREE SPEED AXLE MOTOR | RED BASE               |
| 51      | SEAT REG. CONTROL SWITCH FEED                                        | BLACK-WHITE DOT        | 144     | AMPLIFIER TO SERVO TRANSDUCER FEED                              | ORANGE-YELLOW HASH     |
| 53      | COURTESY LAMP SWITCH IN COURTESY LAMP                                | BLACK-LT BLUE STRIPE   | 145     | SERVO SOURCE VACUUM SOLENOID TO CONTROL TRANSISTOR              | GRAY-BLACK HASH        |
| 54      | INTERIOR LAMP SWITCH FEED                                            | LT GREEN-YELLOW STRIPE | 146     | SERVO VENT SOLENOID TO CONTROL TRANSISTOR                       | WHITE-PINK HASH        |
|         | CARGO LAMP SW. TO CARGO LAMP                                         | BLACK-PINK STRIPE      | 147     | AMPLIFIER FEEDBACK POTENTIOMETER FEED                           | PURPLE-LT BLUE HASH    |
|         | WINDSHIELD WIPER SW. TO WINDSHIELD WIPER MOTOR                       | DK BLUE-ORANGE STRIPE  | 148     | SERVO FEEDBACK POTENTIOMETER SIGNAL TO AMPLIFIER                | YELLOW-RED HASH        |
|         | WINDSHIELD WIPER SW. TO WINDSHIELD WIPER MOTOR                       | BLACK BASE             | 149     | SERVO FEEDBACK POTENTIOMETER BASE TO AMPLIFIER                  | BROWN-LT GREEN HASH    |
|         | WINDSHIELD WIPER SW. TO WINDSHIELD WIPER MOTOR                       | WHITE BASE             | 150     | SENSOR SIGNAL TO AMPLIFIER                                      | DK GREEN-WHITE STRIPE  |
|         | WINDSHIELD WIPER SW. TO WINDSHIELD WIPER MOTOR                       | BLACK-LT GREEN DOT     | 151     | SPEED CONTROL ON-OFF SWITCH TO AMPLIFIER                        | LT BLUE-BLACK HASH     |
|         | WINDSHIELD WIPER SW. TO WINDSHIELD WIPER MOTOR                       | YELLOW-RED STRIPE      |         |                                                                 |                        |

**100% SATISFACTION GUARANTEED**

**BUY IT NOW!**

**Click Here To Order**

## CAR STANDARD WIRE COLOR CODE CHART (CONTINUED)

| CIRCUIT | DESCRIPTION                                                             | COLOR                   | CIRCUIT | DESCRIPTION                                                              | COLOR                    |
|---------|-------------------------------------------------------------------------|-------------------------|---------|--------------------------------------------------------------------------|--------------------------|
| 153     | STARTING MOTOR RELAY TO FLASHER                                         | RED-WHITE STRIPE        | 296     | FUSED ACCY FEED # 1                                                      | WHITE-PURPLE STRIPE      |
| 158     | KEY WARNING SWITCH TO BUZZER                                            | BLACK-PINK HASH         | 297     | ACCY FEED FROM IGNITION SWITCH                                           | BLACK-LT GREEN HASH      |
| 159     | DOOR JAMB SWITCH TO BUZZER                                              | RED-PINK STRIPE         | 298     | FUSED ACCY FEED # 2                                                      | PURPLE-ORANGE HASH       |
| 160     | BUZZER TO WARNING INDICATOR RELAY                                       | WHITE-PINK STRIPE       | 306     | SEAT REG. SW. TO HORIZ. SOLENOID BATT. TERM.                             | LT BLUE BASE             |
| 162     | EMERG. BRAKE WARNING LAMP TO EMERG. BRAKE SWITCH                        | LT GREEN-RED DOT        | 307     | SEAT REG. SW. TO VERT. SOLENOID BATT. TERM.                              | WHITE BASE               |
| 170     | WINDOW REGULATOR SWITCH FEED                                            | RED-LT BLUE DOT         | 313     | LEFT FRONT WINDOW REGULATOR SWITCH TO RIGHT FRONT WINDOW REGULATOR MOTOR | YELLOW-BLACK STRIPE      |
| 171     | CIRCUIT BREAKER TO SEAT LATCH RELAY                                     | BLACK-WHITE STRIPE      | 314     | LEFT FRONT WINDOW REGULATOR SWITCH TO RIGHT FRONT WINDOW REGULATOR MOTOR | RED-BLACK STRIPE         |
| 172     | RELAY TO SEAT LATCH SOLENOID                                            | ORANGE BASE             | 316     | LEFT FRONT WINDOW REGULATOR SWITCH TO LEFT REAR WINDOW REGULATOR MOTOR   | YELLOW-LT BLUE STRIPE    |
| 174     | DOOR SWITCH TO SEAT LATCH RELAY (COIL TERM.)                            | PINK-WHITE STRIPE       | 317     | LEFT FRONT WINDOW REGULATOR SWITCH TO LEFT REAR WINDOW REGULATOR MOTOR   | RED-LT BLUE HASH         |
| 175     | TOP CONTROL SWITCH OR RELAY FEED                                        | BLACK-YELLOW DOT        | 319     | LEFT FRONT WINDOW REGULATOR SWITCH TO RIGHT REAR WINDOW REGULATOR MOTOR  | YELLOW-BLACK HASH        |
| 176     | REAR WINDOW REGULATOR SWITCH FEED                                       | WHITE BASE              | 320     | LEFT FRONT WINDOW REGULATOR SWITCH TO RIGHT REAR WINDOW REGULATOR MOTOR  | RED-BLACK HASH           |
| 179     | HORIZONTAL SEAT REG. MOTOR TO RELAY                                     | YELLOW BASE             | 328     | WINDOW REG. MASTER CONT. SW. TO WINDOW REG. SW. FEED                     | RED-YELLOW DOT           |
| 180     | HORIZONTAL SEAT REG. MOTOR TO RELAY                                     | RED BASE                | 333     | WINDOW REG. SW. TO WINDOW REG. MOTOR                                     | YELLOW-RED STRIPE        |
| 181     | BLOWER MOTOR FEED                                                       | BROWN-ORANGE STRIPE     | 334     | WINDOW REG. SW. TO WINDOW REG. MOTOR                                     | RED-YELLOW STRIPE        |
| 182     | THERMOSTAT SWITCH FEED                                                  | BROWN-WHITE STRIPE      | 347     | COMPRESSOR CLUTCH FEED                                                   | BLACK-YELLOW HASH        |
| 184     | AIR COND. SW. (LO) TO AIR COND. BLOWER MOTOR                            | TAN-ORANGE HASH         | 348     | THERMOSTATIC SW. TO AIR COND. SW. SELECTOR TERM.                         | LT GREEN-PURPLE HASH     |
| 186     | DEFOGGER SW. TO DEFOGGER MOTOR                                          | BROWN-LT BLUE HASH      | 364     | BLOWER MOTOR RELAY FEED                                                  | BLACK-LT GREEN STRIPE    |
| 188     | CIRCUIT BREAKER TO HEADLAMP SW. "BATT." TERM.                           | BLACK BASE              | 365     | FUEL LEVEL WARNING RELAY FEED                                            | LT BLUE-RED HASH         |
| 191     | DEFOGGER SW. TO DEFOGGER MOTOR                                          | DK BLUE-YELLOW STRIPE   | 366     | FUEL WARNING RELAY CONTROL                                               | RED-BLACK HASH           |
| 193     | WINDOW REGULATOR RELAY FEED                                             | YELLOW-LT GREEN HASH    | 367     | FUEL LEVER RECEIVER TO FUEL LEVER WARNING RELAY (REG. TERM.)             | DK GREEN-WHITE DOT       |
| 194     | WINDOW REGULATOR RELAY ACCY FEED                                        | PINK BASE               | 369     | VACUUM SOLENOID TO TEMP. SW.                                             | BROWN-ORANGE HASH        |
| 196     | COOLANT FAN CONTROL RELAY FEED                                          | TAN-RED DOT             | 371     | BLOWER MOTOR RELAY TO MOTOR                                              | PINK-WHITE HASH          |
| 197     | COOLANT TEMPERATURE SWITCH TO CONTROL RELAY                             | TAN-ORANGE DOT          | 375     | MOVABLE STEERING COLUMN SOLENOID FEED                                    | YELLOW-LT GREEN DOT      |
| 198     | A/C PRESSURE SWITCH TO CONTROL RELAY                                    | TAN-YELLOW DOT          | 379     | TURN SIGNAL SWITCH TO RH CORNERING LAMP                                  | BROWN-WHITE HASH         |
| 199     | CONTROL RELAY TO IGNITION RELAY                                         | TAN-LT GREEN DOT        | 380     | TURN SIGNAL SWITCH TO RH CORNERING LAMP                                  | PURPLE-YELLOW STRIPE     |
| 200     | IGNITION RELAY TO COOLANT FAN                                           | TAN-LT BLUE DOT         | 381     | MOVABLE STEERING COLUMN SOLENOID TO COURTESY LAMP SWITCH                 | ORANGE-WHITE STRIPE      |
| 206     | GROUND RETURN TO TOWING VEHICLE                                         | WHITE BASE              | 383     | EMERGENCY WARNING FLASHER FEED                                           | RED-WHITE HASH           |
| 207     | MARKER LAMP SWITCH TO MARKER LAMPS                                      | BLACK BASE              | 385     | FLASHER TO EMERGENCY WARNING SWITCH                                      | WHITE-RED HASH           |
| 212     | AUXILIARY CIRCUIT FEED TO TRACTOR TRAILER PLUG                          | DK BLUE GASE            | 387     | READING LAMP SWITCH TO READING LAMP (LH)                                 | LT GREEN BASE            |
| 215     | SIGNAL UNIT LAMP TO FUEL SIGNAL RELAY                                   | YELLOW-BLACK DOT        | 399     | HEATER BLOWER SWITCH FEED                                                | BROWN-YELLOW STRIPE      |
| 226     | LF WINDOW REG. SW. TO LF WINDOW REG. MOTOR                              | RED BASE                | 400     | SAFETY RELAY LOAD TERM. TO WIND. REG. SW. FEED                           | LT BLUE-BLACK DOT        |
| 227     | LF WINDOW REG. SW. TO LF WINDOW REG. MOTOR                              | YELLOW BASE             | 401     | LIMIT SW. TO BACK WINDOW REG. MOTOR                                      | GRAY-BLACK STRIPE        |
| 241     | DE-ICE SOLENOID CONTROL                                                 | LT BLUE-YELLOW STRIPE   | 402     | WINDOW REG. SW. TO BACK WINDOW REG. MOTOR                                | GRAY-RED STRIPE          |
| 243     | POWER SERVO TO CLIMATE CONTROL UNIT (MODE)                              | LT GREEN-ORANGE HASH    | 403     | WINDOW REG. SW. TO WIND. REG. MOTOR                                      | GRAY-WHITE STRIPE        |
| 244     | THERMAL SW. TO CLIMATE CONTROL UNIT                                     | YELLOW-WHITE HASH       | 404     | WINDOW REG. SW. TO BACK WIND. SW.                                        | PURPLE-LT GREEN STRIPE   |
| 245     | POWER SERVO TO CLIMATE CONTROL UNIT (AMP)                               | BROWN-LT GREEN STRIPE   | 405     | WINDOW REG. SW. TO BACK WIND. SW.                                        | PURPLE-LT BLUE STRIPE    |
| 246     | POWER SERVO TO CLIMATE CONTROL UNIT (AMP)                               | PURPLE BASE             | 406     | WINDOW REG. SW. TO BACK WIND. AUX. SW.                                   | TAN BASE                 |
| 247     | POWER SERVO TO CLIMATE CONTROL UNIT (AMP)                               | WHITE-YELLOW STRIPE     | 407     | WINDOW REG. SW. REAR TO LIMIT SW.                                        | TAN-BLACK STRIPE         |
| 248     | HEATER & A/C CONTROL SW. (DE-ICE) TO CLIMATE CONTROL UNIT               | YELLOW-LT BLUE HASH     | 408     | WINDOW REG. SW. FRONT TO LIMIT SW.                                       | TAN-RED STRIPE           |
| 249     | HEATER & A/C CONTROL SW. (LO-NORM) TO CLIMATE CONTROL UNIT              | DK BLUE-LT GREEN STRIPE | 409     | PRESSURE SWITCH TO KEY SWITCH                                            | TAN-BLACK DOT            |
| 250     | HEATER & A/C CONTROL SW. (LO-NORM) TO POWER SERVO                       | ORANGE BASE             | 442     | SEQUENTIAL LH REAR INBOARD TURN SIGNAL LAMP                              | LT GREEN-ORANGE STRIPE   |
| 253     | INTERMEDIATE TERM. 3 SPEED AXLE SWITCH TO SOLENOID VALVE FORWARD TANDEM | RED BASE                | 443     | SEQUENTIAL LH REAR CENTER TURN SIGNAL LAMP                               | LT GREEN-RED STRIPE      |
| 254     | HIGH TERMINAL 3 SPEED AXLE SWITCH TO SOLENOID VALVE REAR TANDEM         | BLACK BASE              | 444     | SEQUENTIAL LH REAR OUTBOARD TURN SIGNAL LAMP                             | LT GREEN-BLACK STRIPE    |
| 255     | AXLE LOCKOUT DIFFERENTIAL SWITCH FEED                                   | LT BLUE-RED HASH        | 445     | SEQUENTIAL RH REAR INBOARD TURN SIGNAL LAMP                              | ORANGE-LT BLUE STRIPE    |
| 260     | BLOWER MOTOR TO SWITCH - LO                                             | RED-ORANGE HASH         | 446     | SEQUENTIAL RH REAR CENTER TURN SIGNAL LAMP                               | ORANGE-WHITE STRIPE      |
| 261     | BLOWER MOTOR TO SWITCH - HI                                             | ORANGE-BLACK STRIPE     | 447     | SEQUENTIAL RH REAR OUTBOARD TURN SIGNAL LAMP                             | ORANGE-RED STRIPE        |
| 262     | STARTING MOTOR RELAY TO IGNITION COIL "I" TERM.                         | BROWN-PINK STRIPE       | 450     | SEAT BELT WARNING INDICATOR LAMP FEED                                    | DK GREEN-LT GREEN STRIPE |
| 263     | STARTING MOTOR RELAY TO IGNITION COIL "M" TERM.                         | LT BLUE-ORANGE HASH     | 454     | IGN. SW. COIL TERM. TO CIRCUIT BREAKER                                   | RED-LT GREEN STRIPE      |
| 264     | STARTING MOTOR RELAY TO IGNITION COIL "R" TERM.                         | DK GREEN BASE           |         |                                                                          |                          |
| 265     | STARTING MOTOR RELAY TO IGNITION COIL "S" TERM.                         | YELLOW-BLACK STRIPE     |         |                                                                          |                          |
| 266     | STARTING MOTOR RELAY TO IGNITION COIL "T" TERM.                         | RED BASE                |         |                                                                          |                          |
| 267     | STARTING MOTOR RELAY TO IGNITION COIL "U" TERM.                         | BLACK-WHITE HASH        |         |                                                                          |                          |

**100% SATISFACTION GUARANTEED**

**BUY IT NOW!**

**Click Here To Order**

## CAR STANDARD WIRE COLOR CODE CHART (CONTINUED)

| CIRCUIT | DESCRIPTION                                                                  | COLOR                  | CIRCUIT | DESCRIPTION                                                         | COLOR                  |
|---------|------------------------------------------------------------------------------|------------------------|---------|---------------------------------------------------------------------|------------------------|
| 455     | CIRCUIT BREAKER TO FUEL VALVE                                                | LT GREEN-YELLOW HASH   | 648     | TACHOMETER FEED                                                     | RED-LT BLUE DOT        |
| 458     | TURN SIGNAL SWITCH TO INDICATOR RELAY                                        | ORANGE-BLACK HASH      | 654     | ALT. SHUNT TO AMMETER                                               | YELLOW-LT GREEN STRIPE |
| 459     | INDICATOR RELAY TO FLASHER                                                   | ORANGE-LT GREEN STRIPE | 655     | STARTING MOTOR RELAY SHUNT TO AMMETER                               | RED-ORANGE STRIPE      |
| 460     | HORN SWITCH FEED                                                             | YELLOW-LT BLUE DOT     | 660     | AIR COND. CONTROL SW. TO FRESH-AIR RECIRC. DOOR SOLENOID            | YELLOW-LT GREEN DOT    |
| 469     | SEAT BELT WARNING SWITCH FEED                                                | LT GREEN BASE          | 671     | SPEED REG. SW. "ON" POSITION TO ON & OFF RELAY                      | WHITE BASE             |
| 474     | STOPLAMP RELAY FEED                                                          | PINK-BLACK STRIPE      | 672     | SELECTOR SW. TO LEFT HAND PUMP MOTOR                                | BROWN-WHITE HASH       |
| 475     | STOPLAMP SW. TO STOPLAMP RELAY (COIL TERM)                                   | DK GREEN-WHITE HASH    | 673     | SELECTOR SW. TO LEFT FUEL GAGE                                      | LT GREEN BASE          |
| 478     | FOG LAMP SW. TO FOG LAMP                                                     | TAN-ORANGE STRIPE      | 674     | SELECTOR SW. TO RIGHT HAND PUMP MOTOR                               | BROWN-WHITE STRIPE     |
| 485     | IGNITION SWITCH ACCY. TERM. TO DECK LID OPEN WARNING LAMP                    | BROWN-PINK HASH        | 675     | SELECTOR SW. TO RIGHT FUEL GAGE                                     | LT GREEN-RED STRIPE    |
| 486     | DECK LID OPEN WARNING LAMP TO DECK LID OPEN SWITCH                           | BROWN-WHITE DOT        | 683     | HI/LO SW. "R" TERM. TO TRACTOR-TRAILER RELAY "F" TERM.              | BROWN-PINK DOT         |
| 487     | READING LAMP SWITCH TO READING LAMP                                          | PINK-ORANGE STRIPE     | 684     | TRACTOR-TRAILER RELAY "A" TERM. TO MARKER LAMP SW.                  | BLACK-WHITE STRIPE     |
| 494     | TURN SIGNAL RELAY TO TURN SIGNAL FLASHER                                     | TAN-LT GREEN HASH      | 686     | HEADLAMP TIME DELAY CONTROL RELAY TO CIR. BREAKER                   | GRAY-ORANGE STRIPE     |
| 500     | HEADLAMP DIMMER SWITCH TO HEADLAMP DIMMER RELAY                              | PURPLE BASE            | 687     | ACCY FEED                                                           | GRAY-YELLOW STRIPE     |
| 502     | HEADLAMP DIMMER RELAY TO HEADLAMP DIMMER SWITCH                              | GRAY BASE              | 688     | HYD BACKLITE SW. TO TIME DELAY RELAY                                | GRAY-LT BLUE STRIPE    |
| 503     | HEADLAMP DIMMER RELAY TO FUSE HOLDER                                         | LT BLUE BASE           | 697     | SPEED REG. SW. "OFF" POSITION TO ON & OFF RELAY                     | ORANGE-BLACK STRIPE    |
| 504     | FUSE HOLDER TO HEADLAMP DIMMER AMPLIFIER                                     | DK BLUE-WHITE HASH     | 743     | ANTENNA SWITCH TO POWER ANTENNA (UP)                                | RED-PINK HASH          |
| 505     | HEADLAMP DIMMER SWITCH TO HEADLAMP DIMMER AMPLIFIER                          | BLACK BASE             | 746     | ANTENNA SWITCH TO POWER ANTENNA (DOWN)                              | DK GREEN-YELLOW STRIPE |
| 507     | AMPLIFIER TO RHEOSTAT                                                        | YELLOW BASE            | 751     | BLOWER MOTOR SPEED CONTROLLER TO RESISTOR # 3 (MED.)                | DK BLUE-WHITE HASH     |
| 508     | RHEOSTAT TO SENSOR                                                           | WHITE BASE             | 752     | BLOWER MOTOR SPEED CONTROLLER TO RESISTOR # 2 (MED.)                | YELLOW-RED DOT         |
| 509     | AIR COND. CONDENSOR THERMAL SWITCH FEED                                      | TAN-YELLOW STRIPE      | 753     | HEATER & A/C CONTROL SW. TO BLOWER RELAY SW.                        | YELLOW-RED STRIPE      |
| 511     | STOPLAMP SWITCH TO TURN SIGNAL SWITCH                                        | LT GREEN BASE          | 754     | BLOWER MOTOR SPEED CONTROLLER TO RESISTOR # 1 (MED.)                | LT GREEN-WHITE HASH    |
| 515     | RESISTOR TO BLOWER MOTOR (HI)                                                | ORANGE-RED STRIPE      | 755     | BLOWER MOTOR SWITCH RELAY TO RESISTOR (LOW SPEED)                   | BROWN-WHITE STRIPE     |
| 517     | CIRCUIT BREAKER (LOAD TERM) TO CONTROL SWITCH (BATT. TERM)                   | BLACK-WHITE STRIPE     | 756     | HEATER & A/C CONTROL SW. (HI-NORM) TO RESISTOR (LOW RANGE)          | RED-PINK DOT           |
| 519     | GLOW PLUG SW. TO LAMP (FEED)                                                 | WHITE BASE             | 757     | HEATER & A/C CONTROL SW. (HI-NORM) TO BLOWER MOTOR SW. RELAY        | RED-WHITE STRIPE       |
| 520     | SEAT BELT WARNING LAMP TO WARNING LAMP SWITCH                                | PURPLE-WHITE HASH      | 758     | HEATER & A/C CONTROL SW. (LO-NORM) TO RESISTOR (LOW RANGE)          | PURPLE-WHITE DOT       |
| 526     | CIRCUIT BREAKER TO MARKER LAMP SW. FEED                                      | BLACK-WHITE STRIPE     | 761     | BLOWER MOTOR RELAY TO ENG. WATER TEMP. SWITCH (COLD)                | WHITE-LT GREEN STRIPE  |
| 527     | HEADLAMP DIMMER SWITCH OVERRIDE TO RHEOSTAT                                  | RED BASE               | 765     | HEATER & A/C CONTROL SW. TO REHEAT & A/C FEED                       | LT GREEN-YELLOW HASH   |
| 536     | BLOWER MOTOR RELAY (LOAD TERM) TO BLOWER MOTOR                               | BLACK-LT GREEN DOT     | 766     | HEATER & A/C CONTROL SW. (DE-ICE) TO INLET AIR CONTROL SOLENOID     | RED-LT GREEN DOT       |
| 568     | ALTERNATOR RELAY TO ALTERNATOR REGULATOR                                     | LT GREEN BASE          | 767     | AMBIENT SENSOR TO INST. PANEL THERMISTOR                            | LT BLUE-ORANGE STRIPE  |
| 587     | WINDSHIELD WIPER INTERMITTENT GOVERNOR FEED                                  | BLACK-WHITE HASH       | 768     | REFERENCE SENSOR TO HEAT DUCT THERMISTOR                            | LT GREEN-YELLOW HASH   |
| 589     | WINDSHIELD WIPER SWITCH TO INTERMITTER GOVERNOR GROUND                       | ORANGE BASE            | 769     | HEATER & A/C CONTROL SW. (HI & LO NORM) TO BLOWER HEATER SW. RELAY  | LT BLUE-YELLOW HASH    |
| 590     | INTERMITTENT GOVERNOR TO W/S WIPER SWITCH                                    | DK BLUE-WHITE STRIPE   | 773     | HEATER & A/C CONTROL SW. (TEMP. SELECTOR) TO REHEAT AMPL.           | DK GREEN-ORANGE HASH   |
| 591     | STOPLAMP SW. TO SPEED CONTROL RELAY                                          | BLACK-ORANGE STRIPE    | 775     | HEATER & A/C CONTROL SW. (DEFOG) TO DEFROST CONT. SOLENOID          | WHITE-PINK STRIPE      |
| 592     | STOPLAMP SW. TO SPEED CONTROL RELAY                                          | LT BLUE-WHITE HASH     | 776     | CLIMATE CONTROL BOX TO HIGH BLOWER RELAY                            | ORANGE-BLACK DOT       |
| 593     | SPEED CONTROL ACTUATOR TO CUTOUT RELAY                                       | YELLOW BASE            | 780     | ENGINE ALARM RELAY (OIL PRESS.) "F" TERM. TO "A" TERM. IGNITION SW. | RED BASE               |
| 596     | PRIMER SW. TO OIL PRESSURE SAFETY SWITCH                                     | BLACK-ORANGE DOT       | 787     | FUEL PUMP SAFETY SWITCH TO FUEL PUMP MOTOR                          | PINK-BLACK HASH        |
| 597     | COIL TERM. OF IGN. SW. TO OIL PRESSURE SAFETY SWITCH                         | RED BASE               | 788     | REHEAT AMPLIFIER TO HEAT DUCT THERMISTOR                            | RED-ORANGE DOT         |
| 598     | COIL TERM. OF IGN. SW. TO FUEL PUMP PRIMER SWITCH                            | PINK-YELLOW STRIPE     | 790     | HEATER & A/C CONTROL SW. TO INST. PANEL THERMISTOR                  | WHITE-ORANGE STRIPE    |
| 600     | FEED TO FAILURE SWITCH                                                       | DK BLUE BASE           | 797     | BATTERY FEED TO STEREO                                              | LT GREEN-PURPLE STRIPE |
| 601     | BRAKE SKID CONTROL MODULE FEED                                               | LT BLUE-PINK STRIPE    | 804     | SPEAKER VOICE COIL FEED-FRONT (LEFT CHANNEL)                        | ORANGE-LT GREEN HASH   |
| 602     | COIL TERM. OF IGN. SW. TO BRAKE SKID CONTROL MODULE                          | RED-LT GREEN HASH      | 805     | SPEAKER VOICE COIL FEED-FRONT (RIGHT CHANNEL)                       | WHITE-LT GREEN HASH    |
| 603     | FAILURE WARNING LIGHT                                                        | DK GREEN BASE          | 806     | SPEAKER VOICE COIL FEED-REAR (RIGHT CHANNEL)                        | PINK-LT BLUE STRIPE    |
| 604     | SKID CONTROL MODULE TO RH WHEEL SENSOR HI                                    | ORANGE-RED HASH        | 807     | SPEAKER VOICE COIL FEED-REAR (LEFT CHANNEL)                         | PINK-LT GREEN STRIPE   |
| 605     | SOLENOID                                                                     | RED BASE               | 808     | SELECTOR SWITCH TO FUEL TANK SOLENOID VALVE                         | BROWN-ORANGE STRIPE    |
| 626     | OPEN DOOR WARNING LAMP FEED                                                  | PINK-YELLOW HASH       | 810     | STOPLAMP SW. TO STOPLAMP                                            | RED-LT GREEN HASH      |
| 627     | OPEN DOOR WARNING LAMP TO OPEN DOOR WARNING SWITCH                           | BLACK-ORANGE HASH      | 817     | INDICATOR RELAY TO RH TURN LAMP                                     | TAN-LT BLUE HASH       |
| 632     | IGN. SW. COIL TERM. TO OIL TEMP. WARNING LAMP SW. TO OIL TEMP. WARNING RELAY | BLACK BASE             |         |                                                                     |                        |
|         | TEMP. WARNING RELAY TO OIL TEMP. WARNING LAMP                                | LT BLUE BASE           |         |                                                                     |                        |
|         | TEMP. WARNING SWITCH                                                         | LT GREEN BASE          |         |                                                                     |                        |
|         | TEMP. SW. (COLD)                                                             | RED-YELLOW HASH        |         |                                                                     |                        |
|         | TEMP. SW. (HOT)                                                              | WHITE-LT GREEN STRIPE  |         |                                                                     |                        |
|         |                                                                              | RED-BLACK DOT          |         |                                                                     |                        |

**100% SATISFACTION GUARANTEED**

**BUY IT NOW!**

**Click Here To Order**

## CAR STANDARD WIRE COLOR CODE CHART (CONTINUED)

| CIRCUIT | DESCRIPTION                                                                 | COLOR                  | CIRCUIT | DESCRIPTION                                      | COLOR                  |
|---------|-----------------------------------------------------------------------------|------------------------|---------|--------------------------------------------------|------------------------|
| 818     | INDICATOR RELAY TO LH TURN LAMP                                             | TAN-WHITE HASH         | 933     | ESC SWITCH TO ESC VALVE CONTROL                  | LT GREEN-BLACK HASH    |
| 822     | SPEAKER VOICE COIL FEED                                                     | BLACK-LT GREEN DOT     | 934     | EMISSION SPEED SENSOR TO MODULATOR CONTROL       | TAN-WHITE STRIPE       |
| 823     | RADIO TO FADER CONTROL                                                      | LT GREEN BASE          | 939     | MODULATOR TO THERMO. SWITCH                      | TAN-BLACK HASH         |
| 848     | BALLAST RESISTOR "E" TERM. TO TRANSISTOR UNIT "E" TERM.                     | RED-ORANGE DOT         | 941     | WASHER PUMP MOTOR FEED                           | BLACK-WHITE STRIPE     |
| 850     | BALLAST RESISTOR COIL TERM. TO IGNITION COIL BATT. TERM.                    | LT BLUE-WHITE DOT      | 943     | TRACTOR TRAILER RELAY "B" FEED                   | DK GREEN-PURPLE HASH   |
| 851     | TRANSISTOR UNIT "B" TERM. TO DISTRIBUTOR                                    | LT GREEN BASE          | 946     | REAR WASHER PUMP FEED                            | PURPLE-LT GREEN HASH   |
| 852     | TRANSISTOR UNIT "C" TERM. TO BALLAST RESISTOR "C" TERM.                     | LT BLUE-PINK HASH      | 950     | WASHER CONTROL SWITCH FEED                       | WHITE-BLACK STRIPE     |
| 853     | COIL TERM. IGN. SW. TO BALLAST RESISTOR "E" TERM.                           | RED-ORANGE HASH        | 955     | W/S WIPER MOTOR ARM RH TO W/S WIPER SWITCH       | RED-ORANGE STRIPE      |
| 854     | C.S. RELAY TO STARTER SOLENOID "I" TERM.                                    | BROWN-YELLOW HASH      | 956     | W/S WIPER SWITCH TO W/S WIPER MOTOR FIELD RH     | LT GREEN-ORANGE STRIPE |
| 858     | MAKE READY SWITCH TO BRAKE PEDAL PAD SWITCH                                 | PINK-ORANGE HASH       | 960     | AUX. HEATER FEED TO SWITCH                       | RED-YELLOW DOT         |
| 859     | BRAKE PEDAL PAD SWITCH TO CONTROL RELAY TERM. # 4                           | YELLOW BASE            | 962     | DIFF. TEMP. SWITCH TO FRONT DIFF.                | RED-LT GREEN DOT       |
| 860     | MAKE READY SWITCH TO SET SPEED SWITCH                                       | PURPLE-WHITE STRIPE    | 963     | DIFF. TEMP. TO REAR DIFF.                        | DK GREEN-LT GREEN HASH |
| 861     | RETARD SWITCH TO CONTROL RELAY TERM. # 7                                    | LT BLUE-WHITE STRIPE   | 975     | TRANSMISSION TEMPERATURE LAMP INDICATOR FEED     | RED-BLACK HASH         |
| 863     | BRAKE SWITCH TO HOLDING RELAY                                               | BLACK-YELLOW STRIPE    | 976     | FUSE PANEL TO FUEL GAGE INDICATOR                | BLACK-LT GREEN DOT     |
| 869     | RETARD VALVE TO CONTROL RELAY TERM. # 1                                     | LT GREEN-YELLOW STRIPE | 977     | BRAKE WARNING SWITCH TO INDICATOR LAMP           | PURPLE-WHITE STRIPE    |
| 870     | EMERGENCY STOP LAMP SWITCH TO TRACTOR-TRAILER PLUG                          | RED BASE               | 978     | SEAT REGULATOR SWITCH TO FRONT MOTOR (LH)        | YELLOW-LT BLUE STRIPE  |
| 883     | AIR COND CONTROL RELAY FEED                                                 | PINK-LT BLUE HASH      | 979     | SEAT REGULATOR SWITCH TO FRONT MOTOR (LH)        | RED-LT BLUE STRIPE     |
| 904     | (COIL) OR (ACCY) TERM. OF IGNITION SW. TO ALTERNATOR REGULATOR (IGN. TERM.) | LT GREEN-RED STRIPE    | 980     | SEAT REGULATOR SWITCH TO HORZ. MOTOR (LH)        | YELLOW-WHITE STRIPE    |
| 914     | SPEED REGULATOR SWITCH FEED                                                 | DK GREEN-ORANGE STRIPE | 981     | SEAT REGULATOR SWITCH TO HORZ. MOTOR (LH)        | RED-WHITE STRIPE       |
| 917     | VENT SWITCH TO BLOWER MOTOR LO                                              | PINK-LT GREEN HASH     | 982     | SEAT REGULATOR SWITCH TO REAR MOTOR (LH)         | YELLOW-LT GREEN STRIPE |
| 920     | BRAKE SWITCH TO SPEED CONTROL REG.                                          | WHITE-YELLOW HASH      | 983     | SEAT REGULATOR SWITCH TO REAR MOTOR (LH)         | RED-LT GREEN STRIPE    |
| 923     | SPEED CONTROL SWITCH TO SPEED REG. SOLENOID                                 | PURPLE BASE            | 984     | SEAT REGULATOR SWITCH TO FRONT MOTOR (RH)        | YELLOW-LT BLUE DOT     |
| 924     | HOLDING RELAY TO SPEED CONTROL SWITCH FEED                                  | RED BASE               | 985     | SEAT REGULATOR SWITCH TO FRONT MOTOR (RH)        | RED-LT BLUE DOT        |
| 925     | SPEED CONTROL SWITCH TO SPEED REG. COUPLING COIL                            | WHITE-ORANGE STRIPE    | 986     | SEAT REGULATOR SWITCH TO HORZ. MOTOR (RH)        | YELLOW-WHITE DOT       |
|         |                                                                             |                        | 987     | SEAT REGULATOR SWITCH TO HORZ. MOTOR (RH)        | RED-WHITE DOT          |
|         |                                                                             |                        | 988     | SEAT REGULATOR SWITCH TO REAR MOTOR (RH)         | YELLOW-LT GREEN DOT    |
|         |                                                                             |                        | 989     | SEAT REGULATOR SWITCH TO REAR MOTOR (RH)         | RED-LT GREEN DOT       |
|         |                                                                             |                        | 990     | SEAT REGULATOR SWITCH TO FRONT MOTOR (LH)        | YELLOW-LT BLUE HASH    |
|         |                                                                             |                        | 993     | INTERMITTENT GOVERNOR TO WINDSHIELD WIPER SWITCH | BROWN-WHITE STRIPE     |



### BUY IT NOW!

Click Here To Order







## CAR STANDARD COLOR CODE CHART (BY COLOR)

| BASE  | STRIPE   | HASH     | DOT | CIRCUIT | DESCRIPTION                                                          |
|-------|----------|----------|-----|---------|----------------------------------------------------------------------|
|       |          |          |     | 48      | BLIND CIRCUIT TERM IN HARNESS CANNOT BE CHECKED FOR CONT (COLOR OPT) |
| BLACK |          |          |     | 57      | GROUND CIRCUIT                                                       |
| BLACK |          |          |     | 188     | CIRCUIT BRKR. TO HEADLAMP SW. BATT. TERM.                            |
| BLACK |          |          |     | 207     | MARKER LAMP SWITCH TO MARKER LAMPS                                   |
| BLACK |          |          |     | 254     | HIGH TERMINAL 3 SPEED AXLE SWITCH TO SOLENOID VALVE REAR TANDEM      |
| BLACK |          |          |     | 505     | HEADLAMP DIMMER SWITCH TO HEADLAMP DIMMER AMPLIFIER                  |
| BLACK |          |          |     | 632     | IGN. SW. COIL TERM. TO OIL TEMP. WARNING LAMP                        |
| BLACK | LT BLUE  |          |     | 53      | COURTESY LAMP SWITCH TO COURTESY LAMP                                |
| BLACK | LT GREEN |          |     | 30      | CONSTANT VOLTAGE UNIT AND INDICATOR LAMPS FEED                       |
| BLACK | LT GREEN |          |     | 364     | BLOWER MOTOR RELAY FEED                                              |
| BLACK | ORANGE   |          |     | 38      | POWER SUPPLY TO BATTERY                                              |
| BLACK | ORANGE   |          |     | 591     | SPEED CONTROL RELAY TO SPEED REGULATOR                               |
| BLACK | PINK     |          |     | 55      | CARGO LAMP SW. TO CARGO LAMP                                         |
| BLACK | PINK     |          |     | 140     | BACK UP LAMP                                                         |
| BLACK | WHITE    |          |     | 88      | INSTUMENT PANEL LAMP SWITCH FEED                                     |
| BLACK | WHITE    |          |     | 171     | CIRCUIT BREAKER TO SEAT LATCH RELAY                                  |
| BLACK | WHITE    |          |     | 517     | CIRCUIT BREAKER (LOAD TERM) TO CONTROL SW. (BATT. TERM)              |
| BLACK | WHITE    |          |     | 526     | CIRCUIT BREAKER TO MARKER LAMP SW. FEED                              |
| BLACK | WHITE    |          |     | 684     | TRACTOR-TRAILER RELAY A TERM. TO MARKER LAMP SW.                     |
| BLACK | WHITE    |          |     | 941     | WASHER PUMP MOTOR FEED                                               |
| BLACK | YELLOW   |          |     | 111     | WARNING LAMP TO LIGHTS ON RELAY                                      |
| BLACK | YELLOW   |          |     | 863     | BRAKE SWITCH TO HOLDING RELAY                                        |
| BLACK |          | LT BLUE  |     | 41      | WARNING LAMP FEED                                                    |
| BLACK |          | LT GREEN |     | 297     | ACCY. FEED FROM IGNITION SWITCH                                      |
|       |          |          |     | 627     | OPEN DOOR WARNING LAMP TO OPEN DOOR WARNING SWITCH                   |
|       |          |          |     | 158     | KEY WARNING SWITCH TO BUZZER                                         |
|       |          |          |     | 287     | SPEAKER VOICE COIL RETURN                                            |



**BUY IT NOW!**

**Click Here To Order** 







## CAR STANDARD COLOR CODE CHART (BY COLOR) (Cont'd)

| BASE    | STRIPE   | HASH   | DOT      | CIRCUIT | DESCRIPTION                                                     |
|---------|----------|--------|----------|---------|-----------------------------------------------------------------|
| BLACK   |          | WHITE  |          | 587     | WINDSHIELD WIPER INTERMITTENT GOVERNOR FEED                     |
| BLACK   |          | YELLOW |          | 347     | COMPRESSOR CLUTCH FEED                                          |
| BLACK   |          |        | LT BLUE  | 127     | COURTESY LAMP SW. TO C PILLAR LAMPS                             |
| BLACK   |          |        | LT GREEN | 60      | CONSTANT VOLIAGE UNIT TO GAGE                                   |
| BLACK   |          |        | LT GREEN | 536     | BLOWER MOTOR RELAY (LOAD TERM) TO BLOWER MOTOR                  |
| BLACK   |          |        | LT GREEN | 822     | SPEAKER VOICE COIL FEED                                         |
| BLACK   |          |        | LT GREEN | 976     | FUSE PANEL TO FUEL GAGE INDICATOR                               |
| BLACK   |          |        | ORANGE   | 80      | ENGINE COMPARTMENT LAMP FEED                                    |
| BLACK   |          |        | ORANGE   | 126     | COURTESY LAMP SW. TO INSTR. PANEL COURTESY LAMP                 |
| BLACK   |          |        | ORANGE   | 596     | PRIMER SW. TO OIL PRESSURE SAFETY SWITCH                        |
| BLACK   |          |        | PINK     | 28      | WINDSHIELD WIPER SW. TO WINDSHIELD WIPER MOTOR                  |
| BLACK   |          |        | PINK     | 141     | TWO OR THREE SPEED AXLE SWITCH TO TWO OR THREE SPEED AXLE MOTOR |
| BLACK   |          |        | WHITE    | 51      | SEAT REG. CONTROL SWITCH FEED                                   |
| BLACK   |          |        | YELLOW   | 112     | WARNING LAMP RELAY FEED                                         |
| BLACK   |          |        | YELLOW   | 175     | TOP CONTROL SWITCH OR RELAY FEED                                |
| DK BLUE |          |        |          | 1       | HORN SWITCH CONTROL                                             |
| DK BLUE |          |        |          | 212     | AUXILIARY CIRCUIT FEED TO TRACTOR TRAILER PLUG                  |
| DK BLUE |          |        |          | 600     | FEED TO FAILURE SWITCH                                          |
| DK BLUE | LT GREEN |        |          | 249     | HEATER & A/C CONTROL SW. (LO-NORM) TO CLIMATE CONTROL UNIT      |
| DK BLUE | ORANGE   |        |          | 56      | WINDSHIELD WIPER SW. TO WINDSHIELD WIPER MOTOR                  |
| DK BLUE | WHITE    |        |          | 590     | INTERMITTENT GOVERNOR TO W/S WIPER SWITCH                       |
| DK BLUE | YELLOW   |        |          | 191     | DEFOGGER SW. TO DEFOGGER MOTOR                                  |
| DK BLUE |          | ORANGE |          | 24      | ANTI THEFT SWITCH ARM                                           |
| DK BLUE |          | WHITE  |          | 504     | FUSE HOLDER TO HEADLAMP DIMMER AMPLIFIER                        |
|         |          |        |          | 751     | BLOWER MOTOR SPEED CONTROLLER TO RESISTOR #3 (MED.)             |
|         |          |        | LT GREEN | 21      | EMA CONTROL TO SPARK RETARD SWITCH                              |
|         |          |        | WHITE    | 86      | SEAT BELT WARNING TIMER TO R.F. SEAT SENSOR                     |



BUY IT NOW!

Click Here To Order









## CAR STANDARD COLOR CODE CHART (BY COLOR) (Cont'd)

| BASE    | STRIPE | HASH   | DOT    | CIRCUIT | DESCRIPTION                                                      |
|---------|--------|--------|--------|---------|------------------------------------------------------------------|
| DK BLUE |        |        | YELLOW | 83      | INTERLOCK MODULE TO CENTER BUCKLE SWITCH                         |
| LT BLUE |        |        |        | 44      | TURN SIGNAL FLASHER TO TURN SIGNAL SWITCH                        |
| LT BLUE |        |        |        | 66      | AIR SHIFT SWITCH TO INDICATOR LAMP1                              |
| LT BLUE |        |        |        | 106     | OVERDRIVE SOLENOID TO OVERDRIVE RELAY                            |
| LT BLUE |        |        |        | 503     | HEADLAMP DIMMER RELAY TO FUSE HOLDER                             |
| LT BLUE |        |        |        | 634     | OIL TEMP. WARNING RELAY TO OIL TEMP. WARNING LAMP                |
| LT BLUE | BLACK  |        |        | 22      | BRAKE FEED                                                       |
| LT BLUE | ORANGE |        |        | 104     | OVERDRIVE KICKDOWN SW. TO OVERDRIVE SOLENOID                     |
| LT BLUE | ORANGE |        |        | 767     | AMBIENT SENSOR TO INST. PANEL THERMISTOR                         |
| LT BLUE | PINK   |        |        | 601     | BRAKE SKID CONTROL MODULE FEED                                   |
| LT BLUE | RED    |        |        | 19      | INSTRUMENT PANEL LAMPS FEED                                      |
| LT BLUE | WHITE  |        |        | 40      | CIGAR LIGHTER FEED                                               |
| LT BLUE | WHITE  |        |        | 861     | RETARD SWITCH TO CONTROL RELAY TERM. #7                          |
| LT BLUE | YELLOW |        |        | 241     | DE-ICE SOLENOID CONTROL                                          |
| LT BLUE |        | BLACK  |        | 151     | SPEED CONTROL ON-OFF SWITCH TO AMPLIFIER                         |
| LT BLUE |        | ORANGE |        | 269     | HEATER BLOWER MOTOR TO SWITCH (MEDIUM)                           |
| LT BLUE |        | PINK   |        | 852     | TRANSISTOR UNIT C TERM. TO BALLAST RESISTOR C TERM.              |
| LT BLUE |        | RED    |        | 255     | AXLE LOCKOUT DIFFERENTIAL SWITCH FEED                            |
| LT BLUE |        | RED    |        | 365     | FUEL LEVEL WARNING RELAY FEED                                    |
| LT BLUE |        | WHITE  |        | 592     | STOPLAMP SW. TO SPEED CONTROL RELAY                              |
| LT BLUE |        | YELLOW |        | 769     | HEATER & A/C CONTROL SW. (HI & LO NORM) TO BLOWER MTR. SW. RELAY |
| LT BLUE |        |        | BLACK  | 400     | SAFETY RELAY LOAD TERM. TO WIND. REG. SW. FEED                   |
| LT BLUE |        |        | WHITE  | 850     | BALLAST RESISTOR COIL TERM. TO IGN. COIL BATT. TERM.             |
|         |        |        |        | 14      | HEADLAMP SWITCH TO TAIL LAMPS AND SIDE MARKER LAMPS              |
|         |        |        |        | 138     | DOOR JAMB SWITCH TO LIGHTS ON RELAY                              |
|         |        |        |        | 186     | DEFOGGER SW. TO DEFOGGER MOTOR                                   |
|         |        |        |        | 245     | POWER SERVO TO CLIMATE CONTROL UNIT (AMP)                        |


**BUY IT NOW!**  
 Click Here To Order 







## CAR STANDARD COLOR CODE CHART (BY COLOR) (Cont'd)

| BASE  | STRIPE  | HASH     | DOT     | CIRCUIT | DESCRIPTION                                               |
|-------|---------|----------|---------|---------|-----------------------------------------------------------|
| BROWN | ORANGE  |          |         | 181     | BLOWER MOTOR FEED                                         |
| BROWN | ORANGE  |          |         | 369     | VACUUM SOLENOID TO TEMP. SW.                              |
| BROWN | ORANGE  |          |         | 808     | SELECTOR SWITCH TO FUEL TANK SOLENOID VALVE               |
| BROWN | PINK    |          |         | 262     | STARTING MOTOR RELAY TO IGN. COIL I TERM.                 |
| BROWN | WHITE   |          |         | 182     | THERMOSTAT SWITCH FEED                                    |
| BROWN | WHITE   |          |         | 379     | TURN SIGNAL SWITCH TO RH CORNERING LAMP                   |
| BROWN | WHITE   |          |         | 674     | SELECTOR SW. TO RIGHT HAND PUMP MOTOR                     |
| BROWN | WHITE   |          |         | 755     | BLOWER MOTOR SWITCH RELAY TO RESISTOR (LOW SPEED)         |
| BROWN | WHITE   |          |         | 993     | INTERMITTENT GOVERNOR TO WINDSHIELD WIPER SWITCH          |
| BROWN | YELLOW  |          |         | 125     | MAP LAMP SWITCH TO RH MAP LAMP                            |
| BROWN | YELLOW  |          |         | 399     | HEATER BLOWER SWITCH FEED                                 |
| BROWN |         | LT GREEN |         | 149     | SERVO FEEDBACK POTENTIOMETER BASE TO AMPLIFIER            |
| BROWN |         | PINK     |         | 485     | IGNITION SWITCH ACCY. TERM. TO DECK LID OPEN WARNING LAMP |
| BROWN |         | WHITE    |         | 672     | SELECTOR SW. TO LEFT HAND PUMP MOTOR                      |
| BROWN |         | YELLOW   |         | 854     | C.S. RELAY TO STARTER SOLENOID I TERM.                    |
| BROWN |         |          | LT BLUE | 85      | SEAT BELT WARNING TIMER TO L.F. RETRACTOR SWITCH          |
| BROWN |         |          | ORANGE  | 116     | VACUUM DOOR LOCK SWITCH TO SOLENOID (UNLOCK)              |
| BROWN |         |          | PINK    | 683     | M/I SW. R TERM. TO TRACTOR-TRAILER RELAY F TERM.          |
| BROWN |         |          | WHITE   | 486     | DECK LID OPEN WARNING LAMP TO DECK LID OPEN SWITCH        |
| BROWN |         |          | YELLOW  | 81      | EMISSION CONTROL VALVE TO SWITCH                          |
| GRAY  |         |          |         | 502     | HEADLAMP DIMMER RELAY TO HEADLAMP DIMMER SWITCH           |
| GRAY  | BLACK   |          |         | 401     | LIMIT SW. TO BACK WINDOW REG. MOTOR                       |
| GRAY  | LT BLUE |          |         | 688     | HTD BACKLITE SW TO TIME DELAY RELAY                       |
| GRAY  | ORANGE  |          |         | 686     | HEAD LP TIME DELAY CONTROL RELAY TO CIR. BREAKER          |
|       |         |          |         | 402     | WINDOW REG. SW TO BACK WINDOW REG MOTOR                   |
|       |         |          |         | 403     | WINDOW REG. SW. TO WIND. REG. MOTOR                       |
|       |         |          |         | 687     | ACC FEED                                                  |



BUY IT NOW!

Click Here To Order



## CAR STANDARD COLOR CODE CHART (BY COLOR) (Cont'd)

| BASE     | STRIPE   | HASH     | DOT    | CIRCUIT | DESCRIPTION                                                 |
|----------|----------|----------|--------|---------|-------------------------------------------------------------|
| GRAY     |          | BLACK    |        | 145     | SERVO SOURCE VACUUM SOLENOID TO CONTROL TRANSISTOR          |
| DK GREEN |          |          |        | 65      | WINDSHIELD WIPER SW. TO WINDSHIELD WIPER MOTOR              |
| DK GREEN |          |          |        | 282     | TURN SIGNAL SW. TO RH REAR TURN SIGNAL LAMP                 |
| DK GREEN |          |          |        | 603     | FAILURE WARNING LITE                                        |
| DK GREEN | LT GREEN |          |        | 450     | SEAT BELT WARNING INDICATOR LAMP FEED                       |
| DK GREEN | ORANGE   |          |        | 914     | SPEED REGULATOR SWITCH FEED                                 |
| DK GREEN | PURPLE   |          |        | 25      | ANTI THEFT SWITCH DIS ARM                                   |
| DK GREEN | WHITE    |          |        | 150     | SENSOR SIGNAL TO AMPLIFIER                                  |
| DK GREEN | YELLOW   |          |        | 746     | ANTENNA SWITCH TO POWER ANTENNA (DOWN)                      |
| DK GREEN |          | LT GREEN |        | 963     | DIFF. TEMP. TO REAR DIFFERENTIAL                            |
| DK GREEN |          | ORANGE   |        | 773     | HEATER & A/C CONTROL SW. (TEMP. SELECTOR) TO REHEAT AMPL.   |
| DK GREEN |          | PURPLE   |        | 943     | TRACTOR TRAILER RELAY B FEED                                |
| DK GREEN |          | WHITE    |        | 475     | STOPLAMP SW. TO STOPLAMP RELAY (COIL TERM)                  |
| DK GREEN |          | YELLOW   |        | 142     | TWO OR THREE SPEED AXLE SWITCH FEED                         |
| DK GREEN |          |          | WHITE  | 367     | FUEL LEVEL RECEIVER TO FUEL LEVEL WARNING RELAY (REC. TERM) |
| DK GREEN |          |          | YELLOW | 11      | ELECTRONIC SWITCH TO IGNITION COIL NEG TERMINAL             |
| LT GREEN |          |          |        | 74      | RELAY B TERMINAL TO LAMP (WATER)                            |
| LT GREEN |          |          |        | 115     | VACUUM DOOR LOCK SWITCH TO SOLENOID (LOCK)                  |
| LT GREEN |          |          |        | 129     | GLOW PLUG SWITCH FEED                                       |
| LT GREEN |          |          |        | 387     | READING LAMP SWITCH TO READING LAMP (LH)                    |
| LT GREEN |          |          |        | 469     | SEAT BELT WARNING SWITCH FEED                               |
| LT GREEN |          |          |        | 511     | STOPLAMP SW. TO TURN SIGNAL SW.                             |
| LT GREEN |          |          |        | 568     | ALTERNATOR RELAY TO ALTERNATOR REGULATOR                    |
| GREEN    |          |          |        | 635     | OIL TEMP. WARNING LAMP TO OIL TEMP. WARNING SWITCH          |
|          |          |          |        | 673     | SLECTOR SW. TO LEFT FUEL GAGE                               |
|          |          |          |        | 823     | RADIO TO FADER CONTROL                                      |
|          |          |          |        | 851     | TRANSISTOR UNIT B TERM. TO DISTRIBUTOR                      |



**BUY IT NOW!**

**Click Here To Order** 






## CAR STANDARD COLOR CODE CHART (BY COLOR) (Cont'd)

| BASE     | STRIPE | HASH   | DOT    | CIRCUIT | DESCRIPTION                                                   |
|----------|--------|--------|--------|---------|---------------------------------------------------------------|
| LT GREEN | BLACK  |        |        | 12      | HEADLAMP DIMMER SWITCH TO HIGH BEAMS                          |
| LT GREEN | BLACK  |        |        | 444     | SEQUENTIAL LHREAR OUTBOARD TURN SIGNAL LAMP                   |
| LT GREEN | ORANGE |        |        | 9       | LH REAR TURN SIGNAL LAMP                                      |
| LT GREEN | ORANGE |        |        | 442     | SEQUENTIAL LH REAR INBOARD TURN SIGNAL LAMP                   |
| LT GREEN | ORANGE |        |        | 956     | W/SHIELD WIPER SW. TO W/SHIELD WIPER MOTOR FIELD RH           |
| LT GREEN | PURPLE |        |        | 797     | BATTERY FEED TO STEREO                                        |
| LT GREEN | RED    |        |        | 443     | SEQUENTIAL LHREAR CENTER TURN SIGNAL LAMP                     |
| LT GREEN | RED    |        |        | 675     | SELECTOR SW. TO RIGHT FUEL GAGE                               |
| LT GREEN | RED    |        |        | 904     | (COIL) OR (ACCY.) TERM. OF IGN. SW. TO ALT. REG. (IGN. TERM.) |
| LT GREEN | WHITE  |        |        | 3       | LH FRONT TURN SIGNAL LAMP                                     |
| LT GREEN | YELLOW |        |        | 54      | INTERIOR LAMP SWITCH FEED                                     |
| LT GREEN | YELLOW |        |        | 869     | RETARD VALVE TO CONTROL RELAY TERM. #1                        |
| LT GREEN |        | BLACK  |        | 933     | ESC SWITCH TO ESC VALVE CONTROL                               |
| LT GREEN |        | ORANGE |        | 243     | POWER SERVO TO CLIMATE CONTROL UNIT (MODE)                    |
| LT GREEN |        | PURPLE |        | 75      | STARTING MOTOR RELAY TO SERIES PARALLEL SW. (#1 TERM)         |
| LT GREEN |        | PURPLE |        | 348     | THERMOSTATIC SW. TO AIR COND. SW. SELECTOR TERM.              |
| LT GREEN |        | RED    |        | 10      | STOPLAMP SWITCH FEED                                          |
| LT GREEN |        | WHITE  |        | 754     | BLOWER MOTOR SPEED CONTROLLER TO RESISTOR #1 (MED.)           |
| LT GREEN |        | YELLOW |        | 455     | CIRCUIT BREAKER TO FUEL VALVE                                 |
| LT GREEN |        | YELLOW |        | 765     | HEATER AND A/C CONTROL SW. TO REHEAT & A/C FEED               |
| LT GREEN |        | YELLOW |        | 768     | REFERENCE SENSOR TO HEAT DUCT THERMISTOR                      |
| LT GREEN |        |        | RED    | 162     | EMERG. BRAKE WARNING LAMP TO EMERG. BRAKE SWITCH              |
| LT GREEN |        |        | YELLOW | 7       | SEAT SWITCH ARM TERM TO RELAY FIELD TERM                      |
|          | ORANGE |        |        | 172     | RELAY TO SEAT LATCH SOLENOID                                  |
|          |        |        |        | 250     | HEATER & A/C CONTROL SW. (LO-NORM) TO POWER SERVO             |
|          |        |        |        | 589     | WINDSHIELD WIPER SWITCH TO INTERMITTENT GOVERNOR GROUND       |
|          |        |        |        | 261     | BLOWER MOTOR TO SWITCH - HI                                   |

**SATISFACTION 100% GUARANTEED**

**BUY IT NOW!**

**Click Here To Order**

PayPal American Express Discover MasterCard VISA

## CAR STANDARD COLOR CODE CHART (BY COLOR) (Cont'd)

| BASE   | STRIPE   | HASH     | DOT      | CIRCUIT | DESCRIPTION                                              |
|--------|----------|----------|----------|---------|----------------------------------------------------------|
| ORANGE | BLACK    |          |          | 697     | SPEED REG. SW. OFF POSITION TO ON & OFF RELAY            |
| ORANGE | LT BLUE  |          |          | 5       | RH REAR TURN SIGNAL LAMP                                 |
| ORANGE | LT BLUE  |          |          | 35      | ALTERNATOR REGULATOR F TERM. TO ALTERNATOR               |
| ORANGE | LT BLUE  |          |          | 445     | SEQUENTIAL RH REAR INBOARD TURN SIGNAL LAMP              |
| ORANGE | LT GREEN |          |          | 89      | GLOW PLUG TO GLOW PLUG SWITCH                            |
| ORANGE | LT GREEN |          |          | 459     | INDICATOR RELAY TO FLASHER                               |
| ORANGE | RED      |          |          | 447     | SEQUENTIAL RH REAR OUTBOARD TURN SIGNAL LAMP             |
| ORANGE | RED      |          |          | 515     | RESISTOR TO BLOWER MOTOR (#1)                            |
| ORANGE | WHITE    |          |          | 381     | MOVABLE STEERING COLUMN SOLENOID TO COURTESY LAMP SWITCH |
| ORANGE | WHITE    |          |          | 446     | SEQUENTIAL RH REAR CENTER TURN SIGNAL LAMP               |
| ORANGE | YELLOW   |          |          | 8       | TURN SIGNAL FLASHER FEED                                 |
| ORANGE |          | BLACK    |          | 458     | TURN SIGNAL SWITCH TO INDICATOR RELAY                    |
| ORANGE |          | LT BLUE  |          | 43      | LOW AIR BUZZER FEED                                      |
| ORANGE |          | LT GREEN |          | 73      | LOW AIR BUZZER TO LOW AIR BUZZER SWITCH                  |
| ORANGE |          | LT GREEN |          | 804     | SPEAKER VOICE COIL FEED-FRONT (LEFT CHANNEL)             |
| ORANGE |          | RED      |          | 604     | SKID CONTROL MODULE TO RH WHEEL SENSOR HI                |
| ORANGE |          | YELLOW   |          | 144     | AMPLIFIER TO SERVO TRANSUCER FEED                        |
| ORANGE |          |          | BLACK    | 776     | CLIMATE CONTROL BOX TO HIGH BLOWER RELAY                 |
| ORANGE |          |          | LT GREEN | 27      | EMA CONTROL TO EGR SWITCH                                |
| ORANGE |          |          | YELLOW   | 18      | SEAT SWITCH TO RELAY FIELD TERM                          |
| PINK   |          |          |          | 194     | WINDOW REG RELAY ACCY FEED                               |
| PINK   | BLACK    |          |          | 474     | STOPLAMP RELAY FEED                                      |
| PINK   | BLACK    |          |          | 787     | FUEL PUMP SAFETY SWITCH TO FUEL PUMP MOTOR               |
|        |          |          |          | 806     | SPEAKER VOICE COIL FEED-REAR (RIGHT CHANNEL)             |
|        |          |          |          | 807     | SPEAKER VOICE COIL FEED-REAR (LEFT CHANNEL)              |
|        |          |          |          | 487     | READING LAMP SWITCH TO READING LAMP                      |
|        |          |          |          | 173     | DOOR SWITCH TO SEAT LATCH RELAY (COIL TERM)              |

**100% SATISFACTION GUARANTEED**

**BUY IT NOW!**

**Click Here To Order**

## CAR STANDARD COLOR CODE CHART (BY COLOR)(Cont'd)

| BASE   | STRIPE   | HASH     | DOT      | CIRCUIT | DESCRIPTION                                                  |
|--------|----------|----------|----------|---------|--------------------------------------------------------------|
| PINK   | YELLOW   |          |          | 598     | COIL TERM. OF IGN. SW. TO FUEL PUMP PRIMER SWITCH            |
| PINK   |          | LT BLUE  |          | 883     | AIR COND CONTROL RELAY FEED                                  |
| PINK   |          | LT GREEN |          | 917     | VENT SWITCH TO BLOWER MOTOR LO                               |
| PINK   |          | ORANGE   |          | 858     | MAKE READY SWITCH TO BRAKE PEDAL PAD SWITCH                  |
| PINK   |          | WHITE    |          | 371     | BLOWER MOTOR RELAY TO MOTOR                                  |
| PINK   |          | YELLOW   |          | 626     | OPEN DOOR WARNING LAMP FEED                                  |
| PINK   |          |          | BLACK    | 117     | DOOR LOCK MOTOR (LOCK)                                       |
| PINK   |          |          | LT GREEN | 120     | DOOR LOCK SWITCH (UNLOCK)                                    |
| PINK   |          |          | ORANGE   | 118     | DOOR LOCK MOTOR (UNLOCK)                                     |
| PINK   |          |          | YELLOW   | 119     | DOOR LOCK SWITCH (LOCK)                                      |
| PURPLE |          |          |          | 246     | POWER SERVO TO CLIMATE CONTROL UNIT (AMP)                    |
| PURPLE |          |          |          | 247     | POWER SERVO TO CLIMATE CONTROL UNIT (AMP)                    |
| PURPLE |          |          |          | 500     | HEADLAMP DIMMER SWITCH TO HEADLAMP DIMMER RELAY              |
| PURPLE |          |          |          | 923     | SPEED CONTROL SW. TO SPEED REG. SOLENOID                     |
| PURPLE | LT BLUE  |          |          | 405     | WINDOW REG. SW. TO BACK WIND. SW.                            |
| PURPLE | LT GREEN |          |          | 404     | WINDOW REG. SW. TO BACK WIND. SW.                            |
| PURPLE | ORANGE   |          |          | 131     | CIGAR LIGHTER LAMP FEED                                      |
| PURPLE | WHITE    |          |          | 860     | MAKE READY SWITCH TO SET SPEED SWITCH                        |
| PURPLE | WHITE    |          |          | 977     | BRAKE WARNING SWITCH TO INDICATOR LAMP                       |
| PURPLE | YELLOW   |          |          | 380     | TURN SIGNAL SWITCH TO LH CORNERING LAMP                      |
| PURPLE |          | LT BLUE  |          | 147     | AMPLIFIER FEEDBACK POTENTIOMETER FEED                        |
| PURPLE |          | LT GREEN |          | 946     | REAR WASHER PUMP FEED                                        |
| PURPLE |          | ORANGE   |          | 298     | FUSED ACCY FEED #2                                           |
| PURPLE |          | WHITE    |          | 520     | SEAT BELT WARNING LAMP TO WARNING LAMP SWITCH                |
| PURPLE |          |          |          | 84      | DECK LID SOLENOID FEED                                       |
| PURPLE |          |          | WHITE    | 758     | HEATER AND A/C CONTROL SW. (LO-NORM) TO RESISTOR (LOW RANGE) |
| PURPLE |          |          |          | 63      | WINDSHIELD WIPER SW. TO WINDSHIELD WIPER MOTOR               |



BUY IT NOW!

Click Here To Order



## CAR STANDARD COLOR CODE CHART (BY COLOR) (Cont'd)

| BASE | STRIPE   | HASH | DOT | CIRCUIT | DESCRIPTION                                                           |
|------|----------|------|-----|---------|-----------------------------------------------------------------------|
| RED  |          |      |     | 123     | TOP CONTROL SWITCH TO TOP CONT. MOTOR OR RELAY                        |
| RED  |          |      |     | 143     | TWO OR THREE SPEED AXLE SWITCH TO TWO OR THREE SPEED AXLE MOTOR       |
| RED  |          |      |     | 180     | HORIZONTAL SEAT REG. MOTOR TO RELAY                                   |
| RED  |          |      |     | 226     | LF WINDOW REG SW TO LF WINDOW REG MOTOR                               |
| RED  |          |      |     | 253     | INTERMEDIATE TERM 3 SPEED AXLE SWITCH TO SOLENOID VALVE FORWARD TANDE |
| RED  |          |      |     | 288     | BATTERY FEED TO STOPLAMP SWITCH                                       |
| RED  |          |      |     | 527     | HEADLAMP DIMMER SWITCH OVERRIDE TO RHEOSTAT                           |
| RED  |          |      |     | 597     | COIL TERM. OF IGN. SW. TO OIL PRESSURE SAFETY SWITCH                  |
| RED  |          |      |     | 605     | SOLENOID                                                              |
| RED  |          |      |     | 633     | IGN. SW. TO OIL TEMP. WARNING RELAY                                   |
| RED  |          |      |     | 780     | ENGINE ALARM RELAY (OIL PRESS.) F TERM. TO A TERM. IGN. SW.           |
| RED  |          |      |     | 870     | EMERGENCY STOP LAMP SWITCH TO TRACTOR-TRAILER PLUG                    |
| RED  |          |      |     | 924     | HOLDING RELAY TO SPEED CONTROL SW. FEED                               |
| RED  | BLACK    |      |     | 13      | HEADLAMP DIMMER SWITCH TO LOW BEAMS                                   |
| RED  | BLACK    |      |     | 314     | LEFT FRONT WINDOW REGULATOR SWITCH TO RIGHT FRONT WINDOW REGULATOR MO |
| RED  | LT BLUE  |      |     | 32      | STARTER CONTROL                                                       |
| RED  | LT BLUE  |      |     | 979     | SEAT REGULATOR SWITCH TO FRONT MOTOR (LH)                             |
| RED  | LT GREEN |      |     | 16      | IGNITION SWITCH TO IGNITION COIL BATT. TERMINAL                       |
| RED  | LT GREEN |      |     | 454     | IGN. SW. COIL TERM. TO CIRCUIT BREAKER                                |
| RED  | LT GREEN |      |     | 983     | SEAT REGULATOR SWITCH TO REAR MOTOR (LH)                              |
| RED  | ORANGE   |      |     | 655     | STARTING MOTOR RELAY SHUNT TO AMMETER                                 |
| RED  | ORANGE   |      |     | 955     | W/SHIELD WIPER MOTOR ARM RH TO W/S WIPER SWITCH                       |
| RED  | PINK     |      |     | 159     | DOOR JAMB SWITCH TO BUZZER                                            |
|      | PINK     |      |     | 745     | ANTENNA SWITCH TO POWER ANTENNA (UP)                                  |
|      |          |      |     | 39      | TEMP. GAGE TO TEMP. SENDING UNIT                                      |
|      |          |      |     | 153     | STARTING MOTOR RELAY TO FLASHER                                       |
|      |          |      |     | 757     | HEATER & A/C CONTROL SW. (HI-NORM) TO BLOWER MOTOR SW. RELAY          |



BUY IT NOW!

Click Here To Order






## CAR STANDARD COLOR CODE CHART (BY COLOR) (Cont'd)

| BASE | STRIPE | HASH     | DOT      | CIRCUIT | DESCRIPTION                                                           |
|------|--------|----------|----------|---------|-----------------------------------------------------------------------|
| RED  | WHITE  |          |          | 981     | SEAT REGULATOR SWITCH TO HORZ. MOTOR (LH)                             |
| RED  | YELLOW |          |          | 15      | HEADLAMP SWITCH TO HEADLAMP DIMMER SWITCH                             |
| RED  | YELLOW |          |          | 334     | WINDOW REG SW TO WINDOW REG MOTOR                                     |
| RED  |        | BLACK    |          | 320     | LEFT FRONT WINDOW REGULATOR SWITCH TO RIGHT REAR WINDOW REGULATOR MOT |
| RED  |        | BLACK    |          | 366     | FUEL WARNING RELAY CONTROL                                            |
| RED  |        | BLACK    |          | 975     | TRANSMISSION TEMPERATURE LAMP INDICATOR FEED                          |
| RED  |        | LT BLUE  |          | 317     | LEFT FRONT WINDOW REGULATOR SWITCH TO LEFT REAR WINDOW REGULATOR MOTO |
| RED  |        | LT GREEN |          | 602     | COIL TERM. OF IGN. SWITCH TO BRAKE SKID CONTROL MODULE                |
| RED  |        | LT GREEN |          | 810     | STOPLAMP SW. TO STOPLAMP                                              |
| RED  |        | ORANGE   |          | 260     | BLOWER MOTOR TO SWITCH - LO                                           |
| RED  |        | ORANGE   |          | 853     | COIL TERM. IGN. SW. TO BALLAST RESISTOR E TERM.                       |
| RED  |        | PINK     |          | 69      | COIL TERM. IGN. SW. TO FUEL SOLENOID                                  |
| RED  |        | WHITE    |          | 383     | EMERGENCY WARNING FLASHER FEED                                        |
| RED  |        | YELLOW   |          | 640     | WARNING LAMPS FEED                                                    |
| RED  |        |          | BLACK    | 647     | WATER TEMP. WARNING LAMP TO WATER TEMP. SWITCH (HOT)                  |
| RED  |        |          | LT BLUE  | 170     | WINDOW REGULATOR SWITCH FEED                                          |
| RED  |        |          | LT BLUE  | 648     | TACHOMETER                                                            |
| RED  |        |          | LT BLUE  | 985     | SEAT REGULATOR SWITCH TO FRONT MOTOR (RH)                             |
| RED  |        |          | LT GREEN | 766     | HEATER AND A/C CONTROL SW. (DE-FOG INLET AIR CONTROL SOLENOID         |
| RED  |        |          | LT GREEN | 962     | DIFF. TEMP. SW. TO FRONT DIFFERENTIAL                                 |
| RED  |        |          | LT GREEN | 989     | SEAT REGULATOR SWITCH TO REAR MOTOR (RH)                              |
| RED  |        |          | ORANGE   | 788     | REHEAT AMPLIFIER TO HEAT DUCT THERMISTOR                              |
| RED  |        |          | ORANGE   | 848     | BALLAST RESISTOR E. TERM. TO TRANSISTOR UNIT E TERM.                  |
| RED  |        |          | PINK     | 756     | HEATER AND A/C CONTROL SW. (HI-NORM) TO RESISTOR (LOW RANGE)          |
| RED  |        |          | WHITE    | 42      | SWITCH TO WARNING LAMP                                                |
| RED  |        |          | WHITE    | 987     | SEAT REGULATOR SWITCH TO HORZ. MOTOR (RH)                             |
| RED  |        |          | YELLOW   | 105     | OVERDRIVE KICKDOWN SWITCH TO OVERDRIVE RELAY                          |

**100% SATISFACTION GUARANTEED**

**BUY IT NOW!**

**Click Here To Order**

## CAR STANDARD COLOR CODE CHART (BY COLOR) (Cont'd)

| BASE | STRIPE   | HASH     | DOT      | CIRCUIT | DESCRIPTION                                                  |
|------|----------|----------|----------|---------|--------------------------------------------------------------|
| RED  |          |          | YELLOW   | 328     | WINDOW REG. MASTER CONT. SW. TO WIND. REG. SW. FEED          |
| RED  |          |          | YELLOW   | 960     | AUX. HEATER FEED TO SWITCH                                   |
| TAN  |          |          |          | 406     | WINDOW REG. SW. TO BACK WIND. AUX. SW.                       |
| TAN  | BLACK    |          |          | 407     | WINDOW REG. SW. REAR TO LIMIT SW.                            |
| TAN  | LT GREEN |          |          | 23      | ANTI THEFT SYSTEM SWITCH FEED                                |
| TAN  | ORANGE   |          |          | 478     | FOG LAMP SW. TO FOG LAMP                                     |
| TAN  | RED      |          |          | 408     | WINDOW REG. SW. FRONT TO LIMIT SW.                           |
| TAN  | WHITE    |          |          | 934     | EMISSION SPEED SENSOR TO MODULATOR CONTROL                   |
| TAN  | YELLOW   |          |          | 509     | AIR COND. CONDENSOR THERMAL SWITCH FEED                      |
| TAN  |          | BLACK    |          | 939     | MODULATOR TO THERMO. SW.                                     |
| TAN  |          | LT BLUE  |          | 817     | INDICATOR RELAY TO RH TURN LAMP                              |
| TAN  |          | LT GREEN |          | 494     | TURN SIGNAL RELAY TO TURN SIGNAL FLASHER                     |
| TAN  |          | ORANGE   |          | 184     | AIR COND SW (LO) TO AIR COND BLOWER MOTOR                    |
| TAN  |          | RED      |          | 133     | RELAY TO MAP LAMP SWITCH                                     |
| TAN  |          | WHITE    |          | 818     | INDICATOR RELAY TO LH TURN LAMP                              |
| TAN  |          | YELLOW   |          | 114     | FEED TO VACUUM DOOR LOCK SWITCH                              |
| TAN  |          |          | BLACK    | 409     | PRESSURE SWITCH TO KEY SWITCH                                |
| TAN  |          |          | LT BLUE  | 200     | IGNITION RELAY TO COOLANT FAN                                |
| TAN  |          |          | LT GREEN | 199     | CONTROL RELAY TO IGNITION RELAY                              |
| TAN  |          |          | ORANGE   | 197     | COOLANT TEMPERATURE SWITCH TO CONTROL RELAY                  |
| TAN  |          |          | RED      | 196     | COOLANT FAN CONTROL RELAY FEED                               |
| TAN  |          |          | WHITE    | 87      | INTERLOCK MODULE TO CENTER SEAT SENSOR SWITCH                |
| TAN  |          |          | YELLOW   | 198     | A/C PRESSURE SWITCH TO CONTROL RELAY                         |
|      |          |          |          | 17      | LOW OIL PRESSURE WARNING LAMP TO LOW OIL PRESS. SENDING UNIT |
|      |          |          |          | 58      | WINDSHIELD WIPER SW. TO WINDSHIELD WIPER MOTOR               |
|      |          |          |          | 102     | OVERDRIVE - KICKDOWN SWITCH TO OVERDRIVE GOVERNOR            |
|      |          |          |          | 176     | REAR WINDOW REGULATOR SWITCH FEED                            |

**100% SATISFACTION GUARANTEED**

**BUY IT NOW!**

**Click Here To Order**

## CAR STANDARD COLOR CODE CHART (BY COLOR) (Cont'd)

| BASE  | STRIPE   | HASH     | DOT    | CIRCUIT | DESCRIPTION                                                |
|-------|----------|----------|--------|---------|------------------------------------------------------------|
| WHITE |          |          |        | 206     | GROUND RETURN TO TOWING VEHICLE                            |
| WHITE |          |          |        | 306     | SEAT REG. SW. TO HORIZ. SOLENOID BATT. TERM.               |
| WHITE |          |          |        | 508     | RHEOSTAT TO SENSOR                                         |
| WHITE |          |          |        | 519     | GLOW PLUG SW. TO LAMP (FEED)                               |
| WHITE |          |          |        | 671     | SPEED REG. SW. ON POSITION TO ON & OFF RELAY               |
| WHITE | BLACK    |          |        | 4       | ALTERNATOR REG. S TERM. TO ALTERNATOR S TERM               |
| WHITE | BLACK    |          |        | 950     | WASHER CONTROL SWITCH FEED                                 |
| WHITE | LT BLUE  |          |        | 2       | RH FRONT TURN SIGNAL LAMP                                  |
| WHITE | LT GREEN |          |        | 642     | WATER TEMP. WARNING LAMP TO WATER TEMP. SW. (COLD)         |
| WHITE | LT GREEN |          |        | 761     | BLOWER MOTOR RELAY TO ENG. WATER TEMP. SWITCH (COLD)       |
| WHITE | ORANGE   |          |        | 790     | HEATER AND A/C CONTROL SW. TO INST. PANEL THERMISTOR       |
| WHITE | ORANGE   |          |        | 925     | SPEED CONTROL SW. TO SPEED REG. COUPLING COIL              |
| WHITE | PINK     |          |        | 160     | BUZZER TO WARNING INDICATOR RELAY                          |
| WHITE | PINK     |          |        | 775     | HEATER & A/C CONTROL SW. (DEFOG) TO DEFROST CONT. SOLENOID |
| WHITE | PURPLE   |          |        | 296     | FUSED ACCY FEED #1                                         |
| WHITE | RED      |          |        | 31      | OIL PRESSURE INDICATOR TO OIL PRESSURE SENDING UNIT        |
| WHITE | YELLOW   |          |        | 247     | POWER SERVO TO CLIMATE CONTROL UNIT (AMP)                  |
| WHITE |          | LT BLUE  |        | 20      | DISTRIBUTION ELECTRONIC CONTROL FEED                       |
| WHITE |          | LT GREEN |        | 805     | SPEAKER VOICE COIL FEED-FRONT (RIGHT CHANNEL)              |
| WHITE |          | PINK     |        | 146     | SERVO VENT SOLENOID TO CONTROL TRANSISTOR                  |
| WHITE |          | RED      |        | 385     | FLASHER TO EMERGENCY WARNING SWITCH                        |
| WHITE |          | YELLOW   |        | 920     | BRAKE SW. TO SPEED CONTROL REG.                            |
| WHITE |          |          | PINK   | 33      | STARTER CONTROL TO INTERLOCK MODULE                        |
| WHITE |          |          | PURPLE | 26      | DECK LID SWITCH TO ANTI THEFT MODULE                       |
|       |          |          | RED    | 103     | OVERDRIVE KICKDOWN SW. TO IGN. COIL                        |
|       |          |          |        | 37      | BATTERY TO LOAD                                            |
|       |          |          |        | 122     | TOP CONTROL SWITCH TO TOP CONT. MOTOR OR RELAY             |

**100% SATISFACTION GUARANTEED**

**BUY IT NOW!**

Click Here To Order

PayPal American Express Discover MasterCard VISA

## CAR STANDARD COLOR CODE CHART (BY COLOR) (Cont'd)

| BASE   | STRIPE   | HASH     | DOT     | CIRCUIT | DESCRIPTION                                                           |
|--------|----------|----------|---------|---------|-----------------------------------------------------------------------|
| YELLOW |          |          |         | 179     | HORIZONTAL SEAT REG. MOTOR TO RELAY                                   |
| YELLOW |          |          |         | 227     | LF WINDOW REG SW TO LF WINDOW REG MOTOR                               |
| YELLOW |          |          |         | 507     | AMPLIFIER TO RHEOSTAT                                                 |
| YELLOW |          |          |         | 593     | SPEED CONTROL ACTUATOR TO CUTOUT RELAY                                |
| YELLOW |          |          |         | 859     | BRAKE PEDAL PAD SWITCH TO CONTROL RELAY TERM. #4                      |
| YELLOW | BLACK    |          |         | 283     | TURN SIGNAL SW. TO LH REAR TURN SIGNAL LAMP                           |
| YELLOW | BLACK    |          |         | 313     | LEFT FRONT WINDOW REGULATOR SWITCH TO RIGHT FRONT WINDOW REGULATOR MO |
| YELLOW | LT BLUE  |          |         | 316     | LEFT FRONT WINDOW REGULATOR SWITCH TO LEFT REAR WINDOW REGULATOR MOTO |
| YELLOW | LT BLUE  |          |         | 978     | SEAT REGULATOR SWITCH TO FRONT MOTOR (LH)                             |
| YELLOW | LT GREEN |          |         | 654     | ALT. SHUNT TO AMMETER                                                 |
| YELLOW | LT GREEN |          |         | 982     | SEAT REGULATOR SWITCH TO REAR MOTOR (LH)                              |
| YELLOW | RED      |          |         | 45      | HOT WATER TEMP. RELAY TO HOT WATER TEMP. SENDING UNIT                 |
| YELLOW | RED      |          |         | 61      | WINDSHIELD WIPER SW. TO WINDSHIELD WIPER MOTOR                        |
| YELLOW | RED      |          |         | 333     | WINDOW REG SW TO WINDOW REG. MOTOR                                    |
| YELLOW | RED      |          |         | 753     | HEATER & A/C CONTROL SW. TO BLOWER RELAY SW.                          |
| YELLOW | WHITE    |          |         | 29      | FUEL GAGE TO FUEL GAGE SENDER                                         |
| YELLOW | WHITE    |          |         | 980     | SEAT REGULATOR SWITCH TO HORZ. MOTOR (LH)                             |
| YELLOW |          | BLACK    |         | 137     | RADIO ANTENNA SWITCH FEED                                             |
| YELLOW |          | BLACK    |         | 319     | LEFT FRONT WINDOW REGULATOR SWITCH TO RIGHT REAR WINDOW REGULATOR MOT |
| YELLOW |          | LT BLUE  |         | 248     | HEATER & A/C CONTROL SW. (DE-ICE) TO CLIMATE CONTROL UNIT             |
| YELLOW |          | LT BLUE  |         | 990     | SEAT REGULATOR SWITCH TO FRONT MOTOR (LH)                             |
| YELLOW |          | LT GREEN |         | 6       | HORN RELAY TO HORN                                                    |
| YELLOW |          | LT GREEN |         | 193     | WINDOW REGULATOR RELAY FEED                                           |
| YELLOW |          | RED      |         | 148     | SERVO FEEDBACK POTENTIOMETER SIGNAL TO AMPLIFIER                      |
|        |          |          |         | 244     | THERMAL SW. TO CLIMATE CONTROL UNIT                                   |
|        |          |          | BLACK   | 219     | SIGNAL UNIT LAMP TO FUEL SIGNAL RELAY                                 |
|        |          |          | LT BLUE | 460     | HORN SWITCH FEED                                                      |

**100% SATISFACTION GUARANTEED**

**BUY IT NOW!**

**Click Here To Order**

PayPal   Discover   American Express   MasterCard   VISA

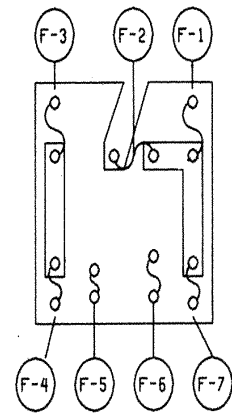
## CAR STANDARD COLOR CODE CHART (BY COLOR)(Cont'd)

| BASE   | STRIPE | HASH | DOT      | CIRCUIT | DESCRIPTION                                              |
|--------|--------|------|----------|---------|----------------------------------------------------------|
| YELLOW |        |      | LT BLUE  | 984     | SEAT REGULATOR SWITCH TO FRONT MOTOR (RH)                |
| YELLOW |        |      | T BLUE   | 6 113   | STARTING MOTOR TO STARTING MOTOR RELAY                   |
| YELLOW |        |      | LT GREEN | 375     | MOVABLE STEERING COLUMN SOLENOID FEED                    |
| YELLOW |        |      | LT GREEN | 660     | AIR COND. CONTROL SW. TO FRESH-AIR RECIRC. DOOR SOLENOID |
| YELLOW |        |      | LT GREEN | 988     | SEAT REGULATOR SWITCH TO REAR MOTOR (RH)                 |
| YELLOW |        |      | RED      | 752     | BLOWER MOTOR SPEED CONTROLLER TO RESISTOR #2 (MED.)      |
| YELLOW |        |      | WHITE    | 36      | ALTERNATOR OUTPUT                                        |
| YELLOW |        |      | WHITE    | 986     | SEAT REGULATOR SWITCH TO HORZ. MOTOR (RH)                |

**100% SATISFACTION GUARANTEED**

**BUY IT NOW!**

**Click Here To Order**



FUSE PANEL LOCATION  
L.H. SIDE OF DASH PANEL

- F-1 (15 AMP) W/S WASHER SWITCH, RADIO, BACKUP LAMP SWITCH MANUAL START INTERLOCK & BACKUP LAMP SWITCH, T/S FLASHER
- F-2 (20 AMP) PARKING BRAKE WARNING LAMP, CONVERTIBLE TOP SWITCH
- F-3 (20 AMP) CIGAR LIGHTER, HORN SWITCH
- F-4 (14AMP) CLOCK, COURTESY LAMPS, MAP LAMP, GLOVE BOX LAMP, LUGGAGE COMPARTMENT LAMP
- F-5 (4 AMP) INSTRUMENT PANEL LAMPS
- F-6 (14 AMP) TACHOMETER, IGNITION SWITCH, WARNING LAMPS, SEAT BELT WARNING BUZZER, SEAT BELT WARNING LAMP, AMBIENT TEMPERATURE SENSOR SWITCH, E.G.R. CONTROL MODULE, E.G.R. CUTOFF MODULE THROTTLE POSITION SOLENOID
- F-7 (14 AMP) HEATER  
NOTE: 30 AMP C/B REQUIRED FOR A/C

| LAMP DESCRIPTION | BULB CHART<br>CANDLEPOWER TRADE OR WATTAGE | TRADE NUMBER |
|------------------|--------------------------------------------|--------------|
| HEADLAMP         |                                            |              |
| H1/LD BEAM       | 50-60                                      | 6014         |
| FRONT PARK/TURN  | 3-32                                       | 1157NA       |
| TAIL/STOP/TURN   | 3-32                                       | 1157         |
| BACK-UP          | 32                                         | 1156         |
| SIDE MARKER      |                                            |              |
| FRONT            | 2                                          | 194          |
| REAR             | 2                                          | 194          |
| LICENSE PLATE    | 4                                          | 97           |
| COURTESY         |                                            |              |
| ENGINE COMPT     | 6                                          | 631          |
| DOME             | 12                                         | 561          |
| GLOVE BOX        | 2                                          | 1895         |
| INSTR PANEL      | 6                                          | 631          |
| LUGGAGE COMPT    | 6                                          | 631          |
| MAP              | 6                                          | 212          |
| ILLUMINATION     |                                            |              |
| AUX CLUSTER      | 2                                          | 194          |
| CIGAR LIGHTER    | 2                                          | 1895         |
| CLOCK            | 2                                          | 194          |
| CLUSTER          | 2                                          | 194          |
| HEADLAMP SWITCH  | 2                                          | 1895         |
| HEATER CONTROL   | .7                                         | 1445         |
| PRNDL            | .7                                         | 1445         |
| RADIO            | 2                                          | 1893         |
| WIPER SWITCH     | 2                                          | 1895         |
| WARNING          |                                            |              |
| ALT              | 2                                          | 194          |
| BRAKE            | 2                                          | 194          |
| OIL              | 2                                          | 194          |
| PARKING BRAKE    | 2                                          | 256          |
| SEAT BELT        | PIA                                        | R            |
| TEMP             | 2                                          | 194          |
| INDICATOR        |                                            |              |
| AM-FM STEREO     | .75                                        | 1892         |
| H1-BEAM          | 2                                          | 194          |
| TURN             | 2                                          | 194          |

WIRING COLOR KEY  
PRIMARY COLORS

|             |    |
|-------------|----|
| BLACK       | BK |
| BROWN       | BR |
| TAN         | T  |
| RED         | R  |
| PINK        | PK |
| ORANGE      | O  |
| YELLOW      | Y  |
| DARK GREEN  | DG |
| LIGHT GREEN | LG |
| DARK BLUE   | DB |
| LIGHT BLUE  | LB |
| PURPLE      | P  |
| GRAY        | OY |
| WHITE       | W  |
| HASH        | HD |
| DOT         | DD |

STRIPE IS UNDERSTOOD AND HAS NO COLOR KEY

HEAVY SOLID LINE REPRESENTS BATTERY FEED  
HEAVY DASHED LINE REPRESENTS ACCESSORY FEED

INDEX

|                                                      |                        |
|------------------------------------------------------|------------------------|
| A/C CLUTCH SOLENOID                                  | F-70                   |
| ALTERNATOR                                           | A-1                    |
| ALTERNATOR REGULATOR                                 | F-1                    |
| AMMETER                                              | A-3                    |
| AUTOMATIC SEAT BACK LATCH SOLENOID                   | E-47, E-48             |
| BATTERY                                              | <b>C-5</b>             |
| BLOWER MOTOR RESISTOR                                | E-69, E-71             |
| CIGAR LIGHTER                                        | C-32                   |
| CLOCK                                                | D-31                   |
| CLUSTER CLOCK                                        | B-37                   |
| CONSTANT VOLTAGE UNIT                                | F-19                   |
| DISTRIBUTORS                                         |                        |
| 6 CYLINDER 250 C.I.D.                                | D-3                    |
| 8 CYLINDER 302 C.I.D.                                | E-3                    |
| 8 CYLINDER 351 C.I.D.                                | F-3                    |
| ELECTRIC CHOKE                                       | E-5                    |
| EMISSION SYSTEMS                                     |                        |
| AMBIENT TEMP SENSOR SW                               | C-84                   |
| E.G.R. CUTOFF SOLENOID                               | C-87                   |
| SPARK VACUUM MODULE SOL                              | E-87                   |
| SPARK DELAY VALVE BYPASS SOLENOID                    | E-88                   |
| <b>EGR CONTROL MODULE</b>                            | A-85                   |
| SPEED SENSOR                                         | C-85                   |
| TRANSMISSION REGULATOR SPARK CONTROL <i>Solenoid</i> | E-85                   |
| T.R.S. SWITCH                                        | F-86                   |
| THROTTLE POSITIONER SOL                              | C-88                   |
| FLASHERS                                             |                        |
| EMERGENCY WARNING                                    | E-34                   |
| TURN SIGNAL                                          | B-34                   |
| GAUGES                                               |                        |
| ENGINE TEMPERATURE                                   | F-10                   |
| FUEL                                                 | C-20                   |
| OIL PRESSURE                                         | F-12                   |
| TACHOMETER                                           | B-11                   |
| HEATED BACKLITE                                      | <b>E-5A</b>            |
| HORNS                                                | E-31, E-32             |
| IGNITION COIL                                        | F-6                    |
| ILLUMINATION LAMPS                                   |                        |
| CIGAR                                                | F-26                   |
| CLOCK                                                | D-30                   |
| GAUGE                                                | D-29                   |
| HEADLAMP SWITCH                                      | F-27                   |
| HEATER SWITCH                                        | F-25                   |
| INSTRUMENT CLUSTER                                   | F-29                   |
| PRNDL                                                | E-35                   |
| WINDSHIELD WASHER SWITCH                             | F-26                   |
| IMMERSION HEATER                                     | D-55                   |
| INDICATORS                                           |                        |
| ALTERNATOR WARNING                                   | E-9                    |
| DUAL BRAKE WARNING                                   | F-14                   |
| ENGINE TEMP. WARNING                                 | F-14                   |
| HEATED BACKLITE ON                                   | E-51                   |
| H1 BEAM                                              | B-37                   |
| OIL PRESSURE                                         | F-13                   |
| PARKING BRAKE WARNING                                | C-46                   |
| SEAT BELT WARNING                                    | D-21                   |
| TURN SIGNAL                                          |                        |
| L.H.                                                 | B-36                   |
| R.H.                                                 | C-36                   |
| KEY REMINDER BUZZER                                  | C-41                   |
| JUNCTION BLOCK                                       | C-3                    |
| LAMPS                                                |                        |
| BACKUP                                               |                        |
| L.H.                                                 | F-23                   |
| R.H.                                                 | F-24                   |
| COURTESY                                             | E-42, E-43             |
| DOME                                                 | D-40                   |
| ENGINE COMPARTMENT                                   | C-7                    |
| GLOVE BOX                                            | E-41                   |
| HEADLAMPS                                            |                        |
| L.H.                                                 | E-37                   |
| R.H.                                                 | E-36                   |
| LICENSE                                              | F-40                   |
| MAP                                                  | B-45                   |
| PARK AND TURN FRONT                                  |                        |
| L.H.                                                 | F-33                   |
| R.H.                                                 | F-35                   |
| SWITCHES                                             |                        |
| A/C BLOWER                                           | B-69                   |
| BACKUP LAMP (MANUAL)                                 | C-24                   |
| CONVERTIBLE TOP                                      | B-54                   |
| DEICING                                              | E-70                   |
| DOOR JAMBS                                           | B-40, C-43, C-44       |
| DUAL BRAKE WARNING                                   | F-15                   |
| EMERGENCY WARNING                                    | B-34                   |
| GLOVE BOX                                            | <b>F-4H</b>            |
| HEADLAMP                                             | C-38                   |
| HEADLAMP DIMMER                                      | C-36                   |
| HEATED BACKLITE                                      | <b>B-5H</b>            |
| HEATER BLOWER                                        | B-71                   |
| HORN                                                 | C-31                   |
| IGNITION                                             | <b>D-45</b>            |
| KEY REMINDER                                         | E-41                   |
| MAP LAMP                                             | B-45                   |
| MASTER CONTROL POWER WINDOW                          | A-77                   |
| MODE <i>(N/C)</i>                                    | C-70                   |
| PARKING BRAKE                                        | F-46                   |
| POWER WINDOW                                         | E-77, E-78, E-80       |
| OIL PRESSURE                                         | F-13                   |
| SEAT BELT RETRACTORS                                 |                        |
| L.H.                                                 | F-22                   |
| R.H.                                                 | F-21                   |
| SEAT BELT WARNING (MANUAL TRANS)                     | C-22                   |
| SEAT SENSOR                                          | F-21                   |
| START INTERLOCK AND BACKUP LAMP                      | B-21                   |
| STOP/LAMP                                            | D-34                   |
| TURN SIGNAL                                          | B-33                   |
| WATER TEMPERATURE                                    | F-11                   |
| WINDSHIELD WIPER AND WASHER                          | C-60                   |
| WINDSHIELD WIPER AND WASHER 2 SPEED INTERMITTENT     | A-63                   |
| W/S/W/ GOVERNOR                                      | C-63                   |
| REAR TAIL STOP                                       |                        |
| L.H.                                                 | F-39, F-40             |
| R.H.                                                 | F-37, F-38             |
| SIDE MARKERS                                         |                        |
| L.FRONT                                              | F-33                   |
| R.FRONT                                              | F-34                   |
| L.REAR                                               | F-39                   |
| R.REAR                                               | F-37                   |
| TRUNK                                                | <b>E-45</b>            |
| MOTORS                                               |                        |
| BLOWER                                               | F-68                   |
| CONVERTIBLE TOP                                      | F-53                   |
| HEATER BLOWER                                        | F-72                   |
| POWER WINDOW                                         | F-76, F-77, F-79, F-80 |
| STARTER                                              | E-7                    |
| WINDSHIELD WIPER                                     | F-62                   |
| W/S WASHER PUMP                                      | <b>E-5B</b>            |
| NOISE SUPPRESSION CAPACITOR                          | <b>E-2A</b>            |
| RADIO NOISE SUPPRESSION                              | E-19                   |
| CHOKE                                                |                        |
| RADIOS                                               |                        |
| AM                                                   | B-25                   |
| AM/FM/MPX                                            | B-27                   |
| AM/TAPE                                              | B-26                   |
| RADIO SPEAKERS                                       | E-25, E-26, E-27       |
| RELAYS                                               |                        |
| HEADLAMP ON WARNING                                  | <b>F-4B</b>            |
| HEATED BACKLITE                                      | <b>E-3D</b>            |
| POWER WINDOW                                         | D-74                   |
| SEAT BACK LATCH                                      | <b>C-4L</b>            |
| STARTING MOTOR                                       | <b>B-6</b>             |
| SEAT BELT WARNING BUZZER                             | C-21                   |
| SENDERS                                              |                        |
| FUEL GAUGE                                           | F-20                   |
| OIL PRESSURE                                         | F-12                   |
| WATER TEMPERATURE                                    | E-10                   |

COMPONENT LOCATION CHART

|                                         |                                                    |
|-----------------------------------------|----------------------------------------------------|
| RELAY PANEL                             | ABOVE GLOVE BOX                                    |
| FUSE PANEL                              | RIGHT SIDE OF BRAKE PADAL SUPPORT                  |
| TURN SIGNAL FLASHER                     | ON RELAY PANEL                                     |
| EMERGENCY WARNING FLASHER               | TAPED TO 14401 HARNESS LEFT OF RELAY PANEL         |
| KEY WARNING AND HEADLIGHTS "ON" BUZZER  | ON RELAY PANEL                                     |
| HEADLIGHTS "ON" RELAY                   | ON RELAY PANEL                                     |
| SEAT BELT WARNING BUZZER                | ON RELAY PANEL                                     |
| AUTO. SEAT BACK RELEASE RELAY           | ON RELAY PANEL                                     |
| AUTO. SEAT BACK DIODE ASSEMBLY          | TAPED TO HARNESS ABOVE RELAY PANEL                 |
| HEATED BACKLITE RELAY                   | ON RELAY PANEL                                     |
| WINDSHIELD WIPER PAUSE CONTROL GOVERNOR | LOWER EDGE INSTRUMENT PANEL, RIGHT OF WIPER SWITCH |
| STOPLIGHT CIRCUIT BREAKER               | ON RELAY PANEL                                     |
| WINDOW SAFETY RELAY                     | ENGINE COMPT. REAR SIDE OF LEFT SHOCK TOWER        |



INDEX

|                              |            |                             |                        |
|------------------------------|------------|-----------------------------|------------------------|
| A/C CLUTCH SOLENOID          | F-70       | SWITCHES                    |                        |
| ALTERNATOR                   | A-1        | A/C BLOWER                  | B-69                   |
| ALTERNATOR REGULATOR         | F-1        | BACKUP LAMP (MANUAL)        | C-24                   |
| AMMETER                      | A-3        | CONVERTIBLE TOP             | B-54                   |
| AUTOMATIC SEAT BACK LATCH    |            | DEICING                     | E-70                   |
| SOLENOID                     | E-47, E-48 | DOOR JAMBS                  | B-40, C-43, C-44       |
| BATTERY                      | C-5        | DUAL BRAKE WARNING          | F-15                   |
| BLOWER MOTOR RESISTOR        | E-69, E-71 | EMERGENCY WARNING           | B-34                   |
| CIGAR LIGHTER                | C-32       | GLOVE BOX                   | F-44                   |
| CLOCK                        | D-31       | HEADLAMP                    | C-38                   |
| CLUSTER CLOCK                | B-37       | HEADLAMP DIMMER             | C-36                   |
| CONSTANT VOLTAGE UNIT        | F-19       | HEATED BACKLITE             | B-59                   |
| DISTRIBUTORS                 |            | HEATER BLOWER               | B-71                   |
| 6 CYLINDER 250 C.I.D.        | D-3        | HORN                        | C-31                   |
| 8 CYLINDER 302 C.I.D.        | E-3        | IGNITION                    | D-45                   |
| 8 CYLINDER 351 C.I.D.        | F-3        | KEY REMINDER                | E-41                   |
| ELECTRIC CHOKE               | E-5        | MAP LAMP                    | B-45                   |
| EMISSION SYSTEMS             |            | MASTER CONTROL POWER        |                        |
| AMBIENT TEMP SENSOR SW       | C-84       | WINDOW                      | A-77                   |
| E.G.R. CUTOFF SOLENOID       | C-87       | MODE (A/C)                  | C-70                   |
| SPARK VACUUM MODULE SOL      | E-87       | PARKING BRAKE               | F-46                   |
| SPARK DELAY VALVE BYPASS     |            | POWER WINDOW                | E-77, E-78, E-80       |
| SOLENOID                     | E-88       | OIL PRESSURE                | F-13                   |
| <b>EGE CONTROL MODULE</b>    | A-85       | SEAT BELT RETRACTORS        |                        |
| SPEED SENSOR                 | C-85       | L.H.                        | F-22                   |
| TRANSMISSION REGULATOR SPARK |            | R.H.                        | F-21                   |
| CONTROL <i>Solenoid</i>      | E-85       | SEAT BELT WARNING           | C-22                   |
| T.R.S. SWITCH                | F-86       | (MANUAL TRANS)              |                        |
| THROTTLE POSITIONER SOL      | C-88       | SEAT SENSOR                 | F-21                   |
| FLASHERS                     |            | START INTERLOCK AND         |                        |
| EMERGENCY WARNING            | E-34       | BACKUP LAMP                 | B-21                   |
| TURN SIGNAL                  | B-34       | STOPLAMP                    | D-34                   |
| GAUGES                       |            | TURN SIGNAL                 | B-33                   |
| ENGINE TEMPERATURE           | F-10       | WATER TEMPERATURE           | F-11                   |
| FUEL                         | C-20       | WINDSHIELD WIPER AND        | C-60                   |
| OIL PRESSURE                 | F-12       | WASHER                      |                        |
| TACHOMETER                   | B-11       | WINDSHIELD WIPER AND        | A-63                   |
| HEATED BACKLITE              | E-52       | WASHER 2 SPEED INTERMITTENT |                        |
| HORNS                        | E-31, E-32 | W/S/W/ GOVERNOR             | C-63                   |
| IGNITION COIL                | F-6        | REAR TAIL STOP              |                        |
| ILLUMINATION LAMPS           |            | L.H.                        | F-39, F-40             |
| CIGAR                        | F-26       | R.H.                        | F-37, F-38             |
| CLOCK                        | D-30       | SIDE MARKERS                |                        |
| GAUGE                        | D-29       | L.FRONT                     | F-33                   |
| HEADLAMP SWITCH              | F-27       | R.FRONT                     | F-34                   |
| HEATER SWITCH                | F-25       | L.REAR                      | F-39                   |
| INSTRUMENT CLUSTER           | F-28       | R.REAR                      | F-37                   |
| PRNDL                        | E-35       | TRUNK                       | E-45                   |
| WINDSHIELD WASHER SWITCH     | F-26       | MOTORS                      |                        |
| IMMERSION HEATER             | D-55       | BLOWER                      | F-68                   |
| INDICATORS                   |            | CONVERTIBLE TOP             | F-53                   |
| ALTERNATOR WARNING           | E-9        | HEATER BLOWER               | F-72                   |
| DUAL BRAKE WARNING           | F-14       | POWER WINDOW                | F-76, F-77, F-79, F-80 |
| ENGINE TEMP. WARNING         | F-14       | STARTER                     | E-7                    |
| HEATED BACKLITE ON           | E-51       | WINDSHIELD WIPER            | F-62                   |
| HI BEAM                      | B-37       | W/S WASHER PUMP             | E-22                   |
| OIL PRESSURE                 | F-13       | NOISE SUPPRESSION CAPICATOR | E-2                    |
| PARKING BRAKE WARNING        | C-46       | RADIO NOISE SUPPRESSION     | E-19                   |
| SEAT BELT WARNING            | D-21       | CHOKE                       |                        |
| TURN SIGNAL                  |            | RADIOS                      |                        |
| L.H.                         | B-36       | AM                          | B-25                   |
| R.H.                         | C-36       | AM/FM/MPX                   | B-27                   |
| KEY REMINDER BUZZER          | C-41       | AM/TAPE                     | B-26                   |
| JUNCTION BLOCK               | C-3        | RADIO SPEAKERS              | E-25, E-26, C-27       |
| LAMPS                        |            | RELAYS                      |                        |
| BACKUP                       |            | HEADLAMP ON WARNING         | F-43                   |
| L.H.                         | F-23       | HEATED BACKLITE             | E-30                   |
| R.H.                         | F-24       | POWER WINDOW                | D-74                   |
| COURTESY                     | E-42, E-43 | SEAT BACK LATCH             | C-42                   |
| DOVE                         | D-40       | STARTING MOTOR              | E-4                    |
| ENGINE COMPARTMENT           | C-7        | SEAT BELT WARNING BUZZER    | C-21                   |
| GLOVE BOX                    | E-44       | SENDERS                     |                        |
| HEADLAMPS                    |            | FUEL GAUGE                  | F-20                   |
| L.H.                         | E-37       | OIL PRESSURE                | F-12                   |
| R.H.                         | E-36       | WATER TEMPERATURE           | E-10                   |
| LICENSE                      | F-40       |                             |                        |
| MAP                          | B-45       |                             |                        |
| PARK AND TURN FRONT          |            |                             |                        |
| L.H.                         | F-33       |                             |                        |
| R.H.                         | F-35       |                             |                        |

COMPONENT LOCATION CHART

|                                         |                                                    |
|-----------------------------------------|----------------------------------------------------|
| RELAY PANEL                             | ABOVE GLOVE BOX                                    |
| FUSE PANEL                              | RIGHT SIDE OF BRAKE PADAL SUPPORT                  |
| TURN SIGNAL FLASHER                     | ON RELAY PANEL                                     |
| EMERGENCY WARNING FLASHER               | TAPED TO 14401 HARNESS LEFT OF RELAY PANEL         |
| KEY WARNING AND HEADLIGHTS              |                                                    |
| "ON" BUZZER                             | ON RELAY PANEL                                     |
| HEADLIGHTS "ON" RELAY                   | ON RELAY PANEL                                     |
| SEAT BELT WARNING BUZZER                | ON RELAY PANEL                                     |
| AUTO. SEAT BACK RELEASE RELAY           | ON RELAY PANEL                                     |
| AUTO. SEAT BACK DIODE ASSEMBLY          | TAPED TO HARNESS ABOVE RELAY PANEL                 |
| HEATED BACKLITE RELAY                   | ON RELAY PANEL                                     |
| WINDSHIELD WIPER PAUSE CONTROL GOVERNOR | LOWER EDGE INSTRUMENT PANEL, RIGHT OF WIPER SWITCH |
| STOPLIGHT CIRCUIT BREAKER               | ON RELAY PANEL                                     |
| WINDOW SAFETY RELAY                     | ENGINE COMPT. REAR SIDE OF LEFT SHOCK TOWER        |

1973 MUSTANG

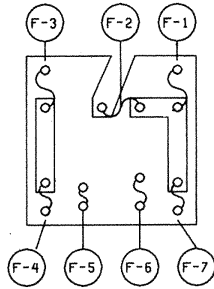
PAGE 1 OF 7

INDEX

Mark Corp  
Jul 72 365-163e

7-1-72





FUSE PANEL LOCATION:  
L.H. SIDE OF DASH PANEL

F-1 (15 AMP) W/S WASHER SWITCH, RADIO, BACKUP LAMP SWITCH, MANUAL START INTERLOCK & BACKUP LAMP SWITCH, T/S FLASHER

F-2 (20 AMP) PARKING BRAKE WARNING LAMP, CONVERTIBLE TOP SWITCH

F-3 (20 AMP) CIGAR LIGHTER, HORN SWITCH

F-4 (14AMP) CLOCK, COURTESY LAMPS, MAP LAMP, GLOVE BOX LAMP, LUGGAGE COMPARTMENT LAMP

F-5 (4 AMP) INSTRUMENT PANEL LAMPS

F-6 (14 AMP) TACHOMETER, IGNITION SWITCH, WARNING LAMPS, SEAT BELT WARNING BUZZER, SEAT BELT WARNING LAMP, AMBIENT TEMPERATURE SENSOR SWITCH, E.G.R. CONTROL MODULE, E.G.R. CUTOFF MODULE, THROTTLE POSITION SOLENOID

F-7 (14 AMP) HEATER  
NOTE: 30 AMP C/B REQUIRED FOR A/C

WIRING COLOR KEY  
PRIMARY COLORS

|             |     |
|-------------|-----|
| BLACK       | BK  |
| BROWN       | BR  |
| TAN         | T   |
| RED         | R   |
| PINK        | PK  |
| ORANGE      | O   |
| YELLOW      | Y   |
| DARK GREEN  | DG  |
| LIGHT GREEN | LG  |
| DARK BLUE   | DB  |
| LIGHT BLUE  | LB  |
| PURPLE      | P   |
| GRAY        | GY  |
| WHITE       | W   |
| HASH        | (H) |
| DOT         | (D) |

STRIPE IS UNDERSTOOD  
AND HAS NO COLOR KEY

HEAVY SOLID LINE REPRESENTS BATTERY FEED  
HEAVY DASHED LINE REPRESENTS ACCESSORY FEED

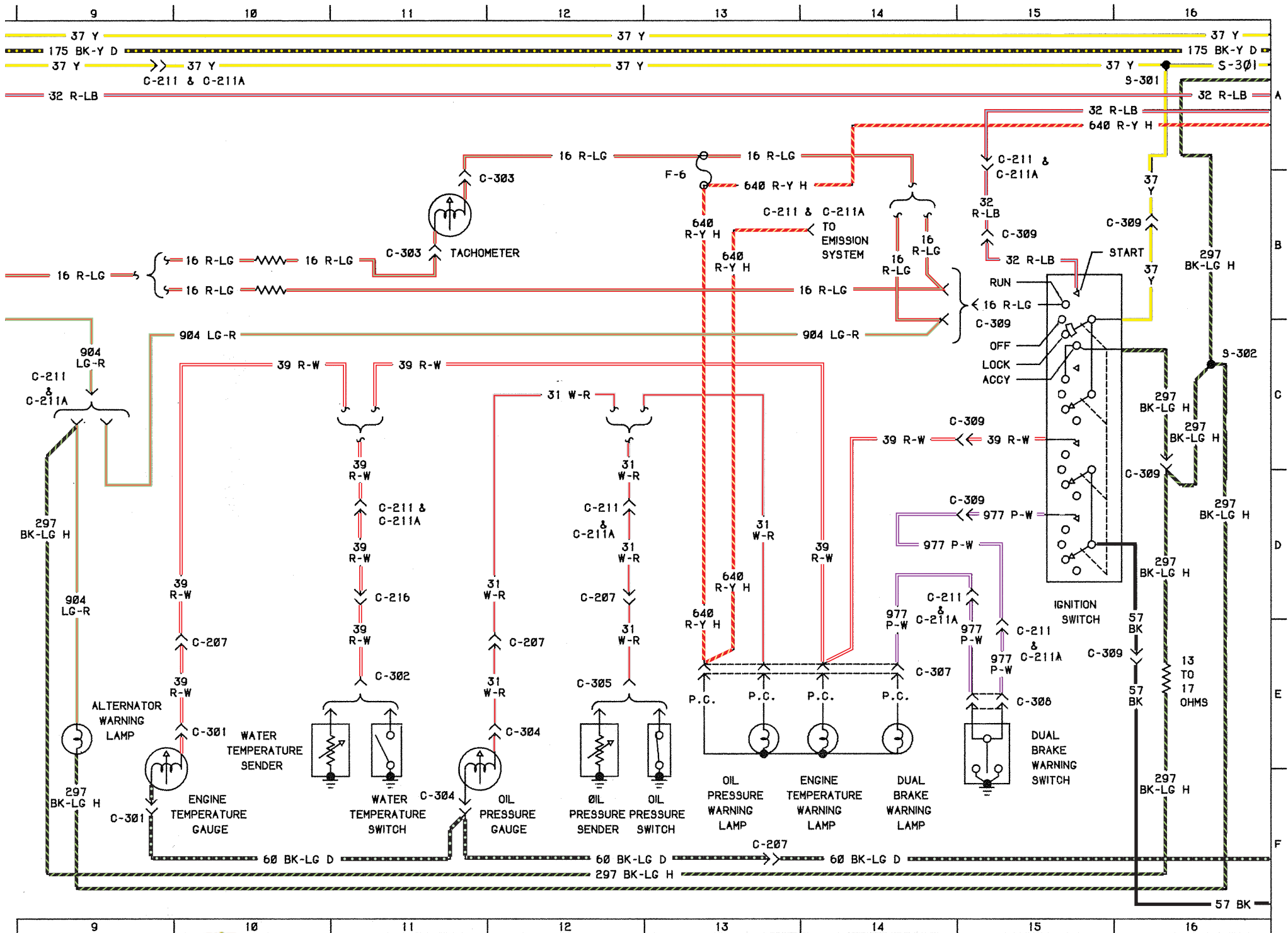
BULB CHART

| LAMP DESCRIPTION    | CANDLEPOWER OR WATTAGE | TRADE NUMBER |
|---------------------|------------------------|--------------|
| <b>HEADLAMP</b>     |                        |              |
| HI/LO BEAM          | 50-60                  | 6014         |
| FRONT PARK/TURN     | 3-32                   | 1157NA       |
| TAIL/STOP/TURN      | 3-32                   | 1157         |
| BACK-UP             | 32                     | 1156         |
| <b>SIDE MARKER</b>  |                        |              |
| FRONT               | 2                      | 194          |
| REAR                | 2                      | 194          |
| LICENSE PLATE       | 4                      | 97           |
| <b>COURTESY</b>     |                        |              |
| ENGINE COMPT        | 6                      | 631          |
| DOVE                | 12                     | 561          |
| GLOVE BOX           | 2                      | 1895         |
| INSTR PANEL         | 6                      | 631          |
| LUGGAGE COMPT       | 6                      | 631          |
| MAP                 | 6                      | 212          |
| <b>ILLUMINATION</b> |                        |              |
| AUX CLUSTER         | 2                      | 194          |
| CIGAR LIGHTER       | 2                      | 1895         |
| CLOCK               | 2                      | 194          |
| CLUSTER             | 2                      | 194          |
| HEADLAMP SWITCH     | 2                      | 1895         |
| HEATER CONTROL      | .7                     | 1445         |
| PRNDL               | .7                     | 1445         |
| RADIO               | 2                      | 1893         |
| WIPER SWITCH        | 2                      | 1895         |
| <b>WARNING</b>      |                        |              |
| ALT                 | 2                      | 194          |
| BRAKE               | 2                      | 194          |
| OIL                 | 2                      | 194          |
| PARKING BRAKE       | 2                      | 256          |
| SEAT BELT           |                        | PIA          |
| TEMP                | 2                      | 194          |
| <b>INDICATOR</b>    |                        |              |
| AM-FM STEREO        | .75                    | 1892         |
| HI-BEAM             | 2                      | 194          |
| TURN                | 2                      | 194          |









**100% SATISFACTION**

Source Document  
Ford Publication 365-163

COURSE 0333-001

1973

**WIRING and VACUUM DIAGRAMS**

Mark Corp  
Aug 72 365-163



Ford Marketing Corporation  
Ford Customer Service Division  
Service Technical Communication

**BUY IT NOW!**  
**Click Here To Order**

# VACUUM SYSTEMS INDEX

|                                     | Page |                                     | Page |
|-------------------------------------|------|-------------------------------------|------|
| <b>COMET</b> .....                  | V-3  | <b>METEOR</b>                       |      |
|                                     |      | AUTOMATIC TEMPERATURE CONTROL ..... | V-6  |
|                                     |      | MANUAL AIR CONDITIONING .....       | V-7  |
|                                     |      | NON-AIR CONDITIONED .....           | V-8  |
| <b>COUGAR</b> .....                 | V-4  | <b>MONTEGO</b> .....                | V-5  |
| <b>FORD</b>                         |      | <b>MUSTANG</b> .....                | V-4  |
| AUTOMATIC TEMPERATURE CONTROL ..... | V-6  |                                     |      |
| MANUAL AIR CONDITIONING .....       | V-7  | <b>PINTO</b> .....                  | V-2  |
| NON-AIR CONDITIONED .....           | V-8  |                                     |      |
| <b>LINCOLN CONTINENTAL</b> .....    | V-11 | <b>RANCHERO</b> .....               | V-5  |
| <b>MARK IV</b> .....                | V-9  |                                     |      |
| <b>MAVERICK</b> .....               | V-3  | <b>THUNDERBIRD</b>                  |      |
|                                     |      | AUTOMATIC TEMPERATURE CONTROL ..... | V-9  |
| <b>MERCURY</b>                      |      | MANUAL AIR CONDITIONING .....       | V-10 |
| AUTOMATIC TEMPERATURE CONTROL ..... | V-6  | <b>TORINO</b> .....                 | V-5  |
| MANUAL AIR CONDITIONING .....       | V-7  |                                     |      |
| NON-AIR CONDITIONED .....           | V-8  |                                     |      |

100% SATISFACTION GUARANTEED

## BUY IT NOW!

Click Here To Order

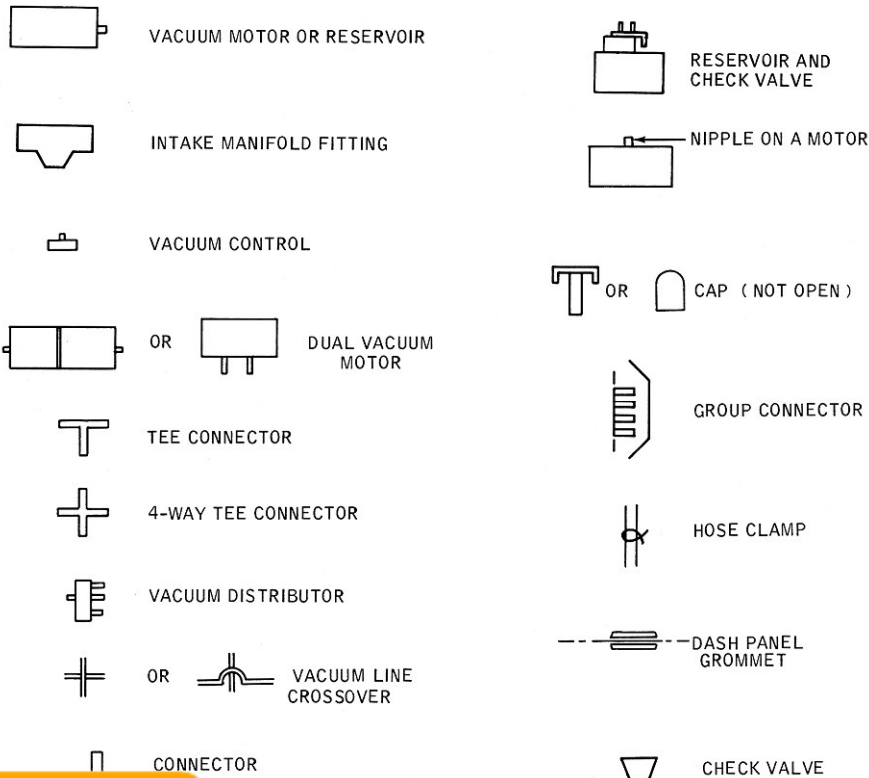
# HOW TO USE THE VACUUM DIAGRAMS

IF IT IS A FORD CAR LINE VACUUM SYSTEM, THE TECHNICIAN WILL FIND A PAGE FOR THE TOTAL SCHEMATIC SYSTEM AS WELL AS A LISTING FOR A SCHEMATIC AND PICTORIAL OF EACH SUBSYSTEM ON EACH SECTION INDEX PAGE. IT IS RECOMMENDED THAT THE TECHNICIAN FIRST TURN TO THE TOTAL SYSTEMS SCHEMATIC TO DETERMINE IF THERE ARE ANY BRANCH SYSTEMS OPERATING FROM THE SAME SOURCE. THIS WILL ASSIST IN LOCATING SYSTEM TROUBLES. HE WILL THEN BE ABLE TO TURN TO A PAGE TO FIND DETAILED INFORMATION ON A PARTICULAR SYSTEM. IN TRACING VACUUM SYSTEMS, IT IS RECOMMENDED THAT A CIRCUIT BE TRACED FROM ITS CONTROL UNIT TO ITS SOURCE OF VACUUM, AND THEN FROM THE CONTROL UNIT TO THE OPERATING UNIT, NOTING POINTS OF POSSIBLE MALFUNCTION AND ACCESSIBILITY.

THE VACUUM SYMBOLS AND THEIR MEANINGS ARE NOTED ON EACH DIVIDER PAGE TO PROVIDE A CLEAR UNDERSTANDING OF THE DIAGRAMS.

## VACUUM

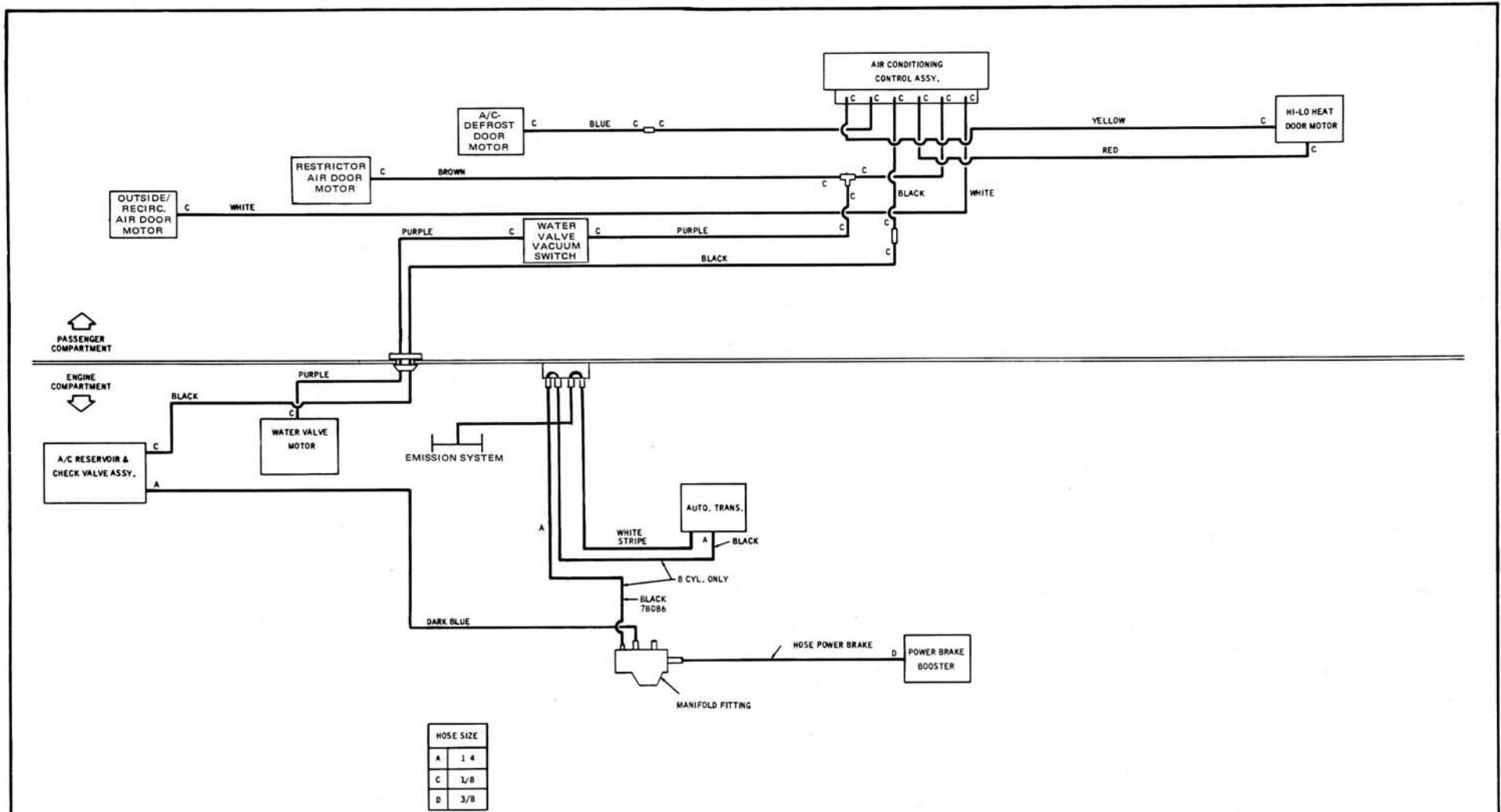
### CIRCUIT SYMBOLS



**BUY IT NOW!**

**Click Here To Order**





**100% SATISFACTION GUARANTEED**

**BUY IT NOW!**

**Click Here To Order**



# 1973 CAR SHOP MANUAL



Source Document  
Ford 1973 Car Shop Manual

Volume 3

# Electrical



**BUY IT NOW!**

Click Here To Order



# 1973 CAR SHOP MANUAL

Volume III  
Electrical

## Group Index

|                                                     |                                                  |           |
|-----------------------------------------------------|--------------------------------------------------|-----------|
| Vol. I                                              | Identification Codes                             | 10        |
|                                                     | Wheels and Tires                                 | 11        |
|                                                     | Brakes                                           | 12        |
|                                                     | Steering                                         | 13        |
|                                                     | Suspension                                       | 14        |
|                                                     | Driving Axles and Drive Shafts                   | 15        |
|                                                     | Clutch and Manual Transmission                   | 16        |
|                                                     | Automatic Transmission                           | 17        |
| Vol. II                                             | Vehicle Identification                           | 20        |
|                                                     | Gasoline Engines                                 | 21        |
|                                                     | Ignition System                                  | 23        |
|                                                     | Fuel System                                      | 24        |
|                                                     | Exhaust System                                   | 26        |
|                                                     | Cooling System                                   | 27        |
|                                                     | Starting System                                  | 28        |
| <b>Identification Codes</b>                         |                                                  | <b>30</b> |
| <b>Charging System</b>                              |                                                  | <b>31</b> |
| <b>Lighting System</b>                              |                                                  | <b>32</b> |
| <b>Instruments, Clusters and Controls</b>           |                                                  | <b>33</b> |
| <b>Main Wiring Harnesses and Circuit Protection</b> |                                                  | <b>34</b> |
| <b>Auxiliary Equipment</b>                          |                                                  | <b>35</b> |
| <b>Ventilating, Heating and Air Conditioning</b>    |                                                  | <b>36</b> |
| <b>Speed Control and Anti-Skid Control</b>          |                                                  | <b>37</b> |
| Vol. IV                                             | Identification Codes                             | 40        |
|                                                     | Seats                                            | 41        |
|                                                     | Window Glass and Mechanisms                      | 42        |
|                                                     | Stationary Window Glass                          | 43        |
|                                                     | Doors, Hood, Luggage Compartment Door & Tailgate | 44        |
|                                                     | Interior Trim                                    | 45        |
|                                                     | Tops and Exterior Finishes                       | 46        |
|                                                     | Body Shell, Exterior Trim, Frame & Underbody     | 47        |
| Vol. V                                              | Maintenance and Lubrication                      | 50        |
| Vol. VI                                             | Engine Diagnosis & Emissions Systems Service     |           |

Department

First Printing—September, 1972  
© Ford Marketing Corporation, Dearborn, Michigan



**BUY IT NOW!**  
Click Here To Order





# Identification Codes

GROUP  
30

## PART 30-01 Car Identification Codes

F **3S56H100001** F  
 (VEHICLE IDENTIFICATION NUMBER)

MFD. BY FORD MOTOR CO. IN U.S.A.  
 DATE: 08/72                      GVWR 5892  
 GAWR: FRONT 2964, REAR 2928  
  
 THIS VEHICLE CONFORMS TO ALL APPLICABLE FEDERAL MOTOR VEHICLE SAFETY STANDARDS IN EFFECT ON THE DATE OF MANUFACTURE SHOWN ABOVE.

|                 |       |           |        |      |     |
|-----------------|-------|-----------|--------|------|-----|
| 3S56H100001     |       | PASSENGER |        |      |     |
| VEH. IDENT. NO. |       | TYPE      |        |      |     |
| BODY            | COLOR | TRIM      | TRANS. | AXLE | DSO |
| 57F             | 1C    | DA        | W      | 6    | 48  |
| (UNITED STATES) |       |           |        |      |     |

① → 3  
② → 5  
③ → S  
④ → 6  
⑤ → H  
⑥ → 1  
⑦ → 0  
⑧ → 0  
⑨ → 0  
⑩ → 0  
⑪ → 0  
⑫ → 1

① CONSECUTIVE UNIT NO.

② BODY SERIAL CODE

③ MODEL YEAR CODE

④ ASSEMBLY PLANT CODE

⑤ ENGINE CODE

⑥ BODY TYPE CODE

⑦ COLOR CODE

⑧ VEHICLE TYPE

⑨ DISTRICT - SPECIAL EQUIPMENT

⑩ REAR AXLE CODE

⑪ TRANSMISSION CODE

⑫ TRIM CODE

MFD. BY FORD MOTOR CO.  
 IN U.S.A.  
  
 DATE: 08/72  
  
 THIS VEHICLE MANUFACTURED  
 FOR EXPORT

|                 |      |       |      |
|-----------------|------|-------|------|
| VEH. IDENT. NO. |      | BODY  | COL. |
|                 |      |       |      |
| TRIM            | AXLE | TRNS. | DSO  |
|                 |      |       |      |

(EXPORT)

MFD. BY FORD MOTOR CO.  
 OF CANADA LTD. IN CANADA  
 DATE: 08/72                      GVWR 5892  
 GAWR: FRONT 2964, REAR 2928  
  
 THIS VEHICLE CONFORMS TO ALL APPLICABLE FEDERAL MOTOR VEHICLE SAFETY STANDARDS IN EFFECT ON THE DATE OF MANUFACTURE SHOWN ABOVE.

|                 |       |           |        |      |     |
|-----------------|-------|-----------|--------|------|-----|
| 3B49S500001     |       | PASSENGER |        |      |     |
| VEH. IDENT. NO. |       | TYPE      |        |      |     |
| BODY            | COLOR | TRIM      | TRANS. | AXLE | DSO |
| 53B             | 1C    | DA        | W      | 6    | B1  |

① → 3  
② → B  
③ → 4  
④ → 9  
⑤ → S  
⑥ → 5  
⑦ → 0  
⑧ → 0  
⑨ → 0  
⑩ → 0  
⑪ → 0  
⑫ → 1

(CANADA)



Y1410-C

FIG. 1 Vehicle Identification and Certification Labels

### OFFICIAL VEHICLE IDENTIFICATION NUMBER

official Vehicle Identification

BUY IT NOW!

Click Here To Order

PAID BY:

### VEHICLE CERTIFICATION LABEL

The Vehicle Certification Label (V.C. Label) (Fig. 1) is attached to the rear face of the left front door on all 4-door models and Mustangs and Cougars, and to the left door lock pillar on all other 2-door models. The upper half of the label contains the name of the manufacturer, the month and year of

manufacture, the Gross Vehicle Weight Rating (GVWR), the Gross Axle Weight Rating (GAWR), and the certification statement.

The V.C. label also contains the Vehicle Identification Number. This number is also used for warranty identification of the vehicle. The first number indicates the model year. The letter following the model year number

indicates the manufacturing assembly plant. The next two numbers designate the Body Serial Code followed by a letter expressing the Engine Code.

The last six digits of the Vehicle Identification Number indicate the Consecutive Unit Number of each unit built at each assembly plant. The Consecutive Unit Numbers begin as follows:

100,001—Ford, Torino, Mustang, Thunderbird, Maverick and Pinto.

500,001—Mercury, Meteor, Montego, Cougar, Comet.

800,001—Lincoln Continental and

Continental Mark IV.

The remaining information on the V.C. Label consists of pertinent vehicle identification codes:

The BODY code is two numerals and a letter identifying the body style.

The COL (color) code is a number and letter indicating the exterior paint color code.

The TRIM code consists of a two-letter or a letter-number combination designating the interior trim.

The AXLE code is a number or letter indicating the rear axle ratio and standard or locking type axles.

The TRNS. code is a number or letter indicating the type of transmission.

The DSO code, consisting of two numbers, designates the district in which the car was ordered and may appear in conjunction with a Domestic Special Order or Foreign Special Order number when applicable. Ford of Canada DSO codes consist of a letter and a number.

The following charts provide the various codes and their respective identification:



**ASSEMBLY PLANT, ENGINE, TRANSMISSION, REAR AXLE RATIO, DISTRICT AND EXTERIOR PAINT CODES**

**ASSEMBLY PLANT CODES**

| Code Letter |                    |
|-------------|--------------------|
| A           | Atlanta            |
| B           | Oakville (Canada)  |
| E           | Mahwah             |
| F           | Dearborn           |
| G           | Chicago            |
| H           | Lorain             |
| J           | Los Angeles        |
| K           | Kansas City        |
| N           | Norfolk            |
| P           | Twin Cities        |
| R           | San Jose           |
| S           | Allen Park (Pilot) |
| T           | Metuchen           |
| U           | Louisville         |
| W           | Wayne              |
| X           | St. Thomas         |
| Y           | Wixom              |
| Z           | St. Louis          |

**ENGINE CODES**

| Codes | No. of Cyls. | Displacement     |
|-------|--------------|------------------|
| A     | 8            | 460-4V           |
| C     | 8            | 460-4V Police    |
| F     | 8            | 302-2V           |
| H     | 8            | 351-2V           |
| L     | 6            | 250-1V           |
| N     | 8            | 429-4V           |
| Q     | 8            | 351-4V (CJ)      |
| S     | 8            | 400-2V           |
| T     | 6            | 200-1V           |
| W     | 4            | 91-1V (1600 cc)  |
| X     | 4            | 122-2V (2000 cc) |
| 3⓪    | 6            | 250-1V           |

① Low Compression Export

**DISTRICT CODES**

**LINCOLN-MERCURY**

| Code | District            |
|------|---------------------|
| 11   | Boston              |
| 15   | New York            |
| 16   | Philadelphia        |
| 17   | Washington          |
| 21   | Atlanta             |
| 22   | Dallas              |
| 23   | Jacksonville        |
| 26   | Memphis             |
| 31   | Buffalo             |
| 32   | Cincinnati          |
| 33   | Cleveland           |
| 34   | Detroit             |
| 41   | Chicago             |
| 42   | St. Louis           |
| 46   | Twin Cities         |
| 51   | Denver              |
| 52   | Los Angeles         |
| 53   | Oakland             |
| 54   | Seattle             |
| 84   | Home Office Reserve |
| 90   | Export              |

**DISTRICT CODES**

**FORD**

| Code  | District                |
|-------|-------------------------|
| 11    | Boston                  |
| 12    | Buffalo                 |
| 13    | New York                |
| 14    | Pittsburgh              |
| 15    | Newark                  |
| 16    | Philadelphia            |
| 17    | Washington              |
| 21    | Atlanta                 |
| 22    | Charlotte               |
| 23    | Memphis                 |
| 24    | Jacksonville            |
| 25    | Richmond                |
| 26    | New Orleans             |
| 28    | Louisville              |
| 41    | Chicago                 |
| 42    | Cleveland               |
| 43    | Milwaukee               |
| 45    | Lansing                 |
| 46    | Indianapolis            |
| 47    | Cincinnati              |
| 48    | Detroit                 |
| 52    | Dallas                  |
| 53    | Kansas City             |
| 54    | Omaha                   |
| 55    | St. Louis               |
| 56    | Davenport               |
| 57    | Houston                 |
| 58    | Twin City               |
| 71    | Los Angeles             |
| 72    | San Jose                |
| 73    | Salt Lake City          |
| 74    | Seattle                 |
| 75    | Phoenix                 |
| 76    | Denver                  |
| 83    | Government              |
| 84    | Home Office Reserve     |
| 85    | American Red Cross      |
| 87    | Body Company            |
| 89    | Transportation Services |
| 90-99 | Export                  |

**FORD OF CANADA**

| Mercury Code | Region     | Ford Code |
|--------------|------------|-----------|
| A1           | Central    | 81        |
| A2           | Eastern    | 82        |
| A3           | Atlantic   | 83        |
| A4           | Midwestern | 84        |
| A6           | Western    | 86        |
| A7           | Pacific    | 87        |
| 12           | Export     | 12        |

**TRANSMISSION CODES**

| Codes | Type                         |
|-------|------------------------------|
| 1     | 3-Speed Manual               |
| 5     | 4-Speed Manual               |
| E     | 4-Speed Manual               |
| W     | Automatic (C4)               |
| U     | Automatic (C6)               |
| X     | Automatic (FMX) <sup>1</sup> |
| Z     | Automatic (C6 Special)       |

**REAR AXLE RATIO CODES**

| Conventional | Lock | Ratio  |
|--------------|------|--------|
| 2            | K    | 2.75:1 |
| 3            | L    | 2.79:1 |
| 6            | ∅    | 3.00:1 |
| 7            | -    | 3.40:1 |
| 9            | R    | 3.25:1 |
| 1            | R    | 3.50:1 |
| 1            | R    | 3.73:1 |
| 1            | R    | 4.10:1 |

**EXTERIOR PAINT COLOR CODES**

| Code | M-32-J Number | Color                | Code | M-32-J Number | Color                 |
|------|---------------|----------------------|------|---------------|-----------------------|
| 1A   | 5100-A        | Lt. Gray Met.        | 4U   | 5212-A        | Brt. Lime Gold Met.   |
| 1C   | 1724-A        | Black                | 5A   | 3314-A        | Pewter Met.           |
| 1D   | 5106-A        | Silver Met.          | 5D   | 5102-A        | Ginger Bronze Met.    |
| 2B   | 3560-A        | Brt. Red             | 5F   | 5099-A        | Dk. Brown Met.        |
| 2C   | 5011-A        | Red Met.             | 5H   | 3564-A        | Ginger Met.           |
| 2G   | 5070-A        | Med. Red Met.        | 5J   | 5071-A        | Med. Ginger Met.      |
| 2J   | 3059-A        | Maroon               | 5K   | 5076-A        | Dk. Gold Met.         |
| 2K   | 5255-A        | Fuschia              | 5L   | 5003-A        | Tan                   |
| 3A   | 921-A         | Platinum             | 5M   | 5144-A        | Med. Chestnut Met.    |
| 3B   | 3429-A        | Lt. Blue             | 5N   | 5146-A        | Med. Orange Met.      |
| 3D   | 5087-A        | Med. Blue Met.       | 5P   | 5206-A        | Copper Met.           |
| 3G   | 5094-A        | Brt. Dk. Blue Met.   | 6B   | 3565-A        | Lt. Goldenrod         |
| 3K   | 5210-A        | Brt. Blue Met.       | 6C   | 3492-A        | Med. Goldenrod        |
| 3L   | 5209-A        | Silver Blue Met.     | 6D   | 3341-A        | Yellow                |
| 4B   | 5025-A        | Brt. Green Gold Met. | 6E   | 5080-A        | Med. Brt. Yellow      |
| 4C   | 5072-A        | Ivy Bronze Met.      | 6F   | 5079-A        | Brt. Yellow Gold Met. |
| 4D   | 5069-A        | Dk. Ivy Bronze Met.  | 6G   | 5086-A        | Brt. Yellow Gold Met. |
| 4N   | 5173-A        | Med. Aqua            | 6L   | 5136-A        | Med. Gold Met.        |
| 4P   | 3462-A        | Med. Green Met.      | 9A   | 1619-A        | White                 |
| 4Q   | 3542-A        | Dk. Green Met.       | 9C   | 5289-A        | White                 |
| 4S   | 5060-A        | Lt. Green            |      |               |                       |

**100% SATISFACTION GUARANTEED**

**BUY IT NOW!**

**Click Here To Order**

PayPal American Express Discover MasterCard VISA

**BODY SERIAL AND STYLE CODES**

| Vehicle     | Body Serial Code | Body Style Code | Body Type                   | Model            | Vehicle                  | Body Serial Code    | Body Style Code      | Body Type                    | Model                   |
|-------------|------------------|-----------------|-----------------------------|------------------|--------------------------|---------------------|----------------------|------------------------------|-------------------------|
| TORINO      | 27               | 53B             | 4-Dr. Sedan Hardtop         | Torino           | MERCURY                  | 48                  | 57B                  | 4-Dr. Hardtop                | Monterey—<br>Custom     |
|             | 25               | 65B             | 2-Dr. Hardtop               |                  |                          | 54                  | 53F                  | 4 Dr. Pillar Hardtop         |                         |
|             | 30               | 65D             | 2-Dr. Hardtop               | 56               |                          | 65F                 | 2-Dr. Hardtop        |                              |                         |
|             | 31               | 53D             | 4-Dr. Sedan Hardtop         | 58               |                          | 57F                 | 4-Dr. Hardtop        |                              |                         |
|             | 35               | 63R             | 2-Dr. Fastback              | 63               |                          | 53H                 | 4 Dr. Pillar Hardtop | Marquis                      |                         |
|             | 38               | 65R             | 2-Dr. Hardtop               | 66               |                          | 65H                 | 2-Dr. Hardtop        |                              |                         |
|             | 40               | 71B             | Torino                      | 68               |                          | 57H                 | 4-Dr. Hardtop        | Brougham                     |                         |
|             | 42               | 71D             | Gran Torino                 | 62               |                          | 53K                 | 4 Dr. Pillar Hardtop |                              |                         |
|             | 43               | 71K             | Torino Squire               | 64               |                          | 65K                 | 2-Dr. Hardtop        |                              |                         |
|             | 47               | 97D             | Ranchero 500                | Ranchero         |                          | 67                  | 57K                  | 4-Dr. Hardtop                |                         |
|             | 48               | 97R             | Ranchero GT                 |                  |                          | 72                  | 71B                  | 4-Dr. 6 Pass. ②              | Monterey<br>Wagon       |
| 49          | 97K              | Ranchero Squire | Standard                    | 74               | 71H                      | 4-Dr. 6 Pass. ②     | Marquis Wagon        |                              |                         |
| COMET       | 30               | 54B             |                             | 4-Dr. Sedan      | 76                       | 71K                 | 4-Dr. 6 Pass. ②      | Marquis Colony<br>Park Wagon |                         |
| COUGAR      | 31               | 62B             | 2-Dr. Sedan ①               | Standard         | MERCURY<br>(CANADA ONLY) | 40                  | 53X                  | 4 Dr. Pillar Hardtop         | Marquis                 |
|             | 91               | 65D             | 2-Dr. Hardtop ①             |                  |                          | 41                  | 65X                  | 2-Dr. Hardtop                |                         |
|             | 92               | 76D             | Convertible                 |                  |                          | 42                  | 57X                  | 4-Dr. Hardtop                |                         |
|             | 93               | 65F             | 2-Dr. Hardtop               |                  |                          | 49                  | 53B                  | 4 Dr. Pillar Hardtop         | Rideau 500              |
| FORD        | 94               | 76F             | Convertible                 | XR-7 Luxury      |                          | 51                  | 65B                  | 2-Dr. Hardtop                | Montcalm                |
|             | 52               | 65D             | 2-Dr. Hardtop (Canada Only) | Custom 500       |                          | 50                  | 53B                  | 4 Dr. Pillar Hardtop         |                         |
|             | 53               | 53D             | 4-Dr. Sedan                 | Custom 500       |                          | 52                  | 65B                  | 2-Dr. Hardtop                |                         |
|             | 54               | 53F             | 4-Dr. Sedan                 | Galaxie 500      |                          | 53                  | 57B                  | 4-Dr. Hardtop                |                         |
|             | 56               | 57F             | 4-Dr. Hardtop               |                  |                          | 70                  | 71B                  | Rideau 500-6 Pass. ②         | Station<br>Wagons-4 Dr. |
|             | 58               | 65F             | 2-Dr. Hardtop               | LTD              |                          | 71                  | 71B                  | Montcalm-6 Pass. ②           |                         |
|             | 61               | 76H             | Convertible                 | LTD Brougham     |                          | MONTEGO             | 02                   | 53B                          | 4-Dr. Sedan Hardtop     |
|             | 62               | 65H             | 2-Dr. Hardtop               |                  | 03                       |                     | 65B                  | 2-Dr. Hardtop                | Montego MX              |
|             | 63               | 53H             | 4 Dr. Pillar Hardtop        |                  | 04                       |                     | 53D                  | 4 Dr. Sedan Hardtop          |                         |
|             | 64               | 57H             | 4-Dr. Hardtop               |                  | 05                       |                     | 63D                  | 2-Dr. Fastback               |                         |
|             | 66               | 53K             | 4 Dr. Pillar Hardtop        | 67               | 57K                      |                     | 4-Dr. Hardtop        | Montego MX<br>Brougham       |                         |
|             | 68               | 65K             | 2-Dr. Hardtop               | 72               | 71D                      |                     | 4-Dr. Wagon          |                              | Custom 500<br>Ranch ②   |
|             | 72               | 71D             | 4-Dr. Wagon                 | Country Sedan ②  | 74                       |                     | 71F                  | 4-Dr. Wagon                  | Montego GT              |
|             | 74               | 71F             | 4-Dr. Wagon                 | Country Squire ② | 07                       |                     | 65D                  | 2-Dr. Hardtop                | Station<br>Wagons-4 Dr. |
|             | 76               | 71H             | 4-Dr. Wagon                 | LTD Brougham     | 10                       |                     | 53K                  | 4-Dr. Sedan Hardtop          | Montego MX<br>Brougham  |
| LINCOLN     | 81               | 65A             | 2-Dr. Hardtop               |                  | 11                       |                     | 65K                  | 2-Dr. Hardtop                | Montego GT              |
| CONTINENTAL | 82               | 53A             | 4-Dr. Sedan Hardtop         | 16               | 63R                      |                     | 2-Dr. Fastback       | Station<br>Wagons-4 Dr.      |                         |
| MARK IV     | 89               | 65D             | 2-Dr. Hardtop               | 08               | 71D                      | Montego MX          | Standard             |                              |                         |
| MAVERICK    | 91               | 62A             | 2-Dr. Sedan                 | 18               | 71K                      | Montego MX Villager |                      |                              |                         |
|             | 92               | 54A             | 4-Dr. Sedan                 | MUSTANG          | 01                       | 65D                 | 2-Dr. Hardtop        | Standard                     |                         |
|             | 93               | 62D             | 2-Dr. Sport Sedan           |                  | 02                       | 63D                 | 2-Dr. Sportsroof     |                              |                         |
| MERCURY     | 44               | 53B             | 4 Dr. Pillar Hardtop        |                  | 03                       | 76D                 | Convertible          | Grande                       |                         |
|             | 46               | 65B             | 4 Dr. Hardtop               |                  | 04                       | 65F                 | 2-Dr. Hardtop        | Mach 1                       |                         |
| PINTO       | 10               | 62B             | 2-Dr. Sedan                 |                  | 05                       | 63R                 | 2-Dr. Sportsroof     | Standard                     |                         |
|             | 11               | 64B             | 3-Dr. Model                 | THUNDERBIRD      | 87                       | 65K                 | 2-Dr. Hardtop        |                              |                         |
|             | 12               | 73B             | 2-Dr. Wagon                 |                  |                          |                     |                      |                              |                         |

① Also "GT"    ② Also available w/Dual Face Rear Seats

**100% SATISFACTION GUARANTEED**

**BUY IT NOW!**

**Click Here To Order**

PayPal   American Express   Discover   MasterCard   VISA

INTERIOR TRIM CODES

| Code                                                 | Trim Scheme | Code                                                  | Trim Scheme | Code                                                      | Trim Scheme | Code                                                      | Trim Scheme  |
|------------------------------------------------------|-------------|-------------------------------------------------------|-------------|-----------------------------------------------------------|-------------|-----------------------------------------------------------|--------------|
| <b>COMET</b>                                         |             | A3                                                    | W/Ginger*   | FR                                                        | Med. Green  | EQ                                                        | W/Blue*      |
| Random Stripe B/Cloth and Corinth. Vinyl (L/B Bench) |             | A6                                                    | W/Avocado*  | FT                                                        | Beige-Brn.  | EW                                                        | W/Black*     |
| BA                                                   | Black       | Random Stripe B/Cloth and Corinth. Vinyl (H/B Bucket) |             | Barletta B/Cloth and Corinth. Vinyl (L/B Bench)           |             | E5                                                        | W/Green*     |
| BB                                                   | Med. Blue   | BA                                                    | Black       | GA                                                        | Black       | E9                                                        | W/Tobacco*   |
| BF                                                   | Ginger      | BB                                                    | Med. Blue   | GB                                                        | Med. Blue   | Sarasota B/Cloth and Corinth. Vinyl (L/B S/Bench)         |              |
| BG                                                   | Avocado     | BF                                                    | Med. Ginger | GF                                                        | Ginger      | FF                                                        | Ginger       |
| Tooled Leather/Corinth. Vinyl (L/B Bench)            |             | BG                                                    | Avocado     | GR                                                        | Med. Green  | FP                                                        | Silver       |
| HA                                                   | Black       | BU                                                    | Tan         | GT                                                        | Beige-Brn.  | FY                                                        | Gold         |
| HB                                                   | Blue        | Sebring Knit and Corinth. Vinyl (H/B Bucket)          |             | Aurora B/Cloth and Corinth. Vinyl (H/B Flight Bench)      |             | Victoria B/Cloth and Corinth. Vinyl (L/B Flight Bench)    |              |
| HC                                                   | Orange      | CA                                                    | Black       | HA                                                        | Black       | GA                                                        | Black        |
| HF                                                   | Ginger      | CB                                                    | Med. Blue   | HB                                                        | Med. Blue   | GP                                                        | Silver       |
| HG                                                   | Avocado     | CF                                                    | Med. Ginger | HR                                                        | Med. Green  | GT                                                        | Beige-Brn.   |
| Aurora B/Cloth and Corinth. Vinyl (L/B Bench)        |             | CG                                                    | Avocado     | HT                                                        | Beige-Brn.  | Natural Grain Leather and Mateao Vinyl (L/B Flight Bench) |              |
| JA                                                   | Black       | CU                                                    | Tan         | HZ                                                        | Tobacco     | HA                                                        | Black        |
| JB                                                   | Blue        | CQ                                                    | W/Blue*     | Aurora B/Cloth and Corinth. Vinyl (H/B S/Bench)           |             | HP                                                        | Silver       |
| JF                                                   | Ginger      | CW                                                    | W/Black*    | JA                                                        | Black       | HT                                                        | Beige-Brn.   |
| JG                                                   | Avocado     | C3                                                    | W/Ginger*   | JB                                                        | Med. Blue   | <b>MAVERICK</b>                                           |              |
| Corinth. Vinyl (L/B Bench)                           |             | C6                                                    | W/Avocado*  | JR                                                        | Med. Green  | Random Stripe B/Cloth and Corinth. Vinyl (L/B Bench)      |              |
| KA                                                   | Black       | Natural Grain Leather and Mateao Vinyl (H/B Bucket)   |             | JT                                                        | Beige-Brn.  | BA                                                        | Black        |
| KB                                                   | Blue        | DA                                                    | Black       | JZ                                                        | Tobacco     | BB                                                        | Med. Blue    |
| KC                                                   | Orange      | DB                                                    | Med. Blue   | Ruffino/Corinth. Vinyl (H/B S/Bench)                      |             | BF                                                        | Ginger       |
| KF                                                   | Ginger      | DF                                                    | Med. Ginger | KA                                                        | Black       | BG                                                        | Avocado      |
| KG                                                   | Avocado     | OG                                                    | Avocado     | KB                                                        | Med. Blue   | Tooled Leather/Corinth. Vinyl (L/B Bench)                 |              |
| Corinth. Vinyl (H/B Bucket)                          |             | OU                                                    | Tan         | KF                                                        | Ginger      | HA                                                        | Black        |
| LA                                                   | Black       | DQ                                                    | W/Blue*     | KR                                                        | Med. Green  | HB                                                        | Blue         |
| LB                                                   | Med. Blue   | DW                                                    | W/Black*    | <b>LINCOLN CONTINENTAL</b>                                |             | HC                                                        | Orange       |
| LC                                                   | Orange      | D3                                                    | W/Ginger*   | Sarasota B/Cloth and Corinth. Vinyl (L/B Flight Bench)    |             | HF                                                        | Ginger       |
| LF                                                   | Ginger      | D6                                                    | W/Avocado*  | AF                                                        | Ginger      | HG                                                        | Avocado      |
| LG                                                   | Avocado     | Random Stripe B/Cloth and Corinth. Vinyl (H/B Bucket) |             | AP                                                        | Silver      | Aurora B/Cloth and Corinth. Vinyl (L/B Bench)             |              |
| PU                                                   | Tan         | EA                                                    | Black       | AY                                                        | Gold        | JA                                                        | Black        |
| <b>CONTINENTAL MARK IV</b>                           |             | EB                                                    | Med. Blue   | Westminster B/Cloth and Corinth. Vinyl (L/B Flight Bench) |             | JB                                                        | Blue         |
| Westminster B/Cloth and Corinth. Vinyl (L/B S/Bench) |             | EF                                                    | Med. Ginger | BA                                                        | Black       | JF                                                        | Ginger       |
| AA                                                   | Black       | EG                                                    | Avocado     | BB                                                        | Dk. Blue    | JG                                                        | Avocado      |
| AB                                                   | Dk. Blue    | EU                                                    | Tan         | BR                                                        | Dk. Green   | Corinth. Vinyl (L/B Bench)                                |              |
| AD                                                   | Dk. Red     | <b>FORO</b>                                           |             | BZ                                                        | Tobacco     | KA                                                        | Black        |
| AP                                                   | Silver      | Linares B/Cloth and Corinth. Vinyl (L/B Bench)        |             | Westminster B/Cloth and Corinth. Vinyl (L/B S/Bench)      |             | KB                                                        | Blue         |
| AR                                                   | Dk. Green   | AA                                                    | Black       | CA                                                        | Black       | KC                                                        | Orange       |
| AT                                                   | Beige-Brn.  | AB                                                    | Med. Blue   | CB                                                        | Dk. Blue    | KF                                                        | Ginger       |
| AY                                                   | Gold        | AR                                                    | Med. Green  | CR                                                        | Dk. Green   | KG                                                        | Avocado      |
| AZ                                                   | Tobacco     | AT                                                    | Beige-Brn.  | CZ                                                        | Tobacco     | Corinth. Vinyl (H/B Bucket)                               |              |
| Victoria Corduroy B/Cloth                            |             | Akron/Corinth. Vinyl (L/B Bench)                      |             | Natural Grain Leather and Mateao Vinyl (L/B Flight Bench) |             | LA                                                        | Black        |
| AH                                                   | Cranberry   | BA                                                    | Black       | DA                                                        | Black       | LB                                                        | Med. Blue    |
| Natural Grain Leather/Corinth. Vinyl (L/B S/Bench)   |             | BB                                                    | Med. Blue   | DB                                                        | Med. Blue   | LC                                                        | Orange       |
| BA                                                   | Black       | BR                                                    | Med. Green  | DD                                                        | Dk. Blue    | LF                                                        | Ginger       |
| BB                                                   | Dk. Blue    | BT                                                    | Beige-Brn.  | DD                                                        | Dk. Red     | LG                                                        | Avocado      |
| BD                                                   | Dk. Red     | Ruffino/Corinth. Vinyl (L/B Bench)                    |             | DF                                                        | Ginger      | Corinth. Vinyl (H/B Bucket)                               |              |
| BF                                                   | Med. Ginger | CA                                                    | Black       | DP                                                        | Silver      | PU                                                        | Tan          |
| BP                                                   | Silver      | CB                                                    | Med. Blue   | DR                                                        | Dk. Green   | <b>MERCURY</b>                                            |              |
| BR                                                   | Dk. Green   | CR                                                    | Med. Green  | DT                                                        | Beige-Brn.  | Linares B/Cloth and Corinth. Vinyl (L/B Bench)            |              |
| BT                                                   | Beige-Brn.  | CT                                                    | Beige-Brn.  | DY                                                        | Gold        | AA                                                        | Black**      |
| BY                                                   | Gold        | Baroda B/Cloth and Corinth. Vinyl (L/B Bench)         |             | OZ                                                        | Tobacco     | AB                                                        | Med. Blue**  |
| BZ                                                   | Tobacco     | DA                                                    | Black       | DD                                                        | W/Blue*     | AR                                                        | Med. Green** |
| BQ                                                   | W/Blue*     | DB                                                    | Med. Blue   | DW                                                        | W/Black*    | AT                                                        | Beige**      |
| BW                                                   | W/Black*    | DF                                                    | Ginger      | D5                                                        | W/Green*    | Akron/Corinth. Vinyl (L/B Bench)                          |              |
| B5                                                   | W/Green*    | DR                                                    | Med. Green  | D9                                                        | W/Tobacco*  | BA                                                        | Black**      |
| B9                                                   | W/Tobacco*  | DT                                                    | Beige-Brn.  | Natural Grain Leather and Mateao Vinyl (L/B S/Bench)      |             | BB                                                        | Med. Blue**  |
| <b>COUGAR</b>                                        |             | Ruffino/Corinth. Vinyl (L/B Bench)                    |             | EA                                                        | Black       | BR                                                        | Med. Green** |
| Ruffino/Corinth. Vinyl (H/B Bucket)                  |             | EA                                                    | Black       | EB                                                        | Dk. Blue    | BT                                                        | Beige**      |
| AA                                                   | Black       | EB                                                    | Med. Blue   | ED                                                        | Dk. Red     | Barletta B/Cloth and Corinth. Vinyl (L/B Bench)           |              |
| AB                                                   | Med. Blue   | EF                                                    | Ginger      | EF                                                        | Ginger      | CA                                                        | Black        |
| AF                                                   | Med. Ginger | ER                                                    | Med. Green  | EP                                                        | Silver      | CB                                                        | Med. Blue    |
| AG                                                   | Avocado     | ET                                                    | Beige-Brn.  | ER                                                        | Dk. Green   | CR                                                        | Med. Green   |
| AO                                                   | W/Black*    | Ruffino/Corinth. Vinyl (L/B Bench)                    |             | ET                                                        | Beige-Brn.  | CT                                                        | Beige        |
|                                                      |             | FA                                                    | Black       | EY                                                        | Gold        |                                                           |              |
|                                                      |             | FB                                                    | Med. Blue   | EZ                                                        | Tobacco     |                                                           |              |
|                                                      |             |                                                       | Ginger      |                                                           |             |                                                           |              |

ALABAMA ONLY

\*\*White Trim with Black Components

CY1413C



**BUY IT NOW!**

Click Here To Order



INTERIOR TRIM CODES (Cont'd)

| Code                               | Trim Scheme                                      | Code | Trim Scheme                                          | Code | Trim Scheme                                          | Code | Trim Scheme                                             |
|------------------------------------|--------------------------------------------------|------|------------------------------------------------------|------|------------------------------------------------------|------|---------------------------------------------------------|
| Ruffino/Corinth. Vinyl (L/B Bench) |                                                  | ZR   | Med. Green                                           | FA   | Black                                                |      | Sphere B/Cloth and Corinth. Vinyl (L/B Bench)           |
| DA                                 | Black                                            | ZT   | Beige                                                | FB   | Med. Blue                                            | BA   | Black                                                   |
| DB                                 | Med. Blue                                        | ZZ   | Tobacco                                              | FF   | Med. Ginger                                          | BB   | Med. Blue                                               |
| DR                                 | Med. Green                                       |      | <b>MONTEGO</b>                                       | FG   | Avocado                                              | BR   | Med. Green                                              |
| DT                                 | Beige                                            |      |                                                      | FU   | Tan                                                  | BT   | Beige-Brn.                                              |
|                                    | Abalone B/Cloth and Corinth. Vinyl (L/B Bench)   |      |                                                      |      | Sebring Knit and Corinth. Vinyl (H/B Bucket)         | BZ   | Tobacco                                                 |
| GA                                 | Black                                            | AA   | Black                                                | GA   | Black                                                |      | Ruffino/Corinth. Vinyl (L/B Bench)                      |
| GB                                 | Med. Blue                                        | AB   | Med. Blue                                            | GB   | Med. Blue                                            | CA   | Black                                                   |
| GR                                 | Med. Green                                       | AR   | Med. Green                                           | GF   | Med. Ginger                                          | CB   | Med. Blue                                               |
| GT                                 | Beige                                            |      | Tahiti/Corinth. Vinyl (L/B Bench)                    | GG   | Avocado                                              | CF   | Ginger                                                  |
|                                    | Ruffino/Corinth. Vinyl (L/B Bench)               | BA   | Black                                                | GU   | Tan                                                  | CR   | Med. Green                                              |
| HA                                 | Black                                            | BB   | Med. Blue                                            | GW   | White***                                             | CT   | Beige-Brn.                                              |
| HB                                 | Med. Blue                                        | BR   | Med. Green                                           |      | <b>PINTO</b>                                         |      | Balmoral B/Cloth and Corinth. Vinyl (L/B Bench)         |
| HR                                 | Med. Green                                       |      | Sphere B/Cloth and Corinth. Vinyl (L/B Bench)        |      | Dallas/Corinth. Vinyl (H/B Bucket)                   | DA   | Black                                                   |
| HT                                 | Beige                                            | CA   | Black                                                | AA   | Black                                                | DF   | Ginger                                                  |
|                                    | Radiant B/Cloth and Corinth. Vinyl (H/B S/Bench) | CB   | Med. Blue                                            | AB   | Med. Blue                                            |      | Balmoral B/Cloth and Corinth. Vinyl (L/B Bench)         |
| JA                                 | Black                                            | CR   | Med. Green                                           | AF   | Med. Ginger                                          | EA   | Black                                                   |
| JB                                 | Med. Blue                                        | CT   | Beige-Brn.                                           | AG   | Avocado                                              | EF   | Ginger                                                  |
| JR                                 | Med. Green                                       | CZ   | Tobacco                                              | AT   | Beige-Brn.                                           |      | Ruffino/Corinth. Vinyl (L/B Bench)                      |
| JT                                 | Beige                                            |      | Ruffino/Corinth. Vinyl (L/B Bench)                   | AQ   | W/Blue*                                              | FA   | Black                                                   |
| JZ                                 | Tobacco                                          | DA   | Black                                                | AW   | W/Black*                                             | FB   | Med. Blue                                               |
|                                    | Abalone B/Cloth and Corinth. Vinyl (L/B Bench)   | DB   | Med. Blue                                            | A3   | W/Ginger*                                            | FF   | Ginger                                                  |
| KA                                 | Black                                            | DF   | Ginger                                               | AG   | W/Avocado*                                           | FR   | Med. Green                                              |
| KB                                 | Med. Blue                                        | DR   | Med. Green                                           |      | Manston B/Cloth and Corinth. Vinyl (H/B Bucket)      | FT   | Beige-Brn.                                              |
| KR                                 | Med. Green                                       | DT   | Beige-Brn.                                           | BA   | Black                                                |      | Ruffino/Corinth. Vinyl (L/B Bench)                      |
| KT                                 | Beige                                            |      | Valino/Corinth. Vinyl (L/B Flight Bench)             | BB   | Med. Blue                                            | GA   | Black                                                   |
| KZ                                 | Tobacco                                          | EA   | Black                                                | BC   | Med. Blue                                            | GB   | Med. Blue                                               |
|                                    | Ruffino/Corinth. Vinyl (L/B Bench)               | EB   | Med. Blue                                            | UC   | Orange                                               | GF   | Ginger                                                  |
| LA                                 | Black                                            | ER   | Med. Green                                           | BF   | Med. Ginger                                          | GR   | Green                                                   |
| LB                                 | Med. Blue                                        | ET   | Beige-Brn.                                           | BG   | Avocado                                              |      | Ruffino/Corinth. Vinyl (H/B Bucket)                     |
| LF                                 | Ginger                                           |      | Ruffino/Corinth. Vinyl (H/B Bucket)                  | BH   | Fuchsia                                              | KA   | Black                                                   |
| LR                                 | Med. Green                                       | FA   | Black                                                | BT   | Beige-Brn.                                           | KB   | Med. Blue                                               |
| LT                                 | Beige                                            | FB   | Med. Blue                                            | BY   | Yellow                                               | KF   | Ginger                                                  |
| LZ                                 | Tobacco                                          | FF   | Ginger                                               |      | Corinth. Vinyl (H/B Bucket)                          | KR   | Med. Green                                              |
|                                    | Radiant B/Cloth and Corinth. Vinyl (H/B S/Bench) | FR   | Med. Green                                           | CA   | Black                                                | KT   | Beige-Brn.                                              |
| MA                                 | Black                                            | FT   | Beige-Brn.                                           | CB   | Med. Blue                                            |      | Ruffino/Corinth. Vinyl (H/B Bucket)                     |
| MB                                 | Med. Blue                                        |      | Kismet B/Cloth and Corinth. Vinyl (L/B Flight Bench) | CF   | Med. Ginger                                          | MA   | Black                                                   |
| MR                                 | Med. Green                                       | GA   | Black                                                | CG   | Avocado                                              | MB   | Med. Blue                                               |
| MT                                 | Beige                                            | GB   | Med. Blue                                            | CT   | Beige-Brn.                                           | MF   | Ginger                                                  |
| MZ                                 | Tobacco                                          | GR   | Med. Green                                           | CO   | W/Blue*                                              | MR   | Med. Green                                              |
|                                    | Radiant B/Cloth and Corinth. Vinyl (L/B Bench)   | GT   | Beige-Brn.                                           | CW   | W/Black*                                             | MT   | Beige-Brn.                                              |
| NA                                 | Black                                            | GZ   | Tobacco                                              | C3   | W/Ginger*                                            |      | Inverness B/Cloth and Corinth. Vinyl (L/B Flight Bench) |
| NB                                 | Med. Blue                                        |      | Valino/Corinth. Vinyl (L/B Flight Bench)             | CG   | W/Avocado*                                           | NA   | Black                                                   |
| NR                                 | Med. Green                                       | HA   | Black                                                |      | <b>THUNDERBIRD</b>                                   | NB   | Med. Blue                                               |
| NT                                 | Beige                                            | HB   | Med. Blue                                            |      | Lambeth B/Cloth and Corinth. Vinyl (H/B Bucket)      | NR   | Med. Green                                              |
| NZ                                 | Tobacco                                          | HF   | Ginger                                               | GA   | Black                                                | NT   | Beige-Brn.                                              |
|                                    | Valino/Corinth. Vinyl (H/B S/Bench)              | HR   | Med. Green                                           | GB   | Dk. Blue                                             | NZ   | Tobacco                                                 |
| SA                                 | Black                                            | HT   | Beige-Brn.                                           | GF   | Ginger                                               |      | Sphere B/Cloth and Corinth. Vinyl (L/B Bench)           |
| SB                                 | Med. Blue                                        |      | Ruffino/Corinth. Vinyl (H/B Bucket)                  | GR   | Dk. Green                                            | OA   | Black                                                   |
| SF                                 | Ginger                                           | JA   | Black                                                |      | Aurora B/Cloth and Corinth. Vinyl (L/B S/Bench)      | OB   | Med. Blue                                               |
| SR                                 | Med. Green                                       | JB   | Blue                                                 | HA   | Black                                                | OR   | Med. Green                                              |
| ST                                 | Beige                                            | JF   | Ginger                                               | HB   | Dk. Blue                                             | QT   | Beige-Brn.                                              |
| SZ                                 | Tobacco                                          | JR   | Green                                                | HF   | Ginger                                               | OZ   | Tobacco                                                 |
|                                    | Barletta B/Cloth and Corinth. Vinyl (L/B Bench)  | JT   | Beige-Brn.                                           | HR   | Dk. Green                                            |      | Ruffino/Corinth. Vinyl (L/B Bench)                      |
| VA                                 | Black                                            |      | <b>MUSTANG</b>                                       | HY   | Gold                                                 | RA   | Black                                                   |
| VB                                 | Med. Blue                                        |      | Ruffino/Corinth. Vinyl (H/B Bucket)                  | HZ   | Tobacco                                              | RB   | Med. Blue                                               |
| VR                                 | Med. Green                                       | AA   | Black                                                |      | Natural Grain Leather and Mareau Vinyl (L/B S/Bench) | RF   | Ginger                                                  |
| VT                                 | Beige                                            | AB   | Med. Blue                                            | KA   | Black                                                | RR   | Med. Green                                              |
|                                    | Ruffino/Corinth. Vinyl (L/B Bench)               | AF   | Med. Ginger                                          | KB   | Dk. Blue                                             | RT   | Beige-Brn.                                              |
| WA                                 | Black                                            | AG   | Avocado                                              | KF   | Ginger                                               |      | Ruffino/Corinth. Vinyl (L/B Bench)                      |
| WB                                 | Med. Blue                                        | AC   | Avocado                                              | KR   | Dk. Green                                            | UA   | Black                                                   |
| WR                                 | Med. Green                                       | AU   | Tan                                                  | KY   | Gold                                                 | UB   | Med. Blue                                               |
| WT                                 | Beige                                            | AW   | White***                                             | KZ   | Tobacco                                              | UF   | Ginger                                                  |
|                                    | Ruffino/Corinth. Vinyl (L/B Bench)               |      | Sebring Knit and Corinth. Vinyl (H/B Bucket)         | KD   | W/Blue*                                              | UR   | Med. Green                                              |
| YA                                 | Black**                                          | CA   | Black                                                | KW   | W/Black*                                             | UT   | Beige-Brn.                                              |
| YB                                 | Med. Blue**                                      | CB   | Med. Blue                                            | K5   | W/Green*                                             |      | Balmoral B/Cloth and Corinth. Vinyl (L/B Bench)         |
| YR                                 | Med. Green**                                     | CF   | Med. Ginger                                          | K9   | W/Tobacco*                                           | VA   | Black                                                   |
| YT                                 | Beige**                                          | CG   | Avocado                                              |      | *White Trim with Color Components                    | VF   | Ginger                                                  |
|                                    | Valino/Corinth. Vinyl (H/B S/Bench)              | CJ   | Tan                                                  |      | <b>TORINO/RANCHERO</b>                               |      |                                                         |
|                                    | Black                                            | CW   | White***                                             |      | Akron/Corinth. Vinyl (L/B Bench)                     |      |                                                         |
|                                    | Med. Blue                                        |      | Lambeth B/Cloth and Corinth. Vinyl (H/B Bucket)      | AA   | Black                                                |      |                                                         |
|                                    |                                                  |      |                                                      | AB   | Med. Blue                                            |      |                                                         |
|                                    |                                                  |      |                                                      | AR   | Med. Green                                           |      |                                                         |
|                                    |                                                  |      |                                                      | AT   | Beige-Brn.                                           |      |                                                         |

**100% SATISFACTION GUARANTEED**

**BUY IT NOW!**

**Click Here To Order**

\*\*White Trim with Black Components

|                                             |                                                |
|---------------------------------------------|------------------------------------------------|
| <h1 style="margin: 0;">Charging System</h1> | <b>GROUP</b><br><h1 style="margin: 0;">31</h1> |
|---------------------------------------------|------------------------------------------------|

|                                       |             |                               |             |
|---------------------------------------|-------------|-------------------------------|-------------|
| <b>PART 31-01</b>                     | <b>PAGE</b> | <b>PART 31-12</b>             | <b>PAGE</b> |
| Charging System General Service ..... | 31-01-01    | G.P.D. Side Terminal          |             |
|                                       |             | Alternator .....              | 31-12-01    |
| <b>PART 31-02</b>                     |             |                               |             |
| Batteries .....                       | 31-02-01    |                               |             |
| <b>PART 31-10</b>                     |             | <b>PART 31-40</b>             |             |
| G.P.D. Rear Terminal Alternator ..... | 31-10-01    | Alternator Electro-Mechanical |             |
|                                       |             | Regulator .....               | 31-40-01    |

## PART 31-01 Charging System General Service

| COMPONENT INDEX             | Page  | COMPONENT INDEX                   | Page  |
|-----------------------------|-------|-----------------------------------|-------|
| DESCRIPTION AND OPERATION   |       | TESTING (Cont.)                   |       |
| Fuse Link .....             | 01-01 | Tests Using the Rotunda ARE 20-22 |       |
| REMOVAL AND INSTALLATION    |       | Alternator Regulator Tester ..... | 01-04 |
| Fuse Link Replacement ..... | 01-11 | Tests Using the Rotunda ARE 27-38 |       |
| TESTING                     |       | Volt-Amp.—Alternator Tester ...   | 01-04 |
| Charging System             |       | Tests Using a Voltmeter .....     | 01-02 |
| Bench Tests .....           | 01-05 | Fuse Link Continuity Test .....   | 01-09 |
| On-Vehicle Tests .....      | 01-02 |                                   |       |

### DESCRIPTION AND OPERATION

#### CHARGING SYSTEM FUSE LINK

The fuse link is a short length of insulated wire integral with the engine compartment wiring harness. It is several wire gages smaller than the circuit that it protects. Production fuse links are the color of the circuit being supplied by the fuse link. Service fuse links are green or black depending on the circuit.

on the wire or on the terminal insulator. Color identification of the flag or connector is Red—18 Ga. wire, Orange—16 Ga. wire, or Green—14 Ga. wire. Fig. 1 shows fuse link installations.

When heavy current flows, such as when a booster battery is connected incorrectly or a short to ground occurs in the wiring harness, the fuse link burns

out and protects the alternator or wiring.

A burned out link may have bare wire ends protruding from the insulation, or it may only have expanded or bubbled insulation with illegible identification. If it is hard to determine if the link is burned out, perform a continuity test.



BUY IT NOW!

Click Here To Order



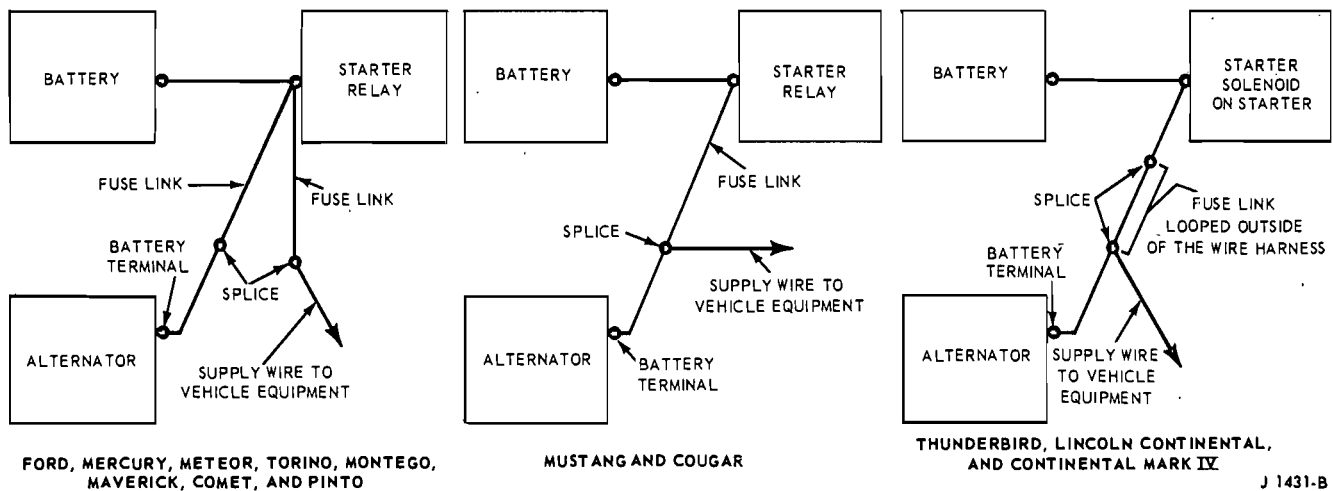


FIG. 1 Fuse Link Installation

## TESTING

The alternator and alternator regulator are precision built units, and the equipment to make tests in the charging system must be accurate. Voltmeters must be accurate within 0.1 (one tenth) volt within the range of 12 to 16 volts and ammeters within one ampere at 30 to 65 amperes to permit correct measurement of the alternator and regulator. The meters on Rotunda equipment should be calibrated once a year and the date of calibration stamped on the meter face. It is recommended that this practice be followed by all technicians in order to maintain their meters at acceptable accuracy.

Where applicable, the tests are divided into On Vehicle and On Bench Test procedures. Either procedure can be followed depending on the equipment available for the tests.

Trouble shooting or diagnosis is required before actual repairs can be made in the electrical system. Even where an obvious fault makes the replacement of a unit necessary, you must still find out why the unit failed. The trouble shooting procedures given in the Electrical Systems Diagnosis Manual will aid in making a correct diagnosis. When a trouble is diagnosed correctly, unnecessary repairs are prevented, the time the vehicle is out of service will be decreased, and the repairs that are made will be permanent.

### ON VEHICLE TESTS

performing charging system

**BUY IT NOW!**

**Click Here To Order**



warning lamp does not come on and/or never goes out. This information will aid in isolating the part of the system causing the problem.

The battery must be in proper state of charge (at least 1.200 specific gravity).

### VISUAL INSPECTION

1. Check the fuse link located between the starter solenoid and the alternator. Replace the fuse link if burned.
2. Check the battery posts and battery cable terminals for clean and tight connections. Remove the battery cables (if corroded), clean and install them securely.
3. Check for clean and tight wiring connections at the alternator, regulator and engine.
4. Check the alternator belt tension and tighten to specification (if necessary).

### INDICATOR LIGHT-ALTERNATOR CHARGING SYSTEM

#### Normal Charge Indicator

With Ignition switch off — Alternator lamp is off

With ignition switch on (engine not running) — Alternator lamp is on

With ignition switch on (engine running) — Alternator lamp is off

1. If the charge indicator lamp does not come on with the ignition key in the on position and the engine not running, check the I wiring circuit for an open circuit or burned out charge indicator lamp (ignition switch to regulator I terminal).
2. If the charge indicator light does not come on, disconnect the wiring plug connector at the regulator and connect a jumper wire from the I terminal of the regulator wiring plug

to the negative battery post cable clamp.

3. The charge indicator lamp should go on with the ignition key turned to the on position.
4. If the charge indicator bulb does not go on, check the bulb for continuity and replace (if burned out).
5. If the bulb is not burned out, an open circuit exists between the ignition switch and the regulator.

A good indication of a problem in the I wiring circuit (ignition switch to regulator I terminal) will show when the charge indicator light goes out with high engine rpm. This is caused by an open circuit in the 15 ohm resistor wire (connected in parallel with the indicator light) generally at the terminal point (either end of the resistor wire).

### AMMETER-ALTERNATOR CHARGING SYSTEM

#### Normal Charge Indicator

With ignition switch off and no electrical load — Ammeter should show 0 or center scale.

With ignition switch on engine running — Needle deflects toward charge and returns toward center scale in two steps (fully charged battery).

With ignition switch off and headlamps on — Ammeter should show between 0 and discharge scale.

Refer to the Ford Car and Truck Diagnosis Manual for diagnosis of the alternator charging system.

### TESTS USING A VOLTMETER

When performing charging system tests with a voltmeter, turn OFF all lights and electrical components. Place the transmission in neutral and apply the parking brake. The battery must be charged to at least 1.200 specific gravity before starting the test.

**Voltmeter Test Procedure**

1. Connect the negative lead of the voltmeter to the negative battery cable clamp (not bolt or nut).
2. Connect the positive lead of the voltmeter to the positive battery cable clamp (not bolt or nut).
3. Record the battery voltage reading shown on the voltmeter scale.
4. Connect the red lead of a tachometer to the distributor terminal of the coil and the black tachometer lead to a good ground.
5. Then, start the engine and operate the engine at approximately 1500 rpm. With no other electrical load (foot off brake pedal and car doors closed), the voltmeter reading should increase 1 volt and not exceed 2 volts above the first recorded battery voltage reading. The reading should be taken when the voltmeter needle stops moving.
6. With the engine running, turn on the heater and/or air conditioner blower motor (high speed) and headlights on (high beam).
7. Increase the engine speed to 2000 rpm. The voltmeter should indicate a minimum of 0.5 volt above the first recorded battery voltage (Fig. 2).

If the above tests indicate proper voltage readings, the charging system is operating normally. Proceed to Test Results if a problem still exists.

**Test Results**

1. If the voltmeter reading indicates **over voltage** (more than 2.0 volts above battery voltage), stop the engine and check the ground connections between the regulator and alternator and/or regulator to engine. Clean and tighten connections securely and repeat the **Voltmeter Test Procedure**.
2. If **over voltage** condition still exists, disconnect the regulator wiring plug from the regulator and repeat the **Voltmeter Test Procedure**.
3. If **over voltage** condition disappears (voltmeter reads battery voltage), replace voltage regulator and repeat the **Voltmeter Test Procedure**.
4. If **over voltage** still exists with the regulator wiring plug disconnect, repair the short in the wiring harness between the alternator and regulator. Then, replace the regulator and connect the regulator wiring plug to the regulator and repeat the **Voltmeter Test Procedure**.

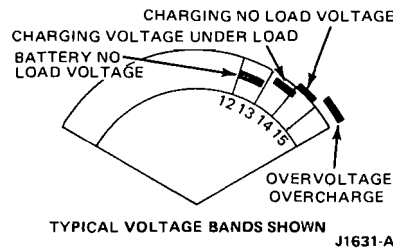


FIG. 2 Voltmeter Test Scale

Repair the wiring if no voltage is present at these terminals, and repeat the **Voltmeter Test Procedure**.

6. If the voltmeter reading does not increase one volt above battery voltage, proceed to the next step before performing field circuit tests.
7. Before performing other tests, the field circuit (regulator plug to alternator) must be checked for a grounding condition. If the field circuit is grounded and the jumper wire used as a check at the regulator wiring plug from the A to F terminals (Fig. 3), excessive current will cause heat damage to the regulator wiring plug terminals and may burn the jumper wire (Fig. 3). Also, if the field circuit was grounded, the connector wire inside the regulator will be burned open and an under voltage condition will result.
8. The field circuit should be checked with the regulator wiring plug disconnected and an ohmmeter connected from the F terminal of the regulator wiring plug to the battery ground. The ohmmeter

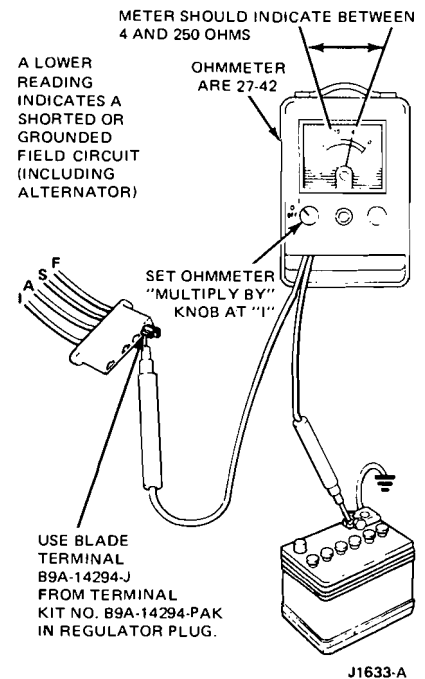


FIG. 4 Field Circuit Test

should indicate between 4 and 250 ohms (Fig. 4).

9. A check for the regulator burned-open wire is made by connecting an ohmmeter from the I to F terminals of the regulator (Fig. 5). The reading should indicate 0 (no resistance). If the reading indicates approximately 10 ohms, the connector wire inside the regulator is open. The field circuit grounded condition must be found and repaired before installing new regulator.

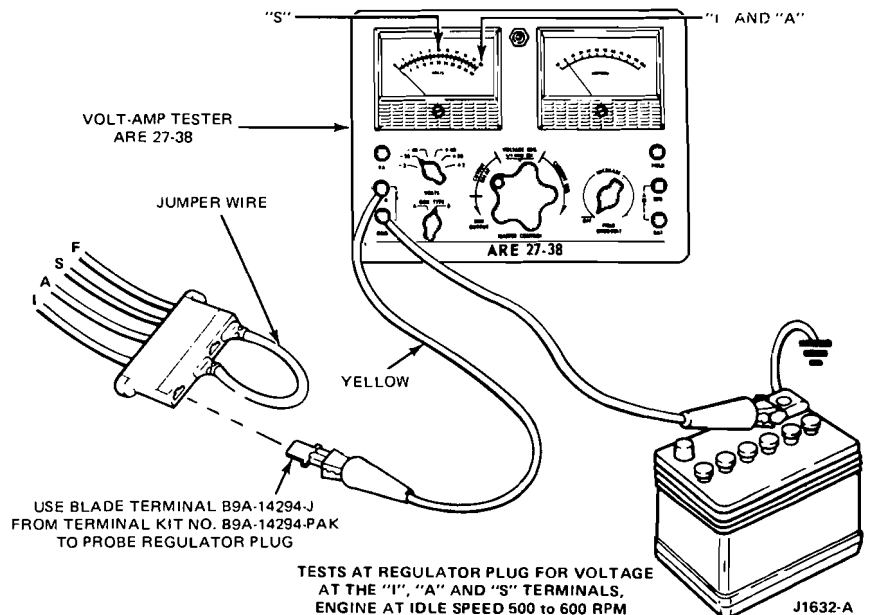


FIG. 3 Regulator Plug Voltage Tests

**100% SATISFACTION GUARANTEED**

**BUY IT NOW!**

**Click Here To Order**

not the e he

PayPal American Express Discover Novus MasterCard VISA



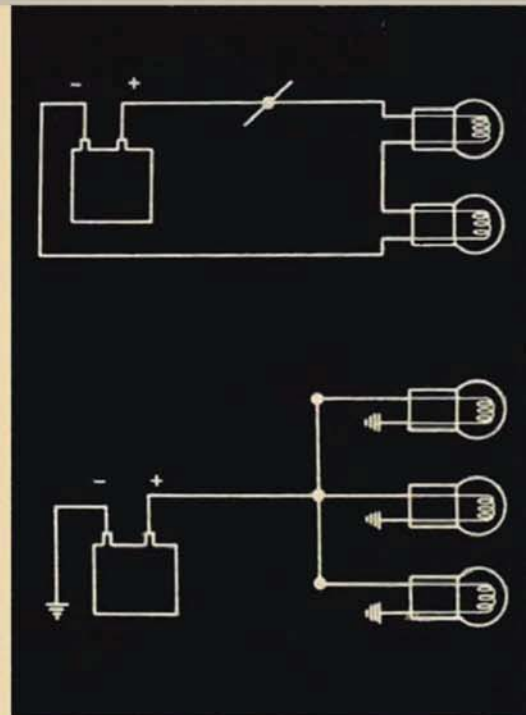
READY REFERENCE

13001

# HOW TO READ WIRING DIAGRAMS



VOL 68 S7 L2A



**BUY IT NOW!**

**Click Here To Order**



# HOW TO READ WIRING DIAGRAMS

COURSE 13001 • VOL. 68 S7 L2A

## TABLE OF CONTENTS

Page

### INTRODUCTION

|                                                                          |           |
|--------------------------------------------------------------------------|-----------|
| <b>A LOGICAL APPROACH TO ELECTRICAL DIAGNOSIS . . . . .</b>              | <b>1</b>  |
| Like reading a road map . . . . .                                        | 2         |
| How wires are numbered and color-coded . . . . .                         | 2         |
| <b>CIRCUIT – A COMPLETE ELECTRICAL PATH BETWEEN TWO POINTS . . . . .</b> | <b>5</b>  |
| 2-wire circuit . . . . .                                                 | 6         |
| Single wire circuit . . . . .                                            | 6         |
| Ground connections . . . . .                                             | 7         |
| <b>OPEN CIRCUITS . . . . .</b>                                           | <b>8</b>  |
| Shorts . . . . .                                                         | 9         |
| Grounded circuit . . . . .                                               | 9         |
| Series and parallel open circuits . . . . .                              | 10        |
| <b>BREAKS IN PARALLEL CIRCUITS . . . . .</b>                             | <b>11</b> |
| Common points . . . . .                                                  | 14        |
| Splices . . . . .                                                        | 15        |
| Fuses and circuit breakers . . . . .                                     | 17        |
| Quick disconnects . . . . .                                              | 18        |
| Male and female elements . . . . .                                       | 20        |
| Types of quick disconnects . . . . .                                     | 22        |
| <b>HINTS FOR TRACING WIRES THROUGH A DRAWING . . . . .</b>               | <b>23</b> |
| Curve directions . . . . .                                               | 23        |
| Common points . . . . .                                                  | 24        |
| Switches . . . . .                                                       | 25        |
| Relays . . . . .                                                         | 26        |
| Assemblies . . . . .                                                     | 28        |
| Locating the assembly . . . . .                                          | 29        |
| Finding the wire . . . . .                                               | 30        |
| <b>SUMMARY . . . . .</b>                                                 | <b>31</b> |

100% SATISFACTION GUARANTEED

**BUY IT NOW!**

Click Here To Order

PayPal American Express Discover MasterCard VISA

The descriptions, testing procedures, and specifications in this handbook were approved for printing. Ford Motor Company reserves the right to change specifications without notice and without incurring

NATIONAL SERVICE OFFICE  
FORD DIVISION



FIRST PRINTING – JANUARY, 1968

© 1968 FORD MOTOR COMPANY  
DEARBORN, MICHIGAN

# INTRODUCTION

## *The Why and Wherefore of Wiring Diagrams*

To the uninformed, a wiring diagram — or a wiring assembly — looks like it might take a genius to figure out.

Not so — as you'll find out when you get better acquainted with these subjects.

There're as understandable and logical as a road map and road markers, when you're finding your way on a cross-country drive.

The ability to read a wiring diagram and relate it to a vehicle's wiring system is, of course, an essential part of a modern service technician's skill. And it's growing in relative importance, too, due to owner's increasing demands for the comforts and conveniences supplied by electrically-operated options and accessories. This opens up greater opportunities, for the forward-looking technician.

## *The Purpose of this Booklet . . .*


. . . is to acquaint you with the systems by which electrical circuits are traced on vehicles. Specifically, it is designed to help you acquire the ability to make your own power checks, quickly and accurately.

## *Scope of the Booklet*

Basically, this is a printed version of the film, "How to Read a Wiring Diagram." It is in no sense a manual of the shop methods by which electrical repairs are made.

It *can* be a helpful guide that can introduce you to the principles of wiring diagrams and vehicle wiring. As you gain experience in reading wiring diagrams, you'll accumulate your own know-how in this important skill. When it becomes "second nature" to you, these pages will have served their purpose — and yours.





To show how to read wiring diagrams — and to explain how they can be used to help you troubleshoot problems in the electrical system — is what this booklet is all about. Obviously, these are important subjects.

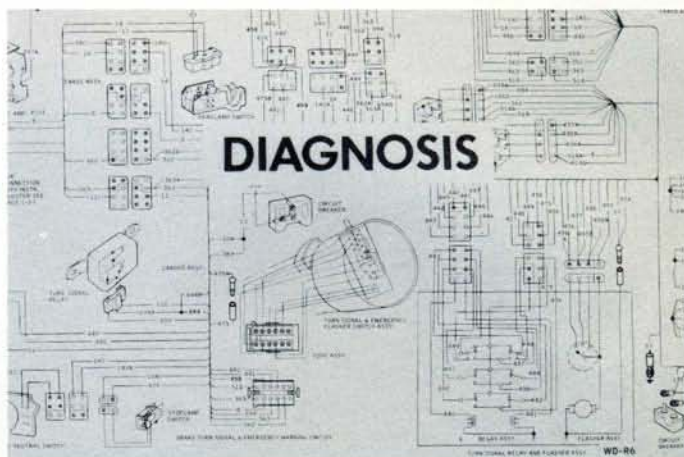
## A LOGICAL APPROACH TO ELECTRICAL DIAGNOSIS



If a customer comes in because his headlights aren't working, you can't just make a snap decision. That's not the *professional way*.



When you go to a doctor, for example, he tries to find out what's *really* wrong with you. He looks beyond the aches and pains you feel, to see what's *causing* the trouble. We call this, *diagnosis*.



Troubleshooting an electrical system calls for diagnosis, too — *Your* diagnosis. *You're* the doctor. You must find out what's causing the trouble, and fix it.



**BUY IT NOW!**

**Click Here To Order**

unit may be the way may not. Snap professional.

