

Motorcraft

1973 / 79

Truck Master Parts and Accessories Catalog (600-900 Series)

FORD MOTOR COMPANY

Dearborn, Michigan



BUY IT NOW!

Click Here To Order 



April 1980



License #2011747

Copyright © 2012, Forel Publishing Company, LLC, Woodbridge, Virginia

All Rights Reserved. No part of this book may be used or reproduced in any manner whatsoever without written permission of Forel Publishing Company, LLC. For information write to Forel Publishing Company, LLC, 3999 Peregrine Ridge Ct., Woodbridge, VA 22192

1973/79 Ford Truck Master Parts and Accessories Catalog (600-900 Series)

EAN: 978-1-60371-093-0

ISBN: 1-60371-093-0

Forel Publishing Company, LLC

3999 Peregrine Ridge Ct.

Woodbridge, VA 22192

Email address: sales@ForelPublishing.com

Website: <http://www.ForelPublishing.com>



This publication contains material that is reproduced and distributed under a license from Ford Motor Company. No further reproduction or distribution of the Ford Motor Company material is allowed without the express written permission of Ford Motor Company.

Note from the Publisher

This product was created from the original Ford Motor Company's publication. Every effort has been made to use the original scanned images, however, due to the condition of the material; some pages have been modified to remove imperfections.

Disclaimer

Although every effort was made to ensure the accuracy of this book, no representations or warranties of any kind are made concerning the accuracy, completeness or suitability of the information, either expressed or implied. As a result, the information contained within this book should be used as general information only. The author and Forel Publishing Company, LLC shall have neither liability nor responsibility to any person or entity with respect to any loss or damage caused, or alleged to be caused, directly or indirectly by the information contained in this book. Further, the publisher and author are not engaged in rendering legal or other professional services. If legal, mechanical, electrical, or other expert assistance is required, the professional should be sought.



1

1973/79
TRUCK SERIES 600/900
MASTER PARTS AND ACCESSORIES CATALOG

GENERAL
INFORMATION

FORM FPS 8097-A
 (Text Only)
 FORD PARTS and SERVICE DIVISION

INDEX

Abbreviations	31,32
Attaching Parts (Nuts, Bolts, etc.)	14
Cross Reference List between Manufacturers' and Ford Part Numbers	15
Diesel Engine Models	13
D. S. O.	14
Exhaust Systems Certification.	4
F. S. O.	14
Formats	3
General Instructions	2
How to Order Parts	14
How to Use This Catalog	2
Identification	3
Liquid Measure	14
Locator Codes	14
L. P. O.	14
Metric to inches conversion chart.	33,34
Model Codes	13
Model Year Application	13
R. H. and L. H. Parts	3
Soft Trim	13
Symbols Used Regularly in Catalog	2
Truck Specification List (T. S. L.)	16 thru 30

FORD PART NUMBERING SYSTEM

Body Parts Group Numbering System	4
Explanation of the Ford Part Numbering System	4
Group Numbers and Related Catalog Sections	9 thru 12
Motorcraft Sales Part Numbers	3
Part Name Index	5 thru 8

HOW TO ORDER PARTS

Bendix Westinghouse Air Brake Parts	15
Diesel Engine Parts	15
Ford Parts	14
Heavy Truck Power Steering	15
Industrial Engine and Power Unit Parts	15

WARRANTY PLATE and CERTIFICATION LABEL

Assembly Plant Codes	43
Auxiliary Transmission Codes	55
Body Type Codes	50 thru 52
Body Type Descriptions	52
Body Type Illustrations	53, 54
Color Codes - Exterior Paint	43
Diagrams and Instructions	35 thru 38
District Codes	63
Engine Codes	40 thru 42
Front Axle Codes	62, 63
Gross Vehicle Weight	63
Main Transmission Codes	55, 56
Model Codes	44 thru 50
Numerical Sequence of Assembly by Truck Serial Number.	43
Rear Axle Ratio Codes	57 thru 61
Serial Number	43
Series Codes	39, 40
Trim Codes	50
Vehicle Identification Number	37, 38
.	43



BUY IT NOW!

Click Here To Order 







COPYRIGHT © 1980

FORD MOTOR
COMPANY

— DEARBORN, MICHIGAN

NEW ISSUE

1973/79
GENERAL INFORMATION TRUCK SERIES 600/900

SYMBOLS USED REGULARLY IN CATALOG

The following symbols appearing on text pages are to be interpreted as follows:

- * Indicates Motorcraft Sales Part Number.
- # Indicates some form of identification such as part number, stamping, paint stripes and tags.
- ★ Symbol indicates part is not supplied for service for the following reasons:
 - a. Part is superseded and replaced as indicated in the description column of text.
 - b. Part can be improvised as indicated in the description column of text.
 - c. Due to its function there would be little or no demand.

NOTE: ALWAYS REFER TO THE DESCRIPTION COLUMN OF THE TEXT FOR POSSIBLE SUBSTITUTION, OR FOR MATERIAL SPECIFICATIONS AND DIMENSIONS WHICH MAY BE HELPFUL IN OBTAINING THE NON-SERVICED PART LOCALLY

GENERAL INSTRUCTIONS

This Ford Truck Master Parts Catalog contains replacement parts and accessories information for truck series B600/750, C-CT600/900, CL-CLT900, F700/750, L-LN-LNT-LT-LTS600/900 and W-WT900 for model year 1973/ for U.S. and Canadian built vehicles. Also included are the related Diesel engine models, Series B7000 thru WT9000. Unique Canadian part numbers and applications have been identified by a symbol (♣) and footnoted. Unique U.S. part numbers and applications have been identified by a symbol (★) and footnoted. Use this Text Catalog in conjunction with the Illustration Catalog, form FPS 8097-B.

Refer to the Index on Page 1 for a listing of the items appearing in the General Information Section.

HOW TO USE THIS CATALOG

There are three ways of finding part numbers if the group number is not known.

1. By Part Name.
2. By Illustration.
3. By Identification.

Should an inquiry be received for a chrome radiator grille for a 1978 CL-CLT:

BY PART NAME -

- A. Refer to the Chassis Parts Alphabetical Index.
- B. Refer to the alphabetical nomenclature and find the part name "Grille (radiator)". The group number listed is 8200.
- C. Refer to group number 8200 and locate 1978 in the "YEAR" column. Find the series CL-CLT in the "MODEL/RESTRICTIONS" column.
- D. The part number shown is D8HZ 8150-A.

BY ILLUSTRATION -

- A. Refer to the Illustration Catalog (form FPS 8097-B) to the tabbed divider marked "COOLING-GRILLE".
- B. Refer to the index immediately behind the divider and find the illustration titles for the CL-CLT Series.
- C. Under the heading "RADIATOR GRILLE and RELATED PARTS" find the "Grille illustration for the 1978 CL-CLT.
- D. Refer to the illustration designated (on page 1 of Illustration Section 82) and find the group number for the grille to be 8150.
- E. Refer to group number 8150 in this Text Catalog and locate 1978 in the "YEAR" column. Find the series CL-CLT in the "MODEL/RESTRICTIONS" column.
- F. The part number shown is D8HZ 8150-A.



1973/79 TRUCK SERIES 600/900

**GENERAL
INFORMATION**

3

HOW TO USE THIS CATALOG cont.'d

BY IDENTIFICATION -

Certain parts and most major assemblies are identified with a part number shown on an attached tag or plate or on the part itself. Reference to identification numbers is made throughout the catalog and cross reference charts are included in some sections to provide immediate knowledge of the service part number when the identification number is known. All identification information other than charts will be preceded by the symbol (#).

IMPORTANT - Identification tags and plates must be retained with the part or assembly with which they are originally supplied.

R.H. and L.H. PARTS

The driver's side is the left hand side of the vehicle and determines whether such parts as fenders, lamps, etc. are right or left hand.

Most Right Hand and Left Hand parts are listed in adjacent columns as shown in the following examples:

YEAR	MODEL/RESTRICTIONS	PART NUMBER	DESCRIPTION	QTY.
77/	F600/750	(RH) D8TZ 5020124-A	(LH) D8TZ 5020125-A	1

MOTORCRAFT SALES PART NUMBERS

To facilitate the stocking and handling of those service parts which are assigned both service part numbers and Motorcraft Sales Part Numbers, the Motorcraft Sales Part Numbers are preceded by an asterisk (*) and are usually located at the beginning of the description column.

For example, refer to Section 96, group 9601. The service part number for a carburetor air cleaner element used on a F880 with an 8 cyl. 475 C.I.D. engine is D4HZ 9601-A and the Motorcraft Sales Part Number is FA-586. In the catalog this item will be shown as D4HZ 9601-A *FA-586.

YEAR	MODEL/RESTRICTIONS	ENGINE		PART NUMBER		DESCRIPTION
		CYL.	C.I.D.	AIR CLEANER ASSY.	ELEMENT	
74/77	F880	8	475	D4HZ 9600-C	D4HZ 9601-A *FA-586	Standard type

FORMATS

Various formats are used throughout this catalog to coincide with the normal procedure for selecting the affected part numbers. Most areas of the catalog use a format arranged in the order shown below.

Column -

1. Model year.
2. Type of vehicle or equipment within a specific model year.
3. Complete part number.
4. Description, size, etc.
5. Quantity required per vehicle.

Formats peculiar to a particular area of the catalog are generally self explanatory. When necessary, instructions are shown at the beginning of the affected group. For instance, the various charts and parts list method of cataloging in the Carburetor Section are explained on Page 1 of Section 95.



BUY IT NOW!

Click Here To Order






**GENERAL
INFORMATION**

**1973/79
TRUCK SERIES 600/900**

EXHAUST SYSTEMS CERTIFICATION

"For their intended application as specified in this catalog, the exhaust system parts and systems listed for sale have been certified to be in compliance with the requirements of the rules of the Florida Department of Environmental Regulation (Chapter 17-18, Part III of the Florida Administrative Code)."

EXPLANATION OF THE FORD PART NUMBERING SYSTEM

For greater convenience this catalog is divided into specific sections; such as brakes, front suspension, engine, transmission, etc. For example, FRONT SUSPENSION appears in Section 32, STEERING WHEELS in Section 36, REAR AXLE in Section 40, etc. The applicable exploded illustrations are contained in separate sections which are related to the Text Section numbers. For example, STEERING WHEEL illustrations appear in Illustration Section 36 of the Illustration Catalog, form FPS 8097-B.

The part number groups, part names and the section numbers under which each is listed are shown on pages 5, 6, 7 and 8 of the General Information Section.

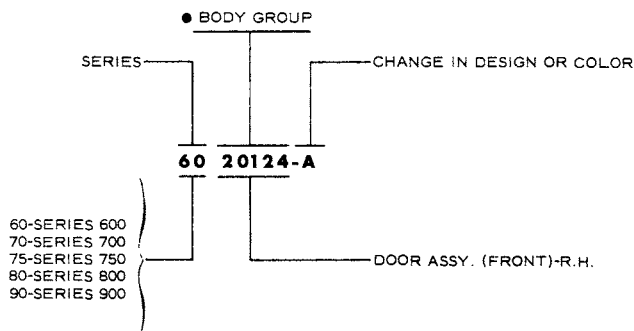
In numerical listings, expanded group numbers will be considered to follow the same sequence as the regular group numbers from which they are expanded and are arranged in Catalogs as follows.

**3538
3C538
3634
3A634**

Illustrations contain group numbers only, therefore, it is necessary to refer to the group within this Text Catalog for complete applicable part numbers.

BODY PARTS GROUP NUMBERING SYSTEM

FOLLOWING IS A DIAGRAM OF THE BODY PARTS GROUP NUMBERING SYSTEM



● These five digits comprise the Body Group Numbers used throughout each body parts section.

100% SATISFACTION GUARANTEED

BUY IT NOW!

Click Here To Order

PayPal American Express Discover MasterCard VISA

1973/79 TRUCK SERIES 600/900

**GENERAL
INFORMATION**

5

PART NAME INDEX

Below are various major groups appearing in the Chassis and Body Sections of this Catalog. An Alphabetical Index for all chassis parts follows the General Information Section. A complete index of body parts is included at the beginning of the Body Section and a complete index of soft trim parts is included at the beginning of the Soft Trim Sections.

CHASSIS PARTS

MAJOR GROUP	• TABBED DIVIDER TITLE	SECTION
Accelerator Linkage	Fuel	96
Accessories	Listed in their appropriate groups as identified in this index	
Adhesives	Wheel-Brake	Paint
Air Cleaner	Fuel	96
Air Conditioner	Speedo. -Bumper-Shocks-Air Cond.	180
Alternator	Generator-Alternator-Starter-Distributor	103
Automatic Transmission	Automatic Transmission	A70
Axle (Front)	Front Axle-Steering	30
Axle (Rear)	Rear Axle	40
Battery	Generator-Alternator-Starter-Distributor	103
Battery Carriers	Generator-Alternator-Starter-Distributor	103
Belt (Drive)	Cooling-Grille	80
Brake System	Wheel-Brake	20
Bulbs	Lamps-Wiring	130
Bumpers	Speedo. -Bumper-Shocks-Air Cond.	170
Camshaft	Engine	60
Cap (Radiator)	Cooling-Grille	80
Carburetor	Fuel	95
Carrier (Wheel)	Wheel-Brake	11
Chemicals	Wheel-Brake	Paint
Clutch	Transmission-Clutch	75
Clutch Assy. (Fan)	Cooling-Grille	80
Cold Start Aid	Fuel	90
Cooling System	Cooling-Grille	80
Coupling Shaft	Driveshaft-Coupling Shaft	48.1
Crankcase Vent System	Engine	60
Cylinder Block	Engine	60
Cylinder Head and Valves	Engine	60
Distributor	Generator-Alternator-Starter-Distributor	120
Drive Belt	Cooling-Grille	86
Driveshaft	Driveshaft-Coupling Shaft	46.1
Electrical	Lamps-Wiring	130
Electrical	Generator-Alternator-Starter-Distributor	103
Emission Control (Thermactor)	Fuel	90
Engine	Engine	60
Engine Supports	Engine	60
Engine Warning System	Generator-Alternator-Starter-Distributor	103
Exhaust System	Frame-Muffler-Exhaust	52.1



BUY IT NOW!

Click Here To Order 






logs only

COPYRIGHT © 1980

FORD MOTOR
COMPANY

— DEARBORN, MICHIGAN

NEW ISSUE

PART NAME INDEX

CHASSIS PARTS cont'd.

MAJOR GROUP	● TABBED DIVIDER TITLE	SECTION
Fan	Cooling-Grille	80
Fenders	Fender-Hood	160
Frame	Frame-Muffler-Exhaust	50
Front Axle	Front Axle-Steering	30
Front Springs	Springs-Rear Suspension	52
Front Suspension	Front Axle-Steering	32
Fuel Filter	Fuel	90
Fuel Pump	Fuel	93
Fuel System	Fuel	90
Fuel Tank	Fuel	90
Gearshift Lever	Transmission-Clutch	71
Governors		120
Grille	Cooling-Grille	80
Heater	Speedo. -Bumper-Shocks-Air Cond.	180
Hood	Fender-Hood	160
Horns	Lamps-Wiring	130
Hose (Radiator)	Cooling-Grille	80
Hubs	Wheel-Brake	11
Ignition Switch	Generator-Alternator-Starter-Distributor	110
Ignition System	Generator-Alternator-Starter-Distributor	110
Instrument Cluster	Generator-Alternator-Starter-Distributor	103
Jack	Speedo. -Bumper-Shocks-Air Cond.	170
Lamps	Lamps-Wiring	130
Lever (Gearshift)	Transmission-Clutch	71
Linkage (Accelerator)	Fuel	96
Linkage (Steering)	Front Axle-Steering	32
Main Wiring	Lamps-Wiring	140
Manifold	Fuel	93
Mirrors	Speedo. -Bumper-Shocks-Air Cond.	170
Mufflers	Frame-Muffler-Exhaust	52.1
Oil Pump	Engine	60
Paint	Wheel-Brake	Paint
Piston and Connecting Rod	Engine	60
Pulley (Crankshaft)	Engine	60
Pulley (Water Pump)	Cooling-Grille	83
Pump (Fuel)	Fuel	93
Pump (Oil)	Engine	60
Pump (Water)	Cooling-Grille	83



BUY IT NOW!
Click Here To Order

PayPal American Express Discover MasterCard VISA

gs only

**1973/79
TRUCK SERIES 600/900**

**GENERAL
INFORMATION**

7

PART NAME INDEX

CHASSIS PARTS cont'd.

MAJOR GROUP	• TABBED DIVIDER TITLE	SECTION
Radiator	Cooling-Grille	80
Radio	Speedo. -Bumper-Shocks-Air Cond.	180
Rear Axle	Rear Axle	40
Rear Springs	Springs-Rear Suspension	52
Regulator (Voltage)	Generator-Alternator-Starter-Distributor	103
Shaft (Coupling)	Driveshaft-Coupling Shaft	48.1
Shock Absorber	Speedo. -Bumper-Shocks-Air Cond.	180
Shroud (Fan)	Cooling-Grille	80
Shutters	Cooling-Grille	80
Spacer (Pulley to Fan)	Cooling-Grille	80
Spare Wheel Carrier	Wheel-Brake	11
Speedometer	Speedo. -Bumper-Shocks-Air Cond.	170
Springs	Springs-Rear Suspension	52
Stabilizer	Springs-Rear Suspension	52
Starter	Generator-Alternator-Starter-Distributor	103
Steering	Front Axle-Steering	35
Steering Gear	Front Axle-Steering	35.1
Steering Linkage	Front Axle-Steering	32
Suspension (Front)	Front Axle-Steering	32
Suspension (Rear)	Springs-Rear Suspension	52
Switch (Ignition)	Generator-Alternator-Starter-Distributor	110
Switch (Turn Indicator)	Lamps-Wiring	130
Tachometer	Speedo. -Bumper-Shocks-Air Cond.	170
Tank (Fuel)	Fuel	90
Thermactor	Fuel	90
Thermostat (Water)	Cooling-Grille	83
Thermostatic Choke Control	Fuel	90
Transfer Case	Transmission-Clutch	70
Transmission (Automatic)	Automatic Transmission	A70
Transmission (Manual)	Transmission-Clutch	70
Transmission (Transmatic)	Transmatic Transmission	T70
Valves, Push Rods and Covers	Engine	60
Voltage Regulator	Generator-Alternator-Starter-Distributor	103
Water Pump	Cooling-Grille	80
Wheels	Wheel-Brake	10
Windshield Washer	Speedo. -Bumper-Shocks-Air Cond.	170
Windshield Wiper	Speedo. -Bumper-Shocks-Air Cond.	170
Wiring (Main)	Lamps-Wiring	140



BUY IT NOW!

Click Here To Order



Dealers only

COPYRIGHT © 1980

FORD MOTOR
COMPANY

— DEARBORN, MICHIGAN

NEW ISSUE

1973/79
TRUCK SERIES 600/900

PART NAME INDEX

BODY and SOFT TRIM PARTS

MAJOR GROUP	• TABBED DIVIDER TITLE	SECTION
Body Bolt Chart	Body Parts	100
Cabs	Body Parts	000
Carpets	Soft Trim	Soft Trim
Cowl	Body Parts	000
Dash Panel	Body Parts	000
Door (Front)	Body Parts	200
Floor	Body Parts	000
Floor Mats	Soft Trim	Soft Trim
Front Door	Body Parts	200
Front Seat	Body Parts	600
Front Seat Track	Body Parts	600
Glove Compartment	Body Parts	000
Instrument Panel	Body Parts	000
Platform and Racks	Body Parts	000
Quarter	Body Parts	200
Roof	Body Parts	400
Seat (Front)	Body Parts	600
Seat Covers	Soft Trim	Soft Trim
Sleeping Compartment	Body Parts	400
Stripe Kits	Body Parts	200
Sun Visors	Soft Trim	Soft Trim
Trim Panels	Soft Trim	Soft Trim
Windshield	Body Parts	000



BUY IT NOW!

Click Here To Order



...s only.

**1973/79
TRUCK SERIES 600/900**

**GENERAL
INFORMATION**

GROUP NUMBERS and RELATED PART NAMES and CATALOG SECTIONS

Following is an index of the group number ranges, part names and their related catalog section numbers.

CHASSIS PARTS

GROUP NUMBER RANGE	PART NAME	CATALOG SECTION NUMBER
Miscellaneous	Paints and chemicals	Paint
1000 - 1099	Wheels	10
1100 - 1999	Hubs and drums	11
1102	Front hub parts lists	11.1
1109	Rear hub parts lists	11.2
2000 - 2199	Brakes	20
	Front brake parts lists	20.1
2200 - 2399	Brakes	22
	Rear brake parts lists	22.1
	Rear brake chamber parts lists	22.2
2300 - 2599	Brakes	23
	Brake booster parts lists	23.1
2600 - 2999	Brakes	26
2600 - 2999	Parking brake parts lists	26.1
3000 - 3199	Front axle and suspension	30
3000 - 3999	Front axle parts lists	30.3, 30.4, etc.
3200 - 3499	Front axle and suspension	32
3500 - 3599	Steering gear	35
3504	Steering gear parts lists	35.1
3A540	Power steering cylinder and parts lists	35.2
3600 - 3999	Steering wheel and column	36
3A691	Power steering pump and parts lists	36.1
4000 - 4305	Rear axle identification chart	40
4000 - 4999	Rear axle parts lists	40.1
4000 - 4599	Rear axle	41
4600 - 4799	Driveshaft	46
	Driveshaft application chart	46.2, 46.3, etc.
4602 - 4606	Driveshaft identification chart	46.1
4800 - 4899	Coupling shaft	48
4810 - 4817	Coupling shaft cross reference guide	48.1
4816 - 4817	Coupling shaft identification chart	48.1
	Coupling shaft application chart	48.2, 48.3, etc.
	Coupling shaft parts lists	48.1
	Driveshaft cross reference guide	48.1
5000 - 5006	Frame	50
5007 - 5199	Cross members	50
5200 - 5299	Muffler	52
	Exhaust system parts lists	52.1
5300 - 5499	Front springs and stabilizer	53
5500 - 5999	Rear springs and suspension	55
	Engine identification chart	60
6000 - 6899	Engine parts lists - 6 cyl. 300 H/D	60.1
	Engine parts lists - 8 cyl. 330, 359, 361, 389, 391	60.2
	Engine parts lists - 8 cyl. 401, 475, 477, 534	60.3
	Engine parts lists - 6 cyl. 855, 927 Cummins Diesel	60.4
	Engine parts lists - 6 cyl. 426, 552 and 8 cyl. 568 and 736 Detroit Diesel	60.5
	Engine parts lists - 8 cyl. 522, 573, 636 Caterpillar Diesel	60.6
	Engine parts lists - 6 cyl. 1150 and 8 cyl. 555, 903 Cummins Diesel	60.7
	Engine parts lists - 6 cyl. 893 Caterpillar Diesel	60.8



BUY IT NOW!

Click Here To Order



GROUP NUMBERS and RELATED PART NAMES and CATALOG SECTIONS

CHASSIS PARTS -cont'd.

GROUP NUMBER RANGE	PART NAME	CATALOG SECTION NUMBER
7000 - 7003	Manual transmission identification chart	70
7000 - 7999	Manual transmission parts lists - Auxiliary Spicer	70.3
	Manual transmission parts lists - 4 speed New Process	70.6
	Manual transmission parts lists - 4 speed Warner	70.7
	Manual transmission parts lists - 5 speed New Process	70.8
	Manual transmission parts lists - 5 speed Clark	70.9
	Manual transmission parts lists - 5 speed Fuller	70.10
	Manual transmission parts lists - 5 speed Spicer (5000 and 6000 Series)	70.11
	Manual transmission parts lists - 5 speed Spicer (8000 Series)	70.12
	Manual transmission parts lists - 10 speed Fuller	70.14
	Manual transmission parts lists - Rockwell (Timken) transfer case	70.17
	Manual transmission parts lists - 6 speed Fuller	70.18
	Manual transmission parts lists - 13 speed Fuller	70.19
	Manual transmission parts lists - 16 speed Spicer	70.20
	Manual transmission parts lists - 7 speed Spicer	70.21
	Manual transmission parts lists - 10 speed Spicer	70.22
	Manual transmission gasket set and repair kits	70A
7000 - 7199	Manual transmission linkage, etc.	71
7200 - 7299	Manual transmission linkage, etc.	72
7000 - 7003	Automatic transmission identification chart	A70
7000 - 7999	Automatic transmission parts lists - C6	A70.4
7000 - 7999	Automatic transmission linkage, etc.	A71
7000 - 7003	Transmatic transmission identification chart	T70
7000 - 7999	Transmatic transmission linkage, etc.	T71
7000 - 7999	Transmatic transmission parts lists	T70.1
7000 - 7999	Manual transmission gearshift tower parts lists	72.1, 72.2, etc.
7300 - 7499	Manual transmission gearshift mechanism	72
7500 - 7999	Clutch	75
8000 - 8499	Radiator, grille and cooling	80
8500 - 8599	Water pump	83
8600 - 8999	Fan	86
8620	Drive belt identification chart	86
	Drive belt application chart	86
9000 - 9299	Fuel tank and lines	90
9300 - 9399	Fuel pump and gauge	93
9400 - 9499	Manifolds	93
9510	Carburetor identification chart	95
9510	Carburetor application chart	95
9500 - 9999	Carburetor parts lists	95.19, 95.20, etc.
9600	Air cleaner application chart	96
9600	Air cleaner identification chart	96
9600 - 9699	Air cleaner parts and related parts	96
9700 - 9999	Choke and accelerator	96
9502, 9A586, 9590	Carburetor gasket sets and tune-up kits	95A
10346	Alternator application chart	103
10300 - 10599	Alternator, pulleys and mounting parts	103
10300	Alternator identification chart	103
10300 - 10599	Alternator parts lists	103.1, 103.2, etc.
10600 - 10999	Battery and instrument cluster parts	103
11000 - 11999	Starter, ignition switch and headlamp switch	110
11001	Starter identification chart	110
	Starter parts lists	110.1, 110.2, etc.


BUY IT NOW!

 Click Here To Order
 


**1973/79
TRUCK SERIES 600/900**

**GENERAL
INFORMATION**

11

GROUP NUMBERS and RELATED PART NAMES and CATALOG SECTIONS

CHASSIS PARTS - cont'd.

GROUP NUMBER RANGE	P A R T N A M E	CATALOG SECTION NUMBER
12000 - 12999	Coil, distributor and spark plugs	120
12127	Distributor identification chart	120
12000 - 12999	Distributor parts lists	120.1, 120.2, etc.
13000 - 13399	Headlamps, parking lamps and turn indicators	130
13400 - 13699	License, tail and stop lamps	130
13466	Miniature bulbs	130
13700 - 13999	Courtesy and instrument panel lamps, switches and horns	130
14000 - 14399	Wiring - main	140
14400 - 14499	Wiring - tail lamp and battery	144
14500 - 14999	Wiring, fuses and circuit breakers	144
15000 - 15999	Clock, cigar lighter, marker lamps and backup lamps	144
16000 - 16099	Front fenders and aprons	160
16100 - 16599	Splash shields and radiator supports	160
16600 - 16999	Hood, hinges and latches	160
17000 - 17299	Jacks, speedometer and speedometer cables	170
17271 and 17285	Speedometer gear application chart	172
17300 - 17399	Speedometer, tachometer and license plate frame	170
17400 - 17599	Windshield wipers and washers	170
17600 - 17999	Windshield wipers and washers, bumpers and mirrors	176
18000 - 18399	Shock absorbers	180
18400 - 18999	Heaters, radios, antennas and speakers	180
19000 - 19999	Air conditioner	190
19C705-9	Refrigerant lines	197



BUY IT NOW!

Click Here To Order



GROUP NUMBERS and RELATED PART NAMES and CATALOG SECTIONS

BODY and SOFT TRIM PARTS

GROUP NUMBER RANGE	PART NAME	CATALOG SECTION NUMBER
00000 - 01999	Body assemblies, air vents and dash panel	000
02000 - 02999	Cowl panel and front body pillar	000
03000 - 03999	Windshield	000
04000 - 04699	Instrument panel and visor arms	000
04700 - 09999	Ash receptacle and glove compartment	000
10000 - 19999	Floor, rocker panels and underbody parts	100
20000 - 20999	Front door, stripe kits, weatherstrips and mouldings	200
21000 - 21999	Front door windows, latches, weatherstrips and mechanism	200
22000 - 22999	Front door hinges, latches and handles	200
22050	Lock sets	200
23000 - 23999	Front door window handles and regulators	200
24000 - 39999	Body side sheet metal	200
40000 - 42999	Back window	400
43000 - 49999	Sleeping compartment	400
50000 - 50999	Roof	400
51000 - 51999	Roof rails and weatherstrip	400
52000 - 59999	Roof bows and supports	400
60000 - 60999	Seats, hinges and supports	600
61000 - 61499	Seats, head rest parts and seat belts	600
61500 - 61699	Seat side shields	600
61700 - 61999	Seat tracks and mechanism	600
62000 - 69999	Seat side shields and ash receptacles	600
00000 - 69999 (as applicable)	Soft trim	Soft trim - by model year


BUY IT NOW!

Click Here To Order

PayPal

 American Express
Cards

 DISCOVER
NEW!

MasterCard

VISA

1973/79 TRUCK SERIES 600/900

**GENERAL
INFORMATION**

13

MODEL YEAR APPLICATION

Model year application is indicated by showing the first year followed by a diagonal line to indicate continued usage in all subsequent years until the insertion of the last year of usage, which will then be inserted after the diagonal line. If no diagonal line is shown, the part is applicable only to the year indicated.

Example:

- 73 / Indicates part used 1973 through subsequent models.
- 73/74 Indicates part used 1973 through 1974 model years.
- 75 Indicates part used 1975 model year only.

MODEL CODES

Truck models are listed throughout this catalog by truck series. A listing of series codes shown on Rating or Warranty Plates and Certification Labels is included in this section on pages 39 and 40.

Refer to this page to determine the series listed in the text of the catalog.

Model application is often consolidated as shown below:

Example:

- LN600/900 means LN600 thru LN900 or LN600, LN700, LN800 and LN900.
- and: L-LN-LNT-LT-LTS900 means L900, LN900, LT900 and LTS900.

DIESEL ENGINE MODELS

THE FOLLOWING LIST INDICATES THE MERCHANDISED SERIES, THE YEAR RANGE AND THE CORRESPONDING SERIES SHOWN IN THE CATALOG.

SERIES	YEAR	◇ CATALOGED AS	SERIES	YEAR	◇ CATALOGED AS
B7000	73/79	B700--diesel	LN6000	73/75	LN600--diesel
			LN7000	73/	LN700--diesel
C6000	73/75	C600--diesel			
C7000	73/	C700--diesel	LN8000	73/	LN800--diesel
C8000	73/	C800--diesel	LN9000	73/	LN900--diesel
CL9000	78/	CL900--diesel	LNT8000	73/	LNT800--diesel
			LNT9000	73/	LNT900--diesel
CLT9000	78/	CLT900--diesel			
			LT8000	73/	LT800--diesel
CT8000	73/	CT800--diesel	LT9000	73/	LT900--diesel
F6000	73/75	F600--diesel	LTS8000	73/	LTS800--diesel
F7000	73/79	F700--diesel	LTS9000	73/	LTS900--diesel
L8000	73/	L800--diesel	W9000	73/77	W900
L9000	73/	L900--diesel	WT9000	73/77	WT900

SOFT TRIM

Soft Trim parts are arranged in separate sections by model year i.e. 1973, 1974, etc. The 1973 and 1974 Soft Trim Sections include facsimile trim swatches and complete trim codes. For 1975/ refer to the Salesmen's Color and Trim Selections book to identify color, type and pattern of material. To determine the complete part number of a trim part, it is necessary to know the "Trim Code" which is shown on the Warranty Plate of the vehicle (refer to Page 50). Instructions for selecting soft trim parts are contained at the beginning of each Soft Trim Section.

◇ The designation "--gas" or "--diesel" will be shown only when necessary to clarify differences in application on similar items for which unique part numbers are required.

For example: unique to gas

-LN900--gas

not available with gas -W900

-LN900--diesel

not available with diesel -F750

diesel-LN900

COPYRIGHT © 1980 -

FORD MOTOR
COMPANY

- DEARBORN, MICHIGAN

NEW ISSUE



BUY IT NOW!

Click Here To Order



ATTACHING PARTS (NUTS, BOLTS, ETC.) and LOCATOR CODES

Standard and utility hardware, such as bolts, screws, fittings, etc. are listed below the part with which they are used. To facilitate the stocking and handling of standard and utility parts by Ford Dealers, locator codes are preassigned by Ford Parts and Service Division. The locator codes are shown in parentheses immediately following or below the standard and utility part numbers. For an example, refer to Body Section 000, group 045D34. The part number for a No. 8-32 nut is 381664-S2 and the locator code is MM-192-AF. In the catalog this item will be shown as part number 381664-S2 with the locator code MM-192-AF appearing at the beginning of the Description Column. In some charts, such as the Carburetor Parts List Charts in Section 95.19, 95.20, etc. the locator code will be shown next to or below the part number in the Part Number Column.

LIQUID MEASURE

Most liquid measures listed in this catalog are in U.S. sizes and certain other liquid measures (unique to Canada) listed in this catalog are in Canadian sizes. The following chart provides an understanding and a translation of U.S. to Canadian and Canadian to U.S. sizes.

	<u>1/2 Pint</u> (CAPACITY IN OUNCES)	<u>Pint</u> (CAPACITY IN OUNCES)	<u>Quart</u> (CAPACITY IN OUNCES)	<u>Gallon</u> (CAPACITY IN OUNCES)
Canada	10	20	40	160
U.S.	8	16	32	128

Example - 5 U.S. Quarts (160 ounces) equal 4 Canadian Quarts (160 ounces) or 1 Canadian Gallon

D.S.O., F.S.O., or L.P.O. (SPECIAL ORDERS)


The District Code Number will appear in the D.S.O. space on the Warranty Plate for all units including regular production. Always furnish appropriate Warranty Plate information and D.S.O. Number, if applicable, when ordering parts not listed in the catalog. If the unit is D.S.O., F.S.O. or L.P.O. (Special Order), the complete Order Number will appear in the D.S.O. space in addition to the District Code Number.

IMPORTANT - Many parts and assemblies used on these vehicles may be standard or optional on other models. When the assembly number is known, check the applicable identification and cross reference charts for possible service parts. Certain Special Order Parts for CL-CLT Series trucks are provided for service. These are referenced, cataloged and illustrated in the D.S.O. Section at the end of this catalog. If not listed in the catalog, order the part on a Special Order basis through your facing Distribution Center.

HOW TO ORDER PARTS

When ordering parts, always give the complete part number. In the event the part number is not known, the following information should be included.

- A. Complete description of part.
- B. Model, year and body type.
- C. Dimension, number of teeth, size, etc., if possible rough sketch of part.
- D. If applicable to engine, transmission, axle, steering, etc., specify type, such as 477 C.I.D., Transmatic Transmission, Power Steering, etc.
- E. Advise how shipment is to be made - Freight, Express, Air, Parcel Post.



BENDIX WESTINGHOUSE AIR BRAKE PARTS

The various Bendix Westinghouse air brake parts supplied by Ford Motor Company parts distribution centers are listed in their respective areas of the Catalog under the Ford group number and are shown in appropriate illustrations contained in the Ford Truck Illustration Catalog, form FPS 8097-B.

Bendix Westinghouse parts which are not listed in the catalog may be obtained from your Bendix Westinghouse authorized distributor.

CROSS REFERENCE LIST BETWEEN MANUFACTURERS' and FORD PART NUMBERS

A Cross Reference List to assist in the identification of Ford parts by means of various manufacturers' numbers which are generally known throughout the automotive industry is included in the 1980/ Ford Master Truck Catalog, forms FPS 8473-A (loose-leaf) and FPS 8473-M (transparency). This Cross Reference List includes part numbers for all truck series Built From 1964, for the following manufacturers or parts lines:

Bearing industry numbers for bearings, cups, etc.	Hendrickson tandem rear suspension and related parts
Clark transmission and related parts	Miniature lamp and sealed beam bulb numbers
Dana Corporation axle and related parts	New Process transmission and related parts
Eaton axle, pump and related parts	Rockwell Standard axle and related parts
Fuller transmission and related parts	Spicer axle, transmission and related parts
Funk Manufacturing Co. trans. power take-off parts	Stewart Warner speedometer gears and related parts
	Timken axle and related parts
	Warner transmission and related parts

DIESEL ENGINE PARTS

Parts information in this catalog for the Diesel engines manufactured by Cummins Engine Company, Caterpillar Tractor Company and Detroit Diesel Engine Division is restricted to engine accessories and engine related parts furnished by Ford Motor Company. Refer to Sections 60.4, 60.5, 60.6, 60.7 and 60.8 in this catalog. Other parts unique to these Diesel engines may be ordered from the appropriate engine manufacturer's distributor or dealer.

HEAVY TRUCK POWER STEERING INSTALLATION PARTS

(For Current Production Models Only)

A program is available to supply dealers with all the components required to install power steering on heavy trucks built at the Kentucky Truck Plant. Orders should be placed with your facing Distribution Center and must include the following information:

- Model year
- Series
- Vehicle serial number
- Front axle capacity
- Type of steering system, e.g. Steerease
- Type of brake system, e.g. Air, hydraulic
- Type of anti-skid control
- Build date

Prices and availability of components are listed in the General Information Section of the Price List.

INDUSTRIAL ENGINE and POWER UNIT PARTS

Most of the normal replacement parts for 6 and 8 cylinder Ford industrial engines and power units are carried in Ford Car and Truck Dealers inventory and the 4 cylinder gasoline as well as the 4 and 6 cylinder Diesel parts are carried in Ford Tractor Dealers' stock. To obtain Ford industrial engines and power units as well as parts unique to these units, order direct from authorized Ford Industrial Products Dealers only.



TRUCK SPECIFICATION LIST SERIES 600/900

Series		Wheelbase	DSO Reference No.		Serial No.																												
FORD MOTOR COMPANY TRUCK SPECIFICATION LIST																																	
Mig Eng May 72 AAD7125-KTP (Printed in U.S.A.)		To Be Used With Ford Truck Parts Catalog		1 - COMPANY MASTER COPY																													
BRAKE SYSTEM		ELECTRICAL		POWER TRAIN																													
Brake Assy Front - RH (1)	DSO 1	Alternator (15)	DSO 15	Engine (28)	DSO 28																												
Brake Assy Front - LH (2)	DSO 2	Wiring (Dash to Eng) (16)	DSO 16	Main Transmission Assy (29)	DSO 29																												
Brake Assy -RR-RH-Sgl Axle or Fwd RR Tand (3)	DSO 3	Wiring (Cowl) (17)	DSO 17	Main Trans Gear Shift Tower (30)	DSO 30																												
Brake Assy -RR-RH-RR-RR Tand Only (4)	DSO 4	SUSPENSION		Auxiliary Transmission (31)	DSO 31																												
Brake Assy -RR-LH-Sgl Axle or Fwd RR Tand (5)	DSO 5	Front Spring (18)	DSO 18	Aux Trans Gear Shift Assy (32)	DSO 32																												
Brake Assy -RR-LH-RR-RR Tand Only (6)	DSO 6	Rear Spring (19)	DSO 19	460S Shaft (Main Trans to Aux) (33)	DSO 33																												
Brake Chamber Assy - Front (7)	DSO 7	Tandem Susp Assy - RH (20)	DSO 20	4817 Coupling Shaft (34)	DSO 34																												
Brake Chamber Assy - Rear - Rear of Single Axle or Rear of RR-RR Tand a/ (8)	DSO 8	Tandem Susp Assy - LH (21)	DSO 21	4810 Intermediate Shaft (35)	DSO 35																												
Brake Chamber Assy - Rear - Frit of Single Axle or Frit of RR-RR Tand a/ (9)	DSO 9	FRONT AXLE & STEERING		4602 Drive Shaft (36)	DSO 36																												
Brake Chamber Assy - Rear - Rear of Fwd Rear Tandem a/ (10)	DSO 10	Front Axle Assy (22)	DSO 22	4964 Inter-Axle-Drive Shaft (37)	DSO 37																												
Brake Chamber Assy - Rear - Frit of Fwd Rear Tandem a/ (11)	DSO 11	Tie Rod (23)	DSO 23	Rear Axle Assy - Sgl Axle or RR-RR Tand Only (38)	DSO 38																												
Brake Chamber Assy - Rear - Rear of Fwd Rear Tandem a/ (12)	DSO 12	Steering Gear (24)	DSO 24	Rear Axle Assy - Fwd RR Tand Only (39)	DSO 39																												
Brake Booster Assy (13)	DSO 13	Power Steering Pump (25)	DSO 25																														
	DSO 14	SPEEDOMETER - GEARS																															
	DSO 15	Speedometer Gear - Driving (26)	DSO 26																														
	DSO 16	Speedometer Gear - Driven (27)	DSO 27																														
a/ If Different from Opposite Tandem Axle																																	
The following information can be decoded using the truck broadcast book - Seek assistance from your parts distribution center order clerk.																																	
A	1	2	3	4	5	6	7	8	9	10	11	12	13	14	15	16	17	18	19	20	21	22	23	24	25	26	27	28	29	30	31	GVW	A
B	1	2	3	4	5	6	7	8	9	10	11	12	13	14	15	16	17	18	19	20	21	22	23	24	25	26	27	28	29	30	31		B
C	1	2	3	4	5	6	7	8	9	10	11	12	13	14	15	16	17	18	19	20	21	22	23	24	25	26	27	28	29	30	31		C
D	1	2	3	4	5	6	7	8	9	10	11	12	13	14	15	16	17	18	19	20	21	22	23	24	25	26	27	28	29	30	31		D
E	1	2	3	4	5	6	7	8	9	10	11	12	13	14	15	16	17	18	19	20	21	22	23	24	25	26	27	28	29	30	31		E
Tires - Paint - DSO																																	

100% SATISFACTION GUARANTEED

BUY IT NOW!

Click Here To Order

1973/79 TRUCK SERIES 600/900

**GENERAL
INFORMATION**

MASTER CROSS REFERENCE GUIDE FOR THE TRUCK SPECIFICATION LIST (T.S.L.) SERIES 600/900

A revised T.S.L. for Louisville-built trucks was put into use on May 1, 1972 and was of the type shown on page 16. T.S.L.'s are reduced to a decal and located as follows:

B Series and F cowl models - taped in glove box, to be applied after unit is completed at body company.

C-CT Series - bottom of passenger door.

CL-CLT Series - wrap around gear shift lever with incomplete vehicle manual.

F Series (except cowls) and L-LH-LHT-LT-LTS Series - between back glass and door facing on passenger side of cab.

W-WT Series - side of center console on passenger side of cab.

Use the listing below to determine service part numbers or parts lists for the numbers shown on the upper part of the T.S.L. Use the information on page 18 to decode the information shown in the lower part of the T.S.L.

NOTE: Check the catalog even though the D.S.O. box is checked on the upper part of the T.S.L. Many parts and assemblies used on these vehicles may be standard or optional on other vehicles. If not listed in the catalog, order the part on a Special Order basis through your Facing Distribution Center.

T.S.L. UPPER SECTION

ITEM	DESCRIPTION	BASIC NUMBER	CATALOG SECTION	CATALOG PAGE	GROUP NUMBER
1	Brake assy. front-R. H.	2010, ●3004, ●3005	20.1	1	
2	Brake assy. front-L. H.	2011, ●3004, ●3005	20.1	1	
3	Brake assy. -RR-R. H. -single axle or forward rear tandem	2209	22.1	1	
4	Brake assy. -RR-R. H. -rear rear tandem only	2209	22.1	1	
5	Brake assy. -RR-L. H. -single axle or forward rear tandem	2210	22.1	1	
6	Brake assy. -RR-L. H. -rear rear tandem only	2210	22.1	1	
7	Brake chamber assy. -front	2025, ●3004	20		2025
8	Brake chamber assy. -rear (See T. S. L. sample)	2025, 2225	22		2225
9	Brake chamber assy. -rear (See T. S. L. sample)	2025, 2225	22		2225
10	Brake chamber assy. -rear (See T. S. L. sample)	2025, 2225	22		2225
11	Brake chamber assy. -rear (See T. S. L. sample)	2025, 2225	22		2225
12	Brake booster assy.	2005	23.1	1	
15	Alternator	10346	103		10346
16	Wiring (dash to engine)	14398	140		14398
17	Wiring (cowl)	14401	144		14401
18	Front spring	5310	53		5310
19	Rear spring - single axle - tandem axle	5560 (Refer to items 20 and 21)	55 55		5560 5888
20	Tandem suspension assy. -R. H.	5A547, 5888	55		5888
21	Tandem suspension assy. -L. H.	5A547, 5890	55		5888
22	Front axle assy.	3004, 3005, 3010	30	1	
23	Tie rod	●3004-5, 3280	32		3280
24	Steering gear	3503, 3N503, 3504, 3E528	35.1	1	
25	Power steering pump	3K514, 3606, 3D639, 3A674, 3A691, 3A696	36.1	1	
26	Speedometer gear-driving	17285	172	1	
27	Speedometer gear-driven	17322	172	1	
28	Engine	Code MOI49A and up	60	1	
29	Main transmission assy.	7000, 7003, 7004	70	5	
30	Main transmission gearshift tower	7B101, 7B124, 7201, 7210	72.1	1	
31	Auxiliary transmission	7A218, 77900, 4446543	70	3	
32	Auxiliary transmission gearshift assy.	7D088	72.1	1	
33	4606 Shaft (main transmission to auxiliary transmission)	4605, 4606	46.1	5	
34	4817 Coupling shaft	4817	46.1	5	
35	4810 Intermediate shaft	4810	46.1	5	
36	4602 Driveshaft	4602	46.1	5	
37	4964 Inter-axle driveshaft	4964	46.1	5	
38	Rear axle assy. -single axle or rear rear tandem only	4004, 4005, 4006, 4A297	40	3	
39	Rear axle assy. -forward rear tandem only	4A298, 4304, 4305	40	3	
41	Hub or spider and drum-front-R. H.	1013 (spoke), 1102-3 (disc)	11.1	1	
42	Hub or spider and drum-front-L. H.	1013 (spoke), 1102-3 (disc)	11.1	1	
43	Spider and drum rear A/A (all around) or R. H. disc hub (single axle or rear rear tandem)	1113	11.2	1	
44	Disc hub rear-L. H. only (single axle or rear rear tandem)	1114	11.2	1	
45	Hub or spider and drum (See T. S. L. sample)	1113	11.2	1	
46	Hub or spider and drum (See T. S. L. sample)	1114	11.2	1	
47	Wheels or rims A/A (all around) or front if mixed	1015, 1020, 1030	10	3	
48	Wheels or rims rear only if mixed	1015, 1020, 1030	10	3	

Example, look up the front axle assy. number in the catalog section shown.

COPYRIGHT © 1980 - FORD MOTOR COMPANY - DEARBORN, MICHIGAN

NEW ISSUE



BUY IT NOW!

Click Here To Order






GENERAL EXPLANATION

- a. Boxes are identified by combining the row designation (A, B, C, D, E) with the column designation (1 through 31) to form a coordinate, i. e. "A1".
- b. Related parts are grouped on the form:

TYPE of PART	BOXES	TYPE of PART	BOXES
Brakes	A1 - A9	Power train	B1 - B21, C1 - C2
Electrical	A10 - A23	Speedometer and tach	C3 - C10
Exhaust and suspension	A24 - A27	Wheels, hubs and drums	C11 - C13
Steering wheel	A28	Cab detail	D1 - D17
GVW	A31	Miscellaneous	E1 - E20
- c. Boxes are marked in several different ways:
 - 1) If "*" appears in a box, the part is a D.S.O. application and an explanation will appear in the lower portion after its coordinate (i. e. "D03 D1HS 81018A90-AA Graham roof vent"). Order the part number shown through your Facing Distribution Center.
 - 2) If "X", a code number (1,2), or a code letter (A, B) appears in a box, refer to CODE EXPLANATION below to determine the meaning of the code.
 EXAMPLE: "X" in Box A8 means the unit has a vacuum reserve tank, as noted under A8 in the listings below.
 - 3) If "-" appears in a box, the item is not used on that unit or the item is "Standard Equipment". For instance, a "-" appearing in B13 on the T.S.L. for a truck with a manual transmission would indicate that the clutch used is the "standard" clutch for that unit.
 - 4) In some cases, an engineering part number will appear in the box. This number may be converted into a service part number by using the Master Cross Reference List or the listing which is provided below.
- d. Items which appear in the "Tires-Paint-DSO" Section without coordinates are D.S.O. items not covered in other portions of the form.

CODE EXPLANATION

BRAKES A1 - A9	
A1	Tractor Package
D	Delete Tractor Package ("W" Series Only) 1973/77
1	Tractor Package (1978)
1	Tractor Package Non-Unitized (1979)
2	Tractor Package w/Opt. 12 ft. Hose (1978)
2	Tractor Package Non-Unitized w/Coiled Lines (1979)
3	Tractor Package Non-Unitized w/12 ft. Lines (1979)
4	Tractor Package Unitized (1979)
A2	Air Brake Hand Control
X	Air Brake Hand Control
A3	Vacuum Brakes
1	Vacuum Hyd. - Single System
2	Vacuum Hyd. - Split System (1973)
3	Self-adjusting - Dual Hydraulic (1973/77)
4	60/40 Split Hyd. System
5	50/50 Split Hyd. System
A4	Park Brake
1	Rear Whl Park Brake (Sgl Axle or Fwd Tandem) (1973/77)
1	Maxi - Tandem Tractor
2	Rear Whl Park Brake-Single Axle or Fwd Rear and Rear-Rear Tandem (Maxi Spring Set)
3	Anchor LOK Park Brake (Sgl Axle or Fwd Rear Tandem (Opt Cam)-1973/77
4	Anchor LOK Park Brake (Single Axle or Fwd. Rear and Rear-Rear Tandem
5	Opt MGM Park Brake (Sgl or Fwd Rear)-1973/77
6	Opt MGM Park Brake (Single Axle or Fwd. Rear and Rear-Rear Tandem

BRAKES A1 - A9 - cont'd.	
A4	Park Brake - cont'd.
A	9 x 3 Trans. Mtd. w/o Orscheln Lever
B	9 x 3 Parking Brake w/Orscheln Lever
C	10 x 1.5 (F600--4 x 4 only)
D	12 x 4
H	10 x 3
A5	Moisture Ejector
A	Auto. Moisture Ejector
H	Heated Moisture Ejector
X	Bendix Moisture Ejector (Non-Heated)
A6	Parking Brake Drum Guard
X	Parking Brake Drum Guard
A7	Air Compressor
1	7 1/4 - Air Cooled (1973/78)
1	7 1/4 - Compressor (1979)
2	7 1/4 - Water Cooled (1973/78)
4	12 ft. Bendix
5	13.2 ft. Cummins
A8	Reservoir Tank
1	Vacuum Reserve Tank
2	9.5" dia. Air Tank
3	11" dia. Air Tank
X	Vacuum Reserve Tank (1973)
A9	Front Wheel Limiting Valve
X	Front Wheel Limiting Valve

100% SATISFACTION GUARANTEED

BUY IT NOW!

Click Here To Order

PayPal Discover MasterCard VISA

1973/79 TRUCK SERIES 600/900

GENERAL INFORMATION

CODE EXPLANATION - cont'd.	
ELECTRICAL A10 - A23	
A10	Line Haul Instrument Panel
X	- Line Haul Instrument Panel
A11	Direct Reading Gauge
X	- Direct Reading Gauge
A12	Circuit Breakers
1	- Circuit Breaker (Manual Reset)
2	- Circuit Breaker (Automatic Reset)
A13	Engine Warning Lights
K	- Kysor Shutdown Syst. Includes Eng. Warn. Lights
X	- Engine Warning Lights
Z	- Engine Warning Lights with Buzzer
A14	Oil Temperature Gauge
X	- Oil Temperature Gauge
A15	California Park Light (1973/77)
X	- California Park Light (1973/77)
A15	Coolant Recovery System (1979)
X	- Coolant Recovery System (1979)
A16	Transistorized Ignition
X	- Transistorized Ignition
A17	Cab Lights - Pedestal
T	- Torpedo Type Lights
X	- Pedestal Cab Lights
A18	36" Tail Light Mounting
X	- 36" Tail Light Mounting
A19	Special Order Option Dress-Up (See D.S.O. Portion of T.S.L. for Information)
A20	Engine Noise Shield (1973/74)
X	- Engine Noise Shield (1973)
2	- Engine Noise Shield (1973/74)
3	- Fan Clutch (1973/74)
4	- Engine Shield and Fan Clutch (1973/74)
A20	Parcel Package (1975/77)
X	- Parcel Package (City Del'y.)(1975/77)
Z	- Speed Control (1975/77)
A20	Muffler Guard (1978/79)
X	- Muffler Guard (1978/79)
A21	Governor (1973/77)
C	- Centrivac Governor (1973/76)
H	- High Speed Governor (1973/77)
L	- Low Speed Governor (1973/77)
V	- Velocity Governor (1973/76)
A21	Convenience Package (1979)
X	- Convenience Package (1979)
A22	Voltmeter Bus Option (1973/77)
X	- Voltmeter (1973/77)
A22	Self Adjusting Clutch (1978/79)
S	- Self Adjusting Clutch (1978/79)
A23	Type Battery
Type Battery will be listed such as: "1-12V-70", which means "Single-12 Volt-70 Amp."	

EXHAUST and SUSPENSION A24 - A27	
A24	Exhaust System
1	- Single Horizontal Transverse Muffler w/Vert. Pipe (1973/78)
1	- Single Horizontal Muffler w/Vert. Pipe (1979)
	1 Muffler w/Vert. Pipe (1978)

EXHAUST and SUSPENSION A24 - A27 - cont'd.	
A24	Exhaust System - cont'd.
3	- Single Vertical Muffler and Pipe
4	- Dual Vertical Mufflers and Pipes
6	- Dual Vertical Mufflers and Pipes-w/Muffler Wrap (1973/77)
D	- Dual Horizontal Mufflers and Pipes (Gas Only)
S	- Single Horizontal Muffler and Pipe (Gas and Diesel)
A25	Front Shocks
D	- Delete Front Shocks (1973/77)
X	- Front Shocks
A26	Rear Shocks
X	- Rear Shocks
A27	Auxiliary Rear Spring (5588)
Prefix and Suffix will be listed - Refer Master Cross Reference List for service number	

STEERING WHEEL - A28	
A28	Steering Wheel
1	- 18" Black
2	- 20" Black
3	- 22" Black
4	- 18" White (1973/77)
4	- Leather-Wrapped - 20" (1978/79)
5	- 20" White
6	- 22" White (1973/77)
8	- 20" Light Saddle - (1973/77)
8	- 20" Brown (1979)
9	- 22" Light Saddle - (1973/77)
9	- 22" Brown (1979)

FAN A30		
A30 - Fan (1979)		
CODE	ENG. NUMBER	SERVICE NUMBER
B	- C5TA 8600-AA	C5TZ 8600-B
K	- D3HA 8600-MA	D3HZ 8600-E
L	- D2HA 8600-AA	D2HZ 8600-A
M	- D7HA 8600-ZA	D8HZ 8600-J
N	- D5HA 8600-AEA	D5HZ 8600-J
R	- C8TA 8600-D	C8TZ 8600-G
S	- C9HA 8600-R	C9HZ 8600-A
T	- D5HA 8600-ZB	D5HZ 8600-B
U	- D2HA 8600-AA	D2HZ 8600-A
V	- D3HA 8600-NA	D3HZ 8600-F
W	- D6HT 8600-FA	D6HZ 8600-A
X	- C5TA 8600-AE	D8HZ 8600-P
Y	- D7HA 8600-AGA	D8HZ 8600-K
Z	- D7HT 8600-AHC	D7HZ 8600-A
AA	- D9HT 8600-CA	D9HZ 8600-A
BB	- D5HA 8600-TB	D5HZ 8600-D
CC	- D5HA 8600-AHA	D5HZ 8600-G
DD	- D7HA 8600-AAA	D8HZ 8600-G
EE	- D7HA 8600-JA	D8HZ 8600-A
GG	- D7HA 8600-MA	D8HZ 8600-C
HH	- D7HA 8600-RA	D8HZ 8600-M
JJ	- D7HA 8600-SA	D8HZ 8600-N
KK	- D7HA 8600-TA	D8HZ 8600-D
LL	- D7HT 8600-AKA	D8HZ 8600-E



BUY IT NOW!

Click Here To Order



CODE EXPLANATION-cont'd.

GVW RATE		
A31	Gross Vehicle Weight of the unit will be listed (in pounds)	
POWER TRAIN B1 - B22, C1 - C2		
B1	In Cab Compression Release (1973/78)	
X	In Cab Compression Release (1973/78)	
B1	1 Gal. Fuel Filter (1979)	
1	1 Gal. Fuel Filter w/Delete Standard Filter (1979)	
D	Delete 1 Gal. Fuel Filter (1979)	
B2	Starting Aid	
1	12 Volt Starter	
2	24 volt starter (1979)	
3	24 volt starter with cold starting aid (1979)	
X	Cold Starting Aid	
B3	Immersion Block Heater	
1	600 Watts	
2	1200 Watts	
B4	H/D Fan	
X	H/D Fan	
B5	H/D Radiator	
X	H/D Radiator	
B6	Radiator (check rad. ident. number)	
CODE	ENG. NUMBER	SERVICE NUMBER
A	C4TA 8005-F, D3HA 8005-KB, ED-D3HA 8005-KB	C4TZ 8005-AB
B	C5TA 8005-B, D3HA 8005-JB	C5TZ 8005-B
C	C7TA 8005-CD D4TA 8005-CHB D5TA 8005-BDA D6TA 8005-BB	C4TZ 8005-Z D4HZ 8005-B D5TZ 8005-L D6HZ 8005-D C4TZ 8005-AB
D	C7TA 8005-CE, D3HA 8005-LB, ED-D3HA 8005-LB	
E	C7TA 8005-CU, D4TA 8005-BYA D5TA 8005-AKA	C7TZ 8005-G D5TZ 8005-F
F	C7TA 8005-CV, D3TA 8005-BSA	D3TZ 8005-F
G	D0TA 8005-AH D5TA 8005-AJA D8HT 8005-ACA	D5TZ 8005-C D5TZ 8005-G D8HZ 8005-AA
H	C7TA 8005-DB D5HA 8005-AZA	C7TZ 8005-D D5HZ 8005-AE
I	D5TA 8005-AMA	D5TZ 8005-H
J	C7TA 8005-DS D3HA 8005-VA D6HA 8005-HA ED-D3HA 8005-VA, D3HA 8005-VB	C2TZ 8005-M D3HZ 8005-B D6HZ 8005-C D3HZ 8005-B C3TZ 8005-AR
K	C7TA 8005-DT D4TA 8005-BZA D5HA 8005-DAA	C7TZ 8005-G D5HZ 8005-AF
L	C7TA 8005-DU D3HA 8005-UA ED-D3HA 8005-UA ED-D3HA 8005-UB D6HA 8005-GA	C1TZ 8005-BE D3HZ 8005-C D6HZ 8005-C C3TZ 8005-AU
M	C7TA 8005-DV D5HS 8005-DA	D6HZ 8005-E
N	C7TA 8005-EG D7HT 8005-BMB C7TA 8005-T	C7TZ 8005-Y D7HZ 8005-A C7TZ 8005-Z D0HZ 8005-Z

POWER TRAIN B1 - B22, C1 - C2 - cont'd.

B6 Radiators - cont'd.		
CODE	ENG. NUMBER	SERVICE NUMBER
R	C8TA 8005-CS D5HA 8005-NB	C8TZ 8005-AC D5HZ 8005-AG
S	C8TA 8005-CT	D3HZ 8005-D
T	D0HA 8005-FH D5HA 8005-RA D6HA 8005-EA	D0HZ 8005-Z D5HZ 8005-R D6HZ 8005-C
V	D0HA 8005-CH	D0HZ 8005-L
W	D0HA 8005-FE D5HA 8005-AKB	D3HZ 8005-E D5HZ 8005-W
X	D0HA 8005-FF D5HA 8005-AMB	D1HZ 8005-F D5HZ 8005-U
Y	D0HA 8005-FG	D1HZ 8005-G
Z	D5HA 8005-LA D5HA 8005-ALC	D0HZ 8005-D D5HZ 8005-AD
AA	D0HA 8005-EK D7HT 8005-BLB	D5HZ 8005-D D7HZ 8005-B
AB	C9TA 8005-AM D2HA 8005-HA	C9TZ 8005-C D0HZ 8005-F
AC	D8HT 8005-AAA D2HA 8005-NA D8HT 8005-ABA	D8HZ 8005-Y D5HZ 8005-E D8HZ 8005-Z
AD	D2HA 8005-JA D5HA 8005-ANA D7HT 8005-BLB	D0HZ 8005-K D5HZ 8005-AC D7HZ 8005-B
AE	D0HA 8005-CV D7HT 8005-AUE D8HT 8005-BAA	D0HZ 8005-K D8HZ 8005-C D3HZ 8005-C
AF	D2HA 8005-KA D5HA 8005-AVA D7HT 8005-AVE D8HT 8005-BBA	D0HZ 8005-K D5HZ 8005-AB D8HZ 8005-A D8HZ 8005-A
AG	D2HA 8005-LA D3HA 8005-DA D6HA 8005-FA D6HA 8005-FB D7HT 8005-AYF D8HT 8005-BCA ED1-D8HT 8005-DB	D0HZ 8005-L D4HZ 8005-C D6HZ 8005-B D8HZ 8005-D D8HZ 8005-D
AH	D2HA 8005-MA, D3HA 8005-EA D5HA 8005-AYA D7HT 8005-AZG D8HT 8005-BDA	D0HZ 8005-M D5HZ 8005-T D8HZ 8005-B D8HZ 8005-B
AI	D8HT 8005-AB ED-D8HT 8005-AB	D8HZ 8005-J
AJ	D3HA 8005-FA D5HA 8005-LB D8HT 8005-AAA D8HT 8005-BB ED-D8HT 8005-BB	D0HZ 8005-A D5HZ 8005-AB D8HZ 8005-Y D8HZ 8005-K
AK	D1HA 8005-CA D3HA 8005-ACA D8HT 8005-ZA D8HT 8005-CB ED-D8HT 8005-CB	D3HZ 8005-F D3HZ 8005-F D8HZ 8005-Y D8HZ 8005-J D8HZ 8005-J



BUY IT NOW!

Click Here To Order



1973/79 TRUCK SERIES 600/900

GENERAL INFORMATION

CODE EXPLANATION - cont'd.

POWER TRAIN B1 - B22, C1 - C2 - cont'd.

<u>CODE</u>	<u>ENG. NUMBER</u>	<u>SERVICE NUMBER</u>
B6 Radiators - cont'd.		
AL -	D1HA 8005-DA, D3HA 8005-AAA D5HA 8005-VA D8HT 8005-DB	D5HZ 8005-B D5HZ 8005-B D8HZ 8005-L
AM -	D1HA 8005-EA, ED-D1HA 8005-EA, D3HA 8005-ABA D5HA 8005-YA D8HT 8005-EB	D5HZ 8005-B D5HZ 8005-B D5HZ 8005-B D5HZ 8005-B D8HZ 8005-M
AN -	C9HA 8005-Z D7HT 8005-AJA D8HT 8005-SA	C9HZ 8005-F D8HZ 8005-E D8HZ 8005-U
AP -	D0HA 8005-FD D8HT 8005-TA	D1HZ 8005-D D8HZ 8005-V
AQ -	D3HA 8005-CA D8HT 8005-ZA	D3HZ 8005-A D8HZ 8005-Y
AR -	D2HA 8005-CA D7HT 8005-AVF D9HT 8005-AAB	D5HZ 8005-AF D8HZ 8005-A D9HZ 8005-A
AS -	D2HA 8005-DA D3HA 8005-ZA D7HT 8005-AZF D9HT 8005-AB	D2HZ 8005-C D3HZ 8005-G D8HZ 8005-D D9HZ 8005-A
AT -	C9TA 8005-AL D7HT 8005-AZF D9HT 8005-ADB	C9TZ 8005-C D8HT 8005-B D9HZ 8005-A
AU -	D9HT 8005-AEC	D9HZ 8005-F
AV -	C9TA 8005-AK D9HT 8005-AFA	C9TZ 8005-C D9HZ 8005-G
AW -	C9TA 8005-AM D9HT 8005-AGA	C9TZ 8005-C D9HZ 8005-G
AX -	C9TA 8005-AJ D9HT 8005-AHA	B9TZ 8005-N D9HZ 8005-G
AY -	C7TA 8005-CV D3TA 8005-BSA D8HT 8005-AHA D9HT 8005-AJA	C7TZ 8005-D D3TZ 8005-F D8HZ 8005-AA D8HZ 8005-AE
AZ -	D2TA 8005-AMA D5TA 8005-AUA D8HT 8005-AFA D9HT 8005-AKA	D5TZ 8005-D D5TZ 8005-J D8HZ 8005-AA D8HZ 8005-AE

POWER TRAIN B1 - B22, C1 - C2 - cont'd.

<u>CODE</u>	<u>ENG. NUMBER</u>	<u>SERVICE NUMBER</u>
B6 Radiators - cont'd.		
BA -	D0HA 8005-EM D7HT 8005-AUE D9HT 8005-ALA	D0HZ 8005-Y D8HZ 8005-C D8HZ 8005-AE
BB -	D1TA 8005-ACA D5TA 8005-ALA	D1TZ 8005-B D5TZ 8005-E
BC -	D1HA 8005-AA D4HS 8005-CA D7HT 8005-AHA D9HT 8005-AMA D9HT 8005-AMB	D1HZ 8005-A D4HZ 8005-D D8HZ 8005-E D9HZ 8005-J D9HZ 8005-J
BD -	D3HA 8005-MB, D5HA 8005-AAA ED-D3HA 8005-MB D9HT 8005-ANA D9HT 8005-AVA D9HT 8005-AVB	D5HZ 8005-T D5HZ 8005-T D9HZ 8005-H D9HZ 8005-H D9HZ 8005-H
BE -	D2HA 8005-AA, D4HA 8005-ARA D5HA 8005-BAA D9HT 8005-ARA D9HT 8005-ARB	D3HZ 8005-H D3HZ 8005-H D5HZ 8005-AE D9HZ 8005-H D9HZ 8005-H
BF -	D3HA 8005-SA D9HT 8005-BD	D3HZ 8005-E D9HZ 8005-C
BG -	D3HA 8005-YA D4HA 8005-CA D9HT 8005-GC ED-D9HT 8005-GC D9HT 8005-GE	D3HZ 8005-D D5HZ 8005-AF D9HZ 8005-B D9HZ 8005-B D9HZ 8005-B
BH -	D3TA 8005-BRA, D3TA 8005-BRB D9HT 8005-HD	D3HZ 8005-F D3HZ 8005-F D9HZ 8005-C
BI -	D9HT 8005-LD	D9HZ 8005-K
BJ -	D3HA 8005-TA, ED-D3HA 8005-TA D9HT 8005-ND	D3HZ 8005-C D3HZ 8005-C D9HZ 8005-C
BK -	D4HA 8005-CA, D5HA 8005-CAA D9HT 8005-UD	D5HZ 8005-AF D5HZ 8005-AF D9HZ 8005-K
BL -	D4HA 8005-DA D9HT 8005-VC	D4HZ 8005-A D9HZ 8005-F
BN -	D5HA 8005-ADB D8HT 8005-AB	D5HZ 8005-G D8HZ 8005-J
BP -	D5HA 8005-AEB	D5HZ 8005-K
BR -	D5HA 8005-SB	D5HZ 8005-J



BUY IT NOW!

Click Here To Order



CODE EXPLANATION - cont'd.

POWER TRAIN B1 - B22, C1 - C2 - cont'd.

<u>CODE</u>	<u>ENG. NUMBER</u>	<u>SERVICE NUMBER</u>
B6	Radiators - cont'd.	
BS	D5HA 8005-TA	D5HZ 8005-H
BT	D5HA 8005-UA	D5HZ 8005-F
BU	D5TA 8005-AVB	D5HZ 8005-L
BV	D5HA 8005-MA	D5HZ 8005-B
BW	D5HA 8005-ZA	D5HZ 8005-A
BX	D5HA 8005-AGB	D5HZ 8005-N
BY	D5HA 8005-AUA	D5HZ 8005-S
BZ	D5HA 8005-ABA D6HA 8005-CA D6HA 8005-CB	D5HZ 8005-E D6HZ 8005-A
ED	D8HT 8005-EB	D8HZ 8005-M
CA	D8HT 8005-AEA D9HT 8005-AZA	D8HZ 8005-AB D9HZ 8005-L
CB	D8HT 8005-AHA	D8HZ 8005-AP
CC	D9HT 8005-FA	D9HZ 8005-E
CD	D9HT 8005-JC	D9HZ 8005-D
CE	D9HT 8005-KA	D9HZ 8005-E
CF	D9HT 8005-RC D9HT 8005-RD	D9HZ 8005-D D9HZ 8005-D

- B7** By-Pass Oil Filter
- 1 - Cummins Fleetguard Frame MTD
 - 2 - Cummins Fleetguard Back of Cab MTD
 - 3 - Luberfiner Steel Frame MTD
 - 4 - Luberfiner Steel Back of Cab MTD
 - 5 - Luberfiner Aluminum Frame MTD
 - 6 - Luberfiner Aluminum Back of Cab MTD

- B8** Water Filter
- P - Perry Water Filter

- B9** Air Cleaner
- A - Donaldson Air Cleaner (Frame MTD)
 - B - Farr Dynacell (Engine MTD)
 - C - Farr Slimline (Frame MTD)
 - D - Dry Type Air Cleaner
 - F - Heavy Duty Fram Air Cleaner
 - H - Heavy Duty Dry Type w/Restriction Indicator
 - I - Donaldson (Engine MTD)
 - O - Oil Bath Air Cleaner

POWER TRAIN B1 - B22, C1 - C2 - cont'd.

- B10** Electric Fuel Pump
- X - Electric Fuel Pump
-
- B11** Hand Control Throttle
- L - Hand Control Throttle - Locking
 - N - Hand Control Throttle - Non-locking
 - V - Vernier Type
-
- B12** Magnetic Traps - Rear Axle
- X - Magnetic Traps - Rear Axle (1973/79)
 - X - Fill Plug (1979)
 - 1 - Drain Plug (1979)
 - 2 - Fill Plug and Drain Plug (1979)

- B13** Clutch
- X - H/D Clutch (Gas Only)
 - 1 - 13" Single Plate
 - 2 - 13" Two Plate
 - 3 - 14" Single Plate
 - 4 - 14" Two Plate
 - 5 - 15 1/2" Two Plate
 - 6 - 14" Two Plate Ceramic
 - 7 - 15 1/2" Two Plate Ceramic

<u>CODE</u>	<u>ENG. NUMBER</u>	<u>SERVICE NUMBER</u>
A	C8TA 7550-AM	C8TZ 7550-F
B	D3HA 7550-DA	D3HZ 7550-D
C	D3HA 7550-FA	D3HZ 7550-C
D	D4HA 7550-DA	D4HZ 7550-D
E	D4HA 7550-EA	D4HZ 7550-E
F	D4HA 7550-FA	D4HZ 7550-F
G	D4HA 7550-GA	D4HZ 7550-G
H	D7HA 7550-CA	D8HZ 7550-C
J	D7HA 7550-DA	D8HZ 7550-N
M	D2HS 7550-HA	D8HZ 7550-L
N	D4HS 7550-DA	D8HZ 7550-J
P	D4HS 7550-AA	D8HZ 7550-G
Q	D3HS 7550-AA	D8HZ 7550-E

- B14** Tandem Lock-Out (1973/74)
- A - Air Lock-Out (1973/74)
 - V - Vacuum Lock-Out (1973/74)

- B14** Engine Shielding (1975/78)
- X - Engine Shielding (1975/78)

- B14** D.S.O. Noise Shielding (1979)
(See D.S.O. Portion of T.S.L. for information)

B15 Torque Arm-Forward-Rear

<u>CODE</u>	<u>ENG. NUMBER</u>	<u>SERVICE NUMBER</u>
1	D2HA 4962-DA D2HS 4962-VA	D2HZ 4612-AC (1973/74) (1977)
3	D2HA 4962-FA, D2HA 4962-VA D2HS 4962-ASA	D2HZ 4612-AD (1973/76) D2HZ 4612-AD (1974) D7HZ 4612-D (1977/79)
4	D2HA 4962-GA D2HS 4962-AZA & D7HT 4962-ABA	D2HZ 4612-AE (1973/77) D2HZ 4612-J & (1978/79) D7HZ 4612-J
5	D2HS 4962-AA	(1978/79)
6	D2HA 4962-JA D2HS 4962-FA	D2HZ 4612-AG (1973/76) D2HZ 4612-B (1977/79)



BUY IT NOW!

Click Here To Order



1973/79 TRUCK SERIES 600/900

GENERAL INFORMATION

CODE EXPLANATION - cont'd.

POWER TRAIN B1 - B22, C1 - C2 - cont'd.		
B15	Torque Arm-Forward-Rear - cont'd.	
CODE	ENG. NUMBER	SERVICE NUMBER
7	- D2HA 4962-BA D2HS 4962-ATA	D2HZ 4612-AH (1973/76) D7HZ 4612-E (1977/79)
8	- D2HA 4962-CA D3HS 4962-MA	D2HZ 4612-AJ (1973/76) D7HZ 4612-G (1977/79)
9	- D2HA 4962-KA & D2HA 4962-MA D2HA 4962-AZA & D2HA 4962-MA D2HA 4962-AZA & D4HA 4962-DA D3HS 4962-SA	D2HZ 4612-J & (1973/74) D2HZ 4612-K D2HZ 4612-J & (1975/76) D2HZ 4612-K D2HZ 4612-J & (1977) D2HZ 4612-K D7HZ 4612-H (1978/79)
A	- D4HA 4962-GA	D4HZ 4612-C
B	- D2HA 4962-MA & D4HA 4962-AA D4HA 4962-DA & D4HA 4962-AA D2HS 4962-ARA	D2HZ 4612-K & (1973/74) D2HZ 4612-AB D2HZ 4612-K & (1975/77) D2HZ 4612-AB D8HZ 4612-H (1978/79)
C	- D2HA 4962-RA D8HT 4962-AA D2HT 4962-AA	D2HZ 4612-AH (1973/77) D8HZ 4612-E (1979)
D	- D2HA 4962-SA	D2HZ 4612-AJ
E	- D2HA 4962-TA D2HS 4962-AUA & D7HT 4962-ABA	D2HZ 4612-AC (1973/77) D7HZ 4612-F & (1978/79) D7HZ 4612-J
F	- D2HA 4962-VA D7HT 4962-ARA	D2HZ 4612-AD (1973/77) D7HZ 4612-L (1978/79)
G	- D2HA 4962-YA D3HS 4962-MA & D7HT 4962-ABA	D2HZ 4612-AE (1973/77) D7HZ 4612-G & (1978/79) D7HZ 4612-J
H	- D7HT 4962-ANA	D7HZ 4612-K
J	- D2HA 4962-AAA	D2HZ 4612-AG
K	- D3HS 4962-AAA	D3HZ 4612-A
L	- D2HS 4962-ANA	D7HZ 4612-C
M	- D2HS 4962-AZA & D2HS 4962-FA D4HS 4962-FA & D7HT 4962-AKA D7HS 4962-FA	D2HZ 4612-J & (1977) D7HZ 4612-B D8HZ 4612-D & (1978/79) D8HZ 4612-A D8HZ 4612-D
T	- D3HS 4962-VA & D4HA 4962-EA	D2HZ 4612-AB & D4HZ 4612-A

POWER TRAIN B16 - B22, C1 - C2 - cont'd.		
B16	Torque Arm-Rear-Rear	
CODE	ENG. NUMBER	SERVICE NUMBER
1	- D2HA 4962-DA D2HS 4962-VA	D2HZ 4612-AC (1973/74) (1977)
2	- D2HA 4962-EA D2HS 4962-UA D7HT 4962-ABA	D2HZ 4612-T (1973/74) D2HZ 4612-T (1975/77) D7HZ 4612-J (1978/79)
3	- D2HA 4962-FA D2HA 4962-VA D3HS 4962-SA	D2HZ 4612-AD (1973/74) D2HZ 4612-AD (1975/76) D7HZ 4612-H (1977/79)
4	- D2HA 4962-GA D2HS 4962-ANA	D2HZ 4612-AE (1973/77) D7HZ 4612-C (1978/79)
5	- D2HA 4962-HA D3HS 4962-MA	D2HZ 4612-AF (1973/79) D7HZ 4612-G (1978/79)

POWER TRAIN B16 - B22, C1 - C2 - cont'd.		
B16	Torque Arm-Rear-Rear - cont'd.	
CODE	ENG. NUMBER	SERVICE NUMBER
6	- D2HA 4962-JA D2HS 4962-FA	D2HZ 4612-AG (1973/74) D7HZ 4612-B (1977/79)
7	- D2HA 4962-BA D2HS 4962-AUA	D2HZ 4612-AH (1973/74) D7HZ 4612-F (1977/79)
8	- D2HA 4962-CA D4HA 4962-FA D2HS 4962-ASA	D2HZ 4612-AJ (1973/74) D4HZ 4612-B (1977) D7HZ 4612-D (1978/79)
9	- D2HA 4962-MA & D2HA 4962-KA Note 3 - D2HA 4962-MA & D2HS 4962-AZA Note 4 D4HA 4962-DA & D2HA 4962-AZA D2HS 4962-ATA	D2HZ 4612-K (1973/74) D2HZ 4612-J D2HZ 4612-K & (1974/76) D2HZ 4612-J D2HZ 4612-K & (1977) D2HZ 4612-J D7HZ 4612-E (1978/79)
A	- D4HA 4962-FA	D4HZ 4612-B
B	- D2HA 4962-MA & D4HA 4962-AA D4HA 4962-DA & D4HA 4962-AA D3HS 4962-UA	D2HZ 4612-K & (1973/74) D2HZ 4612-AB D2HZ 4612-K & (1975/77) D2HZ 4612-AB D8HZ 4612-G (1978/79)
C	- D2HA 4962-RA D8HT 4962-BA	D2HZ 4612-AH (1973/77) D8HZ 4612-F (1979)
D	- D2HA 4962-SA	D2HZ 4612-AJ
E	- D2HA 4962-TA D8HT 4962-CA	D2HZ 4612-AC (1973/77) D9HZ 4612-A (1979)
F	- D2HA 4962-VA D7HT 4962-ARA	D2HZ 4612-AD (1973/77) D7HZ 4612-L (1978/79)
G	- D2HA 4962-YA	D2HZ 4612-AE
H	- D2HA 4962-ZA D2HS 4962-UA & D7HT 4962-ABA Note 5 D7HT 4962-ANA Note 6	D2HZ 4612-AF (1973/77) D2HZ 4612-T & (1978) D7HZ 4612-J D7HZ 4612-K (1978/79)
J	- D2HA 4962-AAA D2HS 4962-ANA & D7HT 4962-ABA	D2HZ 4612-AG (1973/77) D7HZ 4612-C & (1978/79) D7HZ 4612-J
K	- D3HA 4962-AA, D3HS 4962-AAA	D3HZ 4612-A (1973/74) D3HZ 4612-A (1975/79)
M	- D2HS 4962-AZA & D2HS 4962-FA D7HT 4962-AKA & D3HS 4962-MA	D2HZ 4612-J & (1977) D7HZ 4612-B D8HZ 4612-A & (1978/79) D7HZ 4612-G
N	- D7HT 4962-ACA	D7HZ 4612-A
P	- D2HS 4962-AUA & D7HT 4962-ABA	D7HZ 4612-F & D7HZ 4612-J
R	- D2HS 4962-AZA & D7HT 4962-ACA	D2HZ 4612-J & D7HZ 4612-A
T	- D3HS 4962-VA & D4HA 4962-DA	D2HZ 4612-AB & D2HZ 4612-K

NOTE 4 - "From Ser. T80,001"

NOTE 6 - Without Transverse Arm

COPYRIGHT © 1980 - FORD MOTOR COMPANY - DEARBORN, MICHIGAN

NEW ISSUE

100% SATISFACTION GUARANTEED

BUY IT NOW!

Click Here To Order

PayPal American Express Discover MasterCard VISA

CODE EXPLANATION - cont'd.

POWER TRAIN B1 - B22, C1 - C2 - cont'd.

<u>CODE</u>	<u>ENG. NUMBER</u>	<u>SERVICE NUMBER</u>
B17	Radiator Shutter	
A	- D7HT 8475-ZA	●D8HZ 8475-C
B	- D8HT 8475-GA	●D8HZ 8475-E
C	- D3HA 8475-DA	◆D3HZ 8475-A ‡C7TZ 8476-G
	D7HT 8475-UA	●D7HZ 8475-A
D	- D3HA 8475-CA	◆D3HZ 8475-B
	D5HA 8475-AA	◆D5HZ 8475-E
	D7HT 8475-MA	◆D5HZ 8475-E
	D7HT 8475-AAA	●D8HZ 8475-D
E	- D4HA 8475-BA	◆C6TZ 8475-A
F	- C6TA 8475-D	◆C6TZ 8475-B
	D4HA 8475-AA	◆C6TZ 8475-B
G	- D7HT 8475-JC	◆D8HZ 8475-A ‡D8HZ 8A175-A
H	- D7HT 8475-NB	◆D8HZ 8475-B ‡D8HZ 8476-A
I	- D4HA 8475-GA	●D5HZ 8475-B
	D4HA 8475-FA	●D5HZ 8475-A
	C8HA 8475-E	C8TZ 8475-A ★C7TZ 8476-G
J	- D4HA 8475-GA	●D5HZ 8475-B
K	- D0HA 8475-S	◆D0HZ 8475-E
	D4HA 8475-CA	◆D0HZ 8475-E
	D7HT 8475-TA	◆D0HZ 8475-E
L	- D4HA 8475-DA	◆D0HZ 8475-C ‡D0HZ 8476-A or ‡D3HZ 8488-A
	D7HT 8475-SA	◆D0HZ 8475-C
	D7HT 8475-ABA	●D8HZ 8475-F
M	- D0HA 8475-U	●D5HZ 8475-D
	D4HA 8475-JA	●D5HZ 8475-D
	D7HT 8475-VA	●D5HZ 8475-D
N	- D0HA 8475-AA	◆D0HZ 8475-D
	D4HA 8475-EA	◆D0HZ 8475-D
O	- D0HA 8475-Z	●D5HZ 8475-C
	D4HA 8475-HA	●D5HZ 8475-C
	D7HT 8475-YA	●D5HZ 8475-C

<u>B18 CODE</u>	<u>Fan Shrouds SERVICE NUMBER</u>
1	- D3HZ 8146-D
2	- D1TZ 8146-D (1973/75) D6HZ 8146-C (1977/79)
3	- D2HZ 8146-A
4	- D3HZ 8146-C
5	- D5HZ 8146-F (1973/77) D8HZ 8146-D (1978/79)
6	- D3HZ 8146-B
7	- C8HZ 8146-A
8	- D4HZ 8146-D
9	- D3HZ 8146-D (1974/75) D5HZ 8146-B (1976/77)

POWER TRAIN B1 - B22, C1 - C2 - cont'd.

<u>B18 CODE</u>	<u>Fan Shrouds - cont'd. SERVICE NUMBER</u>
B	- D3HZ 8146-C (1973) D4HZ 8148-A (L.H.) (1974) D4HZ 8147-A (R.H.) D5HZ 8146-K (1975/77) D9HZ 8146-A (1979)
C	- D3HZ 8146-B (1973/75) D6HZ 8146-A (1975/79)
D	- D3HZ 8146-B (1973/74) D5HZ 8146-G (1975/79)
E	- D6HZ 8146-B
F	- D6HZ 8146-C (1973/76) D9HZ 8146-B (1979)
G	- D1HZ 8146-B (1973/77) D9HZ 8146-D (1979)
H	- D0HZ 8146-F (1973/75) D5HZ 8146-L (1976/78) D9HZ 8146-C (1979)
I	- D5HZ 8146-J (1976,78) D9HZ 8146-E (1979)
J	- B8QH 8146-B-one piece or (1973/78) D3HZ 8148-B (L.H.)-two piece D3HZ 8147-B (R.H.)-two piece D9HZ 8146-F (1979)
K	- B8QH 8146-C-one piece or D0HZ 8148-C (L.H.)- two piece D2HZ 8147-A (R.H.)-two piece
L	- D4HZ 8146-C
M	- C7TZ 8146-H
N	- D3HZ 8148-A (L.H.) D3HZ 8147-A (R.H.)
O	- D6HZ 8146-A (1975) D8HZ 8146-A (1978/79)
P	- D3HZ 8146-D (1973/75) D8HZ 8146-B (1978/79)
Q	- D4HZ 8146-E (1975/76) D8HZ 8146-C (1978/79)
R	- D0HZ 8148-C (L.H.) D2HZ 8147-A (R.H.)
S	- D0HZ 8148-B (L.H.) D0HZ 8147-B (R.H.)

s control ‡ Control



BUY IT NOW!

Click Here To Order



CODE EXPLANATION - cont'd.

POWER TRAIN B1 - B22, C1 - C2 - cont'd.	
B18	Fan Shrouds - cont'd.
<u>CODE</u>	<u>SERVICE NUMBER</u>
T	D3HZ 8148-B(L.H.) (1973/75) D3HZ 8147-B (R.H.) D7HZ 8146-A (1978/79)
U	D4HZ 8148-A (L.H.) D4HZ 8147-A (R.H.)
V	C5TZ 8146-B
W	C5TZ 8146-J
X	D5HZ 8146-A (1975/77) D3HZ 8147-A (R.H.)(1979) D3HZ 8148-A (L.H.)
Y	D1TZ 8146-C
Z	D1TZ 8146-B
<hr/>	
B19	Fuel Tank Part No. (L.H. Side or Inside) Engineering part number will be listed. Refer to MASTER CROSS REFERENCE LIST for service number.
<hr/>	
B20	Fuel Tank Part No. (R.H. Side) Engineering part number will be listed. Refer to Master Cross Reference List for service number.
<hr/>	
B21	Driveshaft Support Plate for 4817 Shaft - (4831) Engineering part number will be listed. Refer to Master Cross Reference List for service number.
<hr/>	
B22	Anti-skid Control D - Delete anti-skid control E - Eaton skid control K - Kelsey skid control
<hr/>	
C1	Driveshaft Support Plate for 4810 Shaft Engineering part number will be listed. Refer to Master Cross Reference List for service number.
<hr/>	
C2	Driveline Size Industry Designation (example 6C,7C) of the Driveline size will be listed. (Refer to applicable rear axle parts list Group 4351 or 4851)
<hr/>	
SPEEDOMETER and TACH C3 - C11	
C3	Mechanical Tachometer (1973/78) X - Mechanical Tachometer (1973/78)
<hr/>	
C3	Tachometer (1979) X - Tachometer (1979)
<hr/>	
C4	Tachograph X - Tachograph - RPM
<hr/>	
C5	Speedograph X - Speedograph - MPM

SPEEDOMETER and TACH C3 - C11 - cont'd.

C6	Metric Speedometer/Export Decal (1979) 1 - Metric Speedometer (1979) 2 - Export Safety Decal (1979) 3 - Both (1979)
<hr/>	
C7	Speedometer Gear Adapter (17294) Engineering part number prefix and suffix will be listed. Refer to Cross Reference List in Group 17294 of catalog for service number.
<hr/>	
C8	Tachometer Cable Engineering part number will be listed. Refer to Cross Reference listing in group 17260 of catalog.
<hr/>	
C9	Speedometer Cable (17260) - (Longer, if Two) An abbreviated Prefix and Suffix will be listed. If the Suffix begins with "5" the basic number is 17B351. If the Suffix begins with "6" the basic number is 17260. Refer to Cross Reference listing in group 17260 of catalog.
<hr/>	
C10	Speedometer Cable (17260) - (Shorter, if Two) An abbreviated Prefix and Suffix will be listed. If the Suffix begins with "5" the basic number is 17B351. If the Suffix begins with "6" the basic number is 17260. Refer to Cross Reference listing in group 17260 of catalog.
<hr/>	
C11	Paint - Tire Option (1973/78) X - Paint - Tire Option (1973/78)
<hr/>	
C11	Instrumentation Package (1979) X - Instrumentation Package (1979)
<hr/>	
WHEELS, HUBS and DRUMS C12 - C13	
C12	Front Wheel Seals 1 - Stemco Front Wheel Seals 2 - Scot Seal Front Wheel Seals (1973/77)
<hr/>	
C13	Rear Wheel Seals 1 - Stemco Rear Wheel Seals
<hr/>	
CAB DETAIL D1 - D18	
D1	Type Cab 2 - Chassis Cab with Butterfly Front End 5 - 54" Non-Sleeper Aluminum w/Corner Windows 6 - 64" Non-Sleeper Aluminum w/Corner Windows 8 - Steel Cab (Non-Sleeper) C - Cowl F - Emergency Vehicle G - Crew Cab (6 Man) H - Aluminum Cab (Non-Sleeper) O - Parcel Delivery - (No Body) Q - Aluminum Cab (Sleeper) S - Steel Cab (Sleeper) U - 54" Non-Sleeper Aluminum w/o Corner Windows W - 64" Non-Sleeper Aluminum w/o Corner Windows X - Interior noise package (1973/75) X - 76" Sleeper Aluminum (1978/79) Y - Steel Cab (Sleeper) (1973/77) Y - 88" Sleeper Aluminum (1978/79) Z - 110" Sleeper Aluminum
<hr/>	
D2	Fresh Air Intake X - Fresh Air Intake
<hr/>	
D3	Roof Vent X - Roof Vent



BUY IT NOW!

Click Here To Order



**GENERAL
INFORMATION**

**1973/79
TRUCK SERIES 600/900**

CODE EXPLANATION - cont'd.

CAB DETAIL D1 - D18 - cont'd.

D4	Right Hand Door Vent (1973/78)
X	- Right Hand Door Vent (1973/78)
D4	Tilt Air Assist (1979)
X	- Tilt Air Assist (1979)
D5	Assist Handles
1	- L.H. Assist Handle
2	- R.H. and L.H. Assist Handles
D6	Paint Option Special Paint instructions will be listed in D.S.O. portion of T.S.L.
D7	R.H. Visor
X	- R.H. Visor
D8	Tinted Windshield (1973)
X	- Tinted Windshield Only (1973)
D8	Tinted Glass (1974/79)
1	- Tinted Windshield only (1974/79)
2	- Tinted Glass All Around (1974/79)
D9	Tinted Glass (1973)
X	- Tinted Glass All Around (1973)
D9	Sound Package (1975/76)
X	- Interior sound package (1975/76)
D9	Sliding Rear Window (1978/79)
X	- Sliding Rear Window (1978/79)
D10	Arm Rests
1	- R.H. Arm Rest
2	- L.H. Arm Rest
3	- R.H. and L.H. Arm Rests
D11	Mattress
1	- Inner Spring
2	- Foam Rubber

CAB DETAIL D1 - D18 - cont'd.

D12	Parallel Wipers
1	- Parallel Wipers (Air)
2	- Parallel Wipers (Vacuum-Electric)
D13	Adjustable Steering Column
X	- Adjustable Steering Column
D14	Trim Color Trim Color will be listed.
D15	Seat - Driver Side or Bench
	Type Seat will be listed (1973/74) or coded as follows:
10	- Bench foam dynasty standard color
11	- Bench standard color
12	- Bench black H/D vinyl
13	- Bench foam standard color
14	- Bench foam black H/D vinyl
15	- Lear-Siegler Unison Action
16	- Lear-Siegler Unison 675
17	- Bostrom West Coaster
18	- Bostrom T-Bar
19	- National Cush-N-Aire (1975/77)
19	- National Cush-N-Aire-Lo Back (1978/79)
20	- Bostrom Level Aire (1975/77)
20	- Bostrom Level Aire-Lo Back (1978/79)
21	- National Cush-N-Aire-Hi Back
22	- Bostrom Levelaire-Hi Back
23	- Bostrom West Coaster II-Hi Back
D16	Type Trim
STD	- Standard Trim
DLX	- Custom Trim



BUY IT NOW!

Click Here To Order



1973/79 TRUCK SERIES 600/900

GENERAL INFORMATION

27

CODE EXPLANATION - cont'd.

CAB DETAIL D1 - D18 - cont'd.	
D17	Type Seat - Passenger Side Only
	Type Passenger Seat will be listed (1973/74) or coded as follows:
21	U.P.D. Bostrom passenger (1975/78) Companion Bostrom Passenger (1979)
22	Lear-Siegler passenger
23	National Cush-N-Aire (1975/77)
23	National Cush-N-Aire-Lo Back (1978/79)
25	National Cush-N-Aire-Hi Back
26	Bostrom Levelaire-Hi Back-suspended
27	Bostrom West Coaster-Hi Back-non-suspended
28	Bostrom Levelaire-Lo Back-suspended
29	Bostrom West Coaster-Lo Back-non-suspended
30	Lear-Siegler Neway Companion-suspended
31	Lear-Siegler Neway Companion-non-suspended
32	Bostrom West Coaster II-Hi Back-suspended
33	West Coaster-Lo Back-suspended

D18 Battery Cable		SERVICE NUMBER
CODE	ENG. NUMBER	
OPAW	D9HT 14300-AAA	D9HZ 14300-AA
OPAX	D9HT 14300-ABA	D9HZ 14300-K
OPAY	D9HT 14300-ACA	D9HZ 14300-AM
OPAZ	D9HT 14300-ADA	D9HZ 14300-K
OPBA	D9HT 14300-AEA	D9HZ 14300-AE
OPBB	D9HT 14300-AFA	D9HZ 14300-AM
OPBC	D9HT 14300-AGA	D9HZ 14300-AG
OPBD	D9HT 14300-AHA	D9HZ 14300-AT
OPBE	D9HT 14300-AJA	D9HZ 14300-L
OPBF	D9HT 14300-AKA	D9HZ 14300-AE
OPBG	D9HT 14300-ALA	D9HZ 14300-Y
OPBH	D9HT 14300-AMA	D9HZ 14300-AM
OPBI	D9HT 14300-ANA	D9HZ 14300-AU
OPBJ	D9HT 14300-ARA	D9HZ 14300-AM
	D9HT 14300-ARB	D9HZ 14300-AM
OPBK	D9HT 14300-ASA	D9HZ 14300-AY
OPBL	D9HT 14300-ATA	D9HZ 14300-AT
OPBM	D9HT 14300-AUA	D9HZ 14300-AU
OPBN	D9HT 14300-AVA	D9HZ 14300-S
OPBP	D9HT 14300-AYA	D9HZ 14300-AY
OPBQ	D9HT 14300-AZA	D9HZ 14300-AZ
	D9HT 14300-AZB	D9HZ 14300-AZ
OPBR	D9HT 14300-BAA	D9HZ 14300-AZ
OPBS	D9HT 14300-BEA	D9HZ 14300-BB
OPBT	D9HT 14300-BCA	D9HZ 14300-BC
OPBU	D9HT 14300-BDA	D9HZ 14300-BB
	D9HT 14300-BDB	D9HZ 14300-BB
	ED-D9HT 14300-BDB	D9HZ 14300-BB
OPBW	D9HT 14300-BEA	D9HZ 14300-BC

CAB DETAIL D1 - D18 - cont'd.		
D18 Battery Cable - cont'd.		
CODE	ENG. NUMBER	SERVICE NUMBER
OPBX	D9HT 14300-BFA	D9HZ 14300-BB
OPBZ	D9HT 14300-BGA	D9HZ 14300-BG
OPCA	D9HT 14300-BHA	D9HZ 14300-AG
OPCD	D9HT 14300-BLA	D9HZ 14300-BL
OPCE	D9HT 14300-BMA	D9HZ 14300-BN
OPCF	D9HT 14300-BNA	D9HZ 14300-BN
OPCG	D9HT 14300-BRA	D9HZ 14300-J
OPCH	D9HT 14300-BSA	D9HZ 14300-BT
OPCI	D9HT 14300-BTA	D9HZ 14300-BT
OPCJ	D9HT 14300-BUA	D9HZ 14300-BU
OPCK	D9HT 14300-BVA	D9HZ 14300-BY
OPCL	D9HT 14300-BYA	D9HZ 14300-BY
OPCM	D9HT 14300-BZA	D9HZ 14300-CA
OPCP	D9HT 14300-CAA	D9HZ 14300-CA
OPCT	D9HT 14300-GA	D9HZ 14300-G
OPCU	D9HT 14300-HA	D9HZ 14300-H
OPCW	D9HT 14300-JA	D9HZ 14300-J
OPCX	D9HT 14300-KA	D9HZ 14300-K
OPCZ	D9HT 14300-LA	D9HZ 14300-L
OPDB	D9HT 14300-NA D9HT 14300-NB	D9HZ 14300-N D9HZ 14300-N
OPDC	D9HT 14300-RA D9HT 14300-RB	D9HZ 14300-R D9HZ 14300-R
OPDD	D9HT 14300-SA	D9HZ 14300-S
OPDF	D9HT 14300-UA	D9HZ 14300-U
OPDG	D9HT 14300-VA	D9HZ 14300-AZ
OPDH	D9HT 14300-YA	D9HZ 14300-Y
OPDI	D7HT 14300-AB	D8HZ 14300-A
OPDJ	D7HT 14300-DB	D8HZ 14300-D
OPDK	D9HT 14300-ZA	D9HZ 14300-BB
OPDM	D7HT 14300-GB	D8HZ 14300-G
OPDN	D7HT 14300-HB	D8HZ 14300-H
OPDP	D7HT 14300-RB	D8HZ 14300-R
OPDQ	D7HT 14300-SB	D8HZ 14300-S
OPDR	D7HT 14300-TA	D8HZ 14300-T
OPDS	D7HT 14300-VA	D8HZ 14300-X
OPDU	D7HT 14300-ZA	D8HZ 14300-Z
OPDV	D9HT 14300-CCA	D9HZ 14300-CC
OPDW	D9HT 14300-CDA	D9HZ 14300-CD



BUY IT NOW!

Click Here To Order






**1973/79
TRUCK SERIES 600/900**

**GENERAL
INFORMATION**

CODE EXPLANATION - cont'd.

MISCELLANEOUS E1 - E26	
E1	Air Conditioner (1973/77)
X	- Air Conditioner
<hr/>	
E1	Air Conditioner (1978/79)
X	- Air Conditioner (F-C-L units)
1	- Manual Air Conditioner (Cab Only)(CL Only)
2	- Automatic Temp Control Air Conditioner (Cab Only)
3	- Manual A/C w/Auxiliary A/C (Cab and Sleeper)
4	- Automatic Temp Control w/Auxiliary A/C (Cab and Sleeper)
<hr/>	
E2	Heater or Delete Heater
1	- Deluxe - Fresh Air - F700/750 (1973/77)
	Deluxe - Fresh Air - F700 (1978)
	Deluxe - Fresh Air - F600/700 (1979)
2	- Fresh Air - All Tilts and L Series - Gas Standard
3	- Hi-Output - L Series-Diesel and/or A/C standard and gas option
4	- W Series - w/o A/C (1973/77)
4	- CL-CLT Series-w/o A/C (1978/79)
D	- Delete Heater
<hr/>	
E3	Radio
1	- Push Button Radio (1973/77)
1	- Push Button Radio -AM (1978/79)
2	- Manual Radio (1973/77)
2	- Manual Radio -AM (1978/79)
3	- Radio AM w/Tape
4	- Radio AM/FM Multiplex Stereo
5	- AM/FM Multiplex Stereo w/Tape
<hr/>	
E4	- Air Horns
2	- Dual Air Horns
G	- Grover Air Horns
<hr/>	
E5	Electric Horns
1	- Single Electric Horn
2	- Dual Electric Horns
<hr/>	
E6	Cigar Lighter (1973/74)
X	- Cigar Lighter (1973/74)
<hr/>	
E6	Fan Clutch -Engine Shield (1975/77)
X	- Fan Clutch (1977)
2	- Engine Shield (1975/76)
3	- Fan Clutch (1975/76)
4	- Both (1975/76)
<hr/>	
E6	Fan Clutch (1978/79)
1	- Bendix Fan Clutch (1978/79)
2	- Schwitzer Fan Clutch (1978/79)
3	- Eaton Fan Clutch (1978/79)
4	- Rockford Fan Clutch (1978/79)

MISCELLANEOUS E1 - E26 - cont'd.

E7	Accessory Package (1973)
X	- Accessory Package (1973)
<hr/>	
E7	California Emission System (1976/79)
X	- California Emission System (1976/79)
<hr/>	
E8	Hydraulic Jack (1973/78)
X	- Hydraulic Jack (12 Ton) (1973/78)
<hr/>	
E8	Automatic Slack Adjusters (1979)
X	- Automatic Slack Adjusters (1979)
<hr/>	
E9	Fender Rods (1973/78)
X	- Fender Rods (1973/78)
<hr/>	
E9	Digital Clock (1979)
X	- Digital Clock (1979)
<hr/>	
E10	Mirrors
A	- R.H. and L.H. Western Mirrors (Painted) without clearance lights (all series except F500/600)- (1973/77)
A	- R.H. and L.H. Western Mirrors (Painted) without clearance lights (1978/79)
B	- R.H. & L.H. Western Mirrors (Painted) w/Lights - (1978/79)
C	- Swinging Type Western Mirror-W Series Only (1973/77)
C	- R.H. & L.H. Western Mirrors (Stainless) w/o Clearance Lights (1978/79)
D	- R.H. & L.H. Western Mirrors (Stainless) w/Lights (1978/79)
E	- R.H. & L.H. Western Mirrors (Stainless) Heated - (1978/79)
F	- R.H. & L.H. Retrac Western Mirrors (Painted)- (1979)
<hr/>	
1	- R.H. and L.H. Western Mirrors (Painted) with clearance lights (1973/77)
2	- R.H. and L.H. Stainless Steel Western Mirrors without clearance lights (1973/77)
<hr/>	
E11	Convex (diminishing) Mirrors
1	- Convex Mirrors Painted
2	- Convex Mirrors Stainless Steel
<hr/>	
E12	Air Shield Brackets
X	- Optional Air Shield Brackets
<hr/>	
E13	H/D Counterbalance Spring (1973/78)
X	- H/D Counterbalance Spring (1973/78)

100% SATISFACTION GUARANTEED

BUY IT NOW!

Click Here To Order

PayPal American Express Discover MasterCard VISA

1973/79 TRUCK SERIES 600/900

GENERAL INFORMATION

29

CODE EXPLANATION - cont'd.

MISCELLANEOUS E1 - E26 - cont'd.	
E13	Oil Cooler (1979)
X	- Oil Cooler (1979)
<hr/>	
E14	Special Options
1	- Silicon Radiator Hoses (1973/78)
2	- Fog Lamps (1973/77)
3	- Both (Silicon Radiator Hoses & Fog Lamps)- (1973/77)
X	- Silicone Radiator Hoses (1979)
<hr/>	
E15	Optional Front Bumper
1	- Bright Aluminum Front Bumper
2	- Chrome Front Bumper
3	- Aluminum Front Bumper (Painted)
4	- Steel Front Bumper Cut-off (Painted)
5	- Black Decor Group Bumper
6	- Chrome Aluminum Bumper
X	- Optional Front Bumper (1973)
<hr/>	
E16	Front Bumper Spacers (1973/78)
X	- Front Bumper Spacers (1973/78)
NOTE: Spacers are Standard with Grille Guard on L-LN-LNT-LT-LTS800/900	
<hr/>	
E16	Bright Grille Surround (1979)
X	- Bright Grille Surround (1979)
<hr/>	
E17	Tow Hooks
X	- Tow Hooks
<hr/>	
E18	Grille Guard
X	- Grille Guard
<hr/>	
E19	Main Frame (B-C-CL-CLT-CT-F-W-WT Series)
Prefix and Suffix of (5005) Frame (Refer to Master Cross Reference List Form FPS 7425 for service number, or Refer to Group 5005 in Catalog)	
(L-LN-LNT-LT-LTS Series)	
Prefix and Suffix of Reinforcements appear. Order frames through Special Order Section, giving vehicle serial number.	
<hr/>	
E20	Paint Stripe
X	- Paint Stripe (1973/79)
1	- Vista Orange (1978/79)
2	- Gold Metallic (1978/79)
3	- Coral (1978/79)
4	- Decor Group w/Black Stripe (1978/79)
5	- Decor Group w/White Stripe (1978/79)

MISCELLANEOUS E1 - E26 - cont'd.

E21	Type-Walking Beams-Tandem (1979)	
1	- Steel-50" (1979)	
2	- Aluminum-50" (1979)	
3	- Aluminum-52" (1979)	
4	- Steel-54" (1979)	
5	- Steel-60" (1979)	
6	- Steel-56" (1979)	
<hr/>		
E22	Owner Operator "C" (Exterior) (1979)	
X	- Owner Operator Option "C" (1979)	
<hr/>		
E25	Battery Cable (1979)	
CODE	ENG. NUMBER	SERVICE NUMBER
1NAT	- D9HT 14301-AAA	D9HZ 14301-AH
1NAU	- D9HT 14301-ABA	D9HZ 14301-AC
1NAW	- D9HT 14301-ACA	D9HZ 14301-AC
<hr/>		
1NAX	- D9HT 14301-AEA	D9HZ 14301-AE
	- D9HT 14301-AEB	D9HZ 14301-AE
1NAY	- D9HT 14301-ADA	D9HZ 14301-S
1NAZ	- D9HT 14301-AFA	D9HZ 14301-AF
<hr/>		
1NBA	- D9HT 14301-AGA	D9HZ 14301-AE
1NBB	- D9HT 14301-AHA	D9HZ 14301-AH
1NBC	- D9HT 14301-AJA	D9HZ 14301-AJ
1NBD	- D9HT 14301-AKA	D9HZ 14301-Y
1NBE	- D9HT 14301-ALA	D9HZ 14301-AL
<hr/>		
1NBF	- D9HT 14301-AMA	D9HZ 14301-Z
1NBG	- D9HT 14301-ANA	D9HZ 14301-AF
1NBH	- D9HT 14301-ARA	D9HZ 14301-AR
<hr/>		
1NBI	- D9HT 14301-ASA	D9HZ 14301-AS
1NBJ	- D9HT 14301-ATA	D9HZ 14301-AF
1NBK	- D9HT 14301-AUA	D9HZ 14301-AU
1NBL	- D9HT 14301-AVA	D9HZ 14301-AV
<hr/>		
1NBM	- D9HT 14301-AYA	D9HZ 14301-AC
1NBN	- D9HT 14301-AZA	D9HZ 14301-AZ
1NBP	- D9HT 14301-BBA	D9HZ 14301-AS
<hr/>		
1NBQ	- D9HT 14301-BCA	D9HZ 14301-AV
1NBR	- D9HT 14301-BDA	D9HZ 14301-AZ
1NBS	- D9HT 14301-BEA	D9HZ 14301-AE
<hr/>		
1NBT	- D9HT 14301-BFA	D9HZ 14301-S
1NBU	- D9HT 14301-BGA	D9HZ 14301-AL
1NBZ	- D9HT 14301-BKA	D9HZ 14301-BL
<hr/>		
1NCA	- D9HT 14301-BLA	D9HZ 14301-BL
1NCB	- D9HT 14301-BMA	D9HZ 14301-BM
1NCC	- D9HT 14301-BNA	D9HZ 14301-BM
<hr/>		
1NCD	- D9HT 14301-DA	D9HZ 14301-AR
1NCE	- D9HT 14301-EA	D9HZ 14301-N
1NCF	- D9HT 14301-FA	D9HZ 14301-F



BUY IT NOW!

Click Here To Order



© 1980

FORD MOTOR
COMPANY

— DEARBORN, MICHIGAN

Change No. 1

**GENERAL
INFORMATION**
**1973/79
TRUCK SERIES 600/900**

CODE EXPLANATION - cont'd.			MISCELLANEOUS E1 - E26 - cont'd.		
MISCELLANEOUS E1 - E26 - cont'd.			MISCELLANEOUS E1 - E26 - cont'd.		
CODE	ENG. NUMBER	SERVICE NUMBER	CODE	ENG. NUMBER	SERVICE NUMBER
E25	Battery Cable - (1979)		E26	Mufflers (1979)	
1NCG	D9HT 14301-HA	D9HZ 14301-H	AA	D5TA 5225-BDA	D5TZ 5230-AH
1NCH	D9HT 14301-JA	D9HZ 14301-J	AB	D7HA 5225-AJA E0HT 5225-EA	D8HZ 5230-AE D8HZ 5230-AE
1NCI	D9HT 14301-KA D9HT 14301-KB	D9HZ 14301-K D9HZ 14301-K	AC	D7HA 5225-JA E0HT 5225-DA	D8HZ 5230-U D8HZ 5230-U
1NCJ	D9HT 14301-LA D9HT 14301-LB	D9HZ 14301-L D9HZ 14301-L	AD	D7HA 5225-ANA	D8HZ 5230-AA
1NCK	D9HT 14301-MA	D9HZ 14301-M	AE	D7HT 5225-BEA	D8HZ 5230-AB
1NCL	D9HT 14301-NA	D9HZ 14301-N	AI	D7HT 5225-BTA	D8HZ 5230-AC
1NCM	D9HT 14301-RA	D9HZ 14301-AJ	AJ	D7HT 5225-CLA	D8HZ 5230-AF
1NCN	D9HT 14301-SA	D9HZ 14301-S	AK	D7HT 5225-CMA E0HT 5225-FA	D8HZ 5230-T D8HZ 5230-T
1NCP	D9HT 14301-TA	D9HZ 14301-F	AL	D7HT 5225-BNA	D8HZ 5230-AD
1NCQ	D9HT 14301-UA	D9HZ 14301-H	BA	C8TA 5230-EC	D8TZ 5230-CF
1NCR	D9HT 14301-VA D9HT 14301-VB	D9HZ 14301-S D9HZ 14301-S	BC	D9HT 5230-AHA	D9HZ 5230-C
1NCS	D9HT 14301-YA ED-D9HT 14301-YA	D9HZ 14301-Y D9HZ 14301-Y	BD	D8HT 5230-CA	D8HZ 5230-B
1NCT	D9HT 14301-ZA	D9HZ 14301-Z	BH	D9HT 5230-AJA	D9HZ 5230-D
1NCU	D7HT 14301-AC	D8HZ 14301-A	BL	D8HT 5230-AA	D8HZ 5230-AV
1NCW	D7HT 14301-BC	D8HZ 14301-B	BM	D7HT 5230-FZA	D8HZ 5230-AW
1NCX	D7HT 14301-DC	D8HZ 14301-D	BP	D7HT 5230-FMA	D8HZ 5230-AJ
1NCZ	D7HT 14301-EC	D8HZ 14301-E	BQ	D7HT 5230-FNA	D8HZ 5230-AK
1NDC	D7HT 14301-HC	D8HZ 14301-H	BS	D7HT 5230-FRA E0HT 5230-LA	D8HZ 5230-AL D8HZ 5230-AL
1NDD	D7HT 14301-JC	D8HZ 14301-J	BW	D8HT 5230-BA	D8HZ 5230-AT
1NDE	D7HT 14301-LC	D8HZ 14301-L	BX	D7HT 5230-GEA	D8HZ 5230-AU
1NDG	D7HT 14301-NC	D8HZ 14301-N	CA	D9HT 5230-AFB D9HT 5230-AFC	D9HZ 5230-A D9HZ 5230-A
1NDH	D7HT 14301-RC	D8HZ 14301-R	CB	D9HT 5230-AGB	D9HZ 5230-B
1NDI	D7HT 14301-SC	D8HZ 14301-S			
1NDJ	D7HT 14301-UB	D8HZ 14301-U			
1NDL	D9HT 14301-BTA	D9HZ 14301-BT			
1NDM	D9HT 14301-BUA	D9HZ 14301-BU			


BUY IT NOW!
Click Here To Order


ABBREVIATIONS

A/A	all axles	ea.	each
A/C	air conditioner (ing)	E/H/D	extra heavy duty
accel.	accelerator	emer:	emergency
adj.	adjuster (ing)	em/re	emission reduction
alum.	aluminum	eng.	engine
amp.	ampere	equip.	equipment
approx.	approximate (ly)	ev/em	evaporative emission
AR	as required	exc.	except
assy.	assembly	exh.	exhaust
A/T	automatic transmission	E.G.R.	exhaust gas recirculation
A.T.C.	automatic temperature control		
attach.	attaches (ing) (ed)		
auto.	automatic		
aux.	auxiliary		
		F2	Ford 2 barrel
BBC	bumper to back of cab	F4	Ford 4 barrel
B/W	Borg-Warner	F/4/S	Ford 4 speed transmission
		fill.	fillister
C1	Carter 1 barrel	flex.	flexible
C4	automatic transmission - (XP type)	F.S.O.	foreign special order
C6	automatic transmission - (XPL type)	gal.	gallon
Calif.	California	g/compt.	glove compartment
cap.	capacity	gen.	generator
carb.	carburetor		
Cat.	Caterpillar	G.V.W.	gross vehicle weight
cc	cubic centimeter		
c/cw	counter clockwise	H2	Holley 2 barrel
Chg./L	change level	H4	Holley 4 barrel
C.I.D.	cubic inch displacement	hd.	head
		H/D	heavy duty
cm	centimeter	hel.	helical
C/M	automatic transmission - (MX type)	hex.	hexagon (al)
c/member	cross member		
col.	column	H/O	High Output
compt.	compartment	HP	horse power
conn.	connection or connector	hsg.	housing
cont'd.	continued	htr.	heater
C.P.	candle power	H/V	hydraulic vacuum
C/P/S	center point steering	hyd.	hydraulic
Cum.	Cummins	I/C	Instrument Cluster
cw	clockwise	I.D.	inside diameter
cyl.	cylinder	ident.	identification
		ign.	ignition
D/4/S	Dagenham 4 speed transmission	IMCO	improved combustion emission control system
D.C.	double contact	incl.	includes
D/D	dual displacement	I.S.	Instruction Sheet
D/D	direct drive	K.D.	shipped in disassembled form
D/E	dual exhaust	K.M.P.H.	kilometers per hour
defl.	deflector		
dia.	diameter	L	liter
diff.	differential	lb.	pound
disp.	displacement	l/compt.	luggage compartment
dist.	distributor	L/D	light duty
D/R	dual range transmission	L.H.	left hand
D.S.O.	domestic special order	lic.	license
		L/N	Leece Neville
		L.P.O.	Limited Production Option



BUY IT NOW!

Click Here To Order



ABBREVIATIONS - cont'd.

M	1000 (pounds)	S/E	single exhaust or special economy
max.	maximum	sec.	secondary
M/D	medium duty	Ser.	serial
med.	medium	s/member	side member
mldg.	moulding	spec.	special
mm	millimeter	speedo.	speedometer
m.p.h.	miles per hour	spg.	spring
M/S	manual steering	sq.	square
M/T	manual transmission	sq. hd.	square head
mtd.	mounted	S/R	side rail
mtg.	mounting	std.	standard
mtr.	motor	strg.	steering
Nags. No.	National Automotive Glass Society Number	suppt.	support
No.	number	susp.	suspension
N.P.G.	New Process Gear	S/X/C	super extra cooling
N.P.T.F.	national pipe thread fine	tach.	tachometer
N.R.	not replaced	T/C	turbo charger
N.S.	not serviced	T/E	thermactor emission control system
O.D.	outside diameter	temp.	temperature
O/D	overdrive	t/gate	tailgate
O.E.	original equipment	thd.	thread
O/S	oversize	T/M	transmatic
oz.	ounce	trans.	transmission
P/B	power brake	Trans/ign.	transistorized ignition
pcs.	pieces	Trans/reg.	transistorized regulator
P.F.	premium fuel	T.S.L.	Truck Specification List
P/L	Parts List	T/T	tractor-trailer
pri.	primary	UBS	uniform bearing stress
P/S	power steering	u/joint	universal joint
P.T.O.	power-take-off	univ.	universal
qt.	quart	U/S	undersize
qty.	quantity	vac.	vacuum
rad.	radiator	w/	with
r/b	replaced by	W/4/S	Warner 4 speed transmission
R/D	regular duty	W/B	wheelbase
rd.	round	w/o	without
recirc.	recirculating	W/S	windshield
reinf.	reinforcement	w/strip	weatherstrip
Repl.	replaced	X/C	extra cooling
req'd.	required	2/B	2 barrel
resvr.	reservoir	2/W/D	2 wheel drive
R.F.	regular fuel	3/M/T	3 speed manual transmission
R/G	ring gear	4/B	4 barrel
R.H.	right hand	4/M/T	4 speed manual transmission
R.P.M.	revolutions per minute	4/W/D	4 wheel drive
rr.	rear	4 x 2	2 wheel drive
R/R	Road Ranger	4 x 4	4 wheel drive
r/wheels	rear wheels		
S/C	standard cooling		
S.C.	single contact		
s/compt.	storage compartment		



BUY IT NOW!

Click Here To Order



INCHES and MILLIMETERS CONVERSION CHART

MILLIMETERS TO DECIMAL (inches) EQUIVALENT

MM = DECIMAL (Inches)	MM = DECIMAL (Inches)	MM = DECIMAL (Inches)	MM = DECIMAL (Inches)	MM = DECIMAL (Inches)	MM = DECIMAL (Inches)	MM = DECIMAL (Inches)	MM = DECIMAL (Inches)
1 .039	21 .827	41 1.614	61 2.402	81 3.189	125 4.921		
2 .079	22 .866	42 1.654	62 2.441	82 3.228	150 5.906		
3 .118	23 .906	43 1.693	63 2.480	83 3.268	175 6.890		
4 .157	24 .945	44 1.732	64 2.520	84 3.307			
5 .197	25 .984	45 1.772	65 2.559	85 3.346			
6 .236	26 1.024	46 1.811	66 2.598	86 3.386	200 7.874		
7 .276	27 1.063	47 1.850	67 2.638	87 3.425	225 8.858		
8 .315	28 1.102	48 1.890	68 2.677	88 3.465	250 9.843		
9 .354	29 1.142	49 1.929	69 2.717	89 3.504	275 10.827		
10 .394	30 1.181	50 1.969	70 2.756	90 3.543			
11 .433	31 1.220	51 2.008	71 2.795	91 3.583	300 11.811		
12 .472	32 1.260	52 2.047	72 2.835	92 3.622	325 12.795		
13 .512	33 1.299	53 2.087	73 2.874	93 3.661	350 13.780		
14 .551	34 1.339	54 2.126	74 2.913	94 3.701	375 14.764		
15 .591	35 1.378	55 2.165	75 2.953	95 3.740			
16 .630	36 1.417	56 2.205	76 2.992	96 3.780	400 15.748		
17 .669	37 1.457	57 2.244	77 3.031	97 3.819			
18 .709	38 1.496	58 2.283	78 3.071	98 3.858			
19 .748	39 1.535	59 2.323	79 3.110	99 3.898			
20 .787	40 1.575	60 2.362	80 3.150	100 3.937			

DECIMAL (inches) TO METRIC EQUIVALENT

DECIMAL = MM (Inches) = MM	DECIMAL = MM (Inches) = MM	DECIMAL = MM (Inches) = MM	DECIMAL = MM (Inches) = MM	DECIMAL = MM (Inches) = MM	DECIMAL = MM (Inches) = MM
.001 .025	.120 3.048	.320 8.128	.520 13.208	.720 18.288	.920 23.368
.002 .051	.130 3.302	.330 8.382	.530 13.462	.730 18.542	.930 23.622
.003 .076	.140 3.556	.340 8.636	.540 13.716	.740 18.796	.940 23.876
.004 .102	.150 3.810	.350 8.890	.550 13.970	.750 19.050	.950 24.130
.006 .127	.160 4.064	.360 9.144	.560 14.224	.760 19.304	.960 24.384
.006 .152	.170 4.318	.370 9.398	.570 14.478	.770 19.558	.970 24.638
.007 .178	.180 4.572	.380 9.652	.580 14.732	.780 19.812	.980 24.892
.008 .203	.190 4.826	.390 9.906	.590 14.986	.790 20.066	.990 25.146
.009 .229	.200 5.080	.400 10.160	.600 15.240	.800 20.320	
.010 .254	.210 5.334	.410 10.414	.610 15.494	.810 20.574	1.000 25.400
.020 .508	.220 5.588	.420 10.668	.620 15.748	.820 20.828	2.000 50.800
.030 .762	.230 5.842	.430 10.922	.630 16.002	.830 21.082	3.000 76.200
.040 1.016	.240 6.096	.440 11.176	.640 16.256	.840 21.336	4.000 101.600
.050 1.270	.250 6.350	.450 11.430	.650 16.510	.850 21.590	5.000 127.000
.060 1.524	.260 6.604	.460 11.684	.660 16.764	.860 21.844	10.000 254.000
.070 1.778	.270 6.858	.470 11.938	.670 17.018	.870 22.098	15.000 381.000
.080 2.032	.280 7.112	.480 12.192	.680 17.272	.880 22.352	20.000 508.000
.090 2.286	.290 7.366	.490 12.446	.690 17.526	.890 22.606	25.000 635.000
.100 2.540	.300 7.620	.500 12.700	.700 17.780	.900 22.860	50.000 1270.000
.110 2.794	.310 7.874	.510 12.954	.710 18.034	.910 23.114	100.000 2540.000

INCHES and MILLIMETERS CONVERSION CHART - continued

FRACTIONS (inches) TO DECIMALS (inches) and METRIC EQUIVALENTS

FRACTION (Inches)	=	DECIMAL (Inches)	=	MM	FRACTION (Inches)	=	DECIMAL (Inches)	=	MM
		1/64	.016	.397	5/8		.625		15.875
	1/32		.031	.794		41/64	.641		16.272
		3/64	.047	1.191		21/32	.656		16.669
	1/16		.063	1.588		43/64	.672		17.066
		5/64	.078	1.984		11/16	.687		17.463
		7/64	.109	2.778		45/64	.703		17.859
	3/32		.109	2.778		23/32	.719		18.256
						47/64	.734		18.653
1/8			.125	3.175	3/4		.750		19.050
		9/64	.141	3.572		49/64	.766		19.447
	5/32		.156	3.969		25/32	.781		19.844
		11/64	.172	4.366		51/64	.797		20.241
	3/16		.188	4.763		13/16	.813		20.638
		13/64	.203	5.159		53/64	.828		21.034
		15/64	.219	5.556		27/32	.844		21.431
	7/32		.234	5.953		55/64	.859		21.828
1/4			.250	6.350	7/8		.875		22.225
		17/64	.266	6.747		57/64	.891		22.622
		19/64	.281	7.144		29/32	.906		23.019
	5/16		.297	7.541		59/64	.922		23.416
		21/64	.313	7.938		15/16	.938		23.813
		23/64	.328	8.334		31/32	.953		24.209
	11/32		.344	8.731		63/64	.969		24.606
			.359	9.128			.984		25.003
3/8			.375	9.525	1		1.000		25.400
		25/64	.391	9.922	2		2.000		50.800
		13/32	.406	10.319	3		3.000		76.200
		27/64	.422	10.716	4		4.000		101.600
	7/16		.438	11.113	5		5.000		127.000
		29/64	.453	11.509	10		10.000		254.000
		15/32	.469	11.906	15		15.000		381.000
		31/64	.484	12.303	20		20.000		508.000
1/2			.500	12.700	25		25.000		635.000
		33/64	.516	13.097	50		50.000		1270.000
		17/32	.531	13.494	100		100.000		2540.000
		35/64	.547	13.891					
	9/16		.563	14.288					
		37/64	.578	14.684					
		19/32	.594	15.081					
		39/64	.609	15.478					

100% SATISFACTION GUARANTEED

BUY IT NOW!

Click Here To Order

PayPal American Express Discover MasterCard VISA

1973/79 TRUCK SERIES 600/900

**GENERAL
INFORMATION**

1973/ WARRANTY PLATE - TYPICAL

Installed in the following locations.

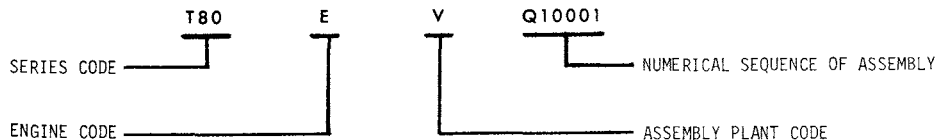
- B600/750 Engine side of fire wall
- C-CT600/900, F-L-LN-LNT-LT-LTS600/900(81). Latch face of left front door
- W-WT900 Left front door (inside)

The Warranty Plate includes.

1. Warranty Number (first line) consisting of Codes which identify Series, Engine, Assembly Plant and Numerical Sequence of Assembly.
2. Miscellaneous Vehicle Data (second line) consisting of Wheelbase and Codes which identify Color of Exterior Paint, Model, Trim Body Type, Auxiliary Transmission, Main Transmission, Rear Axle Ratio and Front Axle Capacity.
3. The third line consists of a Code which identifies the District and the D.S.O. number when applicable.

The codes shown below are listed on pages 39 thru 43.

FIRST LINE (T80EVQ10001) WARRANTY NUMBER



- "T80" --- LT800 Series
- "E" --- 8 cyl. 361-2/B Engine
- "V" --- Assembled at Kentucky Truck Plant during Model Year
- "Q10001" --- First unit built at Kentucky Truck Plant

SEE OPERATORS MANUAL FOR EQUIP. REQ'D FOR MAX. GVW & LOAD CAPACITIES						
T80EVQ10001			WARRANTY VOID IF LOAD CAPACITY EXCEEDED		MADE IN U.S.A.	
↑ WARRANTY NO./ADEQUATE TIRES REQ'D FOR AXLE LOADINGS						
W.B.	COLOR	MODEL	BODY	TRANS.	AXLE	
150	JM	T802	418	2M	GCN	
39000					72	
MAX. G.V.W. LBS.					D.S.O.	

P-10320

BUY IT NOW!

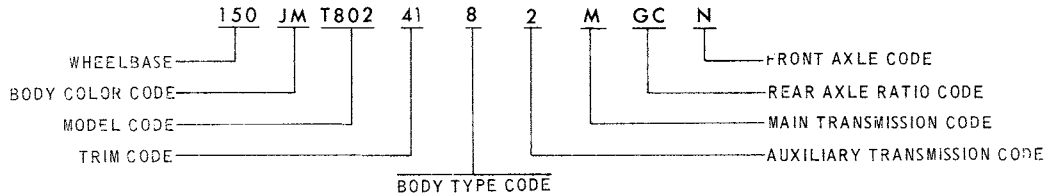
Click Here To Order

**GENERAL
INFORMATION**

**1973/79
TRUCK SERIES 600/900**

1973/ WARRANTY PLATE - TYPICAL cont'd.

SECOND LINE (150 JM T802 41 8 2 M GC N) MISCELLANEOUS VEHICLE DATA



- '150" --- 150" Wheelbase
- 'JM" --- Rangoon Red lower body (J), Wimbledon White upper body (M)
- 'T802" --- LT800 Unit with necessary equipment to rate the given G. V. W.
- '41" --- Gray all vinyl (on Standard Cab)
(Refer to appropriate Soft Trim Section for complete instructions and Trim Code Listing).
- '8" --- Conventional Cab
- '2" --- 3 Speed Dana (Spicer) 5831-D with ratio of 2.0/.85
When applicable the Auxiliary Transmission Code will be shown to the left of the main Transmission Code.
- 'M" --- Clark 5 Speed 285V Direct Drive
- 'GC" --- Rear Axle Ratio of 7.60 and a capacity of 32M (Eaton No. 30DSC)
- 'N" --- 9M Front Axle with power steering

THIRD LINE (39000 72) ADDITIONAL MISCELLANEOUS VEHICLE DATA

- '39000" --- Gross Vehicle Weight of 39,000 lbs.
- '72" --- San Jose District (and D. S. O. number when applicable)
REFER TO PAGE 14 FOR COMPLETE D.S.O. EXPLANATION.

100% SATISFACTION GUARANTEED

BUY IT NOW!

Click Here To Order

PayPal American Express Discover MasterCard VISA

1973/79 TRUCK SERIES 600/900

**GENERAL
INFORMATION**

1973/77 SAFETY STANDARDS CERTIFICATION LABEL - TYPICAL

(USED IN ADDITION TO WARRANTY PLATE)

Installed in the following locations:

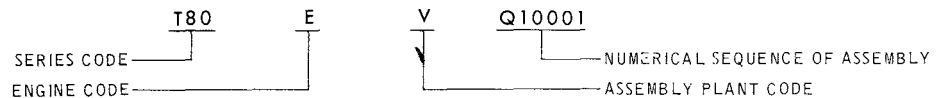
- C-CT600/900, F600/750 Quarter pillar opposite the latch face of the left front door
- L-LN-LNT-LT-LTS600/900
- W-WT900 Outboard side of the instrument cluster

The Certification Label includes:

- 1. Build date (e.g. 9/72) in upper left hand corner which indicates the month and year in which the unit was built.
- 2. Vehicle Identification Number (first line) consisting of Codes which identify Series, Engine, Assembly Plant and Numerical Sequence of Assembly.
- ONLY ON VEHICLES HAVING BACK-OF-CAB EQUIPMENT INSTALLED AT ASSEMBLY PLANT (PICKUP BOXES, TRACTOR-TRAILER PACKAGE, ETC.)

The codes shown below are listed on Pages 39 thru 43.

FIRST LINE (T80EVQ10001) VEHICLE IDENTIFICATION NUMBER



- "T80" --- LT800 Series
- "E" --- 8 cyl. 361-2/B Engine
- "V" --- Assembled at Kentucky Truck Plant
- "Q10001" --- First Unit built at Kentucky Truck Plant during Model Year
- "9/72" --- Built during September, 1972

VEHICLES SOLD IN U.S.

VEHICLES SOLD IN CANADA

MFD. BY FORD MOTOR CO. IN U.S.A.

DATE: 09/72 GVWR 39000
 GAWR: FRONT 9000 REAR 32000
 THIS VEHICLE CONFORMS TO
 ALL APPLICABLE FEDERAL MOTOR
 VEHICLE SAFETY STANDARDS IN
 EFFECT ON THE DATE OF
 MANUFACTURE SHOWN ABOVE

T80EVQ10001 TRUCK

VEH. IDENT. NO.		TYPE			
BODY	COLOR	TRIM	TRANS.	AXLE	DSO

P-10318

WARRANTY PLATE INFORMATION REFER TO WARRANTY PLATE DIAGRAM ON PAGE 35.

**1973/79
TRUCK SERIES 600/900**

1978/ SAFETY STANDARDS CERTIFICATION LABEL - TYPICAL

(USED IN ADDITION TO WARRANTY PLATE)

Installed in the following locations:

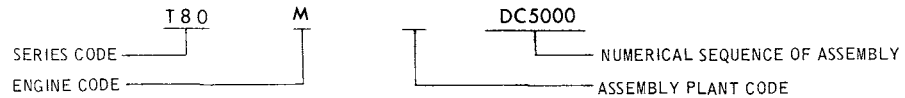
- C-CT600/900, F600/750 Quarter pillar opposite the latch face of the left front door
- L-LN-LNT-LT-LTS600/900
- CL-CLT900 Outboard side of the instrument cluster

The Certification Label includes:

- 1. Build date (e.g. 10/77) in upper left hand corner which indicates the month and year in which the unit was built.
- 2. Vehicle Identification Number (first line) consisting of Codes which identify Series, Engine, Assembly Plant and Numerical Sequence of Assembly.
- ONLY ON VEHICLES HAVING BACK-OF-CAB EQUIPMENT INSTALLED AT ASSEMBLY PLANT (PICKUP BOXES, TRACTOR-TRAILER PACKAGE, ETC.)

The codes shown below are listed on Pages 39 thru 43.

FIRST LINE (T80MV DC5000) VEHICLE IDENTIFICATION NUMBER



- "T80" --- LT800 Series
- "M" --- 8 cyl. 370-4/B Engine
- "V" --- Assembled at Kentucky Truck Plant
- "DC5000" --- First Unit built at Kentucky Truck Plant during Model Year
- "8/78" --- Built during August, 1978

VEHICLES SOLD IN U.S.

VEHICLES SOLD IN CANADA

MFD. BY FORD MOTOR CO. IN U.S.A.

DATE: 08/78 GVWR 39000
 GAWR: FRONT 7000 REAR 32000

THIS VEHICLE CONFORMS TO ALL APPLICABLE FEDERAL MOTOR VEHICLE SAFETY STANDARDS IN EFFECT ON THE DATE OF MANUFACTURE SHOWN ABOVE

T 8 0 M V D C 5 0 0 0 TRUCK

VEH. IDENT. NO.	TYPE
BODY COLOR TRIM	TRANS. AXLE DSO

PLATE INFORMATION REFER TO WARRANTY PLATE DIAGRAM ON PAGE 35.

1973/79 TRUCK SERIES 600/900

**GENERAL
INFORMATION**

WARRANTY PLATE or CERTIFICATION LABEL

SERIES CODES

THE FIRST 3 DIGITS OF THE WARRANTY OR VEHICLE IDENTIFICATION NUMBER INDICATE THE TRUCK SERIES.

THE FOLLOWING CHART LISTS THESE CODES AND THE TRUCK MODEL WHICH THEY REPRESENT.

SEE OPERATORS MANUAL FOR EQUIP.

T80 VQ10001	WAR CAP.
↑	WARRANTY NO./ADEQUATE
○	W.B. COLOR MOD

WARRANTY PLATE SHOWN
CERTIFICATION LABEL TYPICAL

SERIES CODE	YEAR	DESCRIPTION	G.V.W. RATING	◇ CATALOGED AS -	SERIES CODE	YEAR	DESCRIPTION	G.V.W. RATING	◇ CATALOGED AS -
A90	78/		●	D.S.O. Δ	N61	73/		●	LN600--gas
B60	73/		●	B600	N62	75/		●	LN600--gas
B61	73/79		●	B600	N70	73/		●	LN700--gas
B70	73/		●	B700--gas	N71	75/		●	LN700--gas
B71	78/		●	B700--gas	775	73/78		●	LN750--gas
B75	73/77		●	B750	N76	76/78		●	LN750--gas
C60	73/		●	C600--gas	N80	73/		●	LN800--gas
C61	73/		●	C600--gas	N81	75/		●	LN800--gas
C70	73/		●	C700--gas	N90	73/		●	LN900--gas
C75	73/78		●	C750--gas	N91	75/		●	LN900--gas
C76	73		●	C750--gas	P60	73/77	Parcel delivery chassis	●	D.S.O. Δ
C80	73/		●	C800--gas		78/79		●	P600--gas
C90	73/		●	C900--gas	Q80	73/74		●	D.S.O. Δ
C91	75/		●	C900--gas		75/		●	CT800--diesel
D60	73/77		●	C600--diesel	R60	73/77		●	LN600--diesel
D61	75/77		●	C600--diesel	R61	73/77		●	LN600--diesel
D70	73/		●	C700--diesel	R70	73/		●	LN700--diesel
D80	73/		●	C800--diesel	R71	75/		●	LN700--diesel
F60	73/	2 wheel drive	●	F600--2/W/D and gas	880	73/		●	LN800--diesel
F61	73/	2 wheel drive	●	F600--2/W/D and gas	R81	73/		●	LN800--diesel
F65	73/79	4 wheel drive	●	F600--4/W/D and gas	R90	73/		●	LN900--diesel
F66	73/79	4 wheel drive	●	F600--4/W/D and gas	S80	73/		●	LNT800--gas
F70	73/		●	F700--gas	S81	75/		●	LNT800--gas
F75	73/77		●	F750	S88	73/77		●	LNT880--gas
F80	73/		●	L800--gas	S90	73/		●	LNT900--gas
F81	73/		●	L800--gas	S91	75/		●	LNT900--gas
F82	78/		●	F800--gas	T80	73/		●	LT800--gas
F88	74/77		●	F880	T81	75/		●	LT800--gas
F90	73/		●	L900--gas	T88	73/77		●	LT880--gas
F91	75/		●	L900--gas	T90	73/		●	LT900--gas
J70	73/		●	B700--diesel	T91	75/		●	LT900--gas
K60	73/76		●	F600--diesel	U80	73/		●	LT800--diesel
K61	73/76		●	F600--diesel	U81	75/		●	LT800--diesel
K70	73/		●	F700--diesel	U90	73/		●	LT900--diesel
K71	78/		●	F700--diesel	U91	75/		●	LT900--diesel
K80	73/		●	L800--diesel	V80	73/		●	LTS800--gas
K81	73/		●	L800--diesel	V81	75/		●	LTS800--gas
K90	73/		●	L900--diesel	V90	73/		●	LTS900--gas
L80	73/		●	CT800--gas	V91	75/		●	LTS900--gas
L90	73/		●	CT900--gas	V92	75/		●	LTS900--gas
L91	75/		●	CT900--gas	W80	73/		●	LNT800--diesel
N60	73/		●	LN600--gas	W81	75/		●	LNT800--diesel
					W90	73/		●	LNT900--diesel
					W91	75/		●	LNT900--diesel
					X90	73/77		●	WT900--diesel
					X91	75/77		●	WT900--diesel

- For G.V.W. and related information check Model Code (shown on Warranty Plate) against Model Codes beginning on Page 44.
 - ◇ The designation "--gas" or "--diesel" will be shown only when necessary to clarify differences in application on similar items for which unique part numbers are required. Δ Domestic Special Order - refer to page 14 for complete explanation.
- | | | | |
|----------------------------|-------------------|---------------------------|-------|
| For example: unique to gas | -LN900--gas | not available with gas | -W900 |
| | -LN900--diesel | not available with diesel | -B750 |
| | and diesel -LN900 | | |

COPYRIGHT © 1980-- FORD MOTOR COMPANY --DEARBORN, MICHIGAN

CHANGE 1



BUY IT NOW!

Click Here To Order



WARRANTY PLATE or CERTIFICATION LABEL cont'd. SERIES CODES - cont'd.

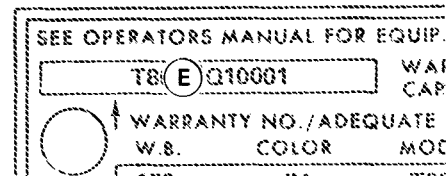
SERIES CODE	YEAR	DESCRIPTION	G.V.W. RATING	◇ CATALOGED AS -	SERIES CODE	YEAR	DESCRIPTION	G.V.W. RATING	◇ CATALOGED AS
X91	78/	Sleeper	●	CLT900--diesel	Y91	75/		●	LTS900--diesel
X95	79	Non sleeper	●	D.S.O. Δ CLT900--diesel	Y92	78/		●	LTS900--diesel
X96	78/	Non sleeper	●	CLT900--diesel	Z90	73/77		●	W900--diesel
X97	78/	Sleeper	●	CLT900--diesel	Z91	79	Sleeper	●	D.S.O. Δ CL900--diesel
X98	78/	Sleeper	●	CLT900--diesel	Z95	78/	Non sleeper	●	CL900--diesel
Y80	73/		●	LTS800--diesel	Z96	78/	Non sleeper	●	CL900--diesel
Y81	75/		●	LTS800--diesel	Z97	78/	Sleeper	●	CL900--diesel
Y90	73/		●	LTS900--diesel	Z98	78/	Sleeper	●	CL900--diesel

ENGINE CODES

THE FOURTH DIGIT OF THE WARRANTY OR VEHICLE IDENTIFICATION NUMBER INDICATES BASIC ENGINE IDENTIFICATION.

THE FOLLOWING CHART LISTS THESE CODES AS WELL AS GAS OR DIESEL, NUMBER OF CYLINDERS, CUBIC INCH DISPLACEMENT, TYPE OF CARBURETOR AND WHERE APPLICABLE THE MANUFACTURERS NAME AND MODEL NUMBER.

FOR FURTHER ENGINE IDENTIFICATION REFER TO SECTION 60 IN THIS CATALOG.



WARRANTY PLATE SHOWN CERTIFICATION LABEL TYPICAL

CODE	YEAR	G or D	CYL.	C.I.D.	CARB.	TYPE	CODE	YEAR	G or D	CYL.	C.I.D.	CARB.	TYPE
A	73/76	D	6	426		Detroit 6-71N	D	73/75	D	6	855		Cummins NTC270CT - D.S.O. Δ
	73/76	D	8	555		Cummins		75/79	D	8	636		Caterpillar V225 - 3208
	77/79	D				Detroit D.S.O. Δ		76	D	6	855		Cummins NTC350
	79	G	8	370	2/B	6.1 litre		73/74	G	8	330	2/B	Heavy duty (HD)
B	73/75	D	8	903		Cummins V903	75/78	G	8	330	2/B	Heavy duty (XD)	
	76/77	D	8	568		Detroit 8V-71T	78/79	D	6	1150		Cummins KT450	
	75/79	D	8	636		Caterpillar V190-3208	E	73/74	D	8	903		Cummins V903
	73/79	G	6	300	1/B	Heavy duty		76/78	D	8	568		Detroit 8V-71T
	78	D	6	1150		Cummins KT450		73/74	G	8	361	2/B	
	79	G	8	370	4/B	6.1 litre		75/76	G	8	361	2/B	XD
79	D	6	1150		Cummins KTA 600	76/78		G	8	361	4/V	XD	
						78/79		D	6	893		Caterpillar 3406 (Econ)	
C	73/75	D	8	636		Caterpillar V-225	F	73/75	D	6	855		Cummins NTC270CT - D.S.O. Δ
	73/77	G	8	330	2/B	Medium duty		76/79	D	6	855		Cummins NTC250
	75/76, 79	D	6	893		Caterpillar - 3406		73/74	G	8	391	4/B	
	77/79	D				Caterpillar D.S.O. Δ		75/78	G	8	391	4/B	XD
	79	G	8	370	2/B	6.1 litre F600 (only)		78/79	D	6	1150		Cummins KTA525
							G	73/78	D	8	903		Cummins V903
						77		D	6	855		Cummins NTC 350	
						77/79		G	6	300	1/E	HD - 4.9 litre	
						78/79		D	6	552		Detroit 6V-92TT	

(continued on next page)

- For G.V.W. and related information check Model Code (shown on Warranty Plate) against Model Codes beginning on Page 44.
 - ◇ The designation "--gas" or "--diesel" will be shown only when necessary to clarify differences in application on similar items for which unique part numbers are required. Δ Domestic Special Order - refer to page 14 for complete explanation.
- For example: unique to gas -LN900--gas not available with gas -W900
 unique to diesel -LN900--diesel not available with diesel -B750
 Diesel -LN900



BUY IT NOW!

Click Here To Order

to the Truck Specification List (T.S.L.)



**1973/79
TRUCK SERIES 600/900**

**GENERAL
INFORMATION**

WARRANTY PLATE or CERTIFICATION LABEL - cont'd.

ENGINE CODES - cont'd.

CODE	YEAR	G or D	CYL	C.I.D.	CARB.	T Y P E	CODE	YEAR	G or D	CYL	C.I.D.	CARB.	T Y P E	
H	73/77	D	8	555		Cummins	P	73/75	D	6	855		Cummins NTC335	
	73	G	8	390	2/B	D.S.O. Δ		76/77	G	8	361	2/V	H.D.	
	73/76	G	8	401	4/B			77	G	8	361	2/B	XD	
	75/79	D	6	893		Caterpillar - 3406		77/79	D	6	855		Cummins NTC 350	
I	77	D	6	855		Cummins NTC 350	Q	73/75	D	6	855		Cummins NTC335	
	78	D	6	318		Detroit 6V-53TT		77/79	D	8	636		Caterpillar - 3208	
	79	D	6	318		Detroit 6V-53T		78	D	6	893		Caterpillar 3406	
	78/79	D	6	552		Detroit 6V-92T	R	73/75	D	6	855		Cummins NTC335	
	79	D	6	855		Cummins NTC 290		77	D	6	855		Cummins NTC 230	
J	73/74	D	6	855		Cummins NHC250	S	73/76	D	8	568		Detroit 8V-71N - D.S.O. Δ	
	76	D	8	903		Cummins VT903		77/79	D				Cummins D.S.O. Δ	
	73/77	G	6	300	1/B	Low propane gas - D.S.O. Δ		79	G	8	370	4/B	Low propane gas-D.S.O. Δ	
	73/79	G	8	475	4/B	7.8 litre	T	73/79	D	8	568		Detroit 8V-71N	
	76/79	G	6	300	2/V	Low propane gas - D.S.O. Δ		78	D	8	736		Detroit 8V-92T	
	77/79	D	6	893		Caterpillar - 3406		79	D	8	736		Detroit 8V-92TT	
	79	D	6	568		Detroit 8V-71TTA		79	G	8	429	4/B	Low propane gas-D.S.O. Δ	
K	73/78	D	6	855		Cummins NTC270 PT	U	73/75	D	8	522		Caterpillar V-150	
	76	D	3	159		Detroit 3V-53N		73/75	D	8	568		Detroit 8V-71N	
	73/79	G	8	477	4/B	SD - 7.8 litre		76/79	D	6	855		Cummins NTC290	
	78/79	D	6	552		Detroit 6V-92T		73/78	G	8	330	2/B	Low propane gas - D.S.O. Δ	
L	73/74	D	6	855		Cummins NTC335 - D.S.O. Δ	V	78	D	8	736		Detroit 8V-92T	
	76	D	4	212		Detroit 4V-53 - D.S.O. Δ		79	D	8	736		Detroit 8V-92TA	
	73/79	G	8	534	4/B	SD - 8.8 litre		W	73	D	6	380		Dorset - D.S.O. Δ
	74/79	D	6	855		Cummins NTC350			73/76	D	6	855		Cummins NTC290
73	D	6	855		Cummins NTC260	77	D		6	855		Cummins NTC 350		
M	75/79	D	6	893		Caterpillar 3406	73/77	G	8	361	2/B	Low propane gas - D.S.O. Δ		
	76/78	G	8	361	2/V	Low propane gas - D.S.O. Δ	76/78	G	8	361	4/V	Low propane gas - D.S.O. Δ		
	79	G	8	370	4/B		78	D	8	736		Detroit 8V-92T		
	79	G	8	370	4/B		79	D	8	736		Detroit 8V-91TTA		
N	73/75	D	6	855		Cummins NTC335	O	73	D	6	855		Cummins NTC350 - D.S.O. Δ	
	77/78	D	8	568		Detroit 8V-71T		74/77	D	6	855		Cummins NTC350	
	79	D	6	568		Detroit 8V-71TA		78	D	6	552		Detroit 6V-92T	
O	78	D	6	318		Detroit 6V-53TT	P	78	D	6	318		Detroit 6V-53TT	
	79	D	6	552		Detroit 6V-92TTA		79	D	6	552		Detroit 6V-92TTA	
	73	D	6	855		Cummins NTC350 - D.S.O. Δ		73	D	6	855		Cummins NTC350	
	74/77	D	6	855		Cummins NTC350		76/77	G	8	361	2/V	H.D.	
	78	D	6	552		Detroit 6V-92T		77	G	8	361	2/B	XD	

Δ Domestic Special Order - refer to page 14 for complete explanation.

COPYRIGHT © 1980 — FORD MOTOR COMPANY — DEARBORN, MICHIGAN

NEW ISSUE



BUY IT NOW!

Click Here To Order



WARRANTY PLATE or CERTIFICATION LABEL - cont'd.

ENGINE CODES - cont'd.

CODE	YEAR	$\frac{G}{D}$ or	CYL.	C.I.D.	CARB.	TYPE	CODE	YEAR	$\frac{G}{D}$ or	CYL.	C.I.D.	CARB.	TYPE
X	73/75	D	6	927		Cummins Super 250	4	73/76	D	6	426		Detroit 6-71NE - D.S.O. Δ
	73/78	G	8	391	4/B	Low propane gas - D.S.O. Δ		73/75	D	8	573		Caterpillar V-200
	77	D	6	855		Cummins NTC 350		73/75	G	8	330	2/B	Low compression - D.S.O. Δ
	78/79	D	6	855		Cummins NTC 230		76/79	G	8	330	2/V	X.D. - low compression-Export
	78/79	D	8	736		Detroit 8V-92T		77/79	D	8	568		Detroit 8V-71TT
	73/76	G	8	534	4/B	Low propane gas - D.S.O. Δ		77	D	8	568		Detroit 8V-71TT INE
							79	G	8	370	4/B	Low compression - Export	
Y	73/75	D	6	927		Cummins Super 250 - D.S.O.Δ	5	73/75	D	6	855		Cummins NTC290 - D.S.O. Δ
	73	G	8	360	2/B	D.S.O. Δ		73/75	G	8	361	2/B	Low compression - D.S.O. Δ
	76/79	D	8	568		Detroit 8V-71T		76	G	8	361	4/V	H.D.
Z	73/	GorD	6or8	All		All special engines - D.S.O. Δ	6	77/79	G	8	361	2/B	XD-low compression - Export
	78	D	6	1150		Cummins KT450		78/79	D	6	855		Cummins NTC 250
	79	D	6	893		Caterpillar 3406		78/79	D	6	855		Cummins NTC290
1	73/76	D	6	855		Cummins NH230	7	73/78	D	8	568		Detroit 8V-71N
	78	D	6	855		Cummins NH230		78	D	6	855		Cummins NTC400
	77	D	6	855		Cummins NTC 230		79	D	6	893		Caterpillar 3406
	78/79	D	6	893		Caterpillar 3406 (Econ)							
2	73/79	D	6	426		Detroit 6-71N	8	73/74	D	6	318		Detroit 6V-53N
	73	G	6	300	1/B	Low compression - D.S.O. Δ		73	G	8	360	2/B	Low compression - D.S.O. Δ
	77/79	G	6	300	1/B	Low compression - Export		74/78	D	6	855		Cummins NTC350
	77	D	6	855		Cummins NTC 250		76	G	8	360	2/V	
	78/79	D	6	855		Cummins NTC290		77/79	G	8	351	2/B	Low compression - Export
	79	G	8	370	2/B	Low compression - Export		78	D	6	855		Cummins NTC350
3	73/75	D	8	638		Caterpillar 1674 - D.S.O. Δ	9	73/77	D	6	855		Cummins NTC290R - D.S.O.Δ
	76/79	D	6	855		Cummins NTC290		78/79	D	6	855		Cummins NTC 230
	73	G	8	330	2/B	Low compression - D.S.O. Δ		78	D	6	1150		Cummins KT450
	78	D	6	855		Cummins NTC350		79	D	6	893		Caterpillar 3406
	79	G	8	370	2/B	Low compression - Export							
	79	G	8	370	4/B	Low compression - Export							

Δ Domestic Special Order - refer to page 14 for complete explanation.

100% SATISFACTION GUARANTEED

BUY IT NOW!

Click Here To Order

PayPal | Discover | MasterCard | VISA

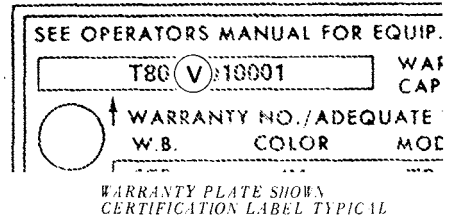
WARRANTY PLATE or CERTIFICATION LABEL cont'd.

ASSEMBLY PLANT CODES

THE FIFTH DIGIT OF THE WARRANTY OR VEHICLE IDENTIFICATION NUMBER INDICATES THE PLANT AT WHICH THE VEHICLE WAS ASSEMBLED.

THE FOLLOWING CHART LISTS THESE CODES AND THE CORRESPONDING ASSEMBLY PLANT.

CODE-V KENTUCKY TRUCK PLANT (FROM SEPT. 1969)



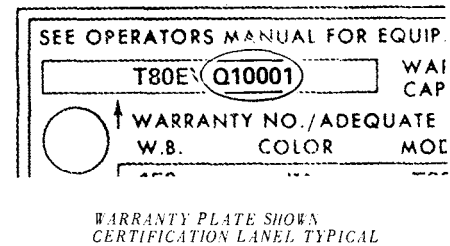
NUMERICAL SEQUENCE OF ASSEMBLY

A PRODUCTION SERIAL NUMBER SYSTEM IS USED TO IDENTIFY MODEL YEARS.

THE FOLLOWING CHART LISTS THE SERIAL NUMBER RANGES AND THE MODEL YEAR REPRESENTED DEPENDENT ON THE MODELS LISTED.

FROM SERIAL	TO SERIAL		CATALOGED AS
* Q00,001	S60,000	B-F600/750	1973
* Q10,001	R90,000	W-WT900	1973
* Q10,001	S60,000	C-CT-L-LN-LNT-LT-LTS600/900	1973
* R90,000	U80,000	W-WT900	1974
* S60,001	U80,000	B-F-C-CT-L-LN-LNT-LT-LTS600/900	1974
* U80,001	X60,000	ALL	1975
* A10,001	D25,000	ALL	1976
* 005,001	099,999	ALL	1977
* X80,001	Z25,000	ALL	1977
* AA5,001	CJ5,000	ALL	1978
* DC0,001	FK9,999	ALL	1979

* ALSO REFER TO ASSY. PLANT CODE ABOVE

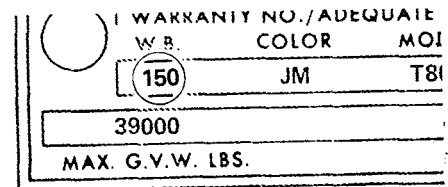


IMPORTANT

Due to varying production volumes, the exact serial number with which a change becomes effective cannot be determined. When selecting part numbers referenced to serial numbers, the catalog specifications should be used as an aid in selecting the proper part number.

WHEELBASE

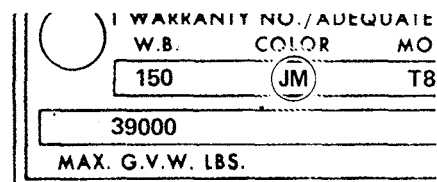
THE ACTUAL WHEELBASE IN INCHES IS SHOWN ON THE WARRANTY PLATE.



COLOR CODES - EXTERIOR PAINT

THE CODE UNDER "COLOR" INDICATES THE EXTERIOR PAINT COLOR OF THE VEHICLE.

REFER TO THE PAINT SECTION FOR A LISTING OF THESE CODES AND THE PART NUMBER OF THE REQUIRED PAINT.



BUY IT NOW!

Click Here To Order



WARRANTY PLATE or CERTIFICATION LABEL cont'd.

MODEL CODES

THE MODEL CODE INDICATES THE TRUCK SERIES AND THE CORRESPONDING G.V.W. RATING.

THE FOLLOWING CHART LISTS THESE CODES AND THE TRUCK MODEL AND G.V.W. RATING WHICH THEY REPRESENT.

WARRANTY NO./ADEQUATE TIRES REQ'D	W.B.	COLOR	MODEL	BOD
	150	JM	T802	418

1000

G.V.W. LBS.

CODE	YEAR	DESCRIPTION	G.V.W. RATING	CATALOGED AS	CODE	YEAR	DESCRIPTION	G.V.W. RATING	CATALOGED AS
A900	78/		44800	LT900--D.S.O.	B708	73/77		22000	B700--gas
A901	78/		46000	LT900--D.S.O.		78/		27080	B700--gas
A902	78/		48000	LT900--D.S.O.	B709	78/		26500	B700--gas
A903	78/		50000	LT900--D.S.O.	B710	78/		27250	B700--gas
A904	78/		50000	LT900--D.S.O.	B750	73/77		21500	B750
A905	78/		52000	LT900--D.S.O.	B751	73/77		22000	B750
A906	78/		54000	LT900--D.S.O.	B752	73/77		23000	B750
A907	78/		58000	LT900--D.S.O.	B753	73/77		24000	B750
A908	78/		60000	LT900--D.S.O.	B754	73/77		24000	B750
					B755	73/77		25500	B750
B600	73/76		16000	B600		78		25250	B700--gas
	78/79		17400	B600	B756	73		22200	B750
B601	73/76		17000	B600		74/77		22000	B750
	78/79		19200	B600					
B602	73/79		19200	B600	C602	73/		17000	C600--gas
B610	73/79		19700	B600	C611	73/77		22000	C600--gas
B611	73/79		20200	B600	C612	73/		23000	C600--gas
B612	73/76		21000	B600	C613	78/		24000	C600--gas
B613	73/79		21000	B600	C616	73		20000	C600--gas
						74/77		20200	C600--gas
B614	73/77		22000	B600	C617	73/		21200	C600--gas
B615	73/79		22000	B600	C700	78/		24000	C700--gas
B616	73/77		23000	B600	C701	78/		25000	C700--gas
B617	73/76		24000	B600	C702	73/		25500	C700--gas
	77/79		24500	B600	C703	78/		27000	C700--gas
B618	73/76		22000	B600	C704	78/		27500	C700--gas
	78/79		22160	B600	C705	78/		21000	C700--gas
B619	78/79		23160	B600	C706	73/77		21200	C700--gas
					C707	73/77		23000	C700--gas
B700	73/77		19700	B700--gas		79		23000	C700--gas
B701	73/77		21000	B700--gas	C752	73/77		25500	C750--gas
B702	74/77		21000	B700--gas	C755	73/77		27500	C750--gas
	78/		23160	B700--gas	C756	73/77		23000	C750--gas
					C802	73/		27500	C800--gas
B703	73/77		22000	B700--gas	C803	78/		31000	C800--gas
B704	73/77		23000	B700--gas	C804	78/		34000	C800--gas
B705	73/77		24000	B700--gas	C807	73/		25100	C800--gas
	78/		25080	B700--gas	C904	73/77		27500	C900
						78		25100	C900--gas
B706	73/77		24000	B700--gas		79		27500	C900--gas
	78/		24500	B700--gas	C906	73/		31000	C900
B707	73/77		25500	B700--gas	C907	73/		32000	C900
	78/		25250	B700--gas	C910	73/		34000	C900
					C912	73/77		36000	C900
						78/		37000	C900--gas
					C913	73/77		31000	C900
					C914	73/		25100	C900

The designation "--gas" or "--diesel" will be shown only when necessary to clarify differences in application on similar items for which unique part numbers are required.

- LN900--gas not available with gas -W900
- LN900--diesel not available with diesel -B750
- and diesel -LN900



BUY IT NOW!

Click Here To Order



WARRANTY PLATE or CERTIFICATION LABEL - cont'd.

MODEL CODES

CODE	YEAR	DESCRIPTION	G.V.W. RATING	◇ CATALOGED AS -	CODE	YEAR	DESCRIPTION	G.V.W. RATING	◇ CATALOGED AS -
F806	73/		31000	L800--gas	K616	73/75		24000	F600--diesel
F807	78/		32000	L800--gas	K617	73/75		22000	F600--diesel
F808	73/		34000	L800--gas	K700	73/77		19200	F700--diesel
F809	73/77		31000	L800--gas	K701	73/77		21000	F700--diesel
	78/		35000	L800--gas	K702	73/77		22000	F700--diesel
F810	73/74		22000	L800--gas	K703	73/		23000	F700--diesel
	75/77		22100	L800--gas	K704	73/77		24000	F700--diesel
F811	73/		31800	L800--gas	K705	73/		24000	F700--diesel
F812	73/77		22100	L800--gas	K706	73/		25500	F700--diesel
	78/		27000	L800--gas	K707	73/		27500	F700--diesel
F813	73/77		31800	L800--gas	K708	73/77		22000	F700--diesel
F814	73/77		34000	L800--gas		78/		25000	F700--diesel
F820	78/		23000	F800--gas	K709	78/		27000	F700--diesel
F821	78/		25000	F800--gas	K710	78/		21000	F700--diesel
F822	78/		25500	F800--gas	K802	73/		25500	L800--diesel
F823	78/		27000	F800--gas	K803	73/77		27500	L800--diesel
F824	78/		27500	F800--gas		78		27000	L900--diesel
F825	78/		29000	F800--gas		79		27500	L800--diesel
F826	78/		31000	F800--gas	K805	73/		31000	L800--diesel
F827	78/		32000	F800--gas	K806	73/		32000	L800--diesel
F880	77		25500	F880--4/W/D and gas	K807	73/		34000	L800--diesel
					K808	73/		35000	L800--diesel
F881	77		27500	F880--4/W/D and gas	K812	73/		23100	L800--diesel
					K813	73/		31800	L800--diesel
F900	73/		25500	L900--gas	K902	73/		32000	L900--diesel
F902	73/		27500	L900--gas	K904	73/		35000	L900--diesel
F905	73/		31000	L900--gas	K907	73/		28000	L900--diesel
F906	73/		32000	L900--gas	K908	73/77		31800	L900--diesel
F908	73/		34000	L900--gas		78		31000	L900--diesel
F909	73/		35000	L900--gas		79		31800	L900--diesel
F912	73/77		23100	L900--gas	L800	73/77		43000	CT800--gas
	78		23000	L900--gas	L801	78/		42860	CT800--gas
	79		23100	L900--gas	L802	73/77		39000	CT800--gas
F913	73/		31800	L900--gas		79		51000	CT800--gas
F914	73/77		31000	L900--gas	L803	78/		44000	CT800--gas
J700	73/77		20200	B700--diesel	L804	79		52000	CT800--gas
J701	73/77		22000	B700--diesel	L805	78/		45000	CT800--gas
J702	73/77		23000	B700--diesel	L806	73/77		42000	CT800--gas
J703	73/77		24000	B700--diesel	L807	73/		46000	CT800--gas
J704	73/77		24000	B700--diesel	L808	73/77		47100	CT800--gas
J705	73/77		25500	B700--diesel		78/		48000	CT800--gas
J706	73/77		22000	B700--diesel	L809	74/77		48000	CT800--gas
J707	78/		26500	B700--diesel		78/		50000	CT800--gas
J708	78/		27250	B700--diesel	L900	73/77		39000	CT900--gas
J709	78/		27080	B700--diesel	L901	78/		42860	CT900--gas
K600	73/75		16000	F600--diesel	L902	78/		44000	CT900--gas
K601	73/75		17000	F600--diesel	L903	78/		45000	CT900--gas
K602	73/75		19200	F600--diesel	L904	79		51000	CT900--gas
K610	73/75		19700	F600--diesel	L905	79		52000	CT900--gas
K611	73/75		20200	F600--diesel	L906	79		55000	CT900--gas
K612	73/75		21000	F600--diesel	L907	79		56000	CT900--gas
K613	73/75		22000	F600--diesel	L913	73/77		42000	CT900--gas
K614	73/75		22000	F600--diesel	L914	73/		46000	CT900--gas
K615	73/75		23000	F600--diesel					

◇ The designation "--gas" or "--diesel" will be shown only when necessary to clarify differences in application on similar items for which unique part numbers are required.

For Example: unique to gas

-LN900--gas

not available with gas

-W900

-LN900--diesel

not available with diesel

-B750

and diesel -LN900



BUY IT NOW!

Click Here To Order



MODEL CODES

CODE	YEAR	DESCRIPTION	G.V.W. RATING	◇ CATALOGED AS -	CODE	YEAR	DESCRIPTION	G.V.W. RATING	◇ CATALOGED AS -
R710	73/		21000	LN700--diesel	T900	73/		39000	LT900--gas
R711	73/77		22000	LN700--diesel	T902	73/		41000	LT900--gas
R712	73/		24000	LN700--diesel	T904	73/		43000	LT900--gas
R802	73/		25500	LN800--diesel	T906	73/		46000	LT900--gas
R803	73/		27500	LN800--diesel	T907	73/		50000	LT900--gas
R805	73/		31000	LN800--diesel	T908	73/		50000	LT900--gas
R806	73/		32000	LN800--diesel	T909	73/78		54000	LT900--gas
R807	73/		34000	LN800--diesel	T911	73/		60000	LT900--gas
R808	73/		35000	LN800--diesel	T914	73/		44800	LT900--gas
R810	73/		23100	LN800--diesel	T915	73/		48000	LT900--gas
R811	73/		31800	LN800--diesel	T916	73/		52000	LT900--gas
R902	73/		32000	LN900--diesel	T917	73/		58000	LT900--gas
R904	73/		35000	LN900--diesel					
R906	73/		28000	LN900--diesel	U800	73/		39000	LT800--diesel
R907	73/		31800	LN900--diesel	U805	73/		46000	LT800--diesel
					U806	73/		50000	LT800--diesel
S800	73/77		37000	LNT800--gas	U807	73/		50000	LT800--diesel
S802	73/77		39000	LNT800--gas	U808	73/		54000	LT800--diesel
S804	73/		43000	LNT800--gas	U809	73/		60000	LT800--diesel
S806	73/		46000	LNT800--gas	U810	75/		55000	LT800--diesel
S807	73/77		50000	LNT800--gas	U811	78/		56000	LT800--diesel
S811	73/		41000	LNT800--gas	U812	78/		62000	LT800--diesel
S812	73/		44800	LNT800--gas	U815	73/		41000	LT800--diesel
S880	73/77		39000	LNT880--gas	U816	73/		44800	LT800--diesel
S881	73/77		41000	LNT880--gas	U817	73/		61000	LT800--diesel
S882	73/77		43000	LNT880--gas					
S883	73/77		44800	LNT880--gas	U900	73/		43000	LT900--diesel
S884	73/77		46000	LNT880--gas	U903	73/		46000	LT900--diesel
S885	73/77		41000	LNT880--gas	U904	73/		50000	LT900--diesel
					U905	73/		50000	LT900--diesel
S900	73/		39000	LNT900--gas	U906	73/		54000	LT900--diesel
S902	73/		41000	LNT900--gas	U907	78		58000	LT900--diesel
S904	73/		43000	LNT900--gas	U908	73/		60000	LT900--diesel
S906	73/		46000	LNT900--gas	U909	78		60000	LT900--diesel
S907	73/78		50000	LNT900--gas	U910	78		62000	LT900--diesel
S909	73/		54000	LNT900--gas	U911	73/		52000	LT900--diesel
S914	73/		44800	LNT900--gas	U912	78/		62000	LT900--diesel
S915	73/		48000	LNT900--gas	U913	78/		72000	LT900--diesel
S916	73/		52000	LNT900--gas	U914	73/		44800	LT900--diesel
					U915	73/		61000	LT900--diesel
T800	73/77		37000	LT800--gas	U916	73/		48000	LT900--diesel
T802	73/77		39000	LT800--gas	U917	73/		58000	LT900--diesel
T804	73/		43000	LT800--gas	U918	78/		74000	LT900--diesel
T806	73/		46000	LT800--gas	U919	78/		76000	LT900--diesel
T807	73/77		50000	LT800--gas	V800	73/77		39000	LTS800--gas
T811	73/		41000	LT800--gas	V804	73/		46000	LTS800--gas
T812	73/		44800	LT800--gas	V805	73/77		50000	LTS800--gas
T880	73/77		39000	LT880	V809	73/		41000	LTS800--gas
T881	73/77		41000	LT880	V810	73/		44000	LTS800--gas
T882	73/77		43000	LT880	V900	73/		39000	LTS900--gas
T883	73/77		44800	LT880	V904	73/		46000	LTS900--gas
T884	73/77		46000	LT880	V905	73/		50000	LTS900--gas
T885	73/77		41000	LT880	V906	73/		50000	LTS900--gas

◇ The designation "--gas" or "--diesel" will be shown only when necessary to clarify differences in application on similar items for which unique part numbers are required.

For example: unique to gas -LN900--gas not available with gas -W900
 unique to diesel -LN900--diesel not available with diesel -B750
 unique to gas and diesel -LN900



BUY IT NOW!

Click Here To Order



**1973/79
TRUCK SERIES 600/900**

**GENERAL
INFORMATION**

WARRANTY PLATE or CERTIFICATION LABEL cont'd.

MODEL CODES

CODE	YEAR	DESCRIPTION	G.V.W. RATING	◇ CATALOGED AS -	CODE	YEAR	DESCRIPTION	G.V.W. RATING	◇ CATALOGED AS -
V907	73/		52000	LTS900--gas	W914	78/		60000	LNT900--diesel
V908	73/		54000	LTS900--gas	W915	78/		62000	LNT900--diesel
V909	73/		56000	LTS900--gas	W916	78/		72000	LNT900--diesel
V911	73/		58000	LTS900--gas	W917	78/		74000	LNT900--diesel
V912	73/		60000	LTS900--gas	W918	78/		76000	LNT900--diesel
V913	73/		62000	LTS900--gas	X905	73/77		44800	WT900
V914	73/		64000	LTS900--gas	X906	73/77		46000	WT900
V915	78/		61000	LTS900--gas	X907	73/77		46000	WT900
V918	73/		41000	LTS900--gas	X908	73/77		47100	WT900
V919	73/77		54000	LTS900--gas	X909	73/77		44600	WT900
V920	73/		48000	LTS900--gas	X912	78/		44860	CLT900--diesel
W800	73/		39000	LNT800--diesel	X913	78/		46000	CLT900--diesel
W803	78/		56000	LNT800--diesel	X914	78/		50000	CLT900--diesel
W804	78/		62000	LNT800--diesel	X915	73/77		44800	WT900 D.S.O.
W805	73/		46000	LNT800--diesel	X916	78/		50000	CLT900--diesel
W806	73/		50000	LNT800--diesel	X917	73/77		46000	WT900 D.S.O.
W807	73/		50000	LNT800--diesel	X918	73/77		47100	WT900 D.S.O.
W808	73/		54000	LNT800--diesel	X919	73/77		44600	WT900 D.S.O.
W812	73/		41000	LNT800--diesel	X952	79		44860	CLT900--diesel
W814	73/		44800	LNT800--diesel	X953	79		46000	CLT900--diesel
W815	75/		55000	LNT800--diesel	X954	79		50000	CLT900--diesel
W816	75/		60000	LNT800--diesel	X955	79		50000	CLT900--diesel
W817	75/		61000	LNT800--diesel	X956	79		51100	CLT900--diesel
W903	73/		46000	LNT900--diesel	X957	79		51100	CLT900--diesel
W904	73/		50000	LNT900--diesel	X962	78/		44860	CLT900--diesel
W906	73/		54000	LNT900--diesel	X963	78/		46000	CLT900--diesel
W907	73/		43000	LNT900--diesel	X964	78/		50000	CLT900--diesel
W910	78/		58000	LNT900--diesel	X965	78/		50000	CLT900--diesel
W911	73/		44800	LNT900--diesel	X966	78/		51100	CLT900--diesel
W912	73/		48000	LNT900--diesel	X967	78/		51100	CLT900--diesel
W913	73/		52000	LNT900--diesel	X972	78/		44860	CLT900--diesel
					X973	78/		46000	CLT900--diesel
					X974	78/		50000	CLT900--diesel
					X975	78/		50000	CLT900--diesel
					X976	78/		51100	CLT900--diesel
					X977	78/		51100	CLT900--diesel
					X982	78/		44860	CLT900--diesel
					X983	78/		46000	CLT900--diesel
					X984	78/		50000	CLT900--diesel
					X985	78/		50000	CLT900--diesel
					X986	78/		51100	CLT900--diesel
					X987	78/		51100	CLT900--diesel

◇ The designation "--gas" or "--diesel" will be shown only when necessary to clarify differences in application on similar items for which unique part numbers are required.

For example: unique to gas -LN900--gas not available with gas -W900
 unique to diesel -LN900--diesel not available with diesel -B750

and diesel -LN900

COPYRIGHT © 1980

FORD MOTOR
COMPANY

— DEARBORN, MICHIGAN

NEW ISSUE



BUY IT NOW!

Click Here To Order



WARRANTY PLATE or CERTIFICATION LABEL - cont'd.

MODEL CODES

CODE	YEAR	DESCRIPTION	G.V.W. RATING	◇ CATALOGED AS	CODE	YEAR	DESCRIPTION	G.V.W. RATING	◇ CATALOGED AS
Y800	73/		39000	LTS800--diesel	Y911	73/		62000	LTS900--diesel
Y804	73/		46000	LTS800--diesel	Y912	78		62000	LTS900--diesel
Y805	73/		50000	LTS800--diesel	Y913	78/		72000	LTS900--diesel
Y806	73/		50000	LTS800--diesel	Y914	78/		74000	LTS900--diesel
Y807	73/		52000	LTS800--diesel	Y915	78/		76000	LTS900--diesel
Y808	73/		54000	LTS800--diesel					
					Y916	78/		78000	LTS900--diesel
Y812	73/		60000	LTS800--diesel	Y917	78/		77100	LTS900--diesel
Y814	73/		64000	LTS800--diesel	Y918	73/79		70000	LTS900--diesel
Y815	78/		55000	LTS800--diesel	Y919	73/		48000	LTS900--diesel
Y816	78/		56000	LTS800--diesel	Y920	78/		79100	LTS900--diesel
Y817	78/		61000	LTS800--diesel	Y921	78/		81100	LTS900--diesel
Y818	73/		41000	LTS800--diesel					
Y819	78/		62000	LTS800--diesel	Z903	73/77		36000	W900
					Z904	73/77		29900	W900
Y900	73/77		43000	LTS900--diesel	Z905	73/77		35000	W900
	78/		44800	LTS900--diesel	Z906	73/77		36000	W900
Y901	78		58000	LTS900--diesel	Z907	73/77		29640	W900
Y902	78		60000	LTS900--diesel					
Y903	73/		50000	LTS900--diesel	Z910	79		29900	CL900--diesel
Y904	73/		50000	LTS900--diesel	Z911	79		35000	CL900--diesel
Y905	73/		52000	LTS900--diesel	Z950	78/		29900	CL900--diesel
					Z951	78/		35000	CL900--diesel
Y906	73/		54000	LTS900--diesel	Z960	78/		29900	CL900--diesel
Y907	73/		56000	LTS900--diesel					
Y908	78/		61000	LTS900--diesel	Z961	78/		35000	CL900--diesel
Y909	73/		58000	LTS900--diesel	Z970	78/		29900	CL900--diesel
Y910	73/		60000	LTS900--diesel	Z971	78/		35000	CL900--diesel
					Z980	78/		29900	CL900--diesel
					Z981	78/		35000	CL900--diesel

TRIM CODES

THE FIRST TWO DIGITS OF THE BODY CODE IDENTIFY THE COLOR AND TYPE OF MATERIALS USED IN THE INTERIOR UPHOLSTERY.

REFER TO THE APPROPRIATE SOFT TRIM SECTION FOR A LISTING OF THESE CODES AND THE COLOR AND TYPE OF MATERIALS USED IN THE INTERIOR UPHOLSTERY.

TIRES REQ'D FOR AXLE LOADINGS			
WHEEL	BODY	TRANS.	AXLE
2	41	2M	GCN
			72
I.P.			D.S.O.

BODY TYPE CODES

THE FIRST DIGIT OF THE BODY TYPE CODE IDENTIFIES THE TYPE OF CAB.

THE LAST DIGIT OF THE BODY TYPE CODE IDENTIFIES THE TYPE OF BACK-OF-CAB EQUIPMENT.

USE THE BODY TYPE CODE IN CONJUNCTION WITH MODEL CODES SHOWN TO DETERMINE THE EXACT BODY TYPE OF THE UNIT.

THESE CODES AND THE CORRESPONDING BODY TYPE INFORMATION ARE LISTED ON THE PAGES WHICH FOLLOW.

REQ'D FOR AXLE LOADINGS		
BODY	TRANS.	AXLE
48	2M	GCN
		72
		D.S.O.

◇ The designation "--gas" or "--diesel" will be shown only when necessary to clarify differences in application on similar items for which unique part numbers are required.

- LN900--gas not available with gas -W900
- LN900--diesel not available with diesel -B750
- and diesel -LN900



BUY IT NOW!

Click Here To Order



WARRANTY PLATE or CERTIFICATION LABEL cont'd.

BODY TYPE CODES

THREE DIGIT CODE:

FIRST DIGIT indicates Standard or Custom Cab and color of interior trim.
(Refer to appropriate Soft Trim Section, Page 1 etc. for listing of Trim Codes).

SECOND DIGIT indicates type of seat.

THIRD DIGIT indicates type of cab and/or equipment.

1973/74

FIRST DIGIT	SECOND DIGIT	THIRD DIGIT	DESCRIPTION	CATALOGED AS -
			B Series	
Blank	Blank	7	Cowl	Series
	FOR		C-CT Series	
A thru G		8	Custom cab w/o sleeping compt.	Series plus 91B
	FORD	Y	Custom cab w/sleeping compt.	Series plus 91B
1 thru 6		8	Standard cab w/o sleeping compt.	Series plus 91A
		Y	Standard cab w/sleeping compt.	Series plus 91A
	INTERNAL		F Series	
A thru G		8	Custom cab	Series plus 81B
1 thru 6		8	Standard cab	Series plus 81A
	CONTROL		L-LN-LNT-LT-LTS Series	
A thru G		2	Custom cab w/butterfly hood	Series plus 81B
	ONLY	8	Custom cab w/o butterfly hood	Series plus 81B
1 thru 6		2	Standard cab w/butterfly hood	Series plus 81A
		8	Standard cab w/o butterfly hood	Series plus 81A
			W-WT Series	
A thru G		8	Custom steel cab-non sleeper	Series plus 91
		Y	Custom steel cab-sleeper	Series plus 92
		H	Custom aluminum cab-non sleeper	Series plus 91
		Q	Custom aluminum cab-sleeper	Series plus 92

1975

FIRST DIGIT	SECOND DIGIT	THIRD DIGIT	DESCRIPTION	CATALOGED AS -
			B Series	
Blank	Blank	7	Cowl	Series
	FOR		C-CT Series	
A thru H		8	Custom cab w/o sleeping compt.	Series plus 91B
	FORD	A	Custom cab w/sleeping compt. and foam mattress	Series plus 91B
		J	Custom cab w/sleeping compt. and spring mattress	Series plus 91B
		Y	Custom cab w/sleeping compt.-less mattress	Series plus 91B
1 thru 8		8	Standard cab w/o sleeping compt.	Series plus 91A
	INTERNAL	A	Standard cab w/sleeping compt. and foam mattress	Series plus 91A
		J	Standard cab w/sleeping compt. and spring mattress	Series plus 91A
		Y	Standard cab w/sleeping compt.-less mattress	Series plus 91A
	CONTROL		F Series	
A thru H		8	Custom cab	Series plus 81B
1 thru 8		8	Standard cab	Series plus 81A
	ONLY		L-LN-LNT-LT-LTS Series	
A thru H		2	Custom cab w/butterfly hood	Series plus 81B
		8	Custom cab w/o butterfly hood	Series plus 81B
1 thru 8		2	Standard cab w/butterfly hood	Series plus 81A
		8	Standard cab w/o butterfly hood	Series plus 81A
			W-WT Series	
A thru H		8	Custom steel cab-non sleeper	Series plus 91
		A	Custom steel cab-sleeper and foam mattress	Series plus 92
		B	Custom aluminum cab-sleeper and foam mattress	Series plus 92
		H	Custom aluminum cab-non sleeper	Series plus 91
		J	Custom steel cab-sleeper and spring mattress	Series plus 92
		K	Custom aluminum cab-sleeper and spring mattress	Series plus 92
		Q	Custom aluminum cab-sleeper-less mattress	Series plus 92
		Y	Custom steel cab-sleeper-less mattress	Series plus 92

For 1976/ application please refer to Page 52.
COPYRIGHT © 1980 - FORD MOTOR COMPANY - DEARBORN, MICHIGAN

NEW ISSUE



BUY IT NOW!

Click Here To Order



WARRANTY PLATE or CERTIFICATION LABEL cont'd.

BODY TYPE CODES cont'd.

1976/

FIRST DIGIT	SECOND DIGIT	THIRD DIGIT	DESCRIPTION	CATALOGED AS -
B Series				
Blank	Blank	7	Cowl	Series
CL-CLT Series				
B,G or E	FOR	Blank	Custom cab-non sleeper	Series plus 91
		1	Custom cab-sleeper and foam mattress	Series plus 92
		3	Custom cab-sleeper and inner spring mattress	Serial plus 92
3		Blank	Standard cab-non sleeper	Series plus 91
		1	Standard cab-sleeper and foam mattress	Series plus 92
		3	Standard cab-sleeper and inner spring mattress	Series plus 92
C-CT Series				
A thru H	FORD	8	Custom cab w/o sleeping compt.	Series plus 91B
		A	Custom cab w/sleeping compt. and foam mattress	Series plus 91B
		J	Custom cab w/sleeping compt. and spring mattress	Series plus 91B
I thru 8	INTERNAL	Y	Custom cab w/sleeping compt.-less mattress	Series plus 91B
		8	Standard cab w/o sleeping compt.	Series plus 91A
		A	Standard cab w/sleeping compt. and foam mattress	Series plus 91A
		J	Standard cab w/sleeping compt. and spring mattress	Series plus 91A
		Y	Standard cab w/sleeping compt.-less mattress	Series plus 91A
F Series				
F700/880				
A thru H	CONTROL	8	Custom cab	Series plus 81B
		I thru 8	8	Standard cab
F600				
A,D,G or K	ONLY	6	Fire truck - standard	Δ
		8	Regular cab - standard	Series plus 81A
		G	Crew cab - standard	Series plus 81A
E,H or L		6	Fire truck - custom	Δ
		8	Regular cab - custom	Series plus 81B
		G	Crew cab - custom	Series plus 81B
L-LN-LNT-LT-LTS Series				
A thru H		2	Custom cab w/butterfly hood	Series plus 81B
		8	Custom cab w/o butterfly hood	Series plus 81B
I thru 8		2	Standard cab w/butterfly hood	Series plus 81A
		8	Standard cab w/o butterfly hood	Series plus 81A
W-WT Series				
A thru H		8	Custom steel cab-non sleeper	Series plus 91
		A	Custom steel cab-sleeper and foam mattress	Series plus 92
		B	Custom aluminum cab-sleeper and foam mattress	Series plus 92
		H	Custom aluminum cab-non sleeper	Series plus 91
		J	Custom steel cab-sleeper and spring mattress	Series plus 92
		K	Custom aluminum cab-sleeper and spring mattress	Series plus 92
		Q	Custom aluminum cab-sleeper-less mattress	Series plus 92
		Y	Custom steel cab-sleeper-less mattress	Series plus 92

BODY TYPE DESCRIPTIONS
(Arranged in Alphabetical Sequence)

Most body parts and some chassis parts are listed according to Body Type such as 81, 91 etc. Body type and trim code information is shown in a 2 digit code for all Trucks except Cowl models which have a single digit code. The body type suffix such as (81)A, (81)B, etc. is not shown on the Warranty Plate. To determine the specific body type through warranty plate information refer to the codes listed on Pages 51 and 52.

DESCRIPTION	BODY TYPE CODE SHOWN IN CATALOG
Conventional Closed Cab-Custom	81B (F-L-LN-LNT-LT-LTS600/900)
Conventional Closed Cab-Standard	81A (F-L-LN-LNT-LT-LTS600/900)
Highway Tractor Tilt Cab (includes sleeping compartment)	92 (W-WT900) 1973/77
Highway Tractor Tilt Cab (less sleeping compartment)	91 (W-WT900) 1973/77
Open Drive Away - less Windshield Frame	84
Tilt Cab-Custom	91B (C-CT600/900)
	91A (C-CT600/900)
ludes sleeping compartment)	92 (CL-CLT900)
s sleeping compartment)	91 (CL-CLT900)

to page 14 for complete explanation.




BUY IT NOW!

Click Here To Order




**1973/79
TRUCK SERIES 600/900**





**GENERAL
INFORMATION**



(1973/79)



(1973/79)





P-10323




BUY IT NOW!

Click Here To Order







92 (CLT SERIES)




92 (CL SERIES)



91 (CLT SERIES)



91 (CL SERIES)



BUY IT NOW!

Click Here To Order



WARRANTY PLATE or CERTIFICATION LABEL cont'd.

AUXILIARY TRANSMISSION CODES

THE FIRST DIGIT OF THE TRANSMISSION CODE IDENTIFIES THE TYPE OF AUXILIARY TRANSMISSION.

THE FOLLOWING CHART LISTS THESE CODES, THE NUMBER OF FORWARD SPEEDS AND THE MANUFACTURERS NAME AND MODEL NUMBER.

FOR FURTHER TRANSMISSION IDENTIFICATION REFER TO SECTION 70 IN THIS CATALOG.

EQ'D FOR AXLE LOADINGS		
BODY	TRANS.	AXLE
418	(2)	GCN
72		
D.S.O.		

CODE	YEAR	SPEED	MANUFACTURER	
			NAME	MODEL
A	78		Fan clutch in sound pkg. or engine less Calif. emission	
	79		French labels	
B	78		Fan clutch less sound pkg. or engine less Calif. emission	
	79			P.T.O.
C	78/	3	Dana (Spicer)	7231-D P.T.O.
D	78/	3	Dana (Spicer)	7231-D P.T.O.
E	79	4	Dana (Spicer)	7041 P.T.O.
F	78/	4	Dana (Spicer)	R-8341-L P.T.O.
G	79	4	Dana (Spicer)	R-8341-L
H	78/	4	Dana (Spicer)	7041
J	78		Calif. emission less fan clutch	
	79		Calif. emission	
K	78	4	Dana (Spicer)	R-8341-L
	79			P.T.O.
L	78	4	Dana (Spicer)	7041
	79	3	Dana (Spicer)	7231-D P.T.O.
M	78/	3	Dana (Spicer)	7231-D
N	79	4	Dana (Spicer)	7041 P.T.O.
O	79	4	Dana (Spicer)	R-8341-L P.T.O.
				R-8341-L
P	78/	4	Dana (Spicer)	R-8341-L

CODE	YEAR	SPEED	MANUFACTURER	
			NAME	MODEL
Q	78/	4	Dana (Spicer)	7041
R	78		Fan clutch in sound pkg. or engine w/Calif. emission	
S	78	4	Dana (Spicer)	R-8341-L
T	78		Fan clutch less sound pkg. or engine w/Calif. emission	
U	78	3	Dana (Spicer)	7231-D
W	78	3	Dana (Spicer)	7231-D
Z	78	4	Dana (Spicer)	7041
2	73/75	3	Dana (Spicer)	5831-D
	78	4	Dana (Spicer)	R-8341-L
	79			P.T.O.
3	73/76	3	Dana (Spicer)	7231-B
	79	3	Dana (Spicer)	7231-D P.T.O.
4	73/	3	Dana (Spicer)	7231-D
5	73/76	4	Dana (Spicer)	8341-C
	77	4	Dana (Spicer)	R-8341-2
	79	4	Dana (Spicer)	7041 P.T.O.
6	73/74	3	Dana (Spicer)	8031-C
	75/76	4	Dana (Spicer)	8031-B
	79	4	Dana (Spicer)	R-8341-L P.T.O.
7	78/	4	Dana (Spicer)	R-8341-L
8	73/	4	Dana (Spicer)	7041

MAIN TRANSMISSION CODES

THE SECOND DIGIT OF THE TRANSMISSION CODE IDENTIFIES THE TYPE OF MAIN TRANSMISSION.

THE FOLLOWING CHART LISTS THESE CODES, THE NUMBER OF FORWARD SPEEDS AND THE MANUFACTURERS NAME AND MODEL NUMBER.

FOR FURTHER TRANSMISSION IDENTIFICATION REFER TO SECTIONS 70, A70 OR T70 IN THIS CATALOG.

EQ'D FOR AXLE LOADINGS		
BODY	TRANS.	AXLE
418	(M)	GCN
72		
D.S.O.		

CODE	YEAR	SPEED	DESCRIPTION	MANUFACTURER	
				NAME	MODEL
A	73/79	4	Synchronized	New Process	435
	75/78	10	Direct	Dana(Spicer)	SST-1010
	77/	4	Direct	New Process	NP-435
B	73	16	Overdrive	Dana (Spicer)	8516
	74/76	16	Overdrive	Dana (Spicer)	8516-3B
	77/79	5	Direct	Spicer	CM-6052A
	78/79	8	Synchronized	Fuller	RT12509
				Fuller	RT-610

CODE	YEAR	SPEED	DESCRIPTION	MANUFACTURER	
				NAME	MODEL
D	73/76	5	Direct	Clark	387-V
	77/79	5	Direct	Spicer	CM-5252A
E	73/74	5	Direct	Fuller	5H74
	75/76	4	Synchronized	Warner	T19
	75/77	10	Direct	Dana(Spicer)	RT-12510
	78/79	10	Synchronized	Fuller	RT12510

100% SATISFACTION GUARANTEED

BUY IT NOW!

Click Here To Order

PayPal American Express Discover MasterCard VISA

WARRANTY PLATE or CERTIFICATION LABEL - cont'd.

MAIN TRANSMISSION CODES - cont'd.

CODE	YEAR	SPEED	DESCRIPTION	MANUFACTURER		YEAR	SPEED	DESCRIPTION	MANUFACTURER		
				NAME	MODEL				NAME	MODEL	
F	73/74	4	Synchronized	Warner	T18	T	73/77	5	Overdrive	New Process	542-FO
	73/74	5	Direct	Fuller	5HA74		73/77	9	Overdrive-D.S.O.Δ	Fuller	RTO-9509B
	75/79	13	Overdrive	Fuller	RTO-12513		78	10	Overdrive	Fuller	RTOF-12513
G	73/78	3	Automatic	Ford	C6	79	5		Spicer	CM-5052A	
	74/78	7	Direct	Dana (Spicer)	SST1007-2A	79	4		Warner	T19	
	76	3	Parcel	Warner	T87G						
	79	5		Clark	282VHD						
H	73/78	6	Transmatic	Allison	MT-650	U	73/77	5	Direct	Dana (Spicer)	6852-G
	79		Automatic	Allison	MT-653		79	7		Spicer	SST1007-3A
I	78	3	Automatic	Ford	C6	V	73/78	10	Direct	Fuller	RT-910
	79	6	Synchronized	Spicer	SST-1062C		78/79	10	Synchronized	Fuller	RT910
J	73/77	13	Overdrive	Fuller	RTO-9513	W	73/76	5	Direct	Dana (Spicer)	6352-B
	76/77	3	Automatic	Ford	FMX		77	3	Automatic	Ford	C6
	78/79	13	Overdrive	Fuller	RTO9513	X	73/79	5	Direct	Fuller	T905-A
K	73/76	5	Overdrive	Dana (Spicer)	6453-A		Y	73/74	6	Transmatic	Allison
	77/79	5	Direct	Spicer	CM-6052B	76/79		16	Overdrive	Spicer	RP85163A
L	73/	6	Transmatic	Allison	AT-540	Z	73/74	6	Transmatic	Allison	MT-40
M	73/	5	Direct	Clark	285V		76/79	5	Direct	Clark	397V
	N	73/77	5	Direct	Dana (Spicer)	6352	1	73/74	6	Transmatic	Allison
77		5	Direct	Spicer	CM-6052C	73/76		5	Direct	Dana (Spicer)	8552-A
79		5		Clark	285VHD	2	73/	5	Direct	Clark	282V
O	73/79	5	Direct	Fuller	T905-B		3	73/79	6	Direct	Fuller
	73/	5	Direct	New Process	NP-542-FL	4		73/79	5	Overdrive	Clark
P	73	4	Synchronized	Warner	T19		75/79	13	Direct	Fuller	RT-9513
	76/	4	Synchronized	Warner	T19		78	13	Synchronized	Fuller	RT9513
	73/79	13	Direct-D.S.O.Δ	Fuller	RT-613	5	73/79	10	Overdrive	Fuller	RTO-910
	73/76	3	Automatic	Ford	C6		6	73/76	15	Overdrive	Fuller
Q	73/77	5	Direct	Dana (Spicer)	5652	76/79		5	Direct	Clark	390V
	76/79	10	Direct	Fuller	RT1110	7	73/76	5	Direct	Clark	385V
	77	5	Direct	Spicer	CM-6052A		77/78	5	Direct	Spicer	CM-5052A
	78	10	Synchronized	Fuller	RT1110	8	73/78	6	Transmatic	Allison	MT-640
R	73	16	Overdrive	Dana (Spicer)	8716		77/79	9	Direct	Fuller	RT-9509-A
	74/76	16	Overdrive	Dana (Spicer)	8716-3A		78	9	Synchronized	Fuller	RT9509
	77	5	Direct	Spicer	CM-6052C		79		Automatic	Allison	MT-643
S	73/77	5	Direct	Dana (Spicer)	5756-B	9	73/76	15	Direct	Fuller	RT-915
	77	5	Direct	Spicer	CM-6052B		73/	5	Direct	New Process	NP-542-FD
	78/79	5	Direct	Spicer	CM-6052-C		78/79	10	Direct	Overdrive	RTO-958-LL

page 14 for complete explanation

100% SATISFACTION GUARANTEED

BUY IT NOW!

Click Here To Order

PayPal American Express Discover MasterCard VISA

1973/79 TRUCK SERIES 600/900

GENERAL
INFORMATION

57

WARRANTY PLATE or CERTIFICATION LABEL cont'd.

REAR AXLE RATIO CODES

THE FIRST TWO DIGITS OF THE AXLE CODE IDENTIFY THE RATIO AND CAPACITY OF THE REAR AXLE.

REFER TO SECTION 40.1 FOR A LISTING OF THESE CODES AND THE CORRESPONDING RATIO AND CAPACITY.

EQUIP FOR AXLE LOADINGS		
BODY	TRANS.	AXLE
418	2M	GC
72		
D.S.O.		

CODE	YEAR	RATIO	CAPACITY	MANUFACTURER		DESCRIPTION
				NAME	MODEL	
AG	73/78	4.11	23M	Eaton	19121	
	78/	4.11	23M	Eaton	23121	1 Speed
AJ	73/	4.56	38M	Eaton	38-DSC	1 Speed
AM	79	8.38	34M	Eaton	34-DPE	1 Speed
AP	73/77	4.33/5.90	23M	Eaton	19221	2 Speed
	78/	4.33/5.90	23M	Eaton	23221	2 Speed
AR	73/	5.05	38M	Eaton	38-DPC	
AV	73/79	7.60	44M	Eaton	42-DPB	
AX	73/78	5.61	50M	Eaton	50-DP	
BA	73/76	3.55	34M	Rockwell (Timken)	SLHD	W/Hendrickson Suspension
BB	73/77	8.60	34M	Rockwell (Timken)	SLHD	W/Hendrickson Suspension
BC	78/	3.70	34M	Rockwell (Timken)	SLHD	1 Speed
BF	73/	4.33	34M	Eaton	34-DSC	1 Speed
BG	73/78	4.33	23M	Eaton	19121	
	78/	4.33	23M	Eaton	23121	1 Speed
BJ	73/	4.88	38M	Eaton	38-DSC	1 Speed
B1	73/	4.11	34M	Rockwell (Timken)	SLHD	W/Hendrickson Suspension
B2	73/	4.44	34M	Rockwell (Timken)	SLHD	W/Hendrickson Suspension
B3	73/77	4.63	34M	Rockwell (Timken)	SLHD	W/Hendrickson Suspension
B4	73/77	4.88	34M	Rockwell (Timken)	SLHD	W/Hendrickson Suspension
B6	73/	5.83	34M	Rockwell (Timken)	SLHD	W/Hendrickson Suspension
B7	73/	6.17	34M	Rockwell (Timken)	SLHD	W/Hendrickson Suspension
B8	73/	6.83	34M	Rockwell (Timken)	SLHD	W/Hendrickson Suspension
B9	73/	7.80	34M	Rockwell (Timken)	SLHD	W/Hendrickson Suspension
CF	73/	4.56	34M	Eaton	34-DSC	1 Speed
CG	73/78	4.88	23M	Eaton	19121	
	78/	4.88	23M	Eaton	23121	1 Speed
CJ	73/	5.57	38M	Eaton	38-DSC	1 Speed
CK	79	6.14	22M	Eaton	18121	2 Speed
CP	73/77	5.43/7.39	23M	Eaton	19221	2 Speed
	78/	5.43/7.39	23M	Eaton	23221	2 Speed
CV	73/79	5.05	44M	Eaton	42-DPB	
DA	73	6.17	38M	Rockwell (Timken)	SLHD	W/Hendrickson Suspension
	74/	6.17	38M	Rockwell (Timken)	SQHD	W/Hendrickson Suspension
DB	73/	5.57/7.60	22M	Eaton	18221	2 Speed
	78	3.70	38M	Rockwell (Timken)	SQHD	W/Hendrickson Suspension
DF	73/78	4.88	34M	Eaton	34-DSC	
DG	73/78	5.43	23M	Eaton	19121	
	78/	5.43	23M	Eaton	23121	1 Speed
DJ	73/	6.14	38M	Eaton	38-DSE	
DK	73/	6.50	22M	Eaton	18121	
DN	73/77	6.21	34M	Eaton	34-DPC	



BUY IT NOW!

Click Here To Order

COPYRIGHT © 1980 — FORD MOTOR COMPANY — DEARBORN, MICHIGAN

NEW ISSUE



WARRANTY PLATE or CERTIFICATION LABEL - cont'd.

REAR AXLE RATIO CODES

CODE	YEAR	RATIO	CAPACITY	MANUFACTURER		DESCRIPTION
				NAME	MODEL	
DP	73/77	6.17/8.40	23M	Eaton	19221	2 Speed
	78/	6.17/8.40	23M	Eaton	23221	2 Speed
DR	73/77	6.22	38M	Eaton	38-DPC	
DV	73/79	5.91	44M	Eaton	42-DPB	
D1	73	4.11	38M	Rockwell (Timken)	SLHD	W/Hendrickson Suspension
	74/	4.11	38M	Rockwell (Timken)	SQHD	W/Hendrickson Suspension
D2	73	4.44	38M	Rockwell (Timken)	SLHD	W/Hendrickson Suspension
	74/	4.44	38M	Rockwell (Timken)	SQHD	W/Hendrickson Suspension
D3	73	4.63	38M	Rockwell (Timken)	SLHD	W/Hendrickson Suspension
	74/	4.63	38M	Rockwell (Timken)	SQHD	W/Hendrickson Suspension
D4	73	5.29	38M	Rockwell (Timken)	SLHD	W/Hendrickson Suspension
	74/	5.29	38M	Rockwell (Timken)	SQHD	W/Hendrickson Suspension
D5	73	5.83	38M	Rockwell (Timken)	SLHD	W/Hendrickson Suspension
	74/	5.83	38M	Rockwell (Timken)	SQHD	W/Hendrickson Suspension
D6	73	6.83	38M	Rockwell (Timken)	SLHD	W/Hendrickson Suspension
	74/	6.83	38M	Rockwell (Timken)	SQHD	W/Hendrickson Suspension
D7	73	7.80	38M	Rockwell (Timken)	SLHD	W/Hendrickson Suspension
	74/78	7.80	38M	Rockwell (Timken)	SQHD	W/Hendrickson Suspension
D8	73	4.88	38M	Rockwell (Timken)	SLHD	W/Hendrickson Suspension
	74/	4.88	38M	Rockwell (Timken)	SQHD	W/Hendrickson Suspension
	76	5.57/6.60	18.5M	Eaton	16221	2 Speed
D9	79	3.70	38M	Rockwell (Timken)	SQHD	W/Hendrickson Suspension
EB	73/78	6.14/8.38	22M	Eaton	18221	2 Speed
	79	6.14/8.38	22M	Eaton	18221	2 Speed
EC	73/77	6.50	32M	Eaton	30-DSC	
EG	73/78	6.17	23M	Eaton	19121	
	78/	6.17	23M	Eaton	23121	1 Speed
EH	73/	5.57/7.60	18.5M	Eaton	17221	2 Speed
	76/77	5.57/6.60	18.5M	Eaton	16221	2 Speed
EJ	73/	6.50	38M	Eaton	38-DSE	
EK	73/	7.17	22M	Eaton	18121	
EP	73/77	6.67/9.08	23M	Eaton	19221	2 Speed
	78/	6.67/9.08	23M	Eaton	23221	2 Speed
EQ	78/	5.57	18.5M	Eaton	17121	
ER	73/78	6.65	38M	Eaton	38-DPC	
E1	73/	5.57/7.75	17.5M	Eaton	16244	2 Speed
E2	73/	6.17/8.58	17.5M	Eaton	16244	2 Speed
E3	73/	6.50/9.04	17.5M	Eaton	16244	2 Speed
E4	78	4.88/6.78	17.5M	Eaton	16244	2 Speed
	79	7.17/9.97	17.5M	Eaton	16244	2 Speed
E5	79	7.17/9.97	17.5M	Eaton	16244	2 Speed
FB	73/78	6.50/8.87	22M	Eaton	18221	2 Speed
	79	6.50/8.86	22M	Eaton	18221	2 Speed
FC	73/77	7.17	32M	Eaton	30-DSC	
FF	73/	5.57	34M	Eaton	34-DSC	1 Speed
FG	73/78	6.67	23M	Eaton	19121	
	78/	6.67	23M	Eaton	23121	1 Speed
	79	6.14/8.38	18.5M	Eaton	17221	2 Speed
FH	73/78	6.14/8.38	18.5M	Eaton	17221	2 Speed
	76/77	6.15/8.38	18.5M	Eaton	16221	2 Speed
FJ	73/	4.11	38M	Eaton	38-DSC	1 Speed



BUY IT NOW!

Click Here To Order



1973/79 TRUCK SERIES 600/900

**GENERAL
INFORMATION**

WARRANTY PLATE or CERTIFICATION LABEL cont'd.

REAR AXLE RATIO CODES

CODE	YEAR	RATIO	CAPACITY	MANUFACTURER		DESCRIPTION
				NAME	MODEL	
FN	73/	7.60	34M	Eaton	34-DPC	1 Speed
FQ	73/	6.14	18.5M	Eaton	17121	
FR	73/	7.60	38M	Eaton	38-DPC	
FW	73/	6.14/8.38	34M	Eaton	34-DTE	2 Speed
F1	73/76	5.14/7.17	15M	Eaton	15201	2 Speed
F2	73/	5.83/8.12	15M	Eaton	15201	2 Speed
F3	73/79	6.33/8.81	15M	Eaton	15201	2 Speed
GB	73/	7.17/9.77	22M	Eaton	18221	2 Speed
GC	73/77	7.60	32M	Eaton	30-DSC	
GF	73/	6.14	34M	Eaton	34-DSE	1 Speed
GG	76/78	3.70	23M	Eaton	19121	2 Speed
	78/	3.70	23M	Eaton	23121	1 Speed
GH	73/78	6.50/8.87	18.5M	Eaton	17221	2 Speed
	79	6.50/8.86	18.5M	Eaton	17221	2 Speed
GJ	73/	4.33	38M	Eaton	38-DSC	1 Speed
GP	73/77	4.11/5.60	23M	Eaton	19221	2 Speed
	78/	4.11/5.60	23M	Eaton	23221	2 Speed
GQ	73/	6.50	18.5M	Eaton	17121	2 Speed
GW	73/78	6.50/8.87	34M	Eaton	34-DTE	2 Speed
	79	6.50/8.86	34M	Eaton	34-DTE	2 Speed
HF	73/	6.50	34M	Eaton	34-DSE	1 Speed
HG	73/78	4.56	23M	Eaton	19121	
	78/	4.56	23M	Eaton	23121	1 Speed
HH	73/	7.17/9.77	18.5M	Eaton	17221	2 Speed
	76/77	7.17/9.77	18.5M	Eaton	16221	2 Speed
HJ	73/	5.29	38M	Eaton	38-DSC	1 Speed
HQ	73/	7.17	18.5M	Eaton	17121	2 Speed
HW	73/	7.17/9.77	34M	Eaton	34-DTE	2 Speed
H1	73/77	4.11	23M	Rockwell (Timken)	R-171	
H2	73/77	4.33	23M	Rockwell (Timken)	R-171	
H3	73/77	4.63	23M	Rockwell (Timken)	R-171	
H4	73/77	4.88	23M	Rockwell (Timken)	R-171	
H5	73/77	5.29	23M	Rockwell (Timken)	R-171	
H6	73/77	5.86	23M	Rockwell (Timken)	R-171	
H7	73/77	6.14	23M	Rockwell (Timken)	R-171	
H9	73/77	3.70	23M	Rockwell (Timken)	R-171	
JA	74/78	4.11	23M	Rockwell (Timken)	R-170	W/Traction-Lok
JF	73/	4.11	34M	Eaton	34-DSC	1 Speed
JJ	73/78	7.17	38M	Eaton	38-DSE	
JQ	73/75	7.60	18.5M	Eaton	17121	
	78	7.60	18.5M	Eaton	17121	
KA	73/78	4.33	23M	Rockwell (Timken)	R-170	W/Traction-Lok
KF	73/	7.60	34M	Eaton	34-DSE	1 Speed
KJ	73/78	7.60	38M	Eaton	38-DSE	
LA	73/78	5.29	23M	Rockwell (Timken)	R-170	W/Traction-Lok
LF	73/	3.70	34M	Eaton	34-DSC	1 Speed
LJ	76/	3.70	38M	Eaton	38-DSC	1 Speed



BUY IT NOW!

Click Here To Order



COPYRIGHT © 1980 FORD MOTOR COMPANY —DEARBORN, MICHIGAN

NEW ISSUE



1973/79
TRUCK SERIES 600/900

WARRANTY PLATE or CERTIFICATION LABEL - cont'd.

REAR AXLE RATIO CODES

CODE	YEAR	RATIO	CAPACITY	MANUFACTURER		DESCRIPTION
				NAME	MODEL	
MA	73/78	6.14	23M	Rockwell (Timken)	R-170	W/Traction-Lok
MP	73/	7.17	34M	Eaton	34-DSE	1 Speed
NI	78	4.11	23M	Rockwell (Timken)	R-171	
N2	78	4.33	23M	Rockwell (Timken)	R-171	
N3	78	4.63	23M	Rockwell (Timken)	R-171	
N4	78	4.86	23M	Rockwell (Timken)	R-171	
N5	78	5.29	23M	Rockwell (Timken)	R-171	
N6	78	5.86	23M	Rockwell (Timken)	R-171	
N7	78	6.14	23M	Rockwell (Timken)	R-171	
TA	78/	3.70	38M	Rockwell (Timken)	SQHP	1 Speed
TB	78/	4.11	38M	Rockwell (Timken)	SQHP	1 Speed
TC	78/	4.44	38M	Rockwell (Timken)	SQHP	1 Speed
TD	78/79	4.63	38M	Rockwell (Timken)	SQHP	
TE	78/79	4.88	38M	Rockwell (Timken)	SQHP	
TF	78/79	5.29	38M	Rockwell (Timken)	SQHP	
TG	78/79	5.83	38M	Rockwell (Timken)	SQHP	
TH	78/79	6.17	38M	Rockwell (Timken)	SQHP	
TJ	78/79	6.83	38M	Rockwell (Timken)	SQHP	
TK	78/79	7.80	38M	Rockwell (Timken)	SQHP	
V1	78/	4.11	38M	Rockwell (Timken)	SQHD	Aluminum
V3	78/	3.70	38M	Rockwell (Timken)	SQHD	Aluminum
V7	78/	4.44	38M	Rockwell (Timken)	SQHD	Aluminum
XB	78/	5.78	44M	Rockwell (Timken)	SRDD	Top Drive
XF	78	5.96	58M	Rockwell (Timken)	SHDD	
XK	79	5.96	58M	Rockwell (Timken)	SUDD	Top Drive
XS	78/	5.76	65M	Rockwell (Timken)	SFDD	Top Drive
XT	78/	8.08	65M	Rockwell (Timken)	SFDD	Top Drive
1A	73/	4.11	23M	Rockwell (Timken)	R-170	W/o Traction-Lok
1C	78/	4.11	34M	Eaton	DS340	
1L	78/	4.11	38M	Eaton	DS380	
1M	78/	4.11	44M	Eaton	44DS	
1T	78/	4.11	23M	Rockwell (Timken)	R-170	Aluminum
1U	78/	4.11	38M	Rockwell (Timken)	SQHP	
1Y	78/	4.11	44M	Rockwell (Timken)	SSHD	
2A	73/	4.33	23M	Rockwell (Timken)	R-170	W/o Traction-Lok
2C	78/	4.33	34M	Eaton	DS340	
2L	78/	4.33	38M	Eaton	DS380	
2M	78/	4.33	44M	Eaton	44DS	
2T	78/	4.33	23M	Rockwell (Timken)	R-170	Aluminum
2Y	78/	4.33	44M	Rockwell (Timken)	SSHD	



BUY IT NOW!

Click Here To Order



1973/79 TRUCK SERIES 600/900

GENERAL
INFORMATION

WARRANTY PLATE or CERTIFICATION LABEL cont'd.

REAR AXLE RATIO CODES

CODE	YEAR	RATIO	CAPACITY	MANUFACTURER		DESCRIPTION
				NAME	MODEL	
3A	73/	5.29	23M	Rockwell (Timken)	R-170	W/o Traction-Lok
3C	78/	3.70	34M	Eaton	DS340	
3L	78/	3.70	38M	Eaton	DS380	
3M	78/	3.70	44M	Eaton	44DS	
3T	78/79	3.70	23M	Rockwell (Timken)	R-170	Aluminum
3U	78/	3.70	38M	Rockwell (Timken)	SQHP	
4A	73/	6.14	23M	Rockwell (Timken)	R-170	W/o Traction-Lok
4Y	78/	5.29	44M	Rockwell (Timken)	SSHD	
5A	73/74	4.11	23M	Rockwell (Timken)	R-170	W/Traction-Lok
	76	4.63	23M	Rockwell (Timken)	R-170	W/Traction-Lok
	79	6.83	23M	Rockwell (Timken)	R-170	W/Traction-Lok
5Y	78/	4.63	44M	Rockwell (Timken)	SSHD	
6A	76	4.88	23M	Rockwell (Timken)	R-170	
	79	7.40	23M	Rockwell (Timken)	R-170	W/Traction-Lok
6Y	78/	3.90	44M	Rockwell (Timken)	SSHD	Aluminum
7A	76/	5.86	23M	Rockwell (Timken)	R-170	
7U	78/	4.44	38M	Rockwell (Timken)	SQHP	
8A	78/	3.70	23M	Rockwell (Timken)	R-170	
8Y	78/	4.88	44M	Rockwell (Timken)	SSHD	
41	75/	5.83	13M	Rockwell (Timken)	D-140	
42	75/	6.20	13M	Rockwell (Timken)	D-140	
43	75/76	5.29	13M	Rockwell (Timken)	D-140	
	78/	5.29	13M	Rockwell (Timken)	D-140	
	79	6.14	13M	Rockwell (Timken)	D-140	
44	75/	6.80	13M	Rockwell (Timken)	D-140	
	79	6.83	13M	Rockwell (Timken)	D-140	
45	76	4.88	13M	Rockwell (Timken)	D-140	
47	76	4.33	13M	Rockwell (Timken)	D-140	
52	73/77	5.86	17.5M	Rockwell (Timken)	H-170	
	78/	5.83	17.5M	Rockwell (Timken)	H-172	
53	73/77	6.14	17.5M	Rockwell (Timken)	H-170	
	78/	6.17	17.5M	Rockwell (Timken)	H-172	
54	73/77	6.83	17.5M	Rockwell (Timken)	H-170	
	78/	6.83	17.5M	Rockwell (Timken)	H-172	
55	73/77	7.17	17.5M	Rockwell (Timken)	H-170	
	78/	7.17	17.5M	Rockwell (Timken)	H-172	
61	79	6.14	15M	Rockwell (Timken)	F-106	
62	73/79	6.20	15M	Rockwell (Timken)	F-106	
63	79	6.14	15M	Rockwell (Timken)	F-106	
	79	6.83	15M	Rockwell (Timken)	F-106	
64	73/79	6.80	15M	Rockwell (Timken)	F-106	
65	79	6.83	15M	Rockwell (Timken)	F-106	
	79	7.17	15M	Rockwell (Timken)	F-106	
66	73/	7.20	15M	Rockwell (Timken)	F-106	
67	79	7.17	15M	Rockwell (Timken)	F-106	



BUY IT NOW!

Click Here To Order

COPYRIGHT © 1980 FORD MOTOR COMPANY - DEARBORN, MICHIGAN

NEW ISSUE



1973/79 TRUCK SERIES 600/900

WARRANTY PLATE or CERTIFICATION LABEL - cont'd.

FRONT AXLE CODES

THE THIRD DIGIT OF THE AXLE CODE IDENTIFIES THE RATIO AND/OR CAPACITY OF THE FRONT AXLE.

THE FOLLOWING CHART LISTS THESE CODES AND THE CORRESPONDING RATIO AND/OR CAPACITY AS WELL AS THE MANUFACTURER NAME AND MODEL NUMBER.

FOR FURTHER FRONT AXLE IDENTIFICATION REFER TO SECTION 30 IN THIS CATALOG.

EQ'D FOR AXLE LOADINGS		
BODY	TRANS.	AXLE
418	2M	G N
72		
D.S.O.		

CODE	YEAR	RATIO (4 W D ONLY)	CAPACITY	MANUFACTURER		DESCRIPTION
				NAME	MODEL	
A	78/79		5.5M	Ford		Tire carrier and power steering
	77/			Ford		W/o power steering
B	78/79		16M	Rockwell (Timken)		Tire carrier and power steering
C	78		6M	Ford		Tire carrier w/manual steering
	78		13.1M			Aluminum front axle w/power steering
D	78/79		7M	Ford		Tire carrier w/manual steering
	77/		7M	Ford		W/o power steering
	78/		12M			Aluminum front axle w/manual steering
E	77		9M	Ford		W/o power steering
	78		7.5M	Ford		Delete power steering
	78/79		9M	Ford		Tire carrier w/manual steering
	78/		12M			Aluminum front axle w/power steering
F	78/79		18M	Rockwell (Timken)		Tire carrier and power steering
	78/		12M			Aluminum front axle w/steer-ease
G	78/79		12M	Rockwell (Timken)		Tire carrier w/manual steering
H	78/79		12M	Ford		Tire carrier w/manual steering - w/Steer-Ease
I	78/79		20M	Rockwell (Timken)		Tire carrier and power steering
J	73/76		5M	Ford	5000	W/power steering
	77/		5M	Ford		W/power steering
	78/79		4.7M	Ford		Tire carrier w/manual steering
K	73/		5.5M	Ford	5500	W/power steering
L	73/79		6M	Ford		W/power steering
	78/79		13.1M			Optional frame color w/power steering
M	73/		7M	Ford		W/power steering
	78/79		12M			Optional frame color w/manual steering
N	73/		9M	Ford		W/power steering
	78		7.5M	Ford		W/power steering
	78/79		12M			Optional frame color w/power steering
O	78/79		9M	Ford		Tire carrier and power steering
	78/79		12M			Optional frame color w/steering-ease
P	73/		12M	Rockwell (Timken)	FF-903	W/power steering
Q	76		12M	Ford		W/steer-ease
	78/79		12M	Rockwell (Timken)		Tire carrier and power steering
	79		15M	Rockwell (Timken)	FG-901	W/power steering
R	73/76		15M	Rockwell (Timken)	FG-901	W/o power steering
S	73/		16M	Rockwell (Timken)	FH-901	W/power steering
T	73/		18M	Rockwell (Timken)	FL-901	W/power steering
	78		13.1M			Aluminum front axle and optional frame color w/power steering
U	73/		20M	Rockwell (Timken)	FL-901	W/power steering
	78/79		12M			Aluminum front axle and optional frame color w/manual steering
V	78/79		5.5M	Ford		Tire carrier w/manual steering
	78/79		12M			Aluminum front axle and optional frame color w/power steering
W	78		6M	Ford		Tire carrier and power steering
	78		6M			Aluminum front axle and optional frame color w/steer-ease



BUY IT NOW!

[Click Here To Order](#)



1973/79 TRUCK SERIES 600/900

GENERAL
INFORMATION

63

WARRANTY PLATE or CERTIFICATION LABEL - cont'd.

FRONT AXLE CODES

CODE	YEAR	RATIO (4 W D ONLY)	CAPACITY	MANUFACTURER		DESCRIPTION
				NAME	MODEL	
X	78/79		7M	Ford		Tire carrier and power steering
Y	78		5M	Ford		Tire carrier w/manual steering
Z	73/76	All	All	All	All	D. S. O. Δ
1	78/79		15M	Ford		Tire carrier and power steering
	73/76		5M	Ford	5000	W/o power steering
2	78		5M	Ford		W/o power steering
	73/		5.5M	Ford	5500	W/o power steering
3	73/78		6M	Ford		W/o power steering
	78/		13.1M	Ford		W/power steering
4	73/		7M	Ford		W/o power steering
	78/		12M	Ford		W/o power steering
5	73/		9M	Ford		W/o power steering
	78/		12M	Ford		W/power steering
	78		7.5M	Ford		W/o power steering
6	73/76		12M	Rockwell (Timken)		W/center point steering
	78/		12M	Ford		W/Steer-Ease
	78/		4.7M	Ford		W/o power steering
7	73/		12M	Rockwell (Timken)		W/o center point steering
8	73/79		12M	Ford		W/Steer-Ease
9	73/76		15M			

GROSS VEHICLE WEIGHT

THE GROSS VEHICLE WEIGHT RATING FOR THE VEHICLE (BASED ON MINIMUM EQUIPMENT REQUIRED) IS SHOWN IN POUNDS (LBS) ABOVE OR BELOW "MAX G.V.W. LBS".

DISTRICT CODES

THE CODE SHOWN ABOVE OR BELOW "D.S.O." IDENTIFIES THE DISTRICT WHICH ORDERED THE UNIT.

THE FOLLOWING CHART LISTS THESE CODES AND THE DISTRICT WHICH THEY REPRESENT.

FOR AN EXPLANATION OF THE D.S.O. PORTION OF THE NUMBER REFER TO PAGE 14

CODE	DISTRICT	CODE	DISTRICT	CODE	DISTRICT	CODE	DISTRICT
11	Boston	45	Lansing	83	Government	FORD of CANADA - cont'd.	
12	Buffalo	46	Indianapolis	84	Home Office Reserve		
13	New York	47	Cincinnati	85	American Red Cross	A4	Midwestern
14	Pittsburgh	48	Detroit	87	Body Company		(Lincoln-Mercury)
15	Newark	52	Dallas	89	TRANSPORTATION SERVICE	A6	Western
16	Philadelphia	53	Kansas City	90/99	Export		(Lincoln-Mercury)
17	Washington	54	Omaha			A7	Pacific
21	Atlanta	55	St. Louis				(Lincoln-Mercury)
22	Charlotte	56	Davenport			A8	Great Lakes
23	Memphis	57	Houston				(Lincoln-Mercury)
24	Jacksonville	58	Twin Cities		FORD of CANADA	B1	Central (Ford)
25	Richmond	71	Los Angeles			B2	Eastern (Ford)
26	New Orleans	72	San Jose	A1	Central	B3	Atlantic (Ford)
28	Louisville	73	Salt Lake City		(Lincoln-Mercury)	B4	Midwestern (Ford)
41	Chicago	74	Seattle	A2	Eastern	B6	Western (Ford)
42	Cleveland	75	Phoenix		(Lincoln-Mercury)	B7	Pacific (Ford)
43	Milwaukee	76	Denver	A3	Atlantic	B8	Great Lakes (Ford)
					(Lincoln-Mercury)	12	Export

Refer to page 14 for complete explanation

COPYRIGHT © 1980 - FORD MOTOR COMPANY —DEARBORN, MICHIGAN

NEW ISSUE



BUY IT NOW!

Click Here To Order



1973/79
TRUCK SERIES 600/900

ALPHABETICAL INDEX CHASSIS PARTS

1

INDEX

PART NAME	GROUP NUMBER	PART NAME	GROUP NUMBER
Notes: Δ Refer to page 1 of Paint Section			
A		A — Cont'd	
Absorber Assy. (cab suspension shock)	18A160	Adjuster (rear axle differential bearing)	4067
Accelerator assy.	9725	Adjuster (speed control connector)	9C876
Accumulator hose assy. (A/C refrigerant line)	19C836	Adjuster assy. (front air brake)	2308-9
Actuator (brake shoe adjusting lever)	2B344	Adjuster assy. (rear air brake)	2314-5
Actuator (P/S gear)	3E565	Adjustment (carb. secondary diaphragm assy.)	9C504
Actuator assy. (brake air hydraulic power)	2B571	Air brake compressor assy.	2875
Actuator assy. (emission throttle positioner control)	9F441	Air brake repair kit (front wedge activated)	2B209
Actuator assy. (front air brake)	2B002	Air conditioner refrigerant	Δ
Adapter (A/C automatic temp. control sensor)	19D857	Alternator (mounting parts)	10A313
Adapter (A/C refrigerant line)	19D695	Alternator assy.	10346
Adapter (brake air chamber)	2L248	Alternator regulator kit (replacement)	10316
Adapter & plate assy. (eng. air cleaner)	9E622	Ammeter (instrument cluster)	10850
Adapter (cab suspension control arm)	5B400	Amplifier assy. (exhaust gas recirculation vacuum)	9E451
Adapter (brake air compressor governor)	2A896	Amplifier assy. (ignition current)	12A027
Adapter (brake air compressor mounting)	2A880	Amplifier assy. (speed control)	9D843
Adapter (brake master cylinder mounting)	2B286	Anchor (clutch pedal assist spring)	7A565
Adapter (carb. air cleaner duct tube)	9B676	Anchor (emergency indicator switch mounting strap)	13B322
Adapter (eng. crankshaft damper)	6A329	Anchor (turn indicator switch mounting strap)	13B322
Adapter (eng. flywheel to trans.)	6A369	Antenna assy. (radio)	18813
Adapter (eng. oil filler)	6A868	Anti-rattle (radiator grille upper panel)	8457
Adapter (exhaust temperature indicator)	10B873	Anti-squeak (radiator supply tank)	8-8300-1
Adapter (front mounted P.T.O. drive)	7A772	Anti-squeak (spring)	5586
Adapter (front turn indicator lamp)	13370	Apron (front fender)	16054-5
Adapter (fuel vapor purge tube to air cleaner)	9D692	Arm (accelerator pedal throttle)	9798
Adapter (muffler inlet pipe)	5B255	Arm (air compressor belt adjusting)	2A942-3
Adapter (P/S cyl. pressure line)	3D644	Arm (cab lock)	5K358
Adapter (P/S pump mounting)	3K505	Arm (cab lock camshaft control)	5108
Adapter (power divider oil filter)	4428	Arm (cab retaining)	5358
Adapter (radiator shutter)	8K025	Arm (clutch release shaft adjusting)	7B506
Adapter (rear axle shaft stud)	1142	Arm (eng. valve rocker)	6564
Adapter (rear suspension beam end bushing)	5871	Arm (exhaust air supply pump belt adjustment)	9B452
Adapter (speedo. cable drive tip)	17B322	Arm (front axle spindle)	3130-1
Adapter (tachometer cable drive tip)	17B322	Arm (front axle spindle steering)	3146
Adapter (tilt cab bleeder port)	5C353	Arm (rear axle torque)	4612,
Adapter (trans. countershaft rear bearing)	7B222		4736,
Adapter (trans. cross shaft housing to case)	7A197		4962
Adapter (trans. gearshift lever ball)	7E366	Arm (rear view outside mirror to mirror head)	17743
Adapter (trans. rear shift pipe)	7K077	Arm (steering gear sector shaft)	3590
Adapter (trans. to eng.)	7E361	Arm (steering idler)	3355
Adapter (water temperature indicator sender)	10911	Arm (trans. control valve pedal)	7907
Adapter (water temperature switch to intake manifold)	18271	Arm (trans. gearshift)	7243
Adapter assy. (backup lamp switch wire)	15A546	Arm (trans. gearshift rocker)	7410
Adapter assy. (brake front wheel disc)	2B540-1	Arm (trans. shift control front rod to crank)	7A370
Adapter assy. (distributor base)	12A217	Arm (windshield wiper motor output)	17A436
Adapter assy. (eng. crankcase vent)	6A665	Arm assy. (cab to frame suspension)	5402
Adapter assy. (fan spacer)	8B653	Arm assy. (cab to frame suspension-rear)	5C064
Adapter assy. (P/S gear control valve)	3E608	Arm assy. (carb. metering rod)	9D819
Adapter assy. (P/S pump to reservoir)	3670	Arm assy. (fuel pump rocker)	9376
Adapter assy. (rear support beam end bushing)	5A646	Arm assy. (rear view outside mirror)	17742
Adapter assy. (speedo.)	17294	Arm assy. (windshield wiper mounting)	17540
Adapter assy. (tachometer)	17294	Arm assy. (windshield wiper pivot)	17526-7
Adapter kit (front mounted P.T.O. drive)	7A772	Arm & pivot shaft assy. (windshield wiper mounting)	17566-7
Adapter kit (P/S reservoir to pump)	3A695	Armature (starter motor)	11005
Adhesives	Δ		



BUY IT NOW!

Click Here To Order

COPYRIGHT © 1980—

FORD MOTOR
COMPANY

—DEARBORN, MICHIGAN

NEW ISSUE



1973/79
TRUCK SERIES 600/900

INDEX

PART NAME	GROUP NUMBER	PART NAME	GROUP NUMBER
Notes: A Refer to page 1 of Paint Section			
B — Cont'd		B — Cont'd	
Bearing (trans. countershaft front and rear unit)	7127	Bezel (instrument cluster control)	10852
Bearing (trans. countershaft gear)	7118, 7127	Bezel (marker lamp switch)	15469
Bearing (trans. countershaft gear pilot front)	7118	Bezel (radio control)	18842
Bearing (trans. countershaft thrust)	7C096	Blade assy. (windshield wiper)	17528
Bearing (trans. cross over lever)	7B371	Block (A/C compressor fitting)	19D695
Bearing (trans. input shaft)	4561, 4630, 7025, 7065, 7118, 7120, 7127	Block (air comp. adjusting arm)	10C343
Bearing (trans. input shaft pilot)	7120	Block (alt. adjusting arm)	10C343
Bearing (trans. low speed gear)	7A078	Block (brake shoe adjusting spring anchor)	2A186
Bearing (trans. output shaft)	4423, 7025, 7065, 7127	Block (fuel pump connection)	9A363
Bearing (trans. output shaft pilot)	7120	Block (headlamp switch junction)	11A647-8
Bearing (trans. output shaft rear)	7065	Block assy. (eng. cylinder)	6010
Bearing (trans. reverse idler)	7120, 7145, 7B369	Block assy. (junction)	14448
Bearing (universal joint)	4712	Board (front running)	16450-1
Bearing assy. (A/C compressor)	2990	Body (dome lamp)	13787
Bearing assy. (brake vacuum pump rotor shaft)	2B039	Body (interior lamp)	13788
Bearing assy. (brake skid control modulator)	2C069	Body (rear axle differential lockout shift)	4749
Bearing assy. (clutch release)	7580	Body (rear axle shift cyl.)	4748
Bearing assy. (eng. governor shaft thrust sleeve)	18224	Body (trans. governor oil collector)	7D220
Bearing assy. (fan)	8626	Body assy. (brake booster control)	2327
Bearing assy. (idler pulley)	8685	Body assy. (eng. air cleaner)	9609
Bearing assy. (rear axle driving pinion pilot)	4625	Body assy. (eng. governor)	18206, 18208
Bearing assy. (steering column)	3517	Body assy. (rear axle power divider differential lockout shift)	4748
Bearing assy. (trans. aux. drive gear)	7065	Body assy. (trans. governor)	7C063
Bearing assy. (trans. aux. main shaft)	7118	Body assy. (warning lamp indicator)	10C876
Bearing assy. (trans. shift control rod)	7A459	Body & plugs assy. (carb. main metering)	9A511
Bearing assy. (trans. sun gear thrust)	7D234	Body & plugs assy. (carb. main metering secondary)	9A513
Bearing kit (coupling & intermediate support)	4840	Body & plugs assy. (fuel pump upper)	9343
Bearing kit (eng. camshaft)	6A251	Body & socket assy. (interior lamp)	13786
Bearing & gasket repair kit (trans.)	7C391	Body, studs & filter assy. (shift cyl.)	4478
Bell (oil pump inlet pipe warning system)	6618	Bolt (alternator thru)	10A936
Bellcrank (accelerator)	9724	Bolt (brake inlet, outlet & clutch fitting)	2077
Bellcrank (parking brake)	2A663	Bolt (brake master cylinder link rod to pedal)	2462
Bellcrank assy. (brake master cylinder push rod)	2B327	Bolt (cab lift cylinder lower anchor)	5A367
Bellcrank assy. (eng. compression release)	6A587	Bolt (drive flange to hub)	1C107
Bellcrank assy. (radiator shutter control)	8A178	Bolt (eng. air cleaner)	9K668
Belt (drive)	8620	Bolt (eng. air cleaner center)	9A659
Bender (heater hose)	18573	Bolt (eng. air cleaner element retaining wing)	9D606
Bezel (A/C register)	19C872	Bolt (eng. connecting rod)	6214
Bezel (heater blower switch)	18598	Bolt (eng. crankshaft main bearing cap)	6345
Bezel (heater control)	18A668	Bolt (eng. cylinder block oil filter opening cover)	6A660
Bezel (ignition switch)	11584	Bolt (eng. cylinder head)	6065
Bezel (instrument cluster)	10876	Bolt (eng. flywheel to crankshaft)	6379
		Bolt (eng. front support insulator)	6047
		Bolt (eng. oil filter clamp)	6A690
		Bolt (eng. valve rocker arm shaft support)	6A527
		Bolt (front axle differential case)	4216
		Bolt (front axle grease cap)	4A145
		Bolt (front axle shaft universal joint retaining)	3250
		Bolt (front axle spindle)	3115
		Bolt (front axle spindle arm to housing)	3C140
		Bolt (front axle spindle arm turn adjustment)	3145
		Bolt (front axle spindle housing lower cover & pin)	3C134



BUY IT NOW!

Click Here To Order

COPYRIGHT © 1980—

FORD MOTOR COMPANY

—DEARBORN, MICHIGAN

NEW ISSUE



ALPHABETICAL INDEX CHASSIS PARTS **1973/79**
TRUCK SERIES 600/900

INDEX

PART NAME	GROUP NUMBER	PART NAME	GROUP NUMBER
Notes: Δ Refer to page 1 of Paint Section			
B — Cont'd		B — Cont'd	
Bolt (front axle steering arm stop)	3C141	Boot (air brake actuating wedge)	2B202
Bolt (front brake carrier plate to spindle)	2056	Boot (brake air chamber)	2B021
Bolt (hub)	1118-9	Boot (brake cylinder)	2206
Bolt (parking brake lever sector to shifter housing)	2799	Boot (brake master cylinder)	2180
Bolt (P/S ball stud lamp to clamp)	3A319	Boot (circuit breaker)	14A241
Bolt (P/S gear control valve end cover)	3E585	Boot (clutch master cylinder)	2180
Bolt (P/S gear housing end plate)	3E585	Boot (clutch slave cylinder)	7A716
Bolt (P/S gear housing mounting bracket)	3E585	Boot (courtesy lamp switch)	13A759
Bolt (P/S gear sector shaft housing cover)	3E585	Boot (parking brake cover)	7277
Bolt (P/S pump flange mounting)	3K507	Boot (parking brake lever)	2A713
Bolt (P/S pump oil filter support or cover retaining)	3601	Boot (rear axle power divider differential lockout shift)	4460
Bolt (radiator to side rail)	8010	Boot (steering column shaft coupling)	3D510
Bolt (rear axle carrier to housing)	4560	Boot (trailer stop lamp switch)	13481
Bolt (rear axle differential bearing adjuster lock)	4321	Boot (trans. air cylinder)	7309
Bolt (rear axle differential cap)	4321	Boot (trans. cross shaft)	7E242
Bolt (rear axle differential carrier to housing)	4323	Boot (trans. gearshift lever)	7277
Bolt (rear axle differential case)	4216-7	Boot (trans. gearshift lever to housing)	7277
Bolt (rear axle differential drive gear)	4558	Boot (trans. rear cross shaft)	7277
Bolt (rear axle differential sliding clutch gear retainer)	4K034	Boot assy. (accelerator rod)	9793
Bolt (rear axle drive gear to case)	4558	Boot repair kit (wedge brake stop)	2B213
Bolt (rear axle driveshaft universal joint)	4529	Boot & Seal kit (front disc brake)	2207
Bolt (rear axle housing cover)	4346	Boss (eng. oil level indicator)	6751
Bolt (rear axle housing to cover)	4A196	Bottom assy. (A/C condenser)	19C648
Bolt (rear axle pinion bearing retainer to carrier)	4560	Bowl (fuel pump filter)	9355
Bolt (rear axle power divider carrier cover)	4A146	Bowl & plugs assy. (carb. float)	9A507-8
Bolt (rear axle power divider cover)	4A140	Brace (air cleaner intake tube to frame)	9A618
Bolt (rear axle power divider input shaft bearing retainer)	4A145	Brace (air compressor)	2888-9
Bolt (rear axle power divider shift housing)	4399	Brace (eng. air cleaner)	9663
Bolt (rear axle shift fork pivot)	4585	Brace (eng. rear splash shield extension)	16A580
Bolt (rear axle shift housing cover)	4A198	Brace (front fender extension lower)	16B152-3
Bolt (rear brake air chamber release)	2A472	Brace (front fender to radiator support)	16A023-4
Bolt (rear spring tie)	5721	Brace (front fender to dash)	16D110-1
Bolt (rear suspension bar clamp)	5A611	Brace (front frame cross member)	5A095
Bolt (rear suspension support beam bar)	5A606	Brace (hood latch support)	16864
Bolt (rear suspension support beam saddle cap)	5887	Brace (hood stabilizer bracket)	16C704
Bolt (rear suspension support beam to axle housing)	5882	Brace (muffler & outlet pipe to frame)	5A204
Bolt (spare wheel carrier hinge)	1471	Brace (parking brake lever support)	2A702
Bolt (spoke wheel rim clamp)	1151	Brace (radiator grille guard to frame)	8302-3
Bolt (spring clamp front & rear)	5723	Brace (radiator grille opening side panel)	8B332-3
Bolt (spring mounting bracket)	5882	Brace (radiator support to dash)	16746
Bolt (starter motor thru)	11091	Brace (radiator support to frame)	8A364
Bolt (trans. case)	7A771	Brace (front fender to dash)	16D110-1
Bolt (trans. countershaft rear bearing)	7C209	Brace (rear view outside mirror support)	17A734
Bolt (trans. over running clutch case)	7D167	Brace (regulator frame)	10604
Bolt (trans. shift finger pilot)	7B366	Brace (running board)	16544-5
Bolt (wheel hub)	1107-8	Brace (trans. shift control support)	7B206
Bolt & nut assy. (eng. front support)	6047	Brace assy. (front fender apron to dash)	16A052-3
Bolt & nut assy. (eng. rear support)	6047	Brace assy. (rear view outside mirror)	17A733
Bolt & nut kit (rear axle driving gear)	4982	Brace assy. (running board)	16474
Bolt & valve assy. (eng. oil filter center)	6741	Bracket (A/C automatic temp. control sensor)	19D668
Bolt kit (differential drive gear)	4558	Bracket (A/C evaporator core upper)	19A559
Bond (radio frequency interference suppression)	19A095	Bracket (A/C evaporator expansion valve mounting)	19866
	2C238	Bracket (A/C evaporator thermostat)	19C741
	2309	Bracket (A/C and heater control switch mounting)	19A525
	2420	Bracket (A/C and heater plenum chamber contact cable guide)	19B934
		Bracket (A/C inlet manifold)	19D933
		Bracket (accelerator cable)	9728



BUY IT NOW!

Click Here To Order



1973/79
TRUCK SERIES 600/900

INDEX

PART NAME	GROUP NUMBER	PART NAME	GROUP NUMBER
Notes: A Refer to page 1 of Paint Section			
B — Cont'd		B — Cont'd	
Bracket (accelerator lever support)	9N735	Bracket (brake tube support)	2A275
Bracket (accelerator pedal)	9A842	Bracket (brake vacuum pump)	2A452
Bracket (accelerator pedal stop)	9C818	Bracket (cab forward hinge)	5A118
Bracket (accelerator retracting spring)	9741	Bracket (cab lock cam striker)	5A159
Bracket (accelerator shaft)	9728	Bracket (cab lock camshaft control arm handle pivot)	5A390
Bracket (accelerator shaft housing brace)	9B722	Bracket (cab lock control)	5B124
Bracket (air brake pedal arm bumper)	2448	Bracket (cab lock hook)	5A161
Bracket (air brake quick release valve mounting tractor equipment)	2A268	Bracket (cab mounting insulator)	5B353
Bracket (air by-pass valve)	9B290	Bracket (cab rear support)	5B362
Bracket (air cleaner)	9B609	Bracket (cab suspension position valve)	5C091
Bracket (air cleaner air duct support)	9B625	Bracket (cab suspension position valve)	5C087
Bracket (air cleaner intake tube upper)	9C685	Bracket (cab to cab lock)	5B365
Bracket (air cleaner mounting)	9626	Bracket (cab to frame)	5110
Bracket (air cleaner support)	9A627	Bracket (cab to frame suspension arm)	5411
Bracket (air compressor adjusting)	2883	Bracket (cab suspension shock absorber to frame)	5B402
Bracket (air compressor belt idler adjusting pulley)	2877	Bracket (carb. dashpot mounting)	9B550
Bracket (air compressor to cylinder block)	2882	Bracket (circuit breaker mounting)	14A066
Bracket (air compressor to manifold)	2886	Bracket (clutch pedal bumper)	7A530
Bracket (air filter and regulator)	7B367	Bracket (clutch release bearing hub retracting spring)	7B603
Bracket (air horn valve)	13A826	Bracket (clutch release equalizer bar retracting spring)	7542
Bracket (air reservoir tank support)	2A130	Bracket (clutch release equalizer lower)	7A756
Bracket (alternator heat shield)	10B312	Bracket (clutch release shaft)	7B598
Bracket (alternator and compressor mounting)	10337	Bracket (clutch slave cylinder mounting)	7A544
Bracket (alternator regulator mounting)	10337	Bracket (coupling shaft support plate)	4691
Bracket (aux. spring)	5700	Bracket (courtesy lamp)	13763
Bracket (aux. trans. mounting front)	7A311	Bracket (eng. air cleaner scoop)	9B924
Bracket (aux. trans. shift control lever)	7B013	Bracket (eng. air shut-off control)	9J589
Bracket (aux. trans. shift control mounting)	7B015	Bracket (eng. governor control)	12B482
Bracket (aux. trans. support frame front & rear)	7967	Bracket (eng. cable & tube mounting)	6A662
Bracket (battery cable)	10A779	Bracket (eng. compression release)	6A541
Bracket (battery clamp bolt)	10A691	Bracket (eng. oil cooler mounting)	6K743
Bracket (body lift pump)	5C362	Bracket (eng. front support)	5057-8, 6028-30, 6A057, 6A067
Bracket (battery support)	10753	Bracket (eng. oil filler support)	6786, 6A867
Bracket (booster mounting)	2031	Bracket (eng. oil filter by-pass mounting)	6728
Bracket (brake air pressure gauge)	10K852	Bracket (eng. oil filter hose support)	6A662
Bracket (brake air pressure regulator valve mounting)	2K213	Bracket (eng. rear splash shield)	16A584
Bracket (brake air reservoir mounting upper)	2320	Bracket (eng. rear support)	6096
Bracket (brake air supply manifold)	2B407	Bracket (eng. rear support to frame)	6A067
Bracket (brake booster control valve)	2B349	Bracket (engine stop warning lamp)	15857
Bracket (brake booster tube protector)	2B405	Bracket (exhaust air supply pump mounting)	9B450
Bracket (brake hose connection mounting)	2B215	Bracket (exhaust gas recirculation reservoir)	9F430
Bracket (brake line support)	2A051	Bracket (extension pipe to frame)	5A206
Bracket (brake master cylinder)	2280	Bracket (extension to frame)	5A246
Bracket (brake master cylinder push rod bellcrank)	2B353	Bracket (fan cooler mounting)	8B648
Bracket (brake pressure control valve)	2B260	Bracket (fan mounting)	8632
Bracket (brake reservoir mounting)	2A206	Bracket (fan shroud rear)	8B610-3
Bracket (brake reservoir strap)	2B217	Bracket (fog lamp mounting)	15266
Bracket (brake skid control actuator mounting)	2B371	Bracket (frame to body)	5A041, 5077-8
Bracket (brake skid control modulator mounting)	2B389	Bracket (frame to spare wheel carrier)	1453
Bracket (brake skid control modulator terminal box)	2C068		
Bracket (brake skid control warning buzzer)	2C032		
Bracket (brake skid control warning monitor)	2C014		
Bracket (brake tube clip)	2A155		



BUY IT NOW!

Click Here To Order



INDEX

PART NAME	GROUP NUMBER	PART NAME	GROUP NUMBER
Notes: Δ Refer to page 1 of Paint Section			
B — Cont'd		B — Cont'd	
Bracket (front brake air chamber)	2306	Bracket (instrument panel to trailer lamp wiring support)	14536
Bracket (front brake hose support)	2082	Bracket (intake manifold tube support)	9B470
Bracket (front bumper)	17752-3	Bracket (junction block)	14A298
Bracket (front fender mounting rear)	16C078	Bracket (left grille guard brace)	8B293-4
Bracket (front fender rear splash shield)	16264-5	Bracket (muffler & outlet pipe to frame)	5260
Bracket (front fender splash shield support)	16A142-3	Bracket (muffler inlet pipe upper)	5291
Bracket (front fender support)	5B104	Bracket (muffler outlet pipe support)	5277
Bracket (front fender to cowl side)	16A165	Bracket (muffler outlet pipe upper)	5A235
Bracket (front spring shackle)	5335-41	Bracket (muffler pipe to frame)	5A206
Bracket (front spring wind-up bumper)	5426	Bracket (muffler support)	5277
Bracket (front wheel splash shield)	16586	Bracket (muffler to frame)	5A204, 5A246
Bracket (fuel filter)	9180	Bracket (oil cooler tube)	6K759
Bracket (fuel line junction)	9G290	Bracket (oil cooler tube support)	6786
Bracket (fuel shut-off control mounting)	9764	Bracket (outlet pipe)	5260, 5277
Bracket (fuel tank guard)	9K037	Bracket (outlet pipe to frame)	5A206, 5271
Bracket (fuel tank insulator mounting)	9258	Bracket (parking brake air control valve)	2A730
Bracket (fuel tank leveling hose support)	9B013, 9B079	Bracket (parking brake cable support)	2649
Bracket (fuel tank selector valve)	9142	Bracket (parking brake control mounting)	2795
Bracket (fuel tank selector valve control cable)	9A045	Bracket (parking brake support)	2A696
Bracket (fuel tank support)	9A004-5	Bracket (parking brake to trans. case)	2654
Bracket (fuel tank support strap)	9A022	Bracket (parking lamp mounting)	13256
Bracket (fuel tube clip)	9338	Bracket (power brake booster mounting)	2031-2
Bracket (fuel vapor storage canister)	9D665	Bracket (P/S cylinder mounting)	3A652
Bracket (glow plug warning lamp)	15857	Bracket (P/S cylinder to idler arm)	3B617
Bracket (hand throttle control lever)	9824	Bracket (P/S hose)	3C510
Bracket (headlamp brace)	13A004-5	Bracket (P/S oil cooler)	3D744
Bracket (headlamp dimmer control mounting)	13655	Bracket (P/S pump adjusting)	3A732
Bracket (headlamp door mounting)	13A116	Bracket (P/S reservoir)	3A90
Bracket (htr. & A/C mounting)	18A457	Bracket (P/S reservoir oil filler tube)	3F525
Bracket (htr. & A/C outlet)	18C423	Bracket (radiator grille & headlamp guard hinge support)	18417
Bracket (htr. & A/C plenum chamber def. anti fail)	18K393	Bracket (radiator grille & headlamp guard mounting)	18413
Bracket (htr. & A/C cont. vacuum mtr.)	18B258	Bracket (radiator grille lower)	8A123
Bracket (htr. & A/C plenum chamber)	18A334	Bracket (radiator mounting)	5073-4
Bracket (htr. & A/C plenum chamber center)	18A345	Bracket (radiator shutter control thermostat hose)	8A481
Bracket (C/B radio microphone retaining)	18B813	Bracket (radiator shutter control thermostat to air cylinder tube)	8A092
Bracket (heater blower motor mounting)	18564, 18C615	Bracket (radiator supply tank tube)	8A357
Bracket (heater hose clamp support)	11994	Bracket (radiator support)	8A274
Bracket (heater temperature control cable)	18A677	Bracket (radiator support mounting)	5069-70
Bracket (hood check cable storage spring)	16B928	Bracket (radiator support to frame)	8A291
Bracket (hood hinge mounting on body)	16A614-5	Bracket (radio receiver mounting)	18888
Bracket (hood rod support mounting)	16A932	Bracket (radio speaker mounting)	18815
Bracket (hood stabilizer)	16B702	Bracket (rear air brake relay valve)	2A491
Bracket (hood stabilizer mounted on body)	16C798	Bracket (rear axle air shift Solenoid mounting)	4518
Bracket (hood stabilizer mounted on hood)	16C660	Bracket (rear axle control switch wiring)	4091
Bracket (horn mounting)	13830	Bracket (rear axle control valve mounting)	4077
Bracket (horn switch mounting)	13A937	Bracket (rear axle power divider differential lockout control)	4483
Bracket (horn warning actuator)	13A928	Bracket (rear axle power divider differential lockout control valve)	4533
Bracket (idler pulley support)	8680		
Bracket (ignition cable mounting)	12112		
Bracket (ignition current amplifier)	12A072		
Bracket (instrument panel dimmer switch)	10C969		



BUY IT NOW!

Click Here To Order



1973/79
TRUCK SERIES 600/900

ALPHABETICAL INDEX CHASSIS PARTS 7

INDEX

PART NAME	GROUP NUMBER	PART NAME	GROUP NUMBER
Notes: Δ Refer to page 1 of Paint Section			
B — Cont'd		B — Cont'd	
Bracket (rear axle power divider differential lockout coupling hose to cylinder hose tube)	4487	Bracket (trans. gearshift lever housing)	7E318
Bracket (rear axle shift control valve)	4A163	Bracket (trans. oil cooler mounting)	7B142
Bracket (rear axle torque arm)	4526	Bracket (trans. oil cooler tube)	7B147
Bracket (rear axle torque arm to frame)	5883	Bracket (trans. oil filler tube)	7A229
Bracket (rear brake hose support)	2073	Bracket (trans. rear support frame)	7B047
Bracket (rear lamp)	13469-71	Bracket (trans. regulator valve)	7B333
Bracket (rear license plate)	13406	Bracket (trans. retarder cable)	7A215
Bracket (rear shock absorber lower)	18132-3	Bracket (trans. retarder cable rear)	7997
Bracket (rear shock absorber to frame)	18A045	Bracket (trans. retarder cable to frame)	7-7961
Bracket (rear spring shackle)	5775	Bracket (trans. selector control cable)	7E381
Bracket (rear suspension mounting reinforcement)	5A822	Bracket (trans. shift control rod)	7A371, 7799
Bracket (rear suspension support beam)	5775	Bracket (trans. shift lever valve)	7B333
Bracket (rear view outside mirror)	17B713, 17727	Bracket (trans. support)	7108
Bracket (rear wheel parking brake cable to instrument panel)	2A474	Bracket (trans. to front support)	7B047
Bracket (running board brace pedal)	16575	Bracket (vacuum gauge mounting)	9C497
Bracket (running board brace R.H. and L.H.)	16581	Bracket (volt meter indicator mounting)	10847
Bracket (running board rear)	16486	Bracket (water filter mounting)	8A425
Bracket (starter cable support)	14A272	Bracket (water transfer connector)	8A561
Bracket (shift control lever)	7B013	Bracket (windshield washer reservoir mounting)	17614, 17651
Bracket (spare wheel carrier)	1443	Bracket (windshield wiper motor mounting)	17496-7
Bracket (speedo. adapter)	17335	Bracket (windshield wiper pivot shaft mounting)	17479
Bracket (speedo. cable support)	17263	Bracket (wiring clip)	14A284
Bracket (speedo. mounting)	17A273	Bracket (wiring shield)	14A217
Bracket (starter cable support)	14A272	Bracket assy. (accelerator cable)	9723
Bracket (starter motor relay mounting)	11509	Bracket assy. (accelerator to shaft housing)	9A882
Bracket (starter push button switch)	11A610	Bracket assy. (A/C control mounting)	19A884
Bracket (starting fluid reservoir mounting)	9A151	Bracket assy. (aux. trans. mounting front & rear)	7A047
Bracket (steering arm stop)	3C653	Bracket assy. (brake booster lever pivot)	2B311
Bracket (steering column to instrument panel)	3678	Bracket assy. (brake camshaft)	2310-1
Bracket (steering gear mounting)	3E552	Bracket assy. (brake skid control sensor)	2C084
Bracket (stop lamp switch mounting)	13A439	Bracket assy. (brake hose manifold)	2B197
Bracket (tachometer cable)	17361	Bracket assy. (cab to frame suspension arm)	5408
Bracket (tachometer mounting)	17368	Bracket assy. (cab mounting to spring)	5B404
Bracket (throttle control cable)	9A866	Bracket assy. (cab mounting latch)	5B399
Bracket (throttle module mounting)	9E730	Bracket assy. (carb. air shroud support)	9C670
Bracket (trailer brake air hose connector mounting)	2954	Bracket assy. (carb. choke control)	9595
Bracket (trailer brake air hose return spring)	2959	Bracket assy. (carb. throttle control)	9764
Bracket (trailer brake air hose support)	2533	Bracket assy. (clutch idler bellcrank lever pivot)	7B587
Bracket (trailer brake air protector valve mounting)	2527	Bracket assy. (clutch release equalizer eng.)	7A572
Bracket (trailer brake hose mounting)	2A080	Bracket assy. (clutch release equalizer to frame)	7507
Bracket (trailer control mounting)	2C007	Bracket assy. (eng. noise shield)	6E055
Bracket (trailer lamp plug mounting)	13A496	Bracket assy. (exhaust gas recirculation vacuum amplifier)	9E452
Bracket (transfer case control lever)	7A147	Bracket assy. (frame to body)	5A112-3
Bracket (transfer case mounting)	7A444	Bracket assy. (front bumper)	17B749-50
Bracket (trans. air filter)	7B333	Bracket assy. (front frame position)	5C096
Bracket (trans. aux. valve air filter)	7B333	Bracket assy. (front shock absorber lower)	18112-3
Bracket (trans. brake cable mounting)	7B116	Bracket assy. (front shock absorber to frame upper)	18183-4
Bracket (trans. control selector arm mounting)	7B017-8	Bracket assy. (fuel tank)	9045-6
Bracket (trans. control selector cable)	7E364	Bracket assy. (fuel tank compression member)	9B105
Bracket (trans. control selector shift cable)	7B019	Bracket assy. (fuel tank leveling hose support)	9A081
Bracket (trans. control selector stop)	7967	Bracket assy. (fuse junction panel mounting)	14A298
		Bracket assy. (headlamp adjusting nut)	13021



BUY IT NOW!

Click Here To Order

COPYRIGHT © 1980—

FORD MOTOR COMPANY

—DEARBORN, MICHIGAN

NEW ISSUE



INDEX

PART NAME	GROUP NUMBER	PART NAME	GROUP NUMBER
Notes: Δ Refer to page 1 of Paint Section			
B — Cont'd		B — Cont'd	
Bracket assy. (C/B radio speaker relay mounting)	18B824	Bumper (front spring)	5460
Bracket assy. (heater blower mounting)	18535	Bumper (hood)	16758-63
Bracket assy. (heater control mounting)	18531	Bumper (rear axle)	4730, 5783
Bracket assy. (heater mounting)	18A456	Bumper assy. (cab mounting rear)	5A160
Bracket assy. (idler pulley support)	8A653	Bumper assy. (hood hinge)	16C638-9
Bracket assy. (radiator grille opening side panel mounting)	8A214	Bus bar	14A439
Bracket assy. (radiator supply tank mounting)	8A082	Bus bar (relay to circuit breaker)	14A258
Bracket assy. (radio suppression shield)	19A154	Bus bar assy.	14A033
Bracket assy. (rear brake shoe anchor)	2A497-8	Bushing (accelerator pedal hinge)	9873
Bracket assy. (rear lamp to frame)	13433	Bushing (accelerator pedal lever pivot)	9C805
Bracket assy. (rear shock absorber upper)	18169	Bushing (accelerator shaft)	9A763
Bracket assy. (relay mounting)	14A323	Bushing (alternator mounting)	10B310
Bracket assy. (speed control servo)	9C787	Bushing (alternator shaft)	10C313
Bracket assy. (spotlight)	15320	Bushing (alternator rectifier insulator)	10A381
Bracket assy. (steering column support)	3B139	Bushing (brake camshaft)	2237
Bracket assy. (tilt cab locking cable)	5332	Bushing (brake carrier plate)	2237
Bracket assy. (tow pin)	17D924	Bushing (brake master cylinder)	2474
Bracket assy. (trailer lamp plug hanger)	13484	Bushing (brake master cylinder push rod)	2A309
Bracket assy. (trans. end shift cable)	7E381	Bushing (brake pedal)	2461
Bracket assy. (trans. retarder control valve lever)	7928	Bushing (cab forward hinge bracket)	5A371
Bracket assy. (turn indicator mounting)	13K025	Bushing (cab to frame suspension arm)	5387
Bracket assy. (wiring shield mounting)	14A226	Bushing (carb. throttle shaft)	9B508
Bracket & insulator kit (muffler outlet pipe)	5260	Bushing (clutch master cylinder)	2474
Bracket & strap assy. (vapor storage canister)	9D664	Bushing (clutch pedal)	2461
Bracket & switch assy. (backup lamp)	15520	Bushing (clutch pedal bellcrank lever)	7B586
Bracket & tee assy. (brake booster tube)	2B503	Bushing (clutch pedal shaft)	7508
Brake (starter motor drive)	11A018	Bushing (clutch pedal to idler lever rod)	7526
Brake assy. (rear wheel)	2209-10	Bushing (clutch release cross shaft)	7A615
Brake adjuster bolt repair kit (front air)	2090	Bushing (clutch release equalizer shaft)	7517
Brake adjuster retaining washer kit (rear air)	2130	Bushing (clutch release shaft)	7508
Brake adjusting screw link repair kit	2042	Bushing (distributor housing)	12120
Brake cylinder repair kit	2128, 2221	Bushing (distributor pilot bore)	12367
Brake repair kit (front wedge actuated air)	2B209	Bushing (eng. connecting rod)	6207
Brake repair kit (rear wedge actuated air)	2B214	Bushing (eng. governor shaft)	18219
Breaker assy. (distributor)	12151	Bushing (eng. valve guide)	6510
Breaker assy. (electrical circuit)	14526	Bushing (front air brake camshaft)	2290
Breaker assy. (electrical circuit glass tube)	14526	Bushing (front axle housing)	3C137
Breaker assy. (fusible link wire type)	14526	Bushing (front shock absorber)	18197
Breather (rear cross shaft housing)	4022	Bushing (front spring)	5348
Brush (starter motor)	11056	Bushing (front wheel spindle)	3109-10
Brush set (starter motor)	11057	Bushing (radiator & headlamp guard latch inner)	8B490
Brush & holder (A/C compressor)	2979	Bushing (rear axle differential bearing adjuster lock)	4156
Brush & spring set (alternator)	10347	Bushing (rear axle power divider case)	4575
Brush & terminal assy. (windshield wiper motor)	17B566	Bushing (rear axle power divider cluster gear)	4437-8
Brush & terminal set (alternator)	10347	Bushing (rear axle power divider output shaft)	4454
Bulb (lamp)	13465-6	Bushing (rear axle power divider pinion gear)	4422
Bulb assy. (headlamp sealed beam)	13007	Bushing (rear axle shift fork)	4094
Bulb assy. (sealed beam lamp)	15220	Bushing (rear axle shift push rod)	4394
Bulb (sealed beam)	15330	Bushing (rear axle to torque arm)	4381
Bumper (clutch & brake pedal)	7583	Bushing (rear axle torque arm adjustment)	4A126
Bumper (front)	17757	Bushing (rear shock absorber)	18197
Bumper (front axle)	3019-20	Bushing (rear spring)	5781
		Bushing (rear spring end)	5A598



BUY IT NOW!

Click Here To Order



1973/79
TRUCK SERIES 600/900

ALPHABETICAL INDEX CHASSIS PARTS 9

INDEX

PART NAME	GROUP NUMBER	PART NAME	GROUP NUMBER
Notes: Δ Refer to page 1 of Paint Section			
B — Cont'd		C — Cont'd	
Bushing (rear spring seat)	5A557	Cable assy. (dual battery)	14304
Bushing (rear suspension support beam)	5A593	Cable assy. (heater air)	18552
Bushing (rear suspension support beam stud)	5854	Cable assy. (heater temperature)	18518
Bushing (speedo. drive gear)	17K253	Cable assy. (hood check)	16B898
Bushing (speedo. driven gear)	17277, 17323	Cable assy. (parking brake air control valve)	2A768
Bushing (spring)	5781	Cable assy. (radio ant. lead-in)	18812
Bushing (spring shackle)	5791	Cable assy. (relay to starter motor)	14431
Bushing (starter motor brush end plate)	11052	Cable assy. (speedo.)	17260
Bushing (starter motor drive end housing)	11135	Cable assy. (tachometer)	17365
Bushing (starter motor lever housing)	11142	Cable assy. (trans. retarder valve)	7A650
Bushing (starter motor rear end plate)	11135	Cable & conduit (parking brake front)	2853
Bushing (steering idler arm shaft)	5A370	Cable & conduit assy. (trans. selector control)	7A650
Bushing (terminal)	14603	Cable kit (battery booster)	14300
Bushing (trans. adapter plate alignment)	7A702	Cage (steering column retaining ring)	3E728
Bushing (trans. clutch housing pedal shaft)	7508	Caliper assy. (front disc brake)	2B120
Bushing (trans. clutch release cross shaft)	7A615	Caliper Housing kit (front disc brake)	2K139
Bushing (trans. control selector arm)	7343	Caliper Piston kit (front disc brake)	2K395
Bushing (trans. cross shaft tube)	7808	Cam (carb. accelerator pump diaphragm operating)	9526
Bushing (trans. extension housing)	7A034	Cam (distributor)	12210
Bushing (trans. front oil pump)	7B258	Cam (parking brake band)	2632
Bushing (trans. gearshift lever shaft)	7335	Cam (turn indicator turn off)	13318
Bushing (trans. gearshift selector arm)	7A133	Cam assy. (carb. fast idle)	9597
Bushing (trans. input shaft)	7120	Camshaft (cab lock main hook)	5116
Bushing (trans. input shaft pilot)	7120	Camshaft (eng.)	6250
Bushing (trans. intermediate brake drum)	7D046	Camshaft (front air brake)	2230-1
Bushing (trans. outer shifter shaft)	7808	Camshaft (rear air brake)	2316-7
Bushing (trans. output shaft fourth speed gear)	7193	Camshaft & lever assy. (parking brake)	2A710
Bushing (trans. output shaft second speed gear)	7193	Canister assy. (fuel vapor storage)	9D653
Bushing (trans. output shaft third speed gear)	7193	Cap (air brake actuating wedge return spring)	2B206
Bushing (trans. retarder control valve lever bracket)	7A012	Cap (brake master cyl. filler)	2162
Bushing (trans. reverse idler gear)	7143	Cap (brake shoe adjusting)	2A041
Bushing (trans. sun gear shaft)	7B261	Cap (cab hinge)	5003
Bushing assy. (rear suspension support beam insulator)	5872-3	Cap (carb secondary adjustment diaphragm valve)	9507
Bushing assy. (support beam end)	5873	Cap (clutch master cyl. filler)	2162
Bushing assy. (trans. shift control rod bracket)	7A459	Cap (eng. oil filler)	6766
Button (brake control valve lever lock)	2B622	Cap (eng. support)	6A065
Button (distributor breaker plate support)	12072	Cap (front axle spindle pin)	3113
Button (horn)	13A805	Cap (front hub grease)	1131
Buzzer (low brake air pressure)	2573	Cap (front spring seat)	5A316
Buzzer assy. (brake skid control warning)	2C031	Cap (fuel vapor storage canister)	9E602
C		Cap (radiator)	8100
Cable (fuel pump connection)	9A372	Cap (radiator coolant recovery reservoir)	8K103
Cable (htr. & A/C air control inner)	18K312	Cap (rear brake air chamber breather)	2A488
Cable assy. (A/C temperature)	19988	Cap (rear suspension support beam saddle)	5875
Cable assy. (accelerator pedal to carb. throttle)	9A758	Cap (steering column shaft coupling pin)	3A529
Cable assy. (battery to ground)	14301	Cap (tachometer opening)	12B271
Cable assy. (battery to starter relay)	14300	Cap (trans. aux. countershaft rear bearing)	7195
Cable assy. (battery universal type)	14300	Cap (trans. aux. shift cyl.)	7195
Cable assy. (cab lock)	5B372	Cap (trans. control housing)	7220
Cable assy. (dash to eng. ground)	14303	Cap (trans. control selector housing)	7220
Cable assy. (defroster air)	18548	Cap (trans. countershaft rear bearing)	7195
		Cap (trans. gearshift lever housing)	7220
		Cap (trans. output shaft rear bearing)	7195
		Cap (universal joint knuckle dust)	4710



BUY IT NOW!

Click Here To Order

COPYRIGHT © 1980—

FORD MOTOR
COMPANY

—DEARBORN, MICHIGAN

NEW ISSUE



INDEX

PART NAME	GROUP NUMBER	PART NAME	GROUP NUMBER
Notes: Δ Refer to page 1 of Paint Section			
C — Cont'd		C — Cont'd	
Cap (vertical exhaust)	5C208	Clamp (exhaust manifold to cyl. block)	9443
Cap (water outlet)	8A500	Clamp (exhaust manifold to cyl. head)	9446
Cap (water outlet connection)	9486	Clamp (front axle spindle connecting rod)	3287
Cap assy. (air intake tube)	9661	Clamp (front spring)	5330
Cap assy. (eng. oil filler & breather)	6766	Clamp (heater hose)	18572
Cap assy. (fuel tank filler)	9030	Clamp (hood check cable storage spring)	168926
Cap assy. (P/S pump oil reservoir filler)	3A006	Clamp (hose)	8287,
Cap assortment (eng. oil filler & breather)	6766		9171,
Cap kit (steering column shaft dust)	3E554		19B679
Cap screw (rear air brake dust shield)	2318	Clamp (intake manifold to cyl. block)	9443
Capacitor (radio)	18827	Clamp (intake manifold to cyl. head)	9446
Capacitor (radio voltage regulator)	18832	Clamp (muffler crossover pipe)	5A231
Carburetor assy.	9510	Clamp (muffler inlet pipe)	5A231
Carburetor repair kit	9590	Clamp (muffler outlet pipe)	5A231
Carrier assy. (rear axle differential)	4141,	Clamp (muffler to frame)	5A215
	4341	Clamp (P/S cooling tube)	3B749
Carrier kit (rear axle differential)	4141	Clamp (P/S hose support)	3C750
Case (rear axle differential gear support)	4027,	Clamp (rear spring)	5724
	4127	Clamp (shutter air line)	8A110
Case assy. (front axle differential)	4204-5	Clamp (spoke wheel rim)	1042-3
Case assy. (rear axle differential)	4204-6	Clamp (steering column)	3506-7
Case assy. (rear axle power divider differential)	4404-6	Clamp (steering column shaft lower coupling)	3D699
Case assy. (transfer)	7005	Clamp (steering column to instrument panel)	3668
Case assy. (trans.)	7005,	Clamp (steering column tube to instrument panel bracket inner)	3699
	7006		
Case & coil assy. (starter motor solenoid)	11A026	Clamp (steering gear ball return guide)	3544
Case kit (rear axle differential carrier)	4204	Clamp (T-bolt)	9K652
Case kit (rear axle differential support)	4127	Clamp (trans. air filter)	8287
Catch assy. (A/C housing cover)	18C663	Clamp assy. (air cleaner)	9628
Catch assy. (heater housing cover)	18C663	Clamp assy. (air cleaner pipe)	9N832
Catch assy. (hood latch)	16C680-1	Clamp assy. (brake booster ring)	2350
Catcher (transfer case front output shaft oil)	7961	Clamp assy. (brake vacuum booster hose)	2344
Chain (eng. timing)	6268	Clamp assy. (fuel pump mounting)	9A406
Chamber assy. (front brake air)	2025	Clamp assy. (power brake reservoir)	2084
Chamber assy. (heater air plenum)	18471	Clamp assy. (primer reservoir mounting)	9B015
Chamber assy. (rear brake air)	2225	Clamp assy. (P/S mounting stud)	3A279
Channel (spare wheel carrier)	1443	Clamp & support assy. (brake booster vacuum reserve tank)	2084
Chassis (radio receiver)	18806		
Chassis & transmitter assy. C/B	18B806	Clamp kit (rear spring)	5724
Check valve repair kit (brake reservoir)	2B320	Cleaner assy. (brake vacuum booster air)	2363
Choke (radio receiver suppression)	18A952	Cleaner assy. (carb. air)	9600
Cigar lighter kit	15A044	Cleaners	Δ
Circuit (windshield wiper printed)	17A520	Clear vision aids	Δ
Circuit board kit (brake skid control monitor)	2C087	Clevis (brake air chamber operating rod)	2099
Circuit assy. (instrument cluster printed)	10K843	Clevis (parking brake bellcrank)	2A712
Clamp (A/C hoses)	19B679	Clevis (parking brake cable adjusting)	2854
Clamp (air cleaner dirt ejection valve heat shield)	9E611	Clevis (parking brake lever to cross shaft rod)	2857
Clamp (battery hold down)	10718	Clevis (parking brake rod)	2854
Clamp (brake air chamber)	2A470	Clevis (trans. gearshift rod)	7339
Clamp (brake tube support bracket)	2A407	Clevis assy. (trans. shift rod)	7339
Clamp (carb.)	9792	Clip (accelerator pedal retracting spring)	9750
Clamp (distributor terminal housing hold down)	12144	Clip (bowden cable retainer)	18B555
Clamp (distributor to cyl. head)	12270	Clip (brake booster vacuum hose)	2B361
Clamp (eng. oil filler pipe)	6A759	Clip (brake cable)	2814
Clamp (exhaust air supply tube)	9D436	Clip (brake line)	2244
		Clip (brake release lever retracting spring)	2442
		Clip (brake system)	2279



BUY IT NOW!

Click Here To Order



1973/79 ALPHABETICAL INDEX CHASSIS PARTS 11
TRUCK SERIES 600/900

INDEX

PART NAME	GROUP NUMBER	PART NAME	GROUP NUMBER
Notes: Δ Refer to page 1 of Paint Section			
C — Cont'd		C — Cont'd	
Clip (carb. accelerator pump link rod)	9825	Cone & roller (transfer case rear output shaft)	7065
Clip (emergency indicator switch mounting)	13B321	Cone & roller assy. (rear wheel & differential bearing)	1244
Clip (fuel filter bracket)	9B281	Cone & roller assy. (rear wheel outer bearing)	1240
Clip (headlamp spring anchor)	13088	Cone & roller assy. (trans. countershaft)	1240
Clip (rear axle drive shaft universal joint bearing retainer lock)	4A310	Connector (air cleaner duct inlet)	9E868
Clip (rear axle shift control tube)	4A289	Connector (air cleaner duct to manifold)	9E869
Clip (regulator switch)	14570	Connector (emission vacuum control)	9E499
Clip (starter motor solenoid switch lock)	11A036	Connection (eng. air inlet)	9C674
Clip (trans. diaphragm retainer)	7F006	Connection (front brake cyl. inlet)	2080
Clip (trans. first & reverse shift fork)	7C072	Connection (water outlet)	8592
Clip (turn indicator cover)	13377	Connector (A/C register)	19C732
Clip (turn indicator switch mounting)	13B321	Connector (brake air supply to stop light switch)	2A292
Clip (window regulator switch retainer)	14559	Connector (brake pipe to rear axle housing)	2074
Clip (windshield wiper adapter & connecting arm)	17531	Connector (cab safety tilt valve)	5A393
Clip (wire retainer)	14A169	Connector (eng. to trans. vacuum tube front & rear)	7B087
Clock assy.	15000	Connector (fuel injection pump inlet)	9F508
Cluster assy. (instrument)	9271	Connector (fuel vapor tube—female)	9D685
Clutch (rear axle power divider input)	4556	Connector (heater hose)	18A658
Clutch (trans. aux. sliding)	7B338	Connector (heater inlet)	18A568
Clutch (trans. output shaft sliding)	7103	Connector (muffler inlet pipe)	5B286
Clutch (trans. output shaft third and fourth speed)	7A061	Connector (oil pressure gauge)	9474
Clutch (trans. second & third speed synchronizer)	7105	Connector (P/S pump reservoir return)	3-3542
Clutch assy. (trans. overrunning)	7A089	Connector (starter motor switch)	11072
Clutch & bracket assy. (fan)	8A627	Connector (tachometer cable)	17K267
Cock assy. (intake manifold air vent)	9412	Connector (trans. oil cooler)	7E319
Coil (starter motor field)	11083-6	Connector (voltage regulator)	10A730
Coil assy. (ignition less mounting strap)	12029	Connector (water inlet)	8K528
Coil assy. (alternator rotor)	10327	Connector (water transfer)	8A560
Collar (brake adjusting link)	2A191	Connector (windshield wiper vacuum pump to intake manifold tube)	17491
Collar (distributor shaft)	12195	Connector (wire)	14488
Collar (rear axle lockout shift push rod)	4569	Connector assy. (A/C register)	19C626-7
Collar (trans. first & second speed clutch gears)	7A063	Connector assy. (C/B radio ant. lead in)	18A812
Collar (trans. first, second & third speed clutch)	7A061	Connector assy. (exhaust gas recirculating vacuum control)	9E455
Collar (trans. output shaft clutch)	7A061	Connector assy. (rear axle air shift control)	4A286
Collar kit (trans. aux. output shaft first and second speed)	7100	Connector assy. (trans. oil tube)	7D273
Collector (air cleaner dust)	9C673	Connector assy. (wiring)	14487
Compressor assy. (A/C)	19703	Connector & adapter assy. (compressor air intake)	2991
Compressor assy. (vacuum air horn)	13801	Contact (horn button)	3631
Condenser assy. (A/C roof mounted)	19710	Contact (starter motor solenoid)	11A027
Condenser assy. (distributor)	12300	Contact & spring assy. (horn blowing)	13864
Condenser assy. (radio)	18827	Control (trans. main)	7A100
Conduit & cable assy. (trans. selector)	7A650	Control assy. (cab lock)	5B410
Cone & roller (front axle differential bearing)	4221	Control assy. (carb. choke)	9700
Cone & roller (front axle driving pinion bearing)	4630	Control assy. (carb. throttle)	9775
Cone & roller (front wheel bearing inner or differential bearing)	1201	Control assy. (eng. compression release)	6A540
Cone & roller (front wheel bearing outer)	1216	Control assy. (engine governor)	12A458
Cone & roller (rear axle differential bearing)	4221	Control assy. (eng. start ether injection)	9775
Cone & roller (rear axle driving pinion)	4621	Control assy. (fuel shut-off)	9700
Cone & roller (rear axle driving pinion bearing)	4630	Control assy. (fuel tank selector valve)	9A334
Cone & roller (rear axle power divider differential gear)	4561	Control assy. (heater)	18549
Cone & roller (transfer case idler shaft bearing)	4630	Control assy. (parking brake)	2780
		Control assy. (radiator shutter)	8476



BUY IT NOW!

Click Here To Order



COPYRIGHT © 1980—

FORD MOTOR
COMPANY

—DEARBORN, MICHIGAN

NEW ISSUE

INDEX

PART NAME	GROUP NUMBER	PART NAME	GROUP NUMBER
Notes: Δ Refer to page 1 of Paint Section			
C — Cont'd		C — Cont'd	
Control assy. (radio speaker headphone volume)	18972	Cover (carb. secondary throttle diaphragm)	9507
Control assy. (windshield wiper)	17470	Cover (clutch housing)	7564
Controller (brake skid control modulator)	2C065	Cover (clutch housing dust)	7564
Converter assy. (trans. rebuilt)	7902	Cover (eng. cyl. block oil filter opening)	6A659
Coolant recovery kit	8522	Cover (eng. cyl. head water outlet)	6C011
Cooler assy. (eng. crankcase oil)	6A642	Cover (eng. fuel pump opening)	6095
Cooler (fan clutch oil)	8B647	Cover (eng. oil filter)	6737
Cooler assy. (P/S oil)	3D746	Cover (eng. oil level indicator opening)	6B631
Cooler assy. (trans. oil)	7A095	Cover (eng. valve push rod)	6519
Cooling system aids	Δ	Cover (fan clutch)	8B646
Core (speedo. drive)	17262	Cover (front cross shaft control housing end)	7817
Core assy. (A/C condenser)	19712	Cover (fuel pump connection block)	9A362
Core assy. (A/C evaporator)	19860	Cover (fuel pump diaphragm pulsator)	9A359
Core assy. (heater)	18476	Cover (heater control switch opening)	18C635
Core & plate assy. (speedo. driven gear)	17324	Cover (heater housing rear)	18K358
Countershaft (trans.)	7111	Cover (heater housing upper)	18K369
Countershaft (trans. aux.)	7111, 7113	Cover (instrument cluster housing)	10A855
		Cover (junction block)	14456
Countershaft (trans. low and reverse)	7111	Cover (P/S drag link control valve dust)	3-3714
Coupler (P/S pump drive)	3E526	Cover (radiator grille guard brace opening)	8B323
Coupling (air brake front brake line)	18717	Cover (rear axle differential carrier)	4052
Coupling (compressor drive)	2A945	Cover (rear axle electric shift drive screw bearing)	4074
Coupling (frame fuel line)	9B321	Cover (rear axle electric shift housing)	4052
Coupling (steering gear input shaft to steering column shaft)	3A525	Cover (rear axle housing)	4101
		Cover (rear axle oil filter)	4A320
Coupling (trans. aux. drive gear)	7113	Cover (rear axle power divider)	4428
Coupling assy. (A/C self-sealing)	19B595-6	Cover (rear axle power divider differential lockout)	4727
Coupling assy. (brake hose)	2A384	Cover (rear axle power divider output shaft bearing)	4729
Coupling shaft (rear axle inter trans.)	4385	Cover (rear axle shift cyl.)	4727
Coupling shaft assy.	4816-7	Cover (rear lamp housing access)	13N492
Coupling shaft assy. (P.T.O.)	7A167	Cover (speedometer drive hole)	2092
Cover (A/C automatic temp. control sensor)	19C818	Cover (starter motor plunger)	11060
Cover (A/C compressor suction)	19D655	Cover (steering gear dust)	3332
Cover (A/C evaporator front)	19058	Cover (steering gear sector shaft housing)	3580
Cover (A/C & heater evaporator case)	19B736	Cover (steering gear shaft & worm)	3568,
Cover (A/C hose)	19C791-3		3597
Cover (A/C housing upper)	18K369	Cover (tachometer opening)	17187
Cover (A/C register louver opening)	19D585	Cover (transfer case)	7222
Cover (A/C & htr. vacuum control motor)	18A463	Cover (trans. aux. air shift)	7C035
Cover (A/C & htr. outlet duct)	18633	Cover (trans. aux. case end)	7B332
Cover (air cleaner vent)	16A668	Cover (trans. aux. rear bearing)	7085
Cover (alternator brush)	10B367	Cover (trans. aux. shift cyl.)	7C035
Cover (alternator brush spring)	10A340	Cover (trans. case rear)	7B332
Cover (alternator rectifier)	10353	Cover (trans. clutch housing dust)	7564
Cover (alternator terminal)	10A375	Cover (trans. converter housing)	7985
Cover (battery terminal insulating)	14277	Cover (trans. converter housing lower)	7986
Cover (brake adjusting hole)	2092	Cover (trans. countershaft brake piston)	7C035
Cover (brake booster reservoir)	2162	Cover (trans. gearshift shaft lock plunger spring)	7B227
Cover (brake cyl.)	2055	Cover (trans. gearshift spring)	7B227
Cover (brake dust shield)	2A214	Cover (trans. intermediate band servo)	7D027
Cover (brake rear wedge adjusting nut boot)	2B211	Cover (trans. oil filter)	7C013
Cover (brake skid control modulator)	2C056	Cover (trans. P.T.O.)	7165
Cover (carb. economizer valve)	9930	Cover (trans. rear cross shaft housing)	7B332
Cover (carb. governor body)	9981	Cover (trans. remote control housing)	7B332
Cover (carb. governor diaphragm)	9507		



BUY IT NOW!

Click Here To Order



1973/79
TRUCK SERIES 600/900

INDEX

PART NAME	GROUP NUMBER	PART NAME	GROUP NUMBER
Notes: Δ Refer to page 1 of Paint Section			
C — Cont'd		C — Cont'd	
Cover (thermo choke heater supply)	9A705	Cup (steering gear worm bearing)	3552-3
Cover (voltage regulator)	10563	Cup (trans. countershaft bearing)	1202, 4628, 7169
Cover (warning indicator panel)	10C981		
Cover (water pump)	8508		
Cover (windshield washer reservoir)	17632	Cup (trans. input shaft bearing)	4628
Cover (windshield wiper motor access)	17B459-60	Cup (transfer case idler shaft bearing)	4628
Cover (windshield wiper motor gear)	17A511	Cup (transfer case rear output shaft bearing)	1202, 7169
Cover (wiring shield)	14A390		
Cover assy. (air cleaner)	9B646	Cup assy. (air cleaner oil)	9658
Cover assy. (A/C & htr. control motor)	18A363	Cup assy. (windshield wiper motor)	17A534
Cover assy. (brake air chamber cyl.)	2A469	Cup & bearing (front axle driving pinion)	4616-21
Cover assy. (brake booster control valve)	2326	Cup & bearing (front axle spindle arm pin)	4616-21
Cover assy. (carb. accelerator pump)	9528	Cup & magnet assy. (windshield wiper motor)	17B584
Cover assy. (distributor breaker)	12239	Cup, cone & roller (front wheel hub)	1239-43
Cover assy. (eng. cyl. front)	6019	Cushion (radiator grille opening side panel mounting)	8A320
Cover assy. (eng. noise shield)	6L080	Cylinder (brake air chamber)	2A463
Cover assy. (eng. valve rocker arm)	6582	Cylinder (brake booster control valve)	2417
Cover assy. (fuse junction panel box)	14A076	Cylinder (brake booster hydraulic)	2425
Cover assy. (heater housing front)	18C313	Cylinder (cab lock hydraulic)	5C384
Cover assy. (heater housing rear)	18B447	Cylinder (clutch slave)	7A508
Cover assy. (P/S housing seal)	3E592	Cylinder (housing assy. cab lock)	5B384
Cover assy. (P/S pump housing)	3A698	Cylinder (rear axle power divider differential lockout)	4467
Cover assy. (power divider relief valve pump)	4A090	Cylinder (slide assy. cab lock)	5D384
Cover assy. (rear axle housing)	4033	Cylinder (trans. forward clutch)	7A360
Cover assy. (trans. air shift cylinder)	7306		
Cover assy. (windshield wiper motor)	17C541	Cylinder assy. (brake)	2061-2, 2261-2
Cover assy. (wire connector)	14A593		
Cover & brush assy. (alternator)	10B363	Cylinder assy. (brake master)	2140
Cover kit (carb. accelerator pump)	9528	Cylinder assy. (clutch master)	7A543
Covering (brake tube)	2B452	Cylinder assy. (eng.)	6009
Crank (trans. cross shaft)	7A375	Cylinder assy. (fuel shut-off)	9K767
Crankshaft assy. (eng.)	6303	Cylinder assy. (P/S)	3A540
Cross member (frame)	5025-36	Cylinder assy. (radiator shutter control)	8A175
Cross member (frame)	5C107-8	Cylinder assy. (rear axle power divider differential lockout)	4467
Cross member (transfer case mounting)	7A047	Cylinder assy. (trans. aux. air shift)	7B284
Cup (booster hydraulic cyl. piston)	2408	Cylinder assy. (trans. aux. drive gearshift)	7B284
Cup (brake booster vacuum control valve piston)	2399	Cylinder & key assy. (ignition switch lock)	11582
Cup (brake cyl.)	2201	Cylinder & shaft assy. (A/C compressor)	19D654
Cup (brake master cyl. secondary)	2170	Cylinder kit (cab lift)	5A364
Cup (brake shoe hold down spring)	2066	Cylinder repair kit (brake)	2128, 2221-2
Cup (brake vacuum booster hydraulic cyl. piston)	2408		
Cup (distributor oil)	10141	Cylinder repair kit (brake master)	2004
Cup (front axle differential bearing)	4222	Cylinder repair kit (clutch master)	7578
Cup (front axle idler shaft bearing)	4628	Cylinder repair kit (clutch slave)	7560
Cup (front wheel bearing)	1202		
Cup (front wheel outer bearing)	1217	D	
Cup (rear axle differential bearing)	1202, 1239, 1243, 4222	Damper (brake retracting spring)	2A296
		Dashpot assy. (carb.)	9B549
		Decal (fan warning)	8653
		Deflector (A/C air outlet)	18B556
		Deflector (aux. trans. yoke oil seal dust)	7961
Cup (rear axle driving pinion bearing)	4616, 4628	Deflector (eng. heat)	6A683
		Deflector (heater air outlet)	18B556
Cup (rear axle power divider differential gear bearing)	4561	Deflector (parking brake oil)	2B614
Cup (starter motor drive)	11A007	Deflector (radiator air)	8326-7
Cup (starter motor drive spring retaining)	11A016		



BUY IT NOW!

Click Here To Order



INDEX

PART NAME	GROUP NUMBER	PART NAME	GROUP NUMBER
Notes: Δ Refer to page 1 of Paint Section			
D — Cont'd		D — Cont'd	
Deflector (rear axle driving pinion oil seal)	4859	Dowel (eng. cyl. block)	6397
Deflector (top speed register)	19A771	Dowel (eng. cyl. head to cyl. block)	6A008
Deflector assy. (radiator air side)	8310-1	Dowel (trans. case)	7B362
Dehydrator & receiver tank assy. (A/C)	19959	Drain (alternator regulator)	10A594
Detent (air brake shoe actuator adjusting)	2B008	Draincock (radiator or cyl. block)	8115
Dial (brake control valve modulating spring)	2B271	Drain pipe (air brake reservoir)	18765
Dial (instrument cluster warning lamp)	10960	Drive assy. (starter motor)	11350
Dial (trans. control selector)	7B033	Drive spring kit (rear axle electric shift)	4081
Dial (trans. gearshift indicator)	15805	Driver (windshield wiper motor arm)	17511
Diaphragm (brake air chamber)	2325	Driveshaft assy.	4602, 4A603
Diaphragm (brake vacuum booster body)	2394		
Diaphragm (brake vacuum booster control valve)	2391	Drive tip (speedo, cable)	17B322
Diaphragm (fuel injector pump damper)	9M500	Drive tip (tachometer cable)	17B322
Diaphragm (fuel pump pulsator)	9A358	Drum (front brake)	1125
Diaphragm (rear axle air shift)	4038	Drum (parking brake)	2614
Diaphragm assy. (carb. accelerator pump)	9B559	Drum (rear axle oil collector)	4028
Diaphragm assy. (carb. governor)	9503	Drum (rear brake)	1126
Diaphragm assy. (distributor)	12370	Drum assy. (trans. intermediate brake)	7D044
Diaphragm assy. (fuel pump)	9398	Duct (air cleaner shroud to air intake tube)	9A674
Diaphragm assy. (rear axle power divider differential lockout cyl.)	4497	Duct (A/C & htr. outlet front R & LH)	18C298-9
		Duct (A/C & htr. inlet)	18457
Diaphragm assy. (trans. high clutch)	7C339	Duct (defroster)	19098
Diaphragm assy. (trans. vacuum throttle valve)	7A377	Duct (heater inlet)	18A385, 18A621
Differential assy. (rear axle)	4200, 4300	Duct (htr. outlet)	18B490
Differential & carrier assy.	4200	Duct assy. (A/C air outlet)	18633
Diode (alternator negative)	10378	Duct assy. (A/C & heater outlet)	19C633
Diode (alternator positive)	10374	Duct assy. (A/C evaporator to register)	19B680
Diode assy. (lamp failure indicator)	10C912	Duct assy. (air cleaner air less grille)	9671
Disc (clutch brake)	7A597	Duct assy. (heater air inlet)	18B259
Disc (radio receiver tone control)	18830	Duct assy. (heater air outlet)	18633
Disc assy. (brake skid control rear)	2C212	Duct assy. (heater outlet to floor)	18C433
Disc assy. (brake vacuum booster control valve)	2308	Duct assy. (sleeper unit)	18462
Disc assy. (clutch)	7550	Duct & connector assy. (A/C & heater)	19C932
Discharge line (A/C compressor to condenser)	19D590, 19862, 19972	Duct & valve assy. (air cleaner air)	9A626
		Dust shield (rear brake carrier)	2214-5
Distributor assy.	12127	Dusting cloth	Δ
Distributor & governor assy. (less terminal housing & rotor)	12102	E	
Distributor repair kit	12000	Eccentric (camshaft fuel pump drive)	6287
Door (A/C blender air)	19469	Economizer assy. (carb.)	9A565
Door (A/C cover storage compt.)	18C658	Economizer kit (carb.)	9A565
Door (fog lamp)	15214	Elbow (air brake air line)	18727
Door (headlamp)	13064	Elbow (eng. crankcase vent hose)	6767
Door (heater blender air)	19469	Elbow (exhaust air supply pump outlet)	9C475
Door (heater cover storage compt.)	18C658	Elbow (fuel vapor storage canister vent connection)	9E796
Door (heater defroster air)	18A478	Elbow (heater)	18K427
Door (rear license plate lamp)	13566	Elbow (heater hose)	18599
Door assy. (A/C air damper)	18A361	Elbow (rear axle brake booster 45 degrees)	4087
Door assy. (A/C & htr. plenum & def. nozzle)	18A420	Elbow (trans. air hose)	7B417
Door assy. (heater blower)	18B254	Elbow (trans. oil temperature warning switch)	7861
Door & frame assy. (A/C & htr. air inlet)	18C409	Elbow assy. (windshield wiper motor air intake)	17B497
Door & handle assy. (A/C air)	18C628	Electrolyte (battery)	10656
Door & handle assy. (heater air)	18C628	Element (P/S reservoir filter)	3C602
		Element (trans. oil filter)	7C012



BUY IT NOW!

Click Here To Order



INDEX

PART NAME	GROUP NUMBER	PART NAME	GROUP NUMBER
Notes: Δ Refer to page 1 of Paint Section			
E — Cont'd		F — Cont'd	
Element assy. (carb. or eng. air cleaner)	9601	Filter and regulator (trans. air control)	7B265
Element assy. (cigar lighter)	15054	Finger (trans. gearshift lever first & reverse shift)	7813
Element assy. (eng. oil filter)	6731	Finger (trans. rear cross shaft first & reverse shift)	7813
Element assy. (fuel filter)	9365	Finger (trans. reverse shift)	7C015, 7813
Element assy. (P/S oil reservoir filter)	3C601-2		
Element assy. (rear axle oil filter)	4A318	Finger (trans. shift first & reverse shift)	7813
Eliminator assy. (eng. air cleaner moisture)	9E651	Finger (trans. shift control inner)	7B109, 7810, 7811
Enclosure assy. (radio speaker)	18978		
End (front wheel spindle connecting rod)	3A130-1		
End assy. (brake skid control modulator)	2C071	Fire extinguisher kit	19B540
Engine assy.	6007	Fitting (air brake frame hose to tube)	18713
Engine reconditioning paint	Δ	Fitting (brake manifold)	2535
Engine starting fluid	Δ	Fitting (brake master cyl. outlet)	2076
Equalizer (rear spring center)	5885	Fitting (carb. fast idle adjusting screw)	9B503
Escutcheon (radio receiver)	18809	Fitting (carb. fuel inlet)	9A520
Exciter (brake skid control sensor)	2C017	Fitting (carb. secondary diaphragm vent filter)	9A520
Extension (air cleaner air inner duct)	9B616	Fitting (clutch master cyl. outlet)	2076
Extension (brake master cyl. link)	2146	Fitting (eng. oil filter hose)	6748
Extension (cab mounting rear frame sidemember, inner)	5A411	Fitting (flare)	19D695
Extension (cab to frame rear support)	5A359	Fitting (front axle spindle grease)	3C135-6
Extension (clutch release bearing lube fitting)	7B577	Fitting (fuel pump inlet)	9241
Extension (frame side member)	5023	Fitting (heater hose connection)	9A455
Extension (front fender rear lower)	16B160-1	Fitting (oil cool hose)	6B853
Extension (fuel pump mounting bracket)	9A408	Fitting (oil pressure sender to eng. governor)	9B339
Extension (hood rear quarter reinforcement)	16B950-1	Fitting (P/S pressure line)	3644
Extension (muffler outlet pipe)	5263	Fitting (P/S pump valve outlet)	3D654
Extension (running board apron panel)	16562-3	Fitting (water filter hose)	8A432
Extension assy. (air cleaner air inner duct)	9B629	Fitting assy. (intake manifold vacuum outlet)	9A474
Exterior lamp warning buzzer kit	14931	Fitting assy. (P/S pressure base)	3D644
Exterior paint	Δ	Flange (aux. trans. input shaft)	7089
Eye assy. (P/S cyl.)	3B618	Flange (aux. trans. output shaft)	7089
		Flange (coupling shaft universal joint)	4865
		Flange (front axle drive)	1245
Fan assy. (alternator)	10A310	Flange (heater air inlet duct)	18A443
Fan assy. (heater blower)	18504	Flange (P/S pump mounting)	3K505
		Flange (starter motor coil retainer)	11106
Fan blade assy.	8600	Flange (steering column tube)	3511
Fender (front)	16005-6	Flange (transfer case brake drum)	7089
Field (A/C compressor w/pilot bushing)	2987	Flange (transfer case input shaft)	7089
Filler (carb. accelerator pump cavity)	9F565	Flange (transfer case output shaft)	7089
Filler (front fender rear)	16A016-7	Flange (transfer case output shaft)	7B214
Filler (hood panel)	16C606	Flange (trans. input shaft)	7089
Filler (hood panel rear)	16A694-5	Flange (trans. output shaft)	7089
Filler panel (radiator grille opening)	8C006-7	Flange (universal joint spline)	7089
Filler plate (brake dust shield)	2217	Flange (wheel rim)	1099
Filter (A/C and heater control light)	19D556	Flange assy. (universal joint)	4351, 4465, 4851
Filter (air chamber breather cap)	2C488		
Filter (carb. secondary diaphragm vent)	9C791		
Filter (fuel gauge tank unit)	9A011	Flange & retainer assy. (steering column tube)	3681
Filter (instrument cluster lamp)	10B870	Flasher assy. (turn indicator)	13350
Filter (trans. air)	7330	Float assy. (carb.)	9550
Filter assy. (eng. crankcase vent oil separator)	6A631	Float assy. (fuel tank sender)	9202
Filter assy. (eng. oil)	6714	Flywheel ring, spring plate & hub assy. (clutch pressure plate)	7571
Filter assy. (fuel)	9155		
Filter assy. (rear axle power divider oil)	4A420		
Filter assy. (water)	8A424	Flywheel assy. (eng.)	6375



BUY IT NOW!

Click Here To Order

COPYRIGHT © 1980—

FORD MOTOR
COMPANY

—DEARBORN, MICHIGAN

NEW ISSUE



INDEX

PART NAME	GROUP NUMBER	PART NAME	GROUP NUMBER
Notes: Δ Refer to page 1 of Paint Section			
F — Cont'd		G — Cont'd	
Fork (rear axle power divider differential lockout shift)	4450	Gasket (carb. main metering body)	9A518
Fork (transfer case gearshifter)	7289	Gasket (carb. shaft backup plate)	9B507
Fork (trans. aux. shift)	7B283	Gasket (carb. throttle body to main body)	9516
Fork (trans. gearshifter)	7230,	Gasket (carb. throttle operating shaft)	9B510
	7231,	Gasket (carb. to governor)	9447
	7B283,	Gasket (carb. to intake manifold)	9447
	7289	Gasket (carb. to intake manifold spacer)	9C477
Fork (trans. gearshifter fourth & fifth gear)	7230	Gasket (carb. valve seat lock screw)	9A522
Fork (trans. second & third gearshifter)	7289	Gasket (cylinder head water outlet)	8269
Fork & rod (trans. aux. shift)	7230	Gasket (distributor base)	12143
Fork & roller assy. (rear axle differential shift)	4045	Gasket (dome lamp)	13A706
Fork & shaft (trans. gearshift)	7230-1	Gasket (eng. air compressor adaptor)	6B610
Frame (license plate)	17A387	Gasket (eng. cylinder front cover)	6020
Frame (radio speaker housing mounting)	19A161	Gasket (eng. cylinder head)	6051
Frame assy.	5005-6	Gasket (eng. governor body)	18229
Frame assy. (A/C & heater air damper door inlet)	18B625	Gasket (eng. oil filler & breather cap)	6789
Front end assy. (fiberglass)	16000	Gasket (eng. oil filler tube adapter)	6K899
Front pump relief valve & spring kit	7A135	Gasket (eng. oil filter adapter to cylinder block)	6A636
Fuel filter line	9156	Gasket (eng. oil filter center bolt to cover)	6749
Fuel line	9282	Gasket (eng. oil filter cover)	6885
Fuse assy. (cigar lighter)	14429	Gasket (eng. oil level indicator boss)	6753
		Gasket (eng. oil level indicator opening cover)	6A682
G			
Gasket (A/C compressor charging screw)	19D661	Gasket (eng. oil pan)	6710-1
Gasket (air compressor mounting surface cover)	2946	Gasket (eng. oil pan drain plug)	6734
Gasket (air compressor to mounting adaptor)	2895,	Gasket (eng. oil pump inlet tube)	6626
	2B885	Gasket (eng. oil pump to block)	6659
Gasket (A/C & heater control lens)	18C260	Gasket (eng. valve push rod cover)	6521
Gasket (air cleaner)	9673	Gasket (eng. valve rocker arm cover)	6584
Gasket (air cleaner air inlet connector)	9D634	Gasket (exhaust air supply tube)	9C435
Gasket (air cleaner to carb.)	9654	Gasket (exhaust gas recirculation valve)	9D476
Gasket (air cleaner to eng.)	9654	Gasket (exhaust gas recirculation valve adapter)	9E464
Gasket (alternator brush cover)	10B368	Gasket (exhaust manifold)	9448
Gasket (alternator frt. bearing)	10C326	Gasket (fog lamp housing)	15K243
Gasket (alternator rectifier cover)	10623	Gasket (fog lamp lens)	15A238
Gasket (booster vacuum control valve body cover)	2479	Gasket (front air brake slinger)	1152
Gasket (brake & clutch system)	2151-4	Gasket (front axle differential carrier)	4035
Gasket (brake booster)	2437	Gasket (front axle driving pinion grease retainer support)	4507
Gasket (brake booster diaphragm)	2167	Gasket (front axle spindle pin cap)	3114
Gasket (brake booster hydraulic cyl.)	2493	Gasket (front brake grease baffle)	1193
Gasket (brake liner connector)	2149	Gasket (front cross shaft control housing end cover)	7806
Gasket (brake master cylinder filler cap)	2167	Gasket (front turn indicator lamp lens)	13330
Gasket (brake vacuum pump mounting)	2A453	Gasket (front wheel hub & grease cap)	1153
Gasket (carb. booster venturi support)	9A536	Gasket (fuel filter bowl)	9364
Gasket (carb. discharge pump nozzle)	9580	Gasket (fuel filter element)	9366
Gasket (carb. economizer)	9A588	Gasket (fuel gauge tank unit)	9276
Gasket (carb. economizer cover)	9563	Gasket (fuel pump connection block)	9A373
Gasket (carb. economizer valve)	9A588	Gasket (fuel pump discharge hose retainer)	9A375
Gasket (carb. float bowl)	9561	Gasket (fuel pump mounting)	9417
Gasket (carb. float bowl screw)	9592	Gasket (fuel vapor valve)	9J588
Gasket (carb. fuel inlet fitting)	9229	Gasket (gear cover windshield wiper motor)	17471
Gasket (carb. fuel inlet needle seat)	9569	Gasket (governor mounting)	12495
Gasket (carb. fuel level check plug)	9569	Gasket (headlamp mounting)	13044
Gasket (carb. governor body)	9853		
Gasket (carb. governor body cover)	9982		



BUY IT NOW!

Click Here To Order



INDEX

PART NAME	GROUP NUMBER	PART NAME	GROUP NUMBER
Notes: Δ Refer to page 1 of Paint Section			
G — Cont'd		G — Cont'd	
Gasket (heater blower motor mounting)	19092	Gasket (trans. aux. case)	7223, 7B353
Gasket (instrument cluster anti-squeak)	10989	Gasket (trans. aux. countershaft rear bearing cover)	7181
Gasket (intake manifold to cylinder block)	9461	Gasket (trans. aux. shift cylinder)	7181, 7B228
Gasket (intake manifold to cylinder head)	9439-41	Gasket (trans. aux. shift cyl. cover)	7181
Gasket (manifold)	9450	Gasket (trans. case access cover)	7223
Gasket (marker lamp body)	15451	Gasket (trans. case rear end cover)	7B343
Gasket (marker lens)	15A402	Gasket (trans. case rear plate)	7B343
Gasket (parking brake oil deflector)	2C614	Gasket (trans. clutch housing to case)	7A619
Gasket (parking lamp lens)	13211	Gasket (trans. control housing end cover)	7806
Gasket (P/S gear control valve)	3E571	Gasket (trans. converter impeller hub)	7916
Gasket (P/S pressure relief valve)	3B606	Gasket (trans. countershaft bearing cap)	7181
Gasket (P/S pump mounting)	3K506	Gasket (trans. countershaft front bearing retainer)	7051, 7181
Gasket (P/S pump oil reservoir cover)	3A642	Gasket (trans. countershaft rear bearing adapter)	7B223
Gasket (radiator by-pass water tube)	8563	Gasket (trans. extension housing)	7086
Gasket (radiator shutter control)	8B288	Gasket (trans. extension housing to case)	7086
Gasket (radiator tank lower)	8B379	Gasket (trans. extension housing to rear oil pump)	7086
Gasket (radiator tank upper)	8B378	Gasket (trans. front output shaft rear bearing retainer)	7086
Gasket (rear axle cover to housing)	4036	Gasket (trans. front to rear case)	7223
Gasket (rear axle differential carrier)	4035, 4073	Gasket (trans. gearshift housing)	7223
Gasket (rear axle differential center housing)	4885	Gasket (trans. gearshift housing cap)	7207
Gasket (rear axle driving pinion bearing sleeve)	4662	Gasket (trans. gearshift lever housing)	7207
Gasket (rear axle driving pinion grease retainer support)	4507	Gasket (trans. gearshift lever housing to adapter)	7185
Gasket (rear axle electric shift drive screw bearing cover)	4092	Gasket (trans. gearshift lever housing to gearshift housing)	7185
Gasket (rear axle housing plug)	4A230	Gasket (trans. gearshift spring cover)	7B228
Gasket (rear axle power divider cover)	4427, 4885	Gasket (trans. gearshifter shaft lock plunger spring cover)	7B228
Gasket (rear axle power divider differential lockout bracket)	4461	Gasket (trans. input shaft bearing retainer)	7051
Gasket (rear axle power divider output shaft rear bearing retainer)	4479	Gasket (trans. intermediate band servo)	7D026
Gasket (rear axle shift fork opening)	4073, 4564	Gasket (trans. low clutch, planetary and adapter housing)	7086
Gasket (rear axle shift motor)	4104	Gasket (trans. low range countershaft rear bearing retainer)	7181
Gasket (rear axle wiper)	1187	Gasket (trans. oil filter housing)	7166
Gasket (rear lamp lens)	13461	Gasket (trans. oil filter housing to plate)	7166
Gasket (rear license plate lamp)	13568	Gasket (trans. oil pan)	7A191
Gasket (rear view outside mirror)	17724	Gasket (trans. oil pan screen)	7E062
Gasket (rear wheel bearing retainer or rear axle shaft)	1001	Gasket (trans. oil pan to case)	7A191
Gasket (remote control housing)	7207	Gasket (trans. oil pump to case)	7A136
Gasket (speedo. case)	17303	Gasket (trans. output shaft bearing retainer)	7051, 7086, 7181
Gasket (starter motor cover band)	11129	Gasket (trans. output shaft rear bearing cap)	7086, 7B290
Gasket (starter motor ground terminal)	11A056	Gasket (trans. overdrive housing to case)	7086
Gasket (starter motor lever housing)	11A052	Gasket (trans. throttle control valve)	7B426
Gasket (starter motor plunger cover)	11065	Gasket (trans. P.T.O. cover)	7166
Gasket (starter motor rear end housing)	11003	Gasket (trans. P.T.O. to trans. case)	7166
Gasket (starter motor solenoid terminal plate)	11A030	Gasket (trans. rear bearing cover & speedo.)	7086
Gasket (starter motor terminal field)	11A047		
Gasket (steering gear sector shaft housing cover)	3581		
Gasket (steering gear worm cover)	3593		
Gasket (trans. air shift cylinder cover)	7B228		



BUY IT NOW!

Click Here To Order






COPYRIGHT © 1980—

FORD MOTOR
COMPANY

—DEARBORN, MICHIGAN

NEW ISSUE

INDEX

PART NAME	GROUP NUMBER	PART NAME	GROUP NUMBER
Notes: Δ Refer to page 1 of Paint Section			
G — Cont'd		G — Cont'd	
Gasket (trans. slave valve)	7314	Gauge assy. (oil pressure eng. unit)	9278
Gasket (trans. slave valve adapter plate)	7314	Gauge assy. (oil pressure instrument panel unit)	9273
Gasket (trans. splitter gearshift)	7B228	Gauge assy. (vacuum air cleaner)	9N622
Gasket (trans. splitter gearshift cylinder cover)	7B228	Gear (distributor driven)	12390
Gasket (trans. valve body separator plate)	7D100	Gear (eng. camshaft)	6256
Gasket (transfer case countershaft front & rear bearing retainer)	7181	Gear (eng. crankshaft)	6306
Gasket (transfer case front output front & rear cap)	7181	Gear (eng. flywheel ring)	6384
Gasket (transfer case front output rear cap)	7181	Gear (eng. governor drive)	18213
Gasket (transfer case front output shaft bearing retainer)	7181	Gear (front axle differential side)	4236
Gasket (transfer case front output shaft oil seal retainer)	7181	Gear (power divider oil pump drive)	4739
Gasket (transfer case idler shaft rear cap)	7181	Gear (power divider oil pump driver)	4442
Gasket (transfer case input shaft bearing retainer)	7181	Gear (rear axle differential driven)	4739
Gasket (transfer case input shaft rear bearing cover)	7181	Gear (rear axle differential planetary)	4229
Gasket (transfer case rear output shaft bearing retainer)	7181	Gear (rear axle differential sliding clutch)	4055
Gasket (transfer case to trans. case)	7086	Gear (rear axle differential side)	4236, 4239
Gasket (transfer case top cover)	7223	Gear (rear axle drive pinion transfer)	4442
Gasket (turn signal lamp mount)	13342	Gear (rear axle power divider input shaft cluster)	4433-4
Gasket (water outlet connection assortment)	8255	Gear (rear axle power divider oil pump drive)	4580
Gasket (water pump cover)	8513	Gear (rear axle power divider sliding clutch)	4455
Gasket (water pump housing)	8507	Gear (rear axle sliding clutch)	4055
Gasket (water thermostat)	8590	Gear (tachometer drive)	17377
Gasket & oil seal repair kit (trans.)	7153	Gear (tachometer driven)	17374
Gasket & Spacer kit (w/wiper motor)	17K482	Gear (trans. aux. countershaft)	7144, 7177
Gasket kit (A/C compressor)	19B684	Gear (trans. aux. countershaft drive)	7177
Gasket kit (rear axle)	4A109	Gear (trans. aux. drive)	7A079, 7101
Gasket set (carb.)	9502	Gear (trans. aux. intermediate sliding clutch)	7177
Gasket set (eng. complete overhaul)	6008	Gear (trans. aux. output shaft)	7101, 7158
Gasket set (eng. oil pan)	6781	Gear (trans. aux. output shaft first and second speed clutch)	7A078
Gasket set (eng. valve grind)	6079	Gear (trans. aux. output shaft splitter)	7101
Gasket set (manifold)	9433	Gear (trans. aux. output shaft drive)	7101
Gasket set (radiator tank)	8B378-9	Gear (trans. aux. output shaft reduction)	7101, 7102
Gasket set (trans.)	7153	Gear (trans. aux. output shaft second speed)	7102, 7103
Gas line anti-freeze	Δ	Gear (trans. countershaft)	7113, 7144, 7177
Gate (trans. gearshift reverse front)	7232	Gear (trans. countershaft cluster)	7113
Gate (trans. gearshifter shaft)	7230, 7232, 7279	Gear (trans. countershaft constant mesh drive)	7177
Gate (trans. low & reverse shifter shaft)	7411, 7232	Gear (trans. countershaft drive & reduction)	7177
Gate (trans. second & third gearshifter shaft)	7411	Gear (trans. countershaft first & reverse)	7113
Gate (trans. shift rod)	7411	Gear (trans. countershaft first speed)	7113, 7176
Gate (trans. shifting)	7B313	Gear (trans. countershaft fourth & fifth sliding)	7106
Gauge (instrument cluster eng. oil temperature)	10C911	Gear (trans. countershaft fourth speed)	7112, 7144, 7177
Gauge (instrument cluster water temperature)	10883	Gear (trans. countershaft overdrive)	7101
Gauge (instrument cluster pyrometer temperature)	10883	Gear (trans. countershaft P.T.O.)	7144
Gauge (rear axle temperature)	10B864	Gear (trans. countershaft reverse)	7100
Gauge assy. (brake air pressure)	2557		
Gauge assy. (brake vacuum)	2A036		
Gauge assy. (fuel instrument panel unit)	9280		
Gauge assy. (fuel tank unit)	9275		



BUY IT NOW!

Click Here To Order



INDEX

PART NAME	GROUP NUMBER	PART NAME	GROUP NUMBER
Notes: Δ Refer to page 1 of Paint Section			
G — Cont'd		G — Cont'd	
Gear (trans. countershaft second speed)	7137, 7144, 7176	Gear (trans. rear output shaft)	7024, 7B341
Gear (trans. countershaft second speed underdrive)	7114	Gear (trans. reverse)	7142
Gear (trans. countershaft third speed)	7113, 7137, 7144	Gear (trans. reverse idler)	7141, 7142
Gear (trans. fifth speed)	7B161	Gear (trans. second & third speed synchronizer clutch)	7183
Gear (trans. first speed)	7100	Gear (trans. second speed)	7102
Gear (trans. forward ring)	7D392	Gear (trans. sliding clutch)	7103, 7B341
Gear (trans. fourth and fifth sliding)	7106	Gear (trans. third & fourth clutch)	7183
Gear (trans. fourth & fifth speed synchronizer gear)	7183	Gear (trans. third & fourth speed clutch)	7A060
Gear (trans. input shaft drive)	7017, 7158	Gear (transfer case front output sliding clutch)	7103
Gear (trans. low & reverse sliding)	7100	Gear (transfer case idler shaft)	7142
Gear (trans. low speed)	7102	Gear (transfer case low speed intermediate shaft)	7100
Gear (trans. main drive)	7017	Gear (transfer case low speed sliding)	7100
Gear (trans. main shaft coupling drive)	7017	Gear (transfer case output shaft)	7100
Gear (trans. main shaft sliding clutch)	7B341	Gear (transfer case rear output shaft)	7024
Gear (trans. main shaft third speed)	7B340	Gear (windshield wiper motor output)	17A491
Gear (trans. mainshaft intermediate drive)	7100	Gear Assy. (rear axle differential idler)	4580
Gear (trans. mainshaft reverse)	7142	Gear Assy. (steering)	3504
Gear (trans. mainshaft second speed)	7B340	Gear Assy. (trans. sun)	7D063
Gear (trans. output shaft constant drive)	7177	Gear Assy. (windshield wiper motor)	17490
Gear (trans. output shaft clutch)	7B218	Gear & bushing (trans. output shaft first speed)	7B266
Gear (trans. output shaft constant drive)	7177	Gear & bushing (trans. output shaft second speed)	7176
Gear (trans. output shaft first speed)	7A079, 7100	Gear & bushing Assy. (aux. output shaft second speed)	7176
Gear (trans. output shaft first & second speed)	7A078, 7100	Gear & bushing Assy. (trans. direct drive)	7024
Gear (trans. output shaft fourth & fifth speed sliding clutch)	7B161	Gear & bushing Assy. (trans. reverse idler)	7141
Gear (trans. output shaft fourth speed)	7158, 7B267	Gear kit (trans. aux. countershaft drive)	7177
Gear (trans. output shaft overdrive)	7101	Gear & pinion (windshield wiper motor)	17A479
Gear (trans. output shaft reduction)	7101	Gear & pinion kit (rear axle differential)	4237
Gear (trans. output shaft reverse)	7142	Gear and pinion kit (rear axle drive)	4209
Gear (trans. output shaft ring)	7A153	Gear & shaft (trans. aux. countershaft)	7113
Gear (trans. output shaft second speed)	7102, 7103, 7158, 7176	Gear & shaft Assy. (windshield wiper motor output)	17A434
Gear (trans. output shaft second speed idler)	7103	Glass (instrument cluster)	10880
Gear (trans. output shaft second and third speed)	7103	Glass (radiator coolant level sight)	8B404
Gear (trans. output shaft sliding clutch)	7A060, 7103	Governor Assy. (air compressor)	2885
Gear (trans. output shaft third speed)	7101, 7144, 7196	Governor Assy. (eng)	12450-1
Gear (trans. output shaft third speed idler)	7196	Governor Assy. (trans.)	7C053
Gear (trans. overdrive)	7158	Grille (A/C air intake)	19744
Gear (trans. P.T.O.)	7B041	Grille (radiator)	8200
		Grille (radio speaker)	18985
		Grille Assy. (A/C & heater air inlet)	18B591
		Grille Assy. (air cleaner air duct)	9672
		Grommet (carb. air cleaner)	9697
		Grommet (carb. choke)	14612
		Grommet (eng. P/S oil reservoir cover stud)	6570
		Grommet (eng. valve push rod cover bolt or stud)	6570
		Grommet (eng. valve rocker arm cover stud)	6570
		Grommet (fuel air shut-off control)	9S504
		Grommet (fuel tank filler neck)	9080
		Grommet (instrument control cable)	10A898
		Grommet (radio antenna cable)	18A908
		Grommet (rear axle piston to push rod)	4344



BUY IT NOW!

Click Here To Order



COPYRIGHT © 1980—

FORD MOTOR
COMPANY

—DEARBORN, MICHIGAN

NEW ISSUE

INDEX

PART NAME	GROUP NUMBER	PART NAME	GROUP NUMBER
Notes: Δ Refer to page 1 of Paint Section			
G — Cont'd		H — Cont'd	
Grommet (speedo. case)	17304	Hood & door assy. (A/C condenser)	19C649
Grommet (windshield wiper motor mounting)	17C431	Hook assy. (rear towing)	5N180
Grommet (wiring)	14603	Hook (aux. fuel tank bracket)	9148
Guard (fuel tank)	9099	Hook (battery box cover)	10A679
Guard (parking brake drum)	2625	Hook (cab lock aux.)	5A158
Guard (radiator grille)	8307	Hook (hood latch)	16900
Guard (radiator lower)	8A316	Hook (towing front)	17A954-5
Guard assy. (alternator pulley & belt)	10B381	Horn assy.	13832-3
Guard assy. (radiator grille & headlamp)	18410	Horn kit (air)	13800
Guard assy. (rear wheel splash)	16A550	Hose (air by pass valve inlet)	9F287
Guide (air brake shoe actuator plunger)	2B005	Hose (air cleaner inlet)	9B614
Guide (brake air chamber wedge)	2F225	Hose (A/C evaporator drain)	19858
Guide (steering gear ball return)	3523	Hose (air cleaner to intake manifold)	9B613
Guide Assy. (speedometer & tachometer cable)	17B372		
Gusset (cab mounting rear rear inner)	5382-3	Hose (air cleaner to intake tube upper)	9C681
Gusset (cab mounting spring bracket)	5B406	Hose (air compressor tube water)	2-2917
Gusset (frame cross member)	5031-2	Hose (brake booster reservoir tank gauge)	2A037
Gusset (frame crossmember intermediate)	5K003	Hose (brake relay valve to rear wheel connector)	2A289
Gusset (frame side member to rear cross member R.H.)	5146	Hose (brake vacuum booster)	2336
		Hose (bulk)	2269
		Hose (carb. air cleaner to compressor)	2974
		Hose (coolant)	8C063-9
		Hose (eng. air handling line)	6B663
		Hose (eng. by-pass oil filter supply)	6A651-2
		Hose (eng. crankcase vent)	6853
		Hose (eng. oil filler pipe)	6793
		Hose (eng. oil filter inlet)-bulk	6745
		Hose (eng. oil filter pipe)	6A787
		Hose (eng. radiator crossover vent)	6B644
		Hose (exhaust air supply check valve)	9C433
		Hose (exhaust air supply check valve inlet)	9B466
		Hose (fuel pump to fuel filter)	9A289
		Hose (fuel return)	9324
		Hose (fuel tank to filler pipe)	9047
		Hose (fuel tank vent)	9324
		Hose (fuel vapor returns)	9G297
		Hose (heater water)	18472
		Hose (manifold to brake vacuum booster check valve)	2-2352
		Hose (P/S reservoir filler tube)	3F551
		Hose (radiator)	8260
		Hose (radiator air aspirator)	8C012
		Hose (radiator bulk)	8333
		Hose (radiator drain)	8081
		Hose (radiator overflow)	8075,
			8A213
		Hose (radiator shutter)	8493
		Hose (radiator shutter thermostat to brake booster line)	8A205
		Hose (radiator supply tank overflow tube)	8B102
		Hose (radiator supply tank overflow tube connecting)	8-8059
		Hose (radiator supply tank vent tube connector)	8A366
		Hose (radiator to supply tank vent)	8003,
			8497



BUY IT NOW!

Click Here To Order



**1973/79
TRUCK SERIES 600/900**

ALPHABETICAL INDEX CHASSIS PARTS 21

INDEX

PART NAME	GROUP NUMBER	PART NAME	GROUP NUMBER
Notes: Δ Refer to page 1 of Paint Section			
H — Cont'd		H — Cont'd	
Hose (rear axle power divider differential lockout cylinder)	4881	Hose assy. (rear axle power divider differential lockout control valve)	4531
Hose (rear brake)	2282	Hose assy. (rear wheel brake)	2A442
Hose (trans. air filter)	7B175	Hose assy. (reservoir to air brake foot control valve)	2920
Hose (trans. aux. shift air supply)	7B175	Hose assy. (trailer brake air)	2A138
Hose (trans. oil cooler)	7B093	Hose assy. (trans. oil cooler)	7890
Hose (trans. oil overflow)	7A080	Hose assy. (trans. shift air supply)	7B175
Hose (trans. shift control valve to cylinder)	7B175	Hose & fitting (oil filter by-pass)	6A651-2
Hose (trans. slave unit to range shift cylinder)	7B175	Hose & shield assy. (air cleaner intake manifold)	9B613
Hose (trans. water pump to radiator by-pass tube)	7B175	Hose guard kit	19B970
Hose (water by-pass)	8548, 8597	Housing (air brake actuator)	2B011
Hose (water filter supply or return)	8B351-2	Housing (A/C & heater blower motor)	19C926
Hose (water pump to radiator by-pass tube)	7B093	Housing (alternator front)	10333
Hose (windshield defroster)	18556	Housing (alternator rear)	10334
Hose (windshield washer)	17A605	Housing (alternator transformer)	10A334
Hose (windshield washer reservoir to foot controls)	17A624	Housing (carb. fast idle cam)	9981
Hose (windshield wiper)-bulk	17543	Housing assy. (carb. throttle shaft)	9518
Hose (windshield wiper vacuum pump to brake booster check valve)	17499	Housing (carb. thermostatic choke)	9848
Hose assy. (air brake foot control valve to front tee)	2897	Housing (clutch)	7505
Hose assy. (air brake foot control valve to quick release valve)	2587	Housing (distributor terminal cap)	12106
Hose assy. (air cleaner inlet)	9B613	Housing (front axle spindle)	3B105-6
Hose assy. (air compressor governor to governor tube)	2989	Housing (heater blower motor sleeper unit)	18568
Hose assy. (air compressor oil inlet)	2912	Housing (instrument cluster adapter)	10928
Hose assy. (air compressor oil inlet & outlet)	2922	Housing (rear axle)	4090
Hose assy. (air compressor outlet)	2A907	Housing (rear axle air shift)	4082
Hose assy. (air compressor to governor)	2903	Housing (rear axle electric shift)	4082
Hose assy. (brake)	2078	Housing (rear cross shaft)	7B102
Hose assy. (brake air check valve)	2936	Housing (regulator switch)	14528
Hose assy. (brake booster pressure line)	2B574	Housing (trans. control selector)	7A307
Hose assy. (brake booster return line)	2B576	Housing (trans. countershaft brake P.T.O.)	7165
Hose assy. (brake front control valve)	2899	Housing (trans. extension)	7A039
Hose assy. (brake manifold to union)	2B225	Housing (trans. front shift)	7222
Hose assy. (brake reservoir connector)	2571	Housing (trans. gearshift lever)	7203, 7222
Hose assy. (brake vacuum pump oil inlet)	2B451	Housing (trans. gearshift lower)	7A197
Hose assy. (cab cylinder lift)	5A360	Housing (trans. intermediate & low clutch reaction)	7A446
Hose assy. (clutch master cylinder tube)	7608	Housing (trans. piston)	7B408
Hose assy. (clutch release)	7B513	Housing (trans. piston valve)	7B408
Hose assy. (eng. by-pass oil filter)	6A251	Housing (trans. rear cross shaft)	7B102
Hose assy. (eng. oil)	6A715, 6B833	Housing (trans. shift bar)	7222
Hose assy. (fan clutch)	8C069	Housing (warning indicator)	10A858, 10C876
Hose assy. (front brake)	2B230	Housing (windshield wiper motor)	17A431
Hose assy. (fuel primer pump)	9288	Housing assy. (A/C lower)	18C614
Hose assy. (fuel pump to discharge fitting)	9A376	Housing assy. (brake air chamber)	2A463
Hose assy. (fuel tank selector valve)	9B285	Housing assy. (cab lock)	5A384
Hose assy. (fuel tank to fuel tubes)	9B286	Housing assy. (cab lock lower)	5B367
Hose assy. (manifold to brake vacuum tube flexible)	2353	Housing assy. (carb. secondary throttle diaphragm)	9501
Hose assy. (parking brake air valve)	2A625	Housing assy. (carb. throttle operating shaft)	9B505
Hose assy. (parking brake emergency air supply)	2A775	Housing assy. (eng. flywheel)	6392
Hose assy. (parking brake press feed)	2A777	Housing assy. (front air brake camshaft)	2304
Hose assy. (P/S pressure line)	3A719	Housing assy. (front driving axle)	3010
	2A290	Housing assy. (heater)	18A484
		Housing assy. (heater defroster blower)	18B568
		Housing assy. (heater lower)	18C614

— COPYRIGHT © 1980 —

FORD MOTOR
COMPANY

— DEARBORN, MICHIGAN

NEW ISSUE

100% SATISFACTION GUARANTEED

BUY IT NOW!

Click Here To Order

PayPal American Express Discover MasterCard VISA

INDEX

PART NAME	GROUP NUMBER	PART NAME	GROUP NUMBER
Notes: Δ Refer to page 1 of Paint Section			
H — Cont'd		I — Cont'd	
Housing assy. (instrument panel control)	10A858	Insert (trans. intermediate & high clutch hub)	7A044
Housing assy. (instrument panel lamp)	10C876	Insert (trans. third & high synchronizer clutch hub)	7A044
Housing assy. (P/S drag link control valve & spool)	3C516	Installation kit (oil filter)	4A329
Housing assy. (P/S pump)	3A643	Insulation (hood air inlet sound)	16A812
Housing assy. (rear axle)	4010-1, 4310	Insulator (alternator diode plate)	10A383
Housing assy. (rear axle power divider front)	4574	Insulator (alternator rectifier)	10310
Housing assy. (rear axle power divider shift fork)	4563	Insulator (alternator stator end)	10A361
Housing assy. (steering column shaft coupling)	3A528	Insulator (alternator terminal)	10329
Housing assy. (steering gear)	3548	Insulator (ammeter)	10C914
Housing assy. (steering gear actuator)	3E564	Insulator (aux. trans. front & rear mount)	7010,
Housing assy. (trans. control selector)	7B020	Insulator (battery hold down)	10726
Housing assy. (water pump)	8503	Insulator (battery hold down clamp)	10774
Housing & bearing assy. (clutch pressure plate release bearing)	7A605	Insulator (circuit breaker)	12289
Housing & bushing (starter motor drive end)	11130	Insulator (clutch pedal assist spring)	7A630
Housing & plugs assy. (carb. governor)	9B570	Insulator (eng. front support)	6038, 6A061, 6068
Housing & seat assy. (carb. secondary diaphragm)	9501	Insulator (eng. rear motor mount)	6A061, 6068
Housing & shift assy. (power divider diff. lockout)	4563	Insulator (eng. rear support)	6A061
Housing & wiring assy. (radio speaker)	19A163	Insulator (frame to body bracket)	5A103
Housing kit (rear axle)	4010	Insulator (fuel tank)	9240
Housing kit (starter motor drive end)	11130	Insulator (fuel tank strap)	9067
Housing kit (trans. rear cross shaft)	7B101	Insulator (hood-sound)	16738
Hub (carb. fast idle cam)	9B558	Insulator (horn blowing contact & spring lower)	13867
Hub (trans.)	7931	Insulator (muffler heat)	5B294
Hub (trans. clutch)	7B067	Insulator (muffler inlet pipe heat)	5B295
Hub (trans. converter impeller)	7915	Insulator (non-metallic wiring conduit)	14A240
Hub (trans. output shaft)	7D164	Insulator (nylon tube)	2B478
Hub (trans. reverse clutch)	7B067	Insulator (radiator mounting)	8124-5
Hub (trans. third and fourth gear clutch)	7183	Insulator (radiator support brace)	8A421
Hub (water pump pulley)	8553	Insulator (rear spring bracket rebound pin)	5970
Hub assy. (front)	1104	Insulator (starter motor field terminal)	11107
Hub assy. (front spoke wheel)	1014	Insulator (starter motor grounded brush plate)	11A040
Hub assy. (P/S pump drive)	3E762	Insulator (starter motor grounded brush spring pin)	11A045
Hub assy. (rear)	1109	Insulator (starter motor insulated brush plate)	11A041
Hub assy. (trans. forward ring gear)	7B067	Insulator (starter motor switch)	11068
Hub & bearing assy. (clutch release)	7548	Insulator (starter motor switch spring)	11181
Hub & drum assy. (rear wheel brake)	1113	Insulator (trans. aux. shaft control tube)	7D260
I		Insulator (trans. rear mount)	7010, 7E373
Ignition cable (high tension radio resistance)	12A024	Insulator (voltage regulator base)	10547
Impeller (water pump)	8512	Insulator assy. (front spring bracket)	5A342
Impeller assy. (trans. converter)	7908	Insulator assy. (rear suspension load)	5899
Impeller repair kit (P/S pump)	3A711	Insulator assy. (trans. gearshift lever opening cover)	7E198
Indicator (eng. oil level)	6750	Insulator kit (starter motor field terminal)	11102
Indicator (trans. control selector)	7A110	Interior paint	Δ
Indicator (trans. oil level)	7A020	Interlock (aux. trans. gearshift rod)	7D161
Indicator assy. (eng. air cleaner restriction)	9N622	Insulator assy. (engine air cleaner bracket)	9B929
Indicator assy. (eng. stop)	10D846	J	
Indicator assy. (trans. oil temperature)	10C911	Jack (radio power feed)	18A930
Insert (eng. oil filter mounting bolt)	6890	Jet (carb. governor by-pass)	9973
Insert (eng. valve seat)	6057	Jet (carb. main metering)	9533
Insert (fitting)	2A269	Jet assy. (windshield washer)	17603
Insert (rear spring front hanger)	5A555		
Insert (thermostatic choke control air intake)	9A714		
Insert (trans. gear shifter fork)	7C430		



BUY IT NOW!

Click Here To Order



1973/79
TRUCK SERIES 600/900

INDEX

PART NAME	GROUP NUMBER	PART NAME	GROUP NUMBER
Notes: Δ Refer to page 1 of Paint Section			
J — Cont'd		L — Cont'd	
Joint (accelerator shaft to carb. rod ball)	9786	Lamp assy. (trans. control selector)	15A801
Joint assy. (trans. control rod bail)	7B081	Lamp assy. (trans. retarder oil temperature warning)	10A961
Joint assy. (trans. gearshift control rod front)	7A134	Lamp assy. (utility)	15550
Joint assy. (trans. gearshift control rod rear)	7B170	Lamp assy. (water temperature warning)	10A963
Joint kit (front axle shaft universal)	3249	Lamp assy. (all weather sealed beam-kit)	15200
Joint kit (steering column coupling shaft slip yoke)	3815	Lamp & wiring (warning indicator)	10C915
Jumper (alternator brush spring to field terminal)	10A342	Lamp & wiring assy. (brake warning)	2B318, 10A962
K		Lamp & wiring assy. (brake warning)	10A962
Key (A/C compressor clutch hub)	19D651	Lamp & wiring assy. (low vacuum warning indicator)	10C962
Key (door lock blank)	3685	Latch (battery cover hold down)	10704
Key (eng. valve spring retainer)	6518	Latch (cab lock hook release)	5009
Key (front axle spindle arm)	4243	Latch (hood)	16700-1
Key (front axle steering arm)	4243	Lead (alternator ground)	10A374
Key (ignition lock blank)	3685	Lead (starter motor to solenoid)	111A02-8
Key (rear axle driven gear)	4243	Leaf (aux. spring No. 1)	5589
Key (speedo. or tach. drive)	17A259	Leaf (aux. spring No. 2)	5590
Key (trans. aux. counter shaft)	7B220	Leaf (front spring No. 1)	5313
Key (trans. countershaft gear)	7B220	Leaf (rear spring No. 1)	5563
Key (trans. main shaft gear)	7B220	Lens (A/C control)	19B892
Key (trans. output shaft gear)	7B220	Lens (A/C or heater control)	18B396
Key (trans. reverse idler gear)	7B220	Lens (dome lamp)	13783
Key & pins (trans. output)	7B220	Lens (fog lamp)	15L203
Key & pin assy. (trans. main shaft)	7B220	Lens (front turn indicator lamp-amber)	13328
KIT — refer to appropriate noun name		Lens (front turn indicator lamp-red)	13329
For example:		Lens (instrument cluster main)	10887
Insulator kit (starter motor field terminal)	11102	Lens (instrument cluster warning lamp)	10A936
Knob (rear axle power divider lockout control)	4503	Lens (instrument panel control identification)	10A936
Knob (rear wheel parking brake air control valve)	2A736	Lens (instrument panel turn indicator lamp)	13340
Knob (tractor brake air protector valve)	2B495	Lens (interior lamp)	13734
Knob assy. (headlamp switch)	11666	Lens (parking lamp)	13208
Knob assy. (heater)	18519	Lens (rear lamp)	13450-1
Knob assy. (instrument cluster lamp switch)	13K713	Lens (rear license plate lamp)	13564
Knob assy. (radio receiver)	18817	Lens (warning indicator lamp)	10A936
Knob assy. (windshield wiper control)	17513	Lens assy. (marker lamp)	15464
Knob & element (cigar lighter)	15052	Letter (hood)	16606
Knob & shaft assy. (headlamp switch)	11661	Letter kit (hood transfer)	16606
Knob & wire assy. (rear axle control)	4078	Lever (accelerator shaft)	9A884
L		Lever (accelerator shaft inner)	9A896
Lamp assy. (cigar lighter)	15072	Lever (brake pedal intermediate)	2466
Lamp assy. (fog)	15200	Lever (brake shoe adjusting)	2A176-7
Lamp assy. (front side)	15A201	Lever (cab suspension position valve)	50099
Lamp assy. (front turn indicator outboard type)	13368	Lever (carb. accelerator pump)	9D591
Lamp assy. (headlamp dimmer control)	13360	Lever (carb. accelerator pump operating)	9A506
Lamp assy. (instrument panel glow plug indicator warning)	10A972	Lever (carb. fast idle adjusting)	9538
Lamp assy. (interior)	13776	Lever (clutch forward relay to equalizer rod)	7511
Lamp assy. (luggage compartment)	13A756	Lever (clutch release shaft)	7511
Lamp assy. (map)	15650	Lever (clutch vertical control)	7B570
Lamp assy. (marker)	15442, 15A201	Lever and Spring Assy. engine gov. throttle control aux.	18214
Lamp assy. (oil pressure warning)	10A962	Lever (parking brake camshaft control)	2816
Lamp assy. (parking)	13200	Lever (P/S gear actuator)	3E566
Lamp assy. (power divider differential lockout warning)	10A960	Lever (rear axle actuating)	4081
Lamp assy. (rear)	13404-5		



BUY IT NOW!

Click Here To Order



INDEX

PART NAME	GROUP NUMBER	PART NAME	GROUP NUMBER
Notes: Δ Refer to page 1 of Paint Section			
L — Cont'd		L — Cont'd	
Lever (rear axle power divider differential lockout shift)	4459	Link (parking brake cable connecting)	2861
Lever (remote control selector upper)	7A081	Link (parking brake lever to primary brake shoe)	2A642
Lever (remote control shift)	7A081	Link (parking brake to trans.)	2630
Lever (starter motor drive)	11067	Link (radiator & headlamp guard latch handle)	18422
Lever (transfer case control)	7210	Link (radiator & headlamp guard latch rocker)	18420
Lever (trans. control valve shaft)	7N152	Link (trans. retarder pedal retracting spring)	7904
Lever (trans. cross shaft shift)	7A081	Link assy. (steering drag)	3304-5
Lever (trans. first & reverse gearshift)	7B224	Link assy. (windshield wiper motor)	17B449
Lever (trans. gearshift)	7210	Link repair kit (brake adjusting screw)	2042
Lever (trans. gearshift selector)	7302	Link repair kit (front brake adjusting screw)	2042
Lever (trans. gearshifter)	7A315	Liquid line (A/C dryer to evaporator)	19862-3
Lever (trans. intermediate band servo)	7330	Liquid tire chain	Δ
Lever (trans. retarder control valve)	7-7903	Locator (eng. air cleaner element)	9649
Lever (windshield wiper motor park switch)	17B549	Lock (brake shoe adjustment)	2B345
Lever assy. (brake air foot control)	2L270	Lock (exhaust manifold to cyl. head bolt tab)	9A447
Lever assy. (brake booster)	2B307-8	Lock (front axle differential bearing adjuster)	4143
Lever assy. (cab lock control)	5B113	Lock lubricant	Δ
Lever assy. (carb. throttle control)	9A514	Lock (rear axle differential bearing adjuster)	4143
Lever assy. (carb. throttle governor)	9B575	Lock (rear axle drive gear adjusting screw)	4226
Lever assy. (clutch forward relay to vertical rod)	7B564	Lock (trans. reverse idler bearing)	7155
Lever assy. (clutch idler bellcrank)	7B585	Lock assy. (cab retaining arm)	5010
Lever assy. (clutch release)	7515	Lock assy. (steering column position)	3D616
Lever assy. (clutch release shaft)	7B552	Lockplate (rear axle oil filter)	4A321
Lever assy. (governor control)	12A468	Lockplate (universal joint)	4872
Lever assy. (hand throttle)	9A514	Louver assy. (fog lamp lens)	15A236
Lever assy. (trans. downshift control outer)	7A394	Lube pump replacement kit (rear axle power divider)	4A581
Lever assy. (trans. downshift detent)	7D261	Lubricants	Δ
Lever assy. (trans. gearshift selector)	7302	Lubricator (rear axle differential)	4159
Lever assy. (trans. manual control)	7A256-7	M	
Lever assy. (trans. manual valve detent)	7A115	Main shaft & quill assy. (trans.)	7061
Lever assy. (trans. remote control selector rear)	7B171	Manifold (brake air supply)	2B280
Lever assy. (turn indicator)	13305	Manifold (carb. air supply)	2B380
Lever & bushing assy. (carb. choke rod)	9A514	Manifold (intake)	9424-5
Lever & shaft (eng. governor throttle control)	18209	Manifold assy. (exhaust)	9430-1
Lever & shaft assy. (carb. secondary throttle plate)	9A592	Manifold assy. (exhaust air supply)	9B445-6
Lever & shaft assy. (carb. throttle)	9581	Manifold & check valve assy. (brake vacuum booster)	2B013
Lever & shaft assy. kit (carb. throttle)	9581	Manifold & tube assy. (air conditioner)	19D734
Lever & swivel assy. (carb. choke)	9A514	Mask (A/C and heater control lens)	18D262
Lever & swivel assy. (carb. throttle pickup)	9B509	Mask (instrument cluster)	10890-4
Lift assy. (cab to frame)	5A361	Mask (trans. control selector dial)	15840
Limiters (carb. idle adjusting needle)	9J500	Mast assy. (radio antenna replacement)	18A886
Line assy. (fuel tank line to fuel pump flexible)	9288	Mat (front floor)	13086
Lining (parking brake)	2620	Mat (running board)	16490-1
Lining (rear brake shoe)	2284-5	Member (cab mounting frame side)	5366-7
Lining kit (brake shoe)	2007	Member (fuel tank compression)	9B086
Link (A/C air damper door shaft)	19A600	Member assy. (cab mounting frame center)	5A379
Link (A/C & heater air outlet door)	18B278	Member assy. (cab mounting frame front)	5A380
Link (brake adjusting screw)	2A175	Member assy. (cab mounting frame rear center)	5379
Link (brake cyl. to shoe)	2042	Microphone assy. (C.B. radio)	18B804
Link (brake shoe adjusting lever)	2A178, 2179	Mirror (rear view outside)	17A700
Link (brake shoe adjustment lever)	2042	Mirror assy. (rear view outside)	17682-3
Link (carb. accelerator pump)	9529	Mirror & guard assy. (rear view outside less arms)	17B717, 17C732
Link (distributor breaker plate)	12A186	Mirror kit (rear view outside)	17696
		Mirror kit (vanity)	17A679



BUY IT NOW!

Click Here To Order



INDEX

PART NAME	GROUP NUMBER	PART NAME	GROUP NUMBER
Notes: Δ Refer to page 1 of Paint Section			
M — Cont'd		N — Cont'd	
Modulator assy. (brake skid control)	2B373	Nut (rear axle shift fork pivot bolt)	4571
Modulator assy. (carb. secondary throttle)	9503	Nut (rear axle shift motor stud)	4571
Modulator assy. — ignition (breakerless)	12A199	Nut (rear axle shift housing cover)	4A201
Modulator assy. (trans. shift control)	7A377	Nut (rear axle torque arm retaining)	4611
Monitor assy. (brake skid control warning)	2C012	Nut (rear hub bolt)	1012
Motor assy. (A/C blower)	19805	Nut (rear spring center bolt hex.)	5722
Motor assy. (carb. air cleaner)	9D612	Nut (rear suspension bar clamp bolt)	5A615
Motor assy. (heater blower)	18527	Nut (rear torque arm end pin)	5A601
Motor assy. (rear axle electric shift)	4100	Nut (rear wheel bearing)	4252, 4254-5
Motor assy. (windshield wiper)	17508-9		
Motor oils	Δ	Nut (spare wheel carrier bolt)	1462
Moulding (engine air cleaner duct)	9B685	Nut (spare wheel carrier hinge bolt)	1476
Moulding (radiator grille opening)	8419	Nut (starter motor terminal plate sealing)	11A053
Mounting kit (compressor bracket)	2A956	Nut (steering gear worm thrust bearing)	3707
Muffler	5230	Nut (trans. aux. main shaft stop)	7B364
N		Nut (trans. control valve plunger)	7C037
Neck & bracket assy. (eng. oil filler hose)	6784	Nut (trans. countershaft)	7B208
Neck Assy. (water filler)	8020	Nut (trans. input shaft)	7045
Needle assy. (carb. fuel inlet)	9564	Nut (trans. input shaft bearing retainer)	7045
Needle (carb. idle adjusting)	9541	Nut (trans. output shaft)	7B208
Nipple (brake booster hose)	2364	Nut (trans. output shaft bearing)	7B208
Nipple (trans. air hose)	7B418	Nut (trans. output shaft bearing retainer)	7045
Nipple assy. (brake compressor air hose inlet)	2A995	Nut (trans. output shaft drive gear)	7198
Nozzle (windshield defroster hose)	18490-1	Nut (trans. output shaft gear bearing retainer)	7B364
Nozzle (windshield washer)	17A602	Nut (trans. rear bearing retainer)	7B364
Nozzle assy. (carb. pump discharge)	9577	Nut (wheel)	1120-1
Nozzle assy. (eng. primer)	9D838	Nut (windshield wiper control)	17512
Nozzle & connector assy. (windshield defroster)	18A636	Nut (windshield wiper pivot shaft outer)	17117
Nut (air brake chamber lock)	2B001	Nut (wire conduit retainer)	14204
Nut (brake adjusting screw)	2223	Nut assy. (air cleaner wing)	9D632
Nut (brake air booster body piston packing retainer)	2033	Nut assy. (clutch retracting spring return)	7B559
Nut (brake booster diaphragm)	2440	Nut assy. (rear suspension support beam)	5A608
Nut (brake pipe)	2133	Nut & ferrule (exhaust air supply)	9B471
Nut (brake shoe adjusting screw)	2047	Nut & pin (front axle wheel bearing adjusting)	3294
Nut (clutch release lever adjusting)	7A525	Nut kit (A/C compressor shaft)	19D667
Nut (coupling shaft flange retaining)	4A819	O	
Nut (dual rear wheel inner)	1132-3	Oiler (rear axle piston)	4550
Nut (dual rear disc wheel outer)	1134-5	Oiler (rear axle power divider lockout shift cylinder)	4550
Nut (eng. connecting rod)	6212	Oil pimp rotor kit (A/C compressor)	19D663
Nut (eng. valve rocker arm stud)	6A529	Oil seal (distributor governor shaft)	12476
Nut (front axle spindle outer lock)	3276	Oil seal (transfer case shaft rail)	7288
Nut (front axle wheel bearing adjusting)	3295	Oil seal (trans. aux. rear bearing cover)	7918
Nut (front spring "U" bolt)	5456	Oil seal (trans. front oil pump)	7A248
Nut (front wheel spindle)	3104	Oil seal assy. (rear axle)	1181
Nut (fuel pump manual control)	9A389	Oil seal kit (inner front spindle)	1190
Nut (headlamp switch)	11650	Oil seal kit (rear wheel inner)	1175
Nut (instrument panel fuel tank selector switch)	11650	Oils	Δ
Nut (P/S pump hub retaining)	3K559	Orifice (P/S pump tube seat)	3A700
Nut (power divider push rod stop bolt)	4A192	"O" ring (carb. float bowl tube connector seal)	9229
Nut (rear axle drive pinion)	4320	"O" ring (carb. fuel valve seat)	9609
Nut (rear axle driven gear thrust block adjusting screw)	4391	"O" ring (female)	19D695
Nut (rear axle gear case bolt)	4322	"O" ring (P/S gear control valve cover)	3754
Nut (rear axle housing)	4A142	"O" ring (P/S pump oil reservoir orifice)	3-3547
Nut (rear axle piston to push rod stop)	4A130	"O" ring (P/S pump reservoir orifice reinforcement)	3-3549




BUY IT NOW!
Click Here To Order



INDEX

PART NAME	GROUP NUMBER	PART NAME	GROUP NUMBER
Notes: Δ Refer to page 1 of Paint Section			
O — Cont'd		P — Cont'd	
"O" ring (P/S valve)	3C515	Panel (hood side)	16618-9
"O" ring (rear axle housing cover)	4104	Panel (instrument cluster opening)	10848
"O" ring (rear axle piston)	4334	Panel (running board apron)	16506-7
"O" ring (steering gear valve)	3329	Panel assy. (A/C & heater control)	18A651
"O" ring (tachometer driven gear oil seal)	17383	Panel assy. (A/C control)	19808
"O" ring (trans. aux. gearshift)	7B411	Panel assy. (A/C unit top)	18C447
"O" ring (trans. aux. shift cylinder seal)	7B411	Panel assy. (fuse junction)	14A067
"O" ring (trans. aux. shift piston)	7288, 7B411	Panel assy. (heater unit top)	18C447
"O" ring (trans. aux. shift plunger)	7288	Parking brake kit (camshaft replacement)	2A710
"O" ring (trans. aux. shift yoke)	7B411	Pedal (clutch)	7519
"O" ring (trans. countershaft front bearing shield)	7B411	Pedal assy. (accelerator)	9735
"O" ring (trans. piston rod)	7B411	Pedal assy. (brake)	2455
"O" ring (trans. reverse idler retainer)	12143	Pedal assy. (trans. retarder control valve)	7C171
"O" ring (trans. shift cylinder seal)	7B411	Pin assy. (front spring bracket)	5B317
"O" ring (trans. shift fork piston)	7B339	Pin (A/C compressor head locator)	19D662
"O" ring (trans. shift fork piston rod)	7B339	Pin (bellcrank pivot)	2B663
"O" ring (trans. splitter valve housing)	7288	Pin (body lift pump plug cross)	5A386
"O" ring (trans. valve)	7B411	Pin (brake master cylinder secondary piston stop)	2A511
"O" ring and gasket kit	7B411	Pin (brake shoe anchor)	2027, 2333
"O" ring kit	19B596	Pin (brake shoe hold down spring)	2069
"O" ring kit (A/C compressor)	19D660	Pin (brake shoe to cam roller)	2045
"O" ring solenoid kit (brake skid control modulator)	2C085	Pin (brake shoe tracting spring)	2341
Ornament (hood front)	16637	Pin (brake vacuum pump body locating)	2K135
Outlet (windshield defroster)	18A449	Pin (cab forward hinge)	5A372
Outlet & wiring assy. (trailer)	14A341	Pin (carb. fuel valve spring)	9568
P		Pin (carb. governor spring)	9B574
Packing (eng. crankshaft rear)	6701	Pin (clutch disc driven plate stop)	7628
Pad (anti-squeak radiator supply tank strap)	8B420	Pin (eng. piston)	6135
Pad (brake pedal plate)	2457	Pin (front axle spindle)	3115
Pad (brake pedal rubber)	2454	Pin (front axle spindle pin locking)	3122
Pad (clutch pedal rubber)	2454	Pin (front spring bracket rebound)	5A341
Pad (front turn indicator lamp lens)	13332	Pin (fuel pump rocker arm)	9378
Pad (fuel tank insulator)	9075	Pin (gearshift lever trunnion)	7B073
Pad (hood)	16740	Pin (pivot hood hinge)	16A692
Pad (hood ornament)	16675	Pin (P/S pump rotor shaft)	3-3633
Pad (horn blowing ring pressure)	13A813	Pin (radiator grille & headlamp guard hinge)	18415
Pad (marker lamp mounting)	15A403	Pin (radiator grille & headlamp guard latch link)	18414
Pad (horn mounting bracket)	13932	Pin (rear axle)	1A012
Pad (radiator grille opening side panel mounting)	8A328	Pin (rear axle clevis)	4085
Pad (trans. gearshift lever opening cover)	7E074	Pin (rear axle differential shift fork roller)	4053
Pad & seal assy. (booster mounting)	2A399	Pin (rear axle electric shift drive lever)	4085
Paint	Δ	Pin (rear axle high speed clutch plate)	4154
Pan (eng. air cleaner)	9658	Pin (rear axle planetary gear)	4029
Pan assy. (eng. oil)	6675	Pin (rear spring bracket rebound)	5969
Pan assy. (trans. oil)	7A194	Pin (rear spring shackle)	5780
Panel air cleaner (hood side)	16B668	Pin (rear spring shackle pin locking)	5782
Panel (A/C & heater control inner)	18A668	Pin (rear wheel bearing lock)	4256
Panel (A/C evaporator case)	19802-3	Pin (speed control servo)	9D841
Panel (blower motor support)	18565	Pin (starter motor grounded brush spring)	11A044
Panel (circuit breaker mounting)	14A618	Pin (starter motor insulated brush spring)	11A048
Panel (fuse junction)	14A068	Pin (starter motor yoke center)	11079
Panel (front fender)	16015	Pin (transfer case interlock)	7235
Panel (headlamp)-repair	16018-9		



INDEX

PART NAME	GROUP NUMBER	PART NAME	GROUP NUMBER
Notes: Δ Refer to page 1 of Paint Section			
P — Cont'd		P — Cont'd	
Pin (trans. air valve actuating)	7A507	Piston assy. (carb. accelerator pump)	9B544
Pin (trans. aux. shift lever fulcrum or trunnion)	7B073	Piston assy. (eng.)	6108
Pin (trans. case dowel)	7B362	Piston assy. (trans. intermediate band servo)	7D021
Pin (trans. gearshift interlock rod)	7235	Pivot (brake shoe adjusting lever)	2C176
Pin (trans. gearshift lever connecting)	7212	Pivot (trans. gearshift lever)	7K179
Pin (trans. gearshift lever to housing)	7221	Pivot (trans. reverse gearshifter arm)	7236
Pin (trans. gearshift rod interlock)	7235	Pivot assy. (trans. first & reverse gearshift lever)	7B225
Pin (trans. gearshifter lock plunger)	7235	Planet assy. (trans. forward)	7A398
Pin (trans. gearshifter shaft interlock)	7235	Planet assy. (trans. reverse)	7D006
Pin (trans. output shaft fourth speed gear bearing race lock)	7191	Plate (air brake valve opening cover)	2B252
		Plate (A/C compressor valve)	19656
Pin (trans. output shaft overdrive gear sleeve)	7A654	Plate (A/C evaporator trim)	19A646
Pin (trans. rocker arm pivot)	7093	Plate (A/C & heater plenum chamber)	18B616
Pin (trans. shift fork lock)	7235	Plate (alternator end)	10563
Pin (trans. shifter interlock)	7235	Plate (alternator negative conductor)	10B371
Pin (windshield wiper motor)	17B563	Plate (alternator positive conductor)	10B330
Pin & bushing kit (front wheel spindle)	3111	Plate (brake master cylinder piston stop)	2188
Pinion (front axle differential)	4215	Plate (brake shoe anchor pin guide)	2028
Pinion (rear axle differential)	4215	Plate (brake vacuum booster diaphragm)	2394
Pinion (starter motor drive)	11363	Plate (cab mounting rear spring spacer)	5C351
Pinion kit (rear axle)	4292	Plate (C.B. radio connection)	18B616
Pipe (brake booster)	2352	Plate (carb. air distribution)	9F553
Pipe (eng. cylinder block main oil line)	6021	Plate (carb. backfire relief)	9543
Pipe (eng. oil filler)	6763	Plate (carb. choke)	9545
Pipe (eng. oil filler & level indicator)	6A758	Plate (carb. fuel bowl baffle)	9A517
Pipe (muffler crossover)	5246	Plate (carb. throttle)	9585
Pipe (muffler inlet)	5246	Plate (cover)	13C714
Pipe (muffler inlet extension)	5A212	Plate (carb. throttle shaft housing backup)	9B506
Pipe (muffler outlet)	5255	Plate (clutch master cylinder piston stop)	2188
Pipe (radiator hose extension)	8290-1	Plate (cowl side name)	16720-1
Pipe assy. (check valve to brake vacuum booster lower)	2362	Plate (distributor breaker)	12151
		Plate (eng. air cleaner retainer bracket)	9C901
Pipe assy. (check valve to brake vacuum booster upper)	2349	Plate (eng. air cleaner inlet scoop wear)	9C900
		Plate (eng. camshaft thrust)	6269
Pipe assy. (fuel tank filler)	9034	Plate (eng. flywheel reinforcing)	6A366
Pipe assy. (oil filler)	6784	Plate (eng. flywheel to crankshaft locking)	6431
Pipe assy. (rear axle control valve to intake manifold)	4043	Plate (eng. flywheel to trans. adapter)	6A370
		Plate (eng. front insulator)	6A076
Pipe & cap (eng. oil filter)	6B612	Plate (eng. front support insulator spacer)	6-6056
Piston (body lift pump)	5A391	Plate (eng. oil pump body)	6616
Piston (brake booster control valve)	2396	Plate (eng. stop-warning indicator)	10D856
Piston (brake cylinder)	2196-7	Plate (front shock absorber bracket lower)	18126-7
Piston (brake master cylinder)	2169	Plate (front spring "U" bolt)	5458
Piston (clutch master cylinder)	2169	Plate (front tow hook bolt latch)	17C797
Piston (P/S cylinder)	3A544	Plate (fuel pump valve retainer)	9361
Piston (rear axle power divider lockout shift)	4623	Plate (fuel tank cover)	9074
Piston (rear axle shift cyl.)	4623	Plate (fuel tank selector valve reinforcement)	9197
Piston (trans. aux. shift)	7233	Plate (heater cover)	18B467
Piston (trans. aux. shift fork)	7233	Plate (heater inlet duct retaining)	18A452
Piston (trans. clutch)	7A262	Plate (heater motor mounting)	18581
Piston (trans. countershaft brake)	7233	Plate (hood aux. catch striker)	16918
Piston (trans. reverse clutch)	7D402	Plate (hood catch)	16874
Piston assy. (brake air chamber)	2A463	Plate (hood hinge mounting)	16A734-5
Piston assy. (brake booster hydraulic cylinder)	2368	Plate (hood rear reinforcement)	16C778-9

BUY IT NOW!

Click Here To Order

COPYRIGHT © 1980—

FORD MOTOR
COMPANY

—DEARBORN, MICHIGAN

NEW ISSUE

INDEX

PART NAME	GROUP NUMBER	PART NAME	GROUP NUMBER
Notes: Δ Refer to page 1 of Paint Section			
P — Cont'd		P — Cont'd	
Plate (hood ornament mounting)	16A706	Plate assy. (A/C compressor valve)	19D656-7
Plate (hood side name)	16720-1	Plate assy. (A/C housing cover catch striker)	18C664
Plate (hood stabilizer)	16C700	Plate assy. (brake front wheel retainer)	2B552
Plate (horn button or ring contact)	13A808	Plate assy. (eng. rear)	7007
Plate (horn button or ring index)	13A809	Plate assy. (front brake carrier)	2012-3
Plate (horn mounting)	13933	Plate assy. (heater)	18C557
Plate (horn switch brush)	13A823	Plate assy. (heater housing blower & plenum)	18A485
Plate (indicator mounting instrument cluster)	10B978	Plate assy. (heater housing cover catch striker)	18C664
Plate (instrument cluster back)	10848	Plate assy. (instrument cluster back)	10843
Plate (instrument cluster control mounting)	10A885	Plate assy. (parking brake support)	2A636
Plate (instrument cluster opening)	10B979	Plate assy. (radiator grille opening panel reinforcement)	8C011
Plate (instrument cluster trim)	10A980		
Plate (parking brake air control valve bracket)	2A830	Plate assy. (rear brake carrier)	2211-2
Plate (P/S cylinder end)	3797-8	Plate assy. (rear spring retainer)	5K758
Plate (P/S drag link hydraulic valve)	3C524	Plate assy. (trailer brake air hose adapter cover)	2A340
Plate (P/S gear control valve end)	3E582	Plate assy. (trans. clutch)	7B164
Plate (radiator grille side panel pad)	8B174	Plate assy. (trans. gearshift lower opening cover)	7C309
Plate (radiator pipe to A/C compressor)	8C112	Plate & anti-squeak assy. (frame to sub-frame)	5368-9
Plate (radiator support insulator)	8126	Plate & bearing assy. (carb. throttle shaft housing)	9B506
Plate (radio escutcheon mounting)	18A955	Plate & bushing (starter motor brush end)	11049-50
Plate (radio mounting)	10A860	Plate & diode assy. (alternator negative)	10377
Plate (rear axle bumper striker)	4K099	Plate & diode assy. (alternator positive)	10373
Plate (rear axle differential sliding clutch gear)	4040	Plate & drive kit (clutch pressure)	7563
		Plate & pin assy. (trans. direct synchronizer)	7A044
Plate (rear axle high speed clutch)	4040	Plate & pin assy. (trans. reduction synchronizer)	7A044
Plate (rear axle strainer)	4417	Plug (air brake chamber)	2B031
Plate (rear spring seat end)	5A567	Plug (brake booster body)	2A506
Plate (rear spring u-bolt)	5708	Plug (carb. fuel level check)	9562
Plate (rear spring wear)	5A566	Plug (eng.)	6026
Plate (rear view outside mirror arm pivot)	17B744	Plug (eng. camshaft rear bearing)	6266
Plate (rear view outside mirror mounting)	17A717	Plug (eng. oil pan drain)	6730
Plate (starter motor brush holder connector)	11A039	Plug (eng. oil pump relief valve)	6666
Plate (starter motor solenoid terminal)	11A029	Plug (eng. valve rocker arm shaft)	6572
Plate (trans. aux. clutch sliding)	7B338	Plug (front axle spindle pin dust)	3125
Plate (trans. case)	7B332	Plug (front hub vent)	1A131
Plate (trans. clutch)	7B442	Plug (fuel pump rocker arm pin hole)	9A360
Plate (trans. clutch pressure)	7B066	Plug (fuel tank drain ball check)	9077
Plate (trans. countershaft gear thrust)	7119,	Plug (P/S cylinder hydraulic control valve body)	3C546
	7128	Plug (P/S drag link hydraulic control valve body)	3C546
Plate (trans. countershaft & reverse idler shaft)	7155	Plug (P/S gear control valve)	3E578
Plate (trans. countershaft & reverse idler shaft lock)	7155	Plug (P/S gear housing cover)	3E613
		Plug (rear axle differential carrier cup)	4562
Plate (trans. gearshift lever opening trim)	7D358	Plug (rear axle differential carrier filler)	4046
Plate (trans. intermediate clutch friction)	7B046	Plug (rear axle heat indicator)	4N025
Plate (trans. intermediate clutch reaction)	7B045	Plug (rear axle housing magnetic filler)	4N282
Plate (trans. main control separating)	7A008	Plug (rear axle housing magnetic drain)	4N282
Plate (trans. oil filter retainer)	7C014	Plug (rear axle shift housing switch hole)	4A202
Plate (trans. output shaft retainer)	7155	Plug (speedo. cable trans. opening)	7A002
Plate (trans. output shaft second speed synchronizer shifting)	7164	Plug (starter motor lever housing)	11A050
		Plug (steering gear housing)	3538
Plate (trans. shift lever stop)	7B226	Plug (trans. brake lever stud hole)	7A137
Plate (trans. slave valve adapter)	7316	Plug (trans. drain)	7A002,
Plate (trans. splitter high range clutch reaction)	7A450		7A010
Plate (trans. valve body separator)	7A008	Plug (trans. gearshift housing interlock hole)	7C211
Plate (water pump orifice)	8K517	Plug (trans. low & reverse gearshifter fork shaft)	7A107
	17B518		



BUY IT NOW!

Click Here To Order



INDEX

PART NAME	GROUP NUMBER	PART NAME	GROUP NUMBER
Notes: Δ Refer to page 1 of Paint Section			
P — Cont'd		P — Cont'd	
Plug (trans. reverse stop plunger spring)	7245	Pump and motor assy. (brake booster)	2A016
Plug (warning indicator lamp opening instrument cluster)	10C979	Pump repair kit (cab lift)	5A366
		Pump repair kit (fuel)	9349
Plug assy. (trailer lamps)	15A408	Push rod (rear brake air chamber)	2A478
Plunger (air brake shoe actuator adjusting)	2B004	Pyrometer (gauge)	10883
Plunger (air brake shoe actuator anchor)	2B004	Pyrometer (sender)	10C871
Plunger (carb. choke lever)	9537	R	
Plunger (eng. oil pump relief valve)	6674	Race (trans. center sun gear shaft needle bearing)	7D235
Plunger (starter motor solenoid)	11393	Race (trans. converter stator clutch)	7946-7
Plunger (trans. gearshift lever)	7247	Race (trans. overrunning clutch)	7D171
Plunger (trans. gearshift rod)	7233	Race (trans. reverse idler bearing)	7482
Plunger (trans. gearshifter lock)	7233	Race (trans. sun gear thrust bearing)	7D236
Plunger (trans. low & reverse gate)	7247	Radiator	8005
Plunger (trans. manual valve detent)	7D069	Radio kit	18805
Plunger (trans. reverse gear)	7247	Rectifier assy. (alternator)	10304
Plunger (trans. reverse shift finger)	7247	Rectifier assy. (engine warning indicator)	10C985
Plunger (trans. shift bracket)	7247	Rectifier & Housing Assy. (Alternator)	10C323
Plunger (trans. shifter shaft gate)	7247	Reducer (P/S gear filler plug)	3K527
Plunger (trans. shifter shaft interlock)	7247	Reducers	Δ
Point kit (starter motor contact)	11134	Reed (A/C compressor valve inlet)	19D659
Point set kit (distributor)	12171	Refinishing materials	Δ
Point set (distributor arm & breaker)	12171	Reflector assy.	13380, 19F524
Pointer (eng. timing)	6023	Reflector flare kit	19E500
Polishes	Δ	Refrigerant compressor oil	Δ
Post (brake adjusting lever)	2A184	Refrigerant line replacement & repair parts	19C705-8
Post (starter motor contact)	11176	Register (A/C)	19893
Power divider differential pinion kit	4215	Register assy. (A/C air distribution)	18C306
Power steering installation kit	3A635	Regulator assy. (A/C & heater control)	18B647
Power take-off kit	7275	Register assy. (heater air distribution)	18C306
Printed circuit board (alternator kit)	10B301	Regulator (instrument cluster voltage)	10804
Pulley (alternator)	10344	Regulator assy. (alternator)	10316
Pulley (belt idler)	8679	Regulator assy. (emission vacuum control)	9F490
Pulley (brake air compressor)	2884	Regulator repair kit (trans. air pressure)	7B274
Pulley (eng. accessory drive)	6A359	Regulator (trans. air pressure)	7B274
Pulley (fan)	8610	Reinforcement (A/C & heater mtg. bracket)	18B436
Pulley (P/S pump)	3A733	Reinforcement (A/C mounting bracket)	19C861
Pulley (water pump)	8509	Reinforcement (battery tray)	10K676
Pulley assy. (belt idler)	8678	Reinforcement (battery tray support)	10679
Pulley assy. (eng. crankshaft)	6A301,	Reinforcement (brake reservoir mounting)	2B553
	6312,	Reinforcement (cab mounting frame rear center member outer)	5A381
	6A359		
Pulley assy. (eng. crankshaft outer)	6A312	Reinforcement (cab mounting frame rear side member)	5125
Pulley & bearing assy. (A/C compressor)	19D653	Reinforcement (cab mounting rear-inner)	5K388
Pulley & bracket assy. (fan)	8625	Reinforcement (cab mounting rear-outer)	5K389
Pump (windshield washer)	17664	Reinforcement (clutch release equalizer bar)	7B538
Pump assy. (A/C & heater vacuum)	18D322	Reinforcement (eng. valve rocker arm cover flange)	6A523
Pump assy. (brake vacuum)	2A451	Reinforcement (frame cross member)	5097-8, 5135-6
Pump assy. (cab to frame lift)	5A362	Reinforcement (frame cross member no. 2)	5050-1
Pump assy. (eng. oil)	6600	Reinforcement (front bumper guard)	17A928
Pump assy. (exhaust air supply)	9A486	Reinforcement (front fender apron lower)	16060
Pump assy. (fuel)	9350	Reinforcement (front turn indicator outboard Tlamp)	13A328
Pump assy. (P/S)	3A674	Reinforcement (fuel tank guard)	9B208
Pump assy. (trans. front oil)	7A103		
Pump assy. (water)	8501		
Pump kit (cab lift hard parts)	5B392		
Pump kit (P/S seals)	3D684		



BUY IT NOW!

Click Here To Order



INDEX

PART NAME	GROUP NUMBER	PART NAME	GROUP NUMBER
Notes: Δ Refer to page 1 of Paint Section			
R — Cont'd		R — Cont'd	
Reinforcement (front bumper)	17A792	Reservoir assy. (P/S pump)	3A697
Reinforcement (grille opening panel)	8B433-4	Resistor (ignition coil)	12250
Reinforcement (headlamp opening)	16364-5	Resistor assy. (A/C blower motor)	19A706
Reinforcement (hood carb. air duct)	16B836	Resistor assy. (alt. warning lamp shunt)	10C346
Reinforcement (hood center)	16995	Resistor assy. (heater switch to blower motor)	18591
Reinforcement (hood front)	16690-1	Resistor & bracket assy. (ignition ballast)	12A046
Reinforcement (hood front grille opening support)	16B900-1	Restrictor (carb. jet)	9A521
Reinforcement (hood hinge)	16A681	Retainer (accelerator shaft boot)	9D747
Reinforcement (hood rear)	16676	Retainer (air brake actuating wedge adjusting screw link)	2B212
Reinforcement (hood rear outer)	16670-1	Retainer (air brake actuating wedge boot)	2B203
Reinforcement (hood side)	16844-5	Retainer (air cleaner to hood)	9634
Reinforcement (hood side air cleaner extension)	16B910	Retainer (air compressor mounting bolt)	2B887
Reinforcement (hood side panel upper)	16B914	Retainer (alternator front bearing)	10A355
Reinforcement (hood side panel upper rear)	16B958	Retainer (battery cable)	14613
Reinforcement (hood support rod)	16C732	Retainer (battery clamp bolt)	10A708
Reinforcement (hood top front)	16A864	Retainer (brake air chamber adapter)	2B174
Reinforcement (radiator & headlamp guard latch)	8B493	Retainer (brake booster push rod seal)	2381
Reinforcement (rear axle torque arm)	4568	Retainer (brake air hose)	2C074
Reinforcement (rear spring rear bracket)	5980	Retainer (brake booster vacuum control valve body cover)	2415
Reinforcement (running board)	16546	Retainer (brake master cylinder filler cap)	2B245
Reinforcement (running board apron panel)	16A484-5	Retainer (brake master cylinder primary piston)	2A505
Reinforcement (running board upper)	16A502	Retainer (brake master cylinder push rod)	2B224
Reinforcement (trailer brake air hose connector mounting bracket)	2940	Retainer (brake vacuum booster control valve piston ring)	2423
Reinforcement (trans. cross shaft support)	7E442	Retainer (cab suspension air spring)	5B413
Reinforcement (trans. front mount insulator)	7-7760	Retainer (cab tilt spring)	5472
Reinforcement (trans. mount insulator front & rear)	7008	Retainer (camshaft bracket seal)	2A312
Reinforcement (trans. rear mount)	7008	Retainer (carb. accelerator pump spring)	9599
Reinforcement assy. (brake air supply manifold)	2B475	Retainer (carb. air cleaner to carb.)	9B672
Reinforcement assy. (hood latch)	16A642	Retainer (carb. choke shaft)	9B527
Reinforcement assy. (radiator grille opening inner)	8C004	Retainer (carb. fast idle cam rod)	9599
Relay (alternator regulator field)	10A376	Retainer (carb. float lever shaft)	9599
Relay (retarder oil temperature warning)	10800	Retainer (carb. pump operating lever)	9568
Relay assy. (A/C & htr. temperature)	19D592	Retainer (carb. pump spring lower)	9-9704
Relay assy. (A/C motor warning lamp)	19D686	Retainer (clutch pedal assist spring)	7540
Relay assy. (accessory safety)	14677	Retainer (distributor breaker plate)	12146
Relay assy. (brake anti-skid)	2C013	Retainer (distributor cam)	12177
Relay assy. (brake system warning)	2B244	Retainer (eng. crankcase vent grommet)	6A892
Relay assy. (C.B. radio speaker)	18B821	Retainer (eng. governor shaft seal)	18218
Relay assy. (horn selector)	13A942	Retainer (eng. governor throttle control shaft seal)	18228
Relay assy. (rear axle shift control)	4A156	Retainer (eng. piston pin)	6140
Relay assy. (stop lamp)	13482	Retainer (eng. valve spring)	6514
Relay assy. (trailer lighting)	13A435	Retainer (front air brake shoe roller to cam)	2046
Relay assy. (volt meter instrument cluster)	14512	Retainer (front axle spindle bushing)	3276
Relay assy. (water temperature indicator warning lamp)	10B840	Retainer (front boot protector)	2B211
Repair kit (fan bracket & pulley)	8B625	Retainer (front wheel hub grease)	1190
Repair kit (rear axle electric shift unit)	4B062	Retainer (front wheel splash shield)	16A592
Repair kit (trans. small parts)	7B331	Retainer (grille side panel upper)	8B175
Reservoir (cab lift pump)	5A365	Retainer (heater core)	18B689
Reservoir (windshield washer)	17618	Retainer (hood check cable)	16B920
Reservoir assy. (brake fluid hydraulic)	2141,	Retainer (hood insulation)	16776
	2K016	Retainer (hood latch support)	16A698
Reservoir assy. (eng. primer)	9A123	Retainer (instrument cluster opening cover)	10C984
Reservoir assy. (exhaust gas recirculating vacuum)	9E453	Retainer (instrument control cable grommet)	10B841
	13A888		




BUY IT NOW!

[Click Here To Order](#)




INDEX

PART NAME	GROUP NUMBER	PART NAME	GROUP NUMBER
Notes: Δ Refer to page 1 of Paint Section			
R — Cont'd		R — Cont'd	
Retainer (intake manifold water thermostat)	8574	Retainer (trans. governor primary valve spring)	7A190
Retainer (lower radiator support insulator)	8B229	Retainer (trans. governor secondary valve spring)	7D218
Retainer (marker lamp)	15A210	Retainer (trans. input shaft bearing)	7050
Retainer (marker lamp lens)	15B428	Retainer (trans. intermediate servo band lever)	7E206
Retainer (parking brake lever boot)	2A714	Retainer (trans. low or overdrive & reverse gate plunger)	7032
Retainer (P/S gear control valve "O" ring)	3E577	Retainer (trans. mainshaft coupling)	7135
Retainer (P/S gear sector shaft seal)	3C617	Retainer (trans. mainshaft rear bearing)	7109, 7195
Retainer (P/S pump rotor shaft bearing)	3-3621	Retainer (trans. output shaft rear bearing)	7085, 7195
Retainer (P/S rotor shaft bearing snap ring)	33621	Retainer (trans. reverse clutch piston ball check)	7E080
Retainer (radiator air side seal)	8354	Retainer (trans. reverse clutch spring)	7D406
Retainer (radiator grille opening side panel mounting)	8A331	Retainer (trans. shift rod poppet spring screw)	7245
Retainer (rear air brake shoe roller)	2356	Retainer (trans. reverse idler bearing)	7155
Retainer (rear axle differential sliding clutch gear)	4N301	Retainer (trans. reverse idler gear)	7155
Retainer (rear axle drive shaft universal joint spider)	4A254	Retainer (trans. reverse plunger retaining spring)	7032
Retainer (rear axle driving pinion oil seal)	4168	Retainer (trans. reverse idler shaft)	7155
Retainer (rear axle power divider differential lockout shifter shaft oil seal)	4457	Retainer (trans. shift rod poppet spring screw)	7245
Retainer (rear axle power divider shaft bearing)	4431	Retainer (transfer case idler and rear output shaft)	7085
Retainer (rear axle power divider shift cylinder strainer plate)	4555	Retainer (transfer case idler shaft bearing)	7085
Retainer (rear axle power divider thru shaft rear bearing)	4477	Retainer (transfer case input shaft bearing)	7050
Retainer (rear axle shift wiring)	14671	Retainer (transfer case output shaft)	7085
Retainer (rear axle sun gear)	4337	Retainer kit (power divider input shaft bearing)	4431
Retainer (rear lamp wire)	13A506	Retainer (warning indicator bulb)	10918
Retainer (rear suspension rear bracket grease)	5K670	Retainer (windshield washer pump)	17B609
Retainer (rear suspension shackie bolt)	5A879	Retainer (windshield wiper motor bushing)	17C436
Retainer (rear wheel grease)	1175	Retainer (windshield wiper motor cup)	17C535
Retainer ring kit (A/C compressor)	19D664	Retainer (windshield wiper motor output gear)	17C474
Retainer (saddle hanger pin bushing)	5A599	Retainer (wiring harness)	14A163
Retainer (speedo, case grommet)	17305	Retainer assy. (A/C hose cover)	19B589, 19D589
Retainer (spotlamp control escutcheon)	15A317	Retainer assy. (cab tilting spring)	5A369
Retainer (starter motor drive stop ring)	11223	Retainer assy. (cowl wiring grommet thru dash)	14608
Retainer (starter motor solenoid plunger spring front)	11183	Retainer assy. (eng. accessory driveshaft)	6A299
Retainer (starter motor solenoid plunger spring rear)	11A057	Retainer assy. (front axle driving pinion)	4614
Retainer (steering column lower bearing seal)	3510	Retainer assy. (fuel pump)	9074
Retainer (steering column shaft universal joint seal)	3C672	Retainer assy. (fuel tank sending unit)	9A307
Retainer (steering column tube)	3499	Retainer assy. (hood support rod)	16B940-1
Retainer (steering gear mounting bolt)	3E714	Retainer assy. (rear axle drive pinion bearing)	4414
Retainer (stoplamp switch)	13A629	Retainer assy. (rear axle driving pinion)	4614
Retainer (trans. air cylinder boot)	7262	Retainer assy. (rear axle power divider input shaft bearing)	4431
Retainer (trans. aux. drive gear)	7135	Retainer assy. (steering column lower bearing)	3D681
Retainer (trans. aux. intermediate sliding clutch gear)	7E082	Retainer assy. (trans. output shaft bearing)	7085
Retainer (trans. countershaft bearing)	7135	Retainer & bearing cup assy. (rear axle drive pinion)	4614
Retainer (trans. countershaft front bearing)	7135	Retainer & seal assy. (rear axle driving pinion bearing)	4674
Retainer (trans. countershaft & reverse idler shaft)	7155	Retainer kit (rear axle pinion shaft pilot bearing)	4A105
Retainer (trans. direct drive clutch piston spring)	7A527	Retainer washer kit (rear air brake adjuster)	2130
Retainer (trans. front bearing)	7050, 7109	Retainer & wiper kit (front hub grease)	1190
Retainer (trans. gate plunger)	7032	Ring (A/C register deflector ring)	19C989
Retainer (trans. governor primary valve spring)	7B293	Ring (alternator rotor slip)	10328
Retainer (trans. governor secondary valve spring)	7262	Ring (alternator sealing)	10121
Retainer (trans. input shaft bearing)		Ring (brake booster control valve body snap)	2415
Retainer (trans. intermediate servo band lever)		Ring (brake booster snap)	2459
Retainer (trans. low or overdrive & reverse gate plunger)		Ring (eng. oil pump intermediate shaft retaining)	6629
Retainer (trans. mainshaft coupling)		Ring (fuel tank sender retainer locking)	9A307
Retainer (trans. mainshaft rear bearing)			
Retainer (trans. output shaft rear bearing)			
Retainer (trans. reverse clutch piston ball check)			
Retainer (trans. reverse clutch spring)			
Retainer (trans. shift rod poppet spring screw)			
Retainer (trans. reverse idler bearing)			
Retainer (trans. reverse idler gear)			
Retainer (trans. reverse plunger retaining spring)			
Retainer (trans. reverse idler shaft)			
Retainer (trans. shift rod poppet spring screw)			
Retainer (transfer case idler and rear output shaft)			
Retainer (transfer case idler shaft bearing)			
Retainer (transfer case input shaft bearing)			
Retainer (transfer case output shaft)			
Retainer kit (power divider input shaft bearing)			
Retainer (warning indicator bulb)			
Retainer (windshield washer pump)			
Retainer (windshield wiper motor bushing)			
Retainer (windshield wiper motor cup)			
Retainer (windshield wiper motor output gear)			
Retainer (wiring harness)			
Retainer assy. (A/C hose cover)			
Retainer assy. (cab tilting spring)			
Retainer assy. (cowl wiring grommet thru dash)			
Retainer assy. (eng. accessory driveshaft)			
Retainer assy. (front axle driving pinion)			
Retainer assy. (fuel pump)			
Retainer assy. (fuel tank sending unit)			
Retainer assy. (hood support rod)			
Retainer assy. (rear axle drive pinion bearing)			
Retainer assy. (rear axle driving pinion)			
Retainer assy. (rear axle power divider input shaft bearing)			
Retainer assy. (steering column lower bearing)			
Retainer assy. (trans. output shaft bearing)			
Retainer & bearing cup assy. (rear axle drive pinion)			
Retainer & seal assy. (rear axle driving pinion bearing)			
Retainer kit (rear axle pinion shaft pilot bearing)			
Retainer washer kit (rear air brake adjuster)			
Retainer & wiper kit (front hub grease)			
Ring (A/C register deflector ring)			
Ring (alternator rotor slip)			
Ring (alternator sealing)			
Ring (brake booster control valve body snap)			
Ring (brake booster snap)			
Ring (eng. oil pump intermediate shaft retaining)			
Ring (fuel tank sender retainer locking)			



BUY IT NOW!

Click Here To Order



INDEX

PART NAME	GROUP NUMBER	PART NAME	GROUP NUMBER
Notes: Δ Refer to page 1 of Paint Section			
R — Cont'd		R — Cont'd	
Ring (front axle shaft drive flange)	4627	Rod (clutch pedal to equalizer)	7A580
Ring (front axle sprindle pin plug)	3118	Rod (clutch pedal to idler lever)	7521
Ring (headlamp bulb retaining)	13015	Rod (clutch release lever)	7521
Ring (horn blowing cam)	13A811	Rod (clutch slave cyl. push)	7A507
Ring (muffler inlet pipe flange)	5C211	Rod (eng. mounted accelerator shaft & bracket to trans.)	7A187
Ring (P/S gear cyl. piston)	3B541	Rod (eng. valve push)	6565
Ring (P/S gear worm shaft retaining)	3D771	Rod (frame No. 2 cross member tie)	5B112
Ring (rear axle differential lock)	4588	Rod (hood support)	16826
Ring (rear axle driving pinion pilot bearing)	4627	Rod (ignition switch actuator)	11A599
Ring (rear axle snap)	4567	Rod (parking brake lever to bellcrank)	2A656
Ring (starter motor drive stop)	11222	Rod (parking brake lever to cam universal)	2826
Ring (trans. aux. output shaft)	7173	Rod (parking brake rod replacement chart)	2853
Ring (trans. forward clutch piston spring pressure)	7D256	Rod (pedal to accelerator)	9738
Ring (trans. governor housing seal)	7D011	Rod (P/S cyl. piston)	3B542
Ring (trans. mainshaft bearing centering)	7482	Rod (P/S gear control valve)	3E589
Ring (trans. mainshaft rear bearing)	7A074	Rod (rear axle air shift push)	4A190
Ring (trans. output shaft second speed gear split retaining)	7109	Rod (rear axle differential lockout shift push)	4565
Ring (trans. output shaft second speed gear synchronizer blocking)	7175	Rod (trans. aux. shift yoke)	7241
Ring (trans. synchronizer blocking)	7107	Rod (trans. direct and overdrive shift)	7241
Ring (trans. synchronizer stop)	7174	Rod (trans. gear selector)	7326
Ring (wheel rim lock)	1021	Rod (trans. gearshift)	7241, 7358
Ring assy. (headlamp adjusting)	13118-9	Rod (trans. kickdown control shaft to trans.)	7A187
Ring & pins (trans. second & third speed synchronizer)	7174	Rod (trans. remote control shift)	7241
Ring gear & pinion kit (front axle)	4209	Rod (trans. retarder valve control pedal)	7B136
Ring gear & pinion kit (rear axle)	4209, 4309	Rod (trans. shift)	7A066
Ring set (eng. piston partial)	6148	Rod (trans. shift control rear)	7B106
Rivet (distributor terminal housing hold down clamp)	12145	Rod (trans. throttle control valve)	7A380
Rivet (rear axle differential drive gear)	4558	Rod (trans. underdrive shift)	7240
Rod (accelerator pedal to lower shaft lever)	9A886	Rod (underdrive gearshift control slide)	7969
Rod (accelerator shaft to carb.)	9746	Rod assy. (accelerator bellcrank to fuel pump lever)	9A805
Rod (accelerator shaft to trans. control shaft)	9784	Rod assy. (accelerator pedal lever to accelerator shaft)	9A710
Rod (air comp. adjusting arm)	10C344	Rod assy. (accelerator shaft connector)	9A844
Rod (alt. adjusting arm)	10C344	Rod assy. (accelerator shaft to carburetor)	9747
Rod (aux. trans. direct & overdrive gearshift control slide)	7959	Rod assy. (accelerator shaft to carburetor)	9A722
Rod (aux. trans. gearshift control connecting)	7A313-5	Rod assy. (accelerator shaft to fuel pump)	9B885
Rod (aux. trans. underdrive gearshift control slide)	7969	Rod assy. (accelerator shaft upper lever to carb.)	9B709
Rod (brake)	2462	Rod assy. (accelerator to bellcrank)	9A702
Rod (brake cyl. to brake shoe push)	2129	Rod assy. (bellcrank to carb.)	9772
Rod (brake master cylinder push)	2143	Rod assy. (bellcrank to fuel pump lever)	9772
Rod (brake pedal to bellcrank)	2A525	Rod assy. (brake air chamber piston)	2A465
Rod (cab suspension position valve)	5C070	Rod assy. (cab lift cylinder)	5A394
Rod (carb. accelerator pump link to overtravel lever)	9B542	Rod assy. (clutch vertical control)	7B560
Rod (carb. choke control)	9A599	Rod assy. (eng. connecting)	6200
Rod (carb. metering)	9A526	Rod assy. (fender sight)	16B184
Rod (carb. secondary throttle control)	9C504	Rod assy. (front wheel spindle connecting)	3280
Rod (clutch master cyl. push)	7A541	Rod assy. (governor to carb.)	9818
Rod (clutch pedal to bellcrank)	7521	Rod assy. (hood sight)	16B184
		Rod assy. (parking brake control)	2824
		Rod assy. (parking brake lever to rear cross shaft lever)	2853
		Rod assy. (rear brake air chamber piston)	2A465
		Rod assy. (rear view outside mirror pivot)	17C736
		Rod assy. (trans. control shaft to governor)	7E356



BUY IT NOW!

Click Here To Order



INDEX

PART NAME	GROUP NUMBER	PART NAME	GROUP NUMBER
Notes: Δ Refer to page 1 of Paint Section			
R — Cont'd		S — Cont'd	
Rod assy. (trans. control shaft to trans.)	7A186	Screw (front brake adjusting)	2041,
Rod assy. (trans. gearshift cross)	7K046		2046
Rod assy. (trans. shift control front)	7B140	Screw (headlamp adjusting)	13032
Roller (parking brake cam)	2A648	Screw (P/S gear actuator adjusting)	3E591
Roller (rear air brake shoe anchor pin)	2359	Screw (P/S gear control valve adapter)	3E610
Roller (rebound)	5K834	Screw (P/S gear housing cover)	3E616
Roller (trans. converter stator clutch)	7190	Screw (P/S gear sector shaft seal)	3E617
Roller (trans. countershaft gear pilot bearing)	7193	Screw (P/S gear valve housing retaining)	3E572
Roller (trans. input shaft bearing)	7120	Screw (rear axle differential oil trough)	4A133
Roller (trans. input shaft pilot bearing)	7118	Screw (rear axle driving gear thrust block adjusting)	4189
Roller (trans. output shaft bearing)	7120	Screw (rear axle housing tube)	4A029
	7B412,	Screw (rear axle oil filter element)	4A133
	7B422	Screw (rear axle shift drive)	4086
Roller (trans. reverse idler gear bearing)	7120,	Screw (rear axle shift push rod collar)	4393
	7145,	Screw (rear axle shifter fork adjusting)	4332
	7B369	Screw (rear axle thrust adjusting)	4189
Roller assy. (air brake actuating wedge brake)	2B207	Screw (rear brake adjusting)	2041
Rotor assy. (alternator)	10335	Screw (spotlamp mounting)	15A315
Rotor assy. (distributor)	12200	Screw (starter motor brush holder)	11A046
Rotor & shaft assy. (eng. oil pump drive)	6608	Screw (starter motor cover band)	11A055
Rubber lubricants	Δ	Screw (starter motor housing)	11A058
Rubbing compounds	Δ	Screw (starter motor pole piece)	11415
Rust penetrant and inhibitor	Δ	Screw (starter motor solenoid terminal)	11A034
		Screw (starter motor solenoid terminal battery)	11A033
		Screw (starter motor solenoid terminal motor)	11A032
Saddle (rear suspension support beam)	5874	Screw (steering gear sector shaft adjusting)	3577
Safety valve (air brake reservoir)	18773	Screw (trans. gear shifter gate)	7245
Scoop (engine air cleaner inlet)	9B926	Screw (trans. low & reverse gear shifter shaft lock)	7214
Scoop (rear axle power divider differential oil)	4572	Screw (trans. shift fork set)	7B360
Scoop assy. (engine air cleaner)	9B933	Screw (trans. reverse band adjusting)	7A178
Scraper (rear cross shaft)	7052	Screw & nut assy. (rear brake air chamber breather)	2A481
Screen (A/C compressor oil suction)	19D652	Screw & sleeve assy. (brake shoe adjusting lever)	2A181-2
Screen (carb. air vent)	9G574	Screw & washer (carb. air horn)	9F529
Screen (carb. fuel filter)	9F525,	Screw assy. (brake adjustment)	2046
	9938	Seal (accelerator shaft)	9E826
Screen (engine air cleaner air intake)	9B636	Seal (A/C evaporator case cover)	19B738
Screen (radio speaker)	18836	Seal (A/C evaporator case damper)	19C797
Screen (trans. main control pump inlet)	7E387	Seal (A/C evaporator core)	19A590
Screen (voltage regulator cover)	10A600	Seal (A/C evaporator core to case)	19D578
Screen assy. (engine air cleaner duct)	9B636	Seal (A/C evaporator core tube to case)	19B552
Screen assy. (trans. oil pan)	7A098	Seal (A/C evaporator louver upper)	19686
Screen, tube & cover assy. (eng. oil pump)	6622	Seal (A/C & heater blower motor cover)	19D643
Screw (A/C compressor charging oil drain plug)	19D658	Seal (A/C & htr. outlet to panel)	18K412
Screw (brake adjusting)	2041	Seal (A/C & htr. from htr. chamber to A/C chamber)	18K324
Screw (brake air chamber pressure plate)	2C475		
Screw (brake anchor pin)	4399	Seal (A/C & htr. duct adapter)	18K300
Screw (brake chamber pressure plate)	2C475	Seal (A/C & htr. air damper door)	18K576
Screw (brake cylinder bleeder)	2208	Seal (A/C & htr. air duct to inlet)	18662
Screw (brake self-tapping)	2A133	Seal (air brake camshaft bracket)	2330
Screw (carb. air cleaner retainer to carb.)	9C631	Seal (air cleaner to hood)	9B624
Screw (carb. fast idle adjusting)	9B538	Seal (alternator)	10B380
Screw (carb. pump discharge nozzle)	9577	Seal (alternator bearing)	10K310
Screw (carb. throttle body)	9F259	Seal (booster "O" ring)	7A294
Screw (carb. throttle plate)	9586	Seal (brake air hose)	2C076
Screw (distributor bracket lock)	12230		



BUY IT NOW!

Click Here To Order



COPYRIGHT © 1980—

FORD MOTOR
COMPANY

—DEARBORN, MICHIGAN

NEW ISSUE

INDEX

PART NAME	GROUP NUMBER	PART NAME	GROUP NUMBER
Notes: Δ Refer to page 1 of Paint Section			
S — Cont'd		S — Cont'd	
Seal (brake air supply manifold)	2B409	Seal (rear axle power divider differential lockout shifter shaft oil)	4456
Seal (brake booster check valve)	2B073	Seal (rear axle power divider main driveshaft front bearing)	4573
Seal (brake booster push rod)	2384	Seal (rear axle power divider output shaft oil)	4476
Seal (brake booster rod)	2373	Seal (rear axle shift fork)	4072, 4344
Seal (brake booster valve piston)	2399	Seal (rear axle shift housing cover)	4334
Seal (brake booster vacuum poppet)	2308	Seal (rear brake air chamber)	28028
Seal (brake control valve)	2B456	Seal (rear spring seat oil)	5A558
Seal (camshaft bracket)	2A311, 2330	Seal (starter motor lever housing oil)	11A054
Seal (carb. choke rod)	9B501	Seal (starter motor rear end housing)	11K013
Seal (carb. fast idle rod)	9B501	Seal (starter motor solenoid terminal)	11A035
Seal (carb. governor body to throttle body)	9948	Seal (steering column shaft)	3B631
Seal (carb. governor diaphragm cover wire)	9989	Seal (steering column weather)	3513
Seal (carb. idle adjusting needle)	9634	Seal (steering gear sector shaft dust)	3586, 3738
Seal (engine air cleaner scoop radiator grille)	9B927	Seal (steering gear sector shaft housing)	3591
Seal (eng. crankshaft rear main bearing cap)	6336	Seal (steering gear sector shaft oil)	3738
Seal (eng. cylinder front cover oil)	6700	Seal (trans. aux. rear bearing cover oil)	7918
Seal (eng. flywheel housing cover plate)	6411	Seal (trans. aux. shift piston "O" ring)	7288
Seal (eng. governor shaft)	18217	Seal (trans. clutch piston)	7C099
Seal (eng. governor throttle control shaft)	18215	Seal (trans. clutch piston oil)	7C099
Seal (eng. oil filter cover)	6838	Seal (trans. direct drive clutch piston)	7A548
Seal (eng. valve stem)	6571	Seal (trans. forward clutch)	7D019
Seal (fan oil)	8K606	Seal (trans. front and center support)	7D019
Seal (front axle shaft oil)	3254	Seal (trans. forward clutch and turbine shaft)	7D019
Seal (front axle spindle pin)	3171	Seal (trans. forward clutch cylinder)	7D019
Seal (front axle spindle pin dust)	3125	Seal (trans. forward clutch piston oil)	7A548
Seal (front axle steering arm ball stud dust)	3332	Seal (trans. gearshift rod)	7288
Seal (front fender)	16308-9	Seal (trans. input shaft bearing retainer oil)	7052
Seal (front fender apron to dash)	16B126	Seal (trans. input shaft front)	7A283
Seal (front fender to cowl)	16126	Seal (trans. input shaft oil)	7048, 7B215
Seal (front fender to front body pillar)	16246	Seal (trans. intermediate band servo piston)	7D024-5
Seal (front susp. or steering ball stud dust)	3332	Seal (trans. main drive gear oil)	7048
Seal (front wheel spindle connecting rod end dust)	3332	Seal (trans. main shaft oil)	7052
Seal (fuel filter center bolt)	9150	Seal (trans. manual control lever oil)	7B498
Seal (fuel tank sender)	9E275	Seal (trans. output shaft bearing cap)	7052
Seal (fuel tank to support)	9N059	Seal (trans. output shaft bearing retainer oil)	4813, 7A783
Seal (heater blower door)	18B253	Seal (trans. output shaft oil)	7A011
Seal (heater core to A/C blower housing)	18A372	Seal (trans. range clutch)	7C099
Seal (heater to dash panel)	18529	Seal (trans. rear oil)	7A283
Seal (hood stabilizer bracket)	16C702	Seal (trans. rear shift pipe adapter)	7B270
Seal (instrument lamp body)	13A771	Seal (trans. reverse clutch piston)	7D403-4
Seal (intake manifold to cyl. block)	9A424-5	Seal (trans. reverse gear shifter arm pivot rubber)	7288
Seal (P/S control valve adapter)	3E614	Seal (trans. shift rod)	7288
Seal (P/S cylinder control valve)	3C515	Seal (trans. shift shaft)	7288
Seal (P/S gear housing cover)	3D774	Seal (trans. throttle control outer lever)	7-7265
Seal (P/S gear housing upper cover)	3E562	Seal (transfer case brake drum hub oil)	7B215
Seal (P/S gear worm)	3D519	Seal (transfer case input shaft oil)	7B215
Seal (P/S pump rotor shaft oil)	3B592	Seal (transfer case output shaft oil)	7B215
Seal (radiator air deflector)	8348-9	Seal (universal joint grease)	4706
Seal (radiator air side deflector inner)	8-8257		
Seal (radiator shutter)	8A089		
Seal (rear axle drive pinion shaft oil slinger)	4A670		
Seal (rear axle driving pinion oil)	4676		
Seal (rear axle idler gear shaft oil)	4593		



BUY IT NOW!

Click Here To Order



INDEX

PART NAME	GROUP NUMBER	PART NAME	GROUP NUMBER
Notes: Δ Refer to page 1 of Paint Section			
S — Cont'd		S — Cont'd	
Seal (voltage regulator cover)	10A597	Shackle kit (rear spring)	5630
Seal (water pump)	8564	Shaft (accelerator pedal)	9B768
Seal (water thermostat)	8590	Shaft (air compressor belt idler pulley)	2876
Seal (windshield washer nozzle)	17634	Shaft (alternator rotor)	10330
Seal (windshield wiper motor access cover)	17B465	Shaft (brake & clutch pedal)	7506
Seal (windshield wiper motor driveshaft)	17B500	Shaft (carb. float lever)	9558
Seal (windshield wiper pivot shaft)	17A475	Shaft (clutch forward relay lever)	7510
Seal (wire terminal weather)	12113	Shaft (clutch release)	7510, 7590
Seal assy. (A/C compressor crankcase)	19655	Shaft (distributor)	12175
Seal assy. (air brake shoe actuator)	2B009	Shaft (distributor eng. governor)	12459
Seal assy. (brake shoe actuator boot adjusting piston)	2B009	Shaft (eng. valve rocker arm)	6563
Seal assy. (brake shoe actuator boot anchor piston)	2B009	Shaft (front axle pinion differential)	4211
Seal assy. (brake spider camshaft)	2B038	Shaft (headlamp switch knob)	11663
Seal assy. (brake vacuum booster control valve)	2A588	Shaft (P/S pump rotor)	3B559
Seal assy. (radiator air deflector upper)	8A337	Shaft (radiator & headlamp guard latch)	8B491
Seal assy. (radiator to splash shield)	8A310	Shaft (rear axle differential idler gear)	4581
Seal assy. (radiator upper to support)	8A398	Shaft (rear axle differential shift fork)	4149
Seal assy. (rear axle input shaft)	4676	Shaft (rear axle pinion differential)	4211
Seal assy. (rear axle output shaft)	4676	Shaft (rear axle power divider differential pinion)	4411
Seal assy. (rear suspension support beam)	5878	Shaft (rear axle power divider input)	4446
Seal assy. (trans. control selector cable)	7E441	Shaft (rear axle power divider output)	4471
Seal & gasket kit (P/S reservoir to pump)	3D684	Shaft (rear axle power divider thru shaft)	4579
Seal kit (A/C compressor shaft)	19D665	Shaft (rear cross)	7B009
Seal kit (eng. crankshaft rear main bearing)	6A321	Shaft (rear suspension support beam to axle housing)	5882
Seal kit (front spindle oil)	1190	Shaft (steering gear sector)	3575
Seal kit (P/S gear)	3E500-2	Shaft (steering idler arm pivot)	3354
Seal kit (rear axle drive pinion)	4676	Shaft (trans. air valve actuating)	7B104
Seal & trunnion assy. (steering gear sector shaft adapter)	3738	Shaft (trans. aux. drive gear)	7358
Sealers	Δ	Shaft (trans. aux. range shifter)	7358
Seat (air brake shoe to cam)	2023	Shaft (trans. first and second)	7358
Seat (carb. secondary adjustment control valve)	9540	Shaft (trans. first & second gear shifter)	7240
Seat (eng. valve rocker arm fulcrum)	6A528	Shaft (trans. fourth and direct)	7358
Seat (front air brake shoe to cam)	2023	Shaft (trans. fourth & direct gear shifter)	7334
Seat (P/S gear piston poppet valve)	3E623	Shaft (trans. gear shifter)	7240-2 7334
Seat (rear spring)	5793	Shaft (trans. gearshift cross front)	7B105
Seat (tot guard child safety)	19E535	Shaft (trans. gearshift lever)	7240
Seat (trans. gearshift lever spring)	7228	Shaft (trans. input)	7015, 7017
Seat assy. (brake booster outlet tube)	2B351	Shaft (trans. intermediate band actuating lever)	7D433
Seat assy. (water pump pulley)	8517	Shaft (trans. low & reverse gear shifter fork)	7358
Sender (exhaust temperature)	10C871	Shaft (trans. outer shift front)	7358
Sender (oil temp. indicator)	10B862	Shaft (trans. output)	7060-1
Sender (water temp. indicator eng. unit)	10884	Shaft (trans. rear cross)	7B009
Sensor and retainer assy. (tachometer)	17B384	Shaft (trans. retarder control pedal rod to valve lever)	7-7904
Sensor assy. (brake skid control)	2B372	Shaft (trans. reverse gear shifter)	7242
Sensor assy. (speed control)	9E731	Shaft (trans. reverse idler gear)	7140, 7142
Sensor gage block kit (brake skid control)	2C062	Shaft (trans. second and third)	7334, 7358
Sensor retainer kit (brake skid control)	2C061	Shaft (trans. slave unit actuating)	7247
Separator (ignition wire)	12297	Shaft (trans. third & high or fourth gear shifter)	7241
Separator assy. (air cleaner moisture)	9B994		
Separator assy. (fuel vacuum)	9C369		
Servo assy. (air conditioner)	19D669		
Servo assy. (speed control)	9C735		
Shackle (front spring)	5B311		
Shackle kit (front spring)	5304		



BUY IT NOW!

Click Here To Order



COPYRIGHT © 1980—

FORD MOTOR
COMPANY

—DEARBORN, MICHIGAN

NEW ISSUE

INDEX

PART NAME	GROUP NUMBER	PART NAME	GROUP NUMBER
Notes: Δ Refer to page 1 of Paint Section			
S — Cont'd		S — Cont'd	
Shaft (windshield defroster door control)	18A292	Shield (eng. primer reservoir valve)	9A163
Shaft (windshield defroster door pivot)	18C278		
Shaft (transfer case idler)	7140	Shield (eng. noise insulator)	6774,6775-6
Shaft (transfer case input)	7017	Shield (eng. splash rear side)	16594
Shaft (transfer case output)	7061	Shield (front fender apron splash)	16102-3
Shaft assy. (A/C & heater plenum & def. nozzle)	18C638	Shield (exhaust manifold splash)	9A462, 9A456
Shield (clutch slave cylinder heat)	7B629		
Shaft assy. (A/C damper door)	19C774	Shield (front fender opening splash front)	16F570-1
Shaft assy. (accelerator to bellcrank)	9D716	Shield (front fender opening splash rear)	16G554-5
Shaft assy. (coupling)	4816-7	Shield (front fender splash rear)	16B568-9
Shaft assy. (coupling trans. to aux. trans.)	4606	Shield (front wheel splash inner)	16A590
Shaft assy. (drive)	4602-6, 4A603	Shield (front wheel splash outer)	16A588
		Shield (fuel tank cover plate)	9A037 9240
Shaft assy. (eng. accessory drive)	6A283		
Shaft assy. (eng. governor)	18205	Shield (fuel tube)	9C291
Shaft assy. (eng. oil pump intermediate)	6A618	Shield (fuel vapor valve)	9B106
Shaft assy. (fan clutch)	8B649	Shield (generator heat)	10A346
Shaft assy. (inter axle drive)	4964	Shield (horn splash)	13A819
Shaft assy. (rear axle)	4234, 4235	Shield (ign. wire heat)	12A215
		Shield (muffler inlet pipe)	5290
Shaft assy. (steering column)	3A526	Shield (parking brake drum)	2A703-4
Shaft assy. (trans. retarder pedal rod)	7D445	Shield (P/S drag link dust)	3337
Shaft assy. (windshield wiper guide pivot)	17B455	Shield (rear axle power divider oil filter)	4A421
Shaft & bearing assy. (water pump)	8530	Shield (radiator splash)	8A308-9
Shaft & bracket assy. (eng. mounted accelerator)	7A185	Shield (radio frequency suppression)	19A145
Shaft & bracket assy. (fan clutch)	8B644	Shield (starter motor heat)	11006
Shaft & bushing (rear axle power divider output)	4553	Shield (trans. oil cooler)	7C164
Shaft & control assy. (P/S gear input)	3D517	Shield (universal joint dust)	4708
Shaft & housing assy. (accelerator)	9A888	Shield (wiring)	14A099
Shaft & joint assy. (axle)	3219-20	Shield kit (rear wheel and cab splash)	16N348
Shaft & lever assy. (carb. choke)	9546	Shield assy. (clutch release lever dust)	7513
Shaft & worm assy. (steering gear)	3524	Shield assy. (eng. splash rear)	16E556
Shaft kit (eng. governor)	12459	Shield assy. (front shock absorber heat)	18A131
Shaft kit (power divider input)	4446	Shield assy. (front wheel splash)	16A266-7
Shaft kit (power divider output)	4471	Shield assy. (front wheel splash rear)	16A324-25
Shaft kit (rear axle shift fork)	4149	Shield (splash rear wheel mounting kit)	16C568
Shaft & gear assy. (power divider idler pump)	4581	Shield assy. (warning indicator lamp lighting)	13B757
Shaft (power divider idler pump gear)	4581	Shield assy. (wiring)	14A177
Shell (trans. input)	7D064	Shield assy. (radiator grille heat)	8C122-3
Shell (wiring connector)	14A309	Shift assy. (rear axle)	4062
Shield (A/C evaporator expansion valve)	19D595	Shift assy. (rear axle air shift control)	4589
Shield (air cleaner dirt ejection valve heat)	9E610	Shift assy. (rear axle power divider lockout)	4062
Shield (alternator heat)	10A346	Shift assy. (two-speed rear axle)	4062
Shield (alternator splash)	10317	Shift fork & push rod assy. (air)	4450
Shield (battery)	10757	Shift fork kit (rear axle)	4045
Shield (brake air compressor governor heat)	2A878	Shift rail (trans. front declutch)	7240
Shield (brake booster)	2B485	Shift rail (transfer case hi-lo speed)	7240
Shield (brake dust)	2214	Shift repair kit (rear axle two speed)	4A098
Shield (brake tube)	2B085	Shift rod (trans. remote control)	7241
Shield (cab lock mechanism)	5B119	Shim (front axle spindle pin)	3117
Shield (cab suspension air spring heat)	5B414	Shim (front suspension)	3043
Shield (cab suspension tilt cylinder heat)	5B415	Shim (hood hinge)	16B792
Shield (clutch equalizer heat)	7B606	Shim (hood stabilizer)	16583
Shield (dist. frequency suppressor)	12A210	Shim (radiator & headlamp guard)	8B480
Shield (eng. primer tank)	9A163	Shim (rear axle drive pinion bearing retainer)	4436, 4536



BUY IT NOW!

[Click Here To Order](#)



1973/79
TRUCK SERIES 600/900

ALPHABETICAL INDEX CHASSIS PARTS 37

INDEX

PART NAME	GROUP NUMBER	PART NAME	GROUP NUMBER
Notes: Δ Refer to page 1 of Paint Section			
S — Cont'd		S — Cont'd	
Shim (rear axle driving pinion bearing sleeve)	4662	Sleeve (trans. fourth gearshift shaft stop)	7A064
Shim (rear axle power divider input shaft bearing retainer)	4436	Sleeve (trans. gearshift cable ends adjustment)	7353
Shim (rear axle gearshaft bearing cage)	4536	Sleeve (trans. gearshift connecting rod adjustment)	7353
Shim (trans. countershaft bearing retainer)	7944	Sleeve (trans. gearshift rod)	7A064
Shim (trans. countershaft rear bearing cap)	7944	Sleeve (trans. main oil pressure booster)	7D002
Shim (trans. output shaft fourth speed gear)	7160	Sleeve (trans. oil distributor)	7C232
Shim (trans. synchronizer to output shaft & third speed idler gear)	7160	Sleeve (trans. output shaft)	7A075, 7106, 7115
Shim (transfer case bearing cap)	7026	Sleeve (trans. output shaft first speed gear)	7B342
Shim (transfer case front bearing)	7029	Sleeve (trans. output shaft fourth speed gear)	7105, 7B219
Shim (transfer case input shaft)	7029	Sleeve (trans. output shaft second speed gear)	7A075
Shim (transfer case output shaft rear bearing cap)	7029	Sleeve (trans. output shaft third speed gear)	7105, 7B176
Shim (transfer case rear output bearing)	7026, 7029	Sleeve (trans. reverse idler oil)	7C232
Shim kit (trans. countershaft rear bearing cap)	7944	Sleeve (trans. synchronizer sliding)	7187
Shock absorber kit (front)	18124	Sleeve (trans. underdrive gear)	7A063
Shock absorber kit (rear)	18125	Sleeve (wiring connector)	14489
Shoe (trans. reverse gear shifter arm)	7235	Sleeve Assy. (accelerator trunnion to bellcrank)	9D719
Shoe (trans. reverse gear shifting)	7409	Sleeve Assy. (speedo. gear)	17297
Shoe (trans. shift fork)	7B403	Sleeve & bushing Assy. (clutch pressure plate release)	7580
Shoe & lining Assy. (front brake)	2018-9	Slide (spring alignment)	5892
Shoe & lining Assy. (rear brake)	2218-9	Sliding clutch kit (rear axle)	4A195
Shroud (carb. air cleaner air duct)	9A603	Slinger (brake front hub oil)	2241
Shroud (exhaust air supply pump)	9F436	Slinger (driveshaft stud yoke)	4791
Shroud (fan)	8146	Slinger (eng. crankshaft oil)	6310
Shroud (steering column)	3530	Slinger (rear axle drive pinion shaft oil)	4670
Shutter Assy. (A/C evaporator case)	19D582	Slinger (rear hub oil)	1165
Shutter Assy. (radiator)	8475	Slinger (trans. countershaft oil)	7C016
Sidemember (frame)	5015	Slip yoke (rear axle universal joint)	4841
Signal & wire Assy. (trans. retarder oil temperature warning)	7A070	Snap ring (front axle spindle bolt plug retainer)	3118
Slave shift cylinder kit	7A508	Snap ring (power divider idler pump shaft)	4593
Sleeve (accelerator pedal to lower shaft lever rod)	7353	Snap ring (power steering cylinder)	3L656
Sleeve (brake actuating spring anchor)	2A183	Snap ring (rear brake air chamber cylinder)	2A489
Sleeve (brake adjusting lever)	2175	Snap ring (rear cross shaft)	7064
Sleeve (clutch adjusting)	7B590	Snap ring (steering gear sector shaft adjusting screw)	3549
Sleeve (distributor shaft plate)	12A075	Snap ring (steering gear sector shaft bearing retainer)	3549
Sleeve (eng. governor shaft thrust)	18212	Snap ring (trans. aux. countershaft)	7064, 7178
Sleeve (eng. valve spring retainer)	6517	Snap ring (trans. aux. countershaft bearing)	7064, 7162
Sleeve (fuel tank strap adjustable)	9B014	Snap ring (trans. aux. drive gear)	7064
Sleeve (fuel vapor storage canister purge inlet)	9E629	Snap ring (trans. aux. first and second speed gear)	7C212
Sleeve (parking brake cable)	2A776	Snap ring (trans. aux. intermediate sliding clutch)	7162
Sleeve (P/S cyl. hydraulic control valve)	3A278	Snap ring (trans. aux. output shaft third and fourth speed gear)	7A074, 7C212
Sleeve (P/S drag link outer)	3-3311	Snap ring (trans. aux. reduction gear)	7A628
Sleeve (rear axle shift control tube)	4A926	Snap ring (trans. aux. shift cylinder)	7030
Sleeve (rear suspension support beam)	5A553	Snap ring (trans. center support)	7968
Sleeve (starter motor coil retaining)	11105	Snap ring (trans. clutch)	7951
Sleeve (steering column tube bearing)	3518	Snap ring (trans. converter stator clutch retainer)	7945
Sleeve (steering column tube to bracket)	3693		
Sleeve (steering column tube to bracket)	3693		
Sleeve (trans. adapter plate alignment)	7311		
Sleeve (trans. control cable end adjustment)	7353		
Sleeve (trans. direct & overdrive)	7933		
Sleeve (trans. fourth & fifth speed synchronizer gear sliding)	7187		



BUY IT NOW!

Click Here To Order

— COPYRIGHT © 1981 —

FORD MOTOR
COMPANY

— DEARBORN, MICHIGAN

CHANGE 3



INDEX

PART NAME	GROUP NUMBER	PART NAME	GROUP NUMBER
Notes: Δ Refer to page 1 of Paint Section			
S — Cont'd		S — Cont'd	
Snap ring (trans. countershaft bearing)	7030, 7160	Snap ring (trans. output shaft 2nd speed gear)	7160, 7161
Snap ring (trans. countershaft cluster gear & shaft rear bearing to shaft)	7178	Snap ring (trans. output shaft spacer)	7059
Snap ring (trans. countershaft cluster gear shaft rear bearing)	7070	Snap ring (trans. output shaft second gear)	7160
Snap ring (trans. countershaft constant mesh drive gear)	7064, 7162	Snap ring (trans. output shaft second speed idler gear retaining)	7059
Snap ring (trans. countershaft drive gear)	7162	Snap ring (trans. output shaft synchronizer)	7059, 7161
Snap ring (trans. countershaft fourth speed)	7162	Snap ring (trans. output shaft third & fourth gear clutch)	7C212
Snap ring (trans. countershaft gear and shaft retaining)	7162	Snap ring (trans. pilot roller bearing retainer)	7059
Snap ring (trans. countershaft hole expansion plug retaining)	7178	Snap ring (trans. rear cross shaft)	7064
Snap ring (trans. countershaft reverse gear)	7162	Snap ring (trans. reverse idler gear bearing roller)	7156
Snap ring (trans. fifth speed gear retaining)	7063	Snap ring (trans. second & third hub)	7160
Snap ring (trans. first & second speed synchronizer hub)	7109	Snap ring (trans. shift bracket plunger)	7030
Snap ring (trans. first speed gear)	7160	Snap ring (trans. synchronizer hub)	7059
Snap ring (trans. fourth & fifth speed hub sleeve)	7064, 7178	Snap ring (transfer case brake drum hub)	7064
Snap ring (trans. governor)	7E253	Snap ring (transfer case output shaft)	7064
Snap ring (trans. input shaft bearing)	7026,	Snap ring (universal joint bearing)	4891
Snap ring (trans. input shaft hearing retainer)	7030, 7070, 7162	Snap rings & bearings repair kit (trans.)	7B331
Snap ring (trans. input shaft bearing roller retainer washer)	7117	Socket (brake adjusting screw)	2048
Snap ring (trans. input shaft bearing to shaft)	7064	Socket assy. (dome lamp)	13793
Snap ring (trans. input shaft gear)	7064	Socket assy. (instrument panel lamp)	13711
Snap ring (trans. main shaft front quill)	7064	Socket & clamp assy. (P/S ball stud)	3D717
Snap ring (trans. main shaft gear)	7064	Socket & retainer assy. (cigar lighter)	15055
Snap ring (trans. main shaft key)	7064	Socket & wire (instrument panel lamp)	13621
Snap ring (trans. mainshaft intermediate drive gear)	7162	Socket & wiring assy. (A/C & htr. control lamp)	18541
Snap ring (trans. mainshaft output shaft drive gear)	7064	Socket and wiring assy. (body side lamp or roof marker)	15A442
Snap ring (trans. mainshaft thrust washer)	7030, 7064	Socket & wiring assy. (instrument panel lamp)	13A719
Snap ring (trans. output shaft)	7064, 7160, 7667	Solenoid (brake skid control modulator)	2C064
Snap ring (trans. output shaft bearing)	7026, 7030, 7070	Solenoid assy. (carb. float bowl vent)	9B982
Snap ring (trans. output shaft bearing retainer)	7030, 7070	Solenoid assy. (fuel shut-off valve)	9D278
Snap ring (trans. output shaft bearing to shaft)	7064	Solenoid assy. (starter motor)	11390
Snap ring (trans. output shaft drive gear)	7064	Spacer (air brake camshaft adjuster)	2138
Snap ring (trans. output shaft fourth gear)	7064	Spacer (A/C compressor clutch hub)	19D648
Snap ring (trans. output shaft fourth speed gear retaining)	7059	Spacer (air compressor adjusting arm bracket)	2A949
Snap ring (trans. output shaft gear)	7064	Spacer (alternator fan)	10A344
Snap ring (trans. output shaft ring gear retainer)	7C242	Spacer (alternator pulley)	10A344
		Spacer (alternator rectifier mounting)	10A382
		Spacer (aux. spring to rear spring)	5594
		Spacer (battery hold down)	10747
		Spacer (battery shield)	10A723
		Spacer (battery support to frame)	10A652
		Spacer (brake camshaft adjuster)	2138
		Spacer (brake dust shield)	2224
		Spacer (brake manifold air fitting)	2A308
		Spacer (brake master cyl. push rod)	2B129
		Spacer (brake vacuum booster air cleaner mtg.)	2A534
		Spacer (cab lock bolt)	5K364
		Spacer (cab mounting frame rear member to frame sidemember)	5A389
		Spacer (cab suspension air spring retainer)	5B416
		Spacer (carb. secondary throttle control)	9614
		Spacer (carb. to intake manifold)	9A589
		Spacer (clutch pedal outer)	7606



BUY IT NOW!

Click Here To Order



INDEX

PART NAME	GROUP NUMBER	PART NAME	GROUP NUMBER
Notes: Δ Refer to page 1 of Paint Section			
S — Cont'd		S — Cont'd	
Spacer (disc wheel hub)	1A014	Spacer (rear suspension center bushing)	5A697
Spacer (distributor eng. governor housing oil seal)	12477	Spacer (rear wheel parking brake bellcrank to trans.)	2A750
Spacer (eng. accessory drive)	6B250	Spacer (speedo. drive gear)	17288
Spacer (eng. camshaft gear or sprocket)	6265	Spacer (starter motor)	11N004
Spacer (eng. crossmember)	6A096	Spacer (starter motor armature)	11A051
Spacer (eng. flywheel reinforcing plate)	6376	Spacer (starter motor grounded brush holder)	11A043
Spacer (eng. front support insulator)	6A066	Spacer (starter motor insulator brush holder)	11A042
Spacer (eng. support insulator)	6A027	Spacer (steering gear housing)	3A572
Spacer (eng. valve spring)	6515	Spacer (steering gear to frame)	3566
Spacer (front axle driving pinion bearing flange)	4662	Spacer (throttle cable bracket)	9K706
Spacer (front axle driving pinion bearing retainer)	4537	Spacer (throttle control bracket)	9B867
Spacer (front axle spindle bearing)	3299	Spacer (trans. aux. countershaft bearing)	7125
Spacer (front hub grease retainer)	1212	Spacer (trans. aux. shift drive gear)	7115
Spacer (front spring bracket)	5B309	Spacer (trans. control lever)	7E097
Spacer (front spring bolt)	5458	Spacer (trans. control selector lever mounting bracket)	7370
Spacer (front spring to axle)	5A313	Spacer (trans. countershaft drive gear)	7115
Spacer (front wheel inner bearing)	1213	Spacer (trans. countershaft gear pilot bearing)	7115, 7135
Spacer (fuel tank support)	9N062	Spacer (trans. gearshift rod)	7E275
Spacer (headlamp switch)	11675	Spacer (trans. input shaft)	7A059
Spacer (heater core)	18C632	Spacer (trans. input shaft bearing)	7063
Spacer (horn mounting)	13925	Spacer (trans. input shaft bearing to inner race)	7063
Spacer (muffler)	3573	Spacer (trans. mainshaft gear)	7173
Spacer (parking brake bellcrank to trans.)	2A750	Spacer (trans. mounting)	7C286
Spacer (P/S control valve centering spring)	3C518	Spacer (trans. oil filter cover)	7C021
Spacer (P/S cyl. mounting bracket)	3C626	Spacer (trans. output shaft)	7482
Spacer (P/S gear actuator)	3E567	Spacer (trans. output shaft bearing)	7B320
Spacer (P/S gear piston poppet valve)	3E625	Spacer (trans. output shaft gear)	7115, 7173
Spacer (P/S pump adjusting bracket)	3D600	Spacer (trans. output shaft needle bearing)	7A076, 7117
Spacer (P/S pump mounting)	3642	Spacer (trans. output shaft rear bearing)	7072
Spacer (pulley to fan)	8546	Spacer (trans. output shaft reduction gear)	7B334
Spacer (radiator)	8A045	Spacer (trans. output shaft second speed gear bearing)	7A076
Spacer (radiator grille opening side panel mounting)	8A326	Spacer (trans. rear countershaft)	7072
Spacer (radiator guard lower to frame)	8C053-4	Spacer (trans. retarder cable bracket)	7C077
Spacer (radiator guard to cross member)	5067	Spacer (trans. reverse idler gear bearing)	7482
Spacer (radiator splash shield to frame)	5072	Spacer (trans. reverse idler gear shaft)	7482
Spacer (radiator to front support)	8A360	Spacer (trans. shift fork stop)	7B416
Spacer (rear axle differential drive gear bearing)	4578	Spacer (trans. shift rod)	7B416
Spacer (rear axle differential main drive bearing)	4577	Spacer (trans. throttle pressure valve secondary)	7D227
Spacer (rear axle differential idler gear bearing)	4582	Spacer (transfer case idler shaft gear)	7B320
Spacer (rear axle differential idler gear bearing cone)	4583	Spacer (transfer case input shaft)	7A059
Spacer (rear axle driving pinion bearing)	4537, 4662	Spacer (transfer case insulator)	7264
Spacer (rear axle housing inner bearing)	1A011	Spacer (turn indicator switch)	13A398
Spacer (rear axle stabilizer bar link)	4A342	Spacer (water filter)	8B230
Spacer (rear axle torque arm bracket)	4A002	Spacer (wire connector)	14A468
Spacer (rear lamp lens)	13A459	Spacer assy. (oil filter adapter)	6A713
Spacer (rear shock absorber bracket to side member rear)	18199	Spacer assy. (rear spring)	5729
Spacer (rear spoke wheel rim)	1044	Spark plug assy.	12405
Spacer (rear spring clamp)	5731	Speaker assy. (radio receiver)	18808
Spacer (rear spring hanger)	5753		
Spacer (rear spring seat)	5A565		
Spacer (rear spring seat oil seal)	5A559		



BUY IT NOW!

Click Here To Order



COPYRIGHT © 1980—

FORD MOTOR COMPANY

—DEARBORN, MICHIGAN

NEW ISSUE

INDEX

PART NAME	GROUP NUMBER	PART NAME	GROUP NUMBER
Notes: Δ Refer to page 1 of Paint Section			
S — Cont'd		S — Cont'd	
Speedometer (drive)	17285	Spring (carb. idle adjusting screw)	9578
Speedometer (driven)	17285	Spring (carb. secondary throttle diaphragm return)	98504
Speedometer assy.	17255	Spring (carb. throttle return)	98569
Spool repair kit (cab lift pump)	5B366	Spring (clutch pedal lever assist)	7A600
Spotlamp	15313	Spring (clutch release retracting)	7523
Splicer (A/C)	19D695	Spring (distributor breaker plate)	12A187
Spider assy. (brake)	2012-3	Spring (distributor eng. governor valve weight)	12464
Spider assy. (brake carrier)	2211-2	Spring (eng. governor throttle control)	12A477
Spider & drum assy.	1013	Spring (eng. governor throttle control aux. lever)	18222
Spindle assy. (front wheel)	3105-6	Spring (eng. oil pump relief valve)	6670
Spool valve assy.	2L622	Spring (eng. valve)	6513
Spring (accelerator bellcrank to carb. lever tension)	9736	Spring (eng. valve rocker arm to shaft locating)	6587
Spring (accelerator retracting)	9737	Spring (fuel pump cable connector)	9A368
Spring (accelerator shaft to pedal)	9760	Spring (fuel pump rocker arm return)	9380
Spring (air brake actuating wedge load)	2B208	Spring (fuel pump valve)	9360
Spring (air brake actuating wedge positioning)	2B204	Spring (fuel tank insulator)	9130
Spring (air brake actuating wedge return)	2B205	Spring (gearshift lever)	7227
Spring (alternator brush)	10349	Spring (headlamp ball ring)	13031
Spring (belt idler pulley tension)	8K657	Spring (hood check cable)	16C728
Spring (booster control valve return)	2A157	Spring (hood check cable storage)	16B930
Spring (booster poppet valve return)	2392	Spring (hood hinge)	16789
Spring (brake adjusting lever override)	2D176	Spring (horn blowing)	13A807
Spring (brake adjusting lever return)	2A180	Spring (ignition switch retaining)	11581
Spring (brake adjusting screw)	2049	Spring (muffler to frame)	5A291
Spring (brake air chamber diaphragm return)	2321	Spring (parking brake adjusting)	2749
Spring (brake automatic adjustment)	2A180	Spring (parking brake band support)	2640
Spring (brake booster)	2361	Spring (parking brake release)	2634
Spring (brake booster control valve)	2392	Spring (P/S drag link ball stud)	3327
Spring (brake booster vacuum control valve)	2438	Spring (P/S gear actuator)	3E568
Spring (brake clamp)	2A190	Spring (P/S gear control valve)	3E580
Spring (brake cylinder piston return)	2204	Spring (P/S gear piston poppet valve)	3E624
Spring (brake pedal retracting)	2472	Spring (P/S pump reservoir filter element retaining)	3B688
Spring (brake shoe adjusting screw)	2049	Spring (P/S relief valve)	3B608
Spring (brake shoe hold down)	2068	Spring (radiator & headlamp guard latch)	8B492
Spring (brake shoe retainer)	2125	Spring (radiator shutter control)	8A176
Spring (brake shoe retracting)	2035-6, 2296-7	Spring (rear air brake applicator)	2A466
Spring (brake shoe to shoe)	2035	Spring (rear axle differential carrier oil tube contact)	4160
Spring (cab counterbalance)	5471	Spring (rear axle differential lockout shift push rod)	4566
Spring (cab lock hook return)	5004	Spring (rear axle power divider differential lockout shift lever return)	4458
Spring (cab mounting compressing)	5B383	Spring (rear axle push rod compression)	4A191
Spring (carb. accelerator pump lever adjusting)	9571	Spring (rear suspension beam grease retainer)	5A559
Spring (carb. accelerator pump lever return)	9636	Spring (rear view outside mirror arm pivot)	17B745
Spring (carb. accelerator pump upper)	9D598	Spring (starter motor brush holder)	11059
Spring (carb. choke lever)	9C513	Spring (starter motor drive)	11375
Spring (carb. choke plate)	9560	Spring (starter motor plunger return)	11103
Spring (carb. fast idle adjusting screw)	9578	Spring (starter motor solenoid shaft)	11416
Spring (carb. float)	9A519	Spring (starter motor yoke return)	11A049
Spring (carb. fuel valve)	9A519	Spring (steering column upper bearing)	3520
Spring (carb. governor diaphragm)	9C507	Spring (trailer brake air hose retaining)	2955
Spring (carb. governor throttle lever)	9980	Spring (trans.)	7227
Spring (carb. idle adjusting needle)	9540	Spring (trans. aux. air valve actuating plunger)	7219



BUY IT NOW!

Click Here To Order



1973/79
TRUCK SERIES 600/900

INDEX

PART NAME	GROUP NUMBER	PART NAME	GROUP NUMBER
Notes: Δ Refer to page 1 of Paint Section			
S — Cont'd		S — Cont'd	
Spring (trans. aux. shifter housing poppet)	7234	Stator assy. (trans. converter)	7932
Spring (trans. control selector lever)	7B071	Stator & lead assy. (alternator)	10336
Spring (trans. direct drive clutch piston)	7B488	Stem (carb. backfire relief plate valve)	9593
Spring (trans. direct synchronizer plate)	7B294	Step (battery box)	10N698
Spring (trans. front clutch piston disc)	7B070	Step (fuel tank)	9B093
Spring (trans. fourth and direct)	7219	Step (front bumper)	17B973
Spring (trans. gearshift lever)	7227	Step (accelerator pedal)	9816
Spring (trans. gearshift rod)	7234	Stop (brake booster slave cylinder piston)	2A265
Spring (trans. gearshift shaft lock plunger)	7234	Stop (rear axle air shift push rod)	4A192
Spring (trans. gear shifter shaft poppet)	7219, 7234	Stop (trans. gearshift lever low & reverse)	7A112
Spring (trans. front clutch piston disc)	7B070	Stop assy. (accelerator pedal detent)	9A858
Spring (trans. intermediate band servo piston)	7B028	Stop assy. (windshield wiper motor)	17C479
Spring (trans. kickdown control lever retracting)	7B146	Stop & screw assy. (eng. primer control cable stop)	9A713
Spring (trans. low & reverse)	7219	Strainer (eng. oil filler pipe)	6B614
Spring (trans. low & reverse gate plunger)	7219	Strainer (rear axle shift cylinder)	4418
Spring (trans. manual control valve detent lever)	7A261	Strap (air cleaner)	9K606
Spring (trans. mainshaft rear bearing centering ring)	7219	Strap (alternator heat shield)	10B312
Spring (trans. poppet)	7234	Strap (bracket to muffler)	5A231
Spring (trans. range clutch return)	7B488	Strap (emergency warning indicator mounting)	13B320
Spring (trans. rear clutch piston)	7A480	Strap (front brake shoe anchor pin)	2028
Spring (trans. reverse clutch piston return)	7D405	Strap (fuel pump connection block)	9A382
Spring (trans. reverse gate plunger)	7219	Strap (horn control)	13K832
Spring (trans. reverse gear shifter shaft gate lock ball)	7234	Strap (ignition coil mounting)	12043-4
Spring (trans. reverse shift finger plunger)	7219	Strap (instrument control cable retaining)	10A938
Spring (trans. reverse shift lug)	7219	Strap (muffler to frame)	5A215
Spring (trans. reverse stop plunger)	7219	Strap (radiator supply tank)	8A083
Spring (trans. shift bar housing)	7219	Strap (turn indicator switch mounting)	13B320
Spring (trans. shift control rod)	7B113	Strap assy. (brake air reservoir)	2A271
Spring (trans. shift interlock)	7234	Strap assy. (fuel tank)	9054
Spring (trans. shifter shaft)	7234	Strip (running board skid)	16A482
Spring (trans. shifter shaft poppet)	7219, 7234	Strut (trans. intermediate band anchor)	7D430
Spring (trans. synchronizer blocking)	7B137	Strut (trans. intermediate brake band)	7D029
Spring (trans. synchronizer poppet)	7B294	Stud (brake carrier plate to air chamber)	2043
Spring (transfer case shift lock)	7234	Stud (brake dust shield spacer)	2224
Spring (windshield wiper motor brush)	17B599	Stud (drive axle shaft flange)	4A155
Spring assy. (aux.)	5588	Stud (drive flange rear axle shaft)	1151
Spring assy. (cab support to frame air-front)	5C063	Stud (eng. valve rocker arm support)	6A527
Spring assy. (cab support to frame air-rear)	5C063	Stud (front axle housing spring seat)	3C142
Spring assy. (front)	5310	Stud (front shock absorber mounting lower)	18036
Spring assy. (rear)	5560	Stud (front spring shackle)	5465
Spring assy. (rear suspension air)	5580	Stud (P/S cylinder)	3B711
Spring & extension kit (accelerator return)	9737	Stud (P/S drag link ball)	3284
Spring & retainer (brake & clutch master cylinder piston return)	2145	Stud (radiator grille & headlamp guard latch)	18416
Spring & retainer (fuel filter element)	9149	Stud (rear axle drive flange axle shaft)	1151
Sprocket (eng. camshaft)	6256	Stud (rear axle housing)	4323
Sprocket (eng. crankshaft)	6306	Stud (rear axle oil filter mounting)	4A322
Stabilizer assy. (hood)	16C658	Stud (rear axle shift cylinder to carrier)	4336
Stanchion assy. (radio antenna)	18919	Stud (rear axle shift motor)	4336
Starter assy.	11001-2	Stud (rear axle shifter housing)	4336
Stator assy. (alternator)	10336	Stud (rear shock absorber to frame)	18196
		Stud (rear shock absorber to spring seat cap)	18193
		Stud (rear suspension saddle hanger pin retainer)	5A612
		Stud (spare wheel carrier)	1458
		Stud (trans. air cylinder)	7311



BUY IT NOW!

Click Here To Order



INDEX

PART NAME	GROUP NUMBER	PART NAME	GROUP NUMBER
Notes: Δ Refer to page 1 of Paint Section			
S — Cont'd		S — Cont'd	
Stud (trans. brake support)	7B420	Support assy. (eng. air intake tube to frame)	9C692
Stud (trans. case support)	7B420	Support assy. (eng. oil filter mounting outer)	6B655-6
Stud (trans. clutch housing)	7C207	Support assy. (fuel tank)	9053
Stud (trans. gearshift housing)	7C207	Support assy. (fuel tank fuel leveling hose)	9A080
Stud (trans. rear support adjustment)	7B050	Support assy. (hood reinforcement rear)	16C756-7
Stud assy. (P/S mounting)	3B711	Support assy. (radiator to frame)	8A339
Suction line (A/C evaporator to compressor)	19867, 19919	Support assy. (radiator grille bar to frame)	8A333-4
Support (air brake compressor bracket)	2902	Support assy. (rear suspension arm)	5555
Support (air brake reservoir tank front)	2A205	Support assy. (rear view outside mirror lower)	17059, 17A736
Support (air cleaner bracket & intake tube)	9A618	Support assy. (rear view outside mirror upper)	17016, 17A732
Support (air compressor mounting bracket)	2A881	Support assy. (relay to starter cable)	14550
Support (alternator belt guard)	10B385	Support assy. (running board front)	16458
Support (brake booster)	2B313	Support assy. (running board rear)	16A486
Support (cab suspension position valve)	5C088	Support assy. (steering idler arm)	3436
Support (cab to frame rear)	5A036	Support assy. (throttle control lever)	9E315
Support (cable to floor pan)	7E447	Support assy. (tractor brake air hose)	2A313
Support (eng. front insulator)	6A057	Support assy. (trans.)	7925
Support (eng. oil level indicator)	6B609	Support assy. (trans. converter stator)	7A108
Support (eng. priming fluid reservoir bracket)	9D836	Support assy. (trans. front cross shaft)	7795
Support (eng. rear splash shield)	16A582-3	Support & parking brake bellcrank bracket assy. (trans. rear)	7B120
Support (eng. stabilizer bumper)	6B042	Switch (brake pressure differential valve warning lamp)	2B264
Support (eng. valve rocker arm shaft)	6531	Switch assy. (A/C & heater servo control)	18C495
Support (exhaust air supply hose)	9C487	Switch assy. (A/C & heater temp. regulator)	18502
Support (fuel tank)	9053	Switch (starter motor relay solenoid)	11450
Support (fuel & vapor tube to frame)	9D816	Switch assy. (A/C & heater blower motor)	19986
Support (hood latch)	16774	Switch assy. (A/C temperature control)	19A945
Support (hood side panel)	8042	Switch assy. (A/C temperature control sensing)	19A673
Support (parking brake cable)	2A664	Switch assy. (air horn blowing)	13A875
Support (parking brake lever)	2A707	Switch assy. (brake low air pressure)	2A574
Support (parking brake lever sector)	2797	Switch assy. (brake low pressure warning)	2B339
Support (P/S oil cooling tube)	3C750	Switch assy. (brake warning indicator)	2C020
Support (P/S pump)	3C511	Switch assy. (courtesy lamp)	13713
Support (P/S reservoir filler tube)	3F550	Switch assy. (differential lockout indicator lamp)	10B853
Support (radiator)	16138	Switch assy. (distributor modulator valve)	12A182
Support (radiator grille)	8182-3	Switch assy. (electric fuel pump oil pressure)	9344
Support (radiator grille guard)	8B146	Switch assy. (emergency warning indicator)	13B302
Support (radiator grille upper)	8407	Switch assy. (engine fan control)	14806
Support (radiator hose)	8A483	Switch assy. (eng. speed limiter)	9E704
Support (radiator lower)	8A058, 8A450	Switch assy. (fuel pump manual control)	9A388
Support (rear wheel splash guard)	16C569	Switch assy. (fuel tank selector)	9A050
Support (spare wheel carrier stop bar)	1497	Switch assy. (fuel valve warning override assy.)	9E280
Support (trans. control cable to floor pan)	7-7076	Switch assy. (headlamp dimmer)	13A024
Support (trans. gearshift rod)	7E274	Switch assy. (headlamp on instrument panel)	11654
Support (trans. mounting)	7A051	Switch assy. (heater)	18578
Support (trans. rear)	7A033	Switch assy. (ignition)	11572
Support (trans. remote control mounting)	7B062	Switch assy. (instrument panel lamp)	13740
Support (trans. selector control cable to floor pan)	7E447	Switch assy. (interior lamp)	13752
Support (transfer case mounting)	7A051-2	Support assy. (air cleaner intake tube)	9K615
Support (wiring)	14A194	Support assy. (carb. booster venturi)	9A523
Support assy. (air cleaner intake tube)	9K615	Support assy. (coupling shaft center hearing)	4800
Support assy. (carb. booster venturi)	9A523		
Support assy. (coupling shaft center hearing)	4800		



BUY IT NOW!

Click Here To Order



1973/79 ALPHABETICAL INDEX CHASSIS PARTS 43
TRUCK SERIES 600/900

INDEX

PART NAME	GROUP NUMBER	PART NAME	GROUP NUMBER
Notes: Δ Refer to page 1 of Paint Section			
S — Cont'd		T — Cont'd	
Switch assy. (oil temperature warning)	10B921	Terminal assy. (alternator)	10B373
Switch assy. (push button starter)	11450	Terminal assy. (alternator rectifier)	10383
Switch assy. (rear axle electric shift automatic)	4107	Terminal assy. (alternator transformer)	10383
Switch assy. (rear axle electric shift control)	4078	Terminal assy. (wiring)	14A441
Switch assy. (speed control)	9C888	Terminal insulator kit (alternator)	10A383
Switch assy. (stop light)	13480	Terminal insulator kit (battery)	10A383
Switch assy. (trans. gearshift neutral)	7A247	Terminal box kit (brake skid control modulator)	2C066
Switch assy. (turn indicator)	13B302	Terminal Kit (alternator)	10K330
Switch assy. (water temperature indicator lamp)	10884	Terminal kit (starter motor field)	11102
Switch assy. (window actuator)	14529	Terminal & plate assy. (starter motor)	11A038
Switch assy. (windshield wiper & washer)	17A553	Thermostat (water)	8575
Switch & bracket assy. (parking brake signal)	15A851	Thermostat assy. (A/C evaporator temperature control)	19618
Switch & escutcheon assy. (spotlamp control)	15224	Thermostat assy. (carb. air cleaner air duct)	9B650
Switch & mounting plate assy. (turn indicator)	13341	Thermostat assy. (radiator shutter control)	8488
Switch & wire assy. (light)	11648	Thinners	Δ
Switch repair kit (rear axle shift)	4107	Transformer assy. (alternator rectifier)	10301
Swivel (carb. choke plate adjusting)	9D563	Transmission assy.	7003
Synchronizer assy. (trans. first & second)	7124	Trans. shifter shaft spring ball kit	7C220
Synchronizer assy. (trans. second & third speed)	7124	Trans. small parts repair kit	7B331
Synchronizer assy. (trans. third & fourth)	7124	Trap (rear axle filler plug)	4A309
T		Trough (rear axle oil pickup)	4159
Tachograph assy.	17A266	Trough (trans. oil deflector)	7961
Tachometer	17360	Trunnion (aux. trans. front bearing retainer)	7B022
Tandem suspension assy.	5A547, 5888	Trunnion (clutch release lever)	7522
Tank (radiator left hand side)	8080	Trunnion (trans. cover)	7221
Tank (radiator lower bolt on)	8080	Trunnion (trans. gearshift housing)	7221
Tank (radiator right hand side)	8061	Trunnion (trans. gearshift lever)	7B125
Tank (radiator upper bolt on)	8061	Tube (carb. accelerator pump transfer)	9A501
Tank assy. (brake air reservoir)	2063	Tube (A/C compressor oil inlet)	19D645
Tank assy. (fuel)	9002	Tube (air brake foot control valve to dash tee)	2919
Tank assy. (P/S oil reservoir)	3A699	Tube (air brake foot control valve to front tee)	2897
Tank assy. (radiator supply)	8A080	Tube (air brake foot control valve to manifold fitting)	2A014
Tank & coil assy. (P/S pump reservoir)	3A697	Tube (air brake foot control valve to rear tee or union first section)	2916
Tape (electrical insulating)	Δ	Tube (air brake foot control valve to rear tee second section)	2540, 2923
Tape (masking)	Δ	Tube (air brake foot control valve to trans. air tee)	2-2937
Tappet assy. (eng. valve)	6500	Tube (air brake hand control valve to check valve)	2581
Tee (air brake line)	18757	Tube (air brake manifold to pressure gauge)	2930
Tee (brake booster control)	2B350	Tube (air brake quick release valve to union)	2A059
Tee connection (windshield wiper hose to foot control)	17615	Tube (air brake relay valve to tee)	2A027, 2-2912
Tee (eng. air inlet)	9C690	Tube (air brake release valve to fitting)	2050
Tee (exhaust air supply hose connector)	9F471	Tube (air brake reservoir connecting)	2571, 2A135, 2918
Tee (fuel vapor storage canister)	9E645	Tube (air brake reservoir to booster tank end)	2589
Tee (windshield washer hose)	17A601	Tube (air brake reservoir to relay valve)	2A026
Tee assy. (brake air compressor to reservoir)	2B433	Tube (air brake reservoir to tee)	2A146
Terminal (electric wiring solderless crimp on type)	14294	Tube (air brake tee to front hose connector L.H.)	2915
Terminal (high tension wire)	14466	Tube (air brake tee to front hose connector R.H.)	2914
Terminal (spark plug)	14453		
Terminal (starter motor field)	11102		
Terminal (starter motor solenoid coil)	11A031		
Terminal (wire)	14461, 14468, 14474		



BUY IT NOW!

Click Here To Order

— COPYRIGHT © 1980 —

FORD MOTOR COMPANY

— DEARBORN, MICHIGAN —

NEW ISSUE



INDEX

PART NAME	GROUP NUMBER	PART NAME	GROUP NUMBER
Notes: Δ Refer to page 1 of Paint Section			
T — Cont'd		T — Cont'd	
Tube (air brake tee to manifold fitting)	2A078	Tube (brake manifold to front brake limiting valve)	2B235
Tube (air cleaner to intake manifold)	9B697	Tube (brake manifold to trailer shut-off valve)	2B228
Tube (air compressor to reservoir at eng.)	2917	Tube (brake manifold to union)	2A141
Tube (air compressor to reservoir intermediate)	2917	Tube (brake pressure reactivator to trailer shut-off)	2B232
Tube (air compressor to union)	2917	Tube (brake reservoir union to tee)	2A278
Tube (air compressor to water pump)	2894	Tube (brake shut-off to reactivator valve)	2B227
Tube (air reservoir to brake booster)	2-2907	Tube (brake vacuum straight)	2A546
Tube (air reservoir to union)	2904	Tube (bulk)	2269
Tube (air supply line to air starter motor pressure)	11A006	Tube (carb. air cleaner air intake)	9652, 9A675
Tube (brake air booster to dash tee)	2570	Tube (carb. balance)	9A501
Tube (brake air chamber connecting)	2A495-6	Tube (carb. float bowl connecting)	9534
Tube (brake air control valve to limit & quick release valve lower)	2A216	Tube (carb. to distributor extension)	18226
Tube (brake air control valve to limit & quick release valve upper)	2A215	Tube (check valve to trailer brake air protector valve)	2576
Tube (brake air foot control valve to dash tee)	2A276	Tube (compressor governor to brake air foot control valve)	2A287-8
Tube (brake air foot control valve to manifold fitting)	2A285	Tube (dash tee or foot control valve to air compressor governor)	2913
Tube (brake air foot control valve to two-way check valve tractor trailer equipment)	2A273	Tube (eng. crankcase vent)	6758
Tube (brake air hand control valve exhaust tractor equipment)	2-2496	Tube (eng. oil level indicator)	6754
Tube (brake air hand control valve exhaust tractor trailer equipment)	2A121	Tube (eng. governor to carb.)	12B459
Tube (brake air hand control valve to foot control valve tractor trailer equipment)	2A307	Tube (eng. to air compressor water)	2910
Tube (brake air hand control valve to manifold tractor equipment)	2-2499	Tube (eng. to trans. vacuum)	7B094-5
Tube (brake air hand control valve to tee)	2-2542	Tube (eng. water by-pass to radiator)	8-8562
Tube (brake air hand control valve to two-way check valve tractor equipment)	2-2498	Tube (exhaust air supply lower)	9A484
Tube (brake air hand control valve to two-way check valve tractor trailer equipment)	2A148	Tube (exhaust air supply pump outlet)	9B457
Tube (brake air relay valve to forward rear axle brake tube connector)	2586	Tube (exhaust gas recirculation valve to exhaust manifold)	9D477
Tube (brake air relay valve to rear brake tube connector)	2A289	Tube (flexible hose to manifold)	2-2338
Tube (brake air reservoir to elbow)	2A109	Tube (forward rear left wheel air brake)	2-2266
Tube (brake air reservoir to trailer brake air protector valve)	2592	Tube (forward rear right wheel air brake)	2-2265
Tube (brake air straight)	2A540-3	Tube (front brake air limiting control valve to foot control valve)	2A210
Tube (brake booster reservoir to booster)	2A028	Tube (fuel filler vapor expansion tank to cannister)	9D673-5
Tube (brake booster to tee)	2A140, 2585	Tube (fuel tank connector)	9N312
Tube (brake check valve to trailer shut-off valve)	2B226	Tube (fuel tank vent)	9049
Tube (brake foot control valve to tee)	2B229	Tube (heater water inlet)	18698
Tube (brake foot control valve to trailer brake air shut-off valve)	2A483	Tube (heater water outlet)	18663
Tube (brake hand control valve)	2B067	Tube (intake manifold to brake check valve)	2569
Tube (brake manifold fitting to check valve)	2B234	Tube (manifold fitting to air brake compressor governor)	2A116, 2976
Tube (brake manifold to air windshield wiper control)	17B448	Tube (parking brake air chamber connecting)	2A755-6
Tube (brake manifold to control valve)	2B233	Tube (parking brake control valve to reactivator valve)	2A810
		Tube (parking brake rear wheel L.H.)	2A729
		Tube (parking brake reservoir to relay valve)	2A817
		Tube (P/S cooling)	3B748
		Tube (radiator shutter control)	8B108
		Tube (radiator shutter control cylinder to thermostat outlet hose cylinder end)	8A208



BUY IT NOW!

Click Here To Order



INDEX

PART NAME	GROUP NUMBER	PART NAME	GROUP NUMBER
Notes: Δ Refer to page 1 of Paint Section			
T — Cont'd		T — Cont'd	
Tube (radiator shutter control cylinder to thermostat outlet hose end)	8A209	Tube (water by-pass eng. to radiator)	8B023
Tube (radiator shutter control thermostat to union)	8A427	Tube (windshield wiper motor air intake)	17B484-7
Tube (radiator shutter thermostat to brake booster line)	8A205	Tube assy. (air brake elbow)	18722, 18733
Tube (radiator supply tank overflow)	8-8058	Tube assy. (air cleaner intake)	9C675
Tube (radiator supply tank to eng.)	8002	Tube assy. (air compressor oil inlet)	2908
Tube (radiator to supply tank vent)	8003	Tube assy. (brake booster control valve)	2B147
Tube (rear axle differential control valve to manifold hose)	4882	Tube assy. (brake booster control valve to tee)	2B356
Tube (rear axle housing)	4012	Tube assy. (brake booster inlet)	2352
Tube (rear axle lockout hose to cyl.)	4407	Tube assy. (brake booster rear)	2352
Tube (rear axle power divider differential lockout control valve to coupling hose)	4486	Tube assy. (brake clutch master cylinder to slave cylinder)	2-2443
Tube (rear axle power divider differential lockout control valve to divider center)	4496	Tube assy. (brake cylinder connection)	2286
Tube (rear axle power divider differential lockout control valve to divider front)	4415	Tube assy. (brake differential valve to eng.)	2B315
Tube (rear axle power divider differential lockout control valve to divider rear)	4416	Tube assy. (brake hydraulic straight)	2K032
Tube (rear axle power divider lockout intermediate)	4728	Tube assy. (brake line)	2265
Tube (rear wheel parking brake control valve to foot control valve)	2A726	Tube assy. (brake master cylinder to front brake connector)	2-2264
Tube (rear wheel parking brake control valve to foot control valve supply)	2A725	Tube assy. (brake master cylinder to rear brake tube connector)	2A199
Tube (relay valve to rear wheel brake tube connector)	2-2269	Tube assy. (brake tee to rear axle hose)	2A284
Tube (reservoir to relay valve)	2-2911	Tube assy. (brake vacuum booster control valve to center control valve)	2-2333
Tube (reservoir to trailer brake air protector valve)	2-2942	Tube assy. (brake vacuum booster control valve to hydraulic cylinder)	2-2337
Tube (shutter control)	8498	Tube assy. (brake vacuum booster outlet)	2234
Tube (tee to trailer brake air protector valve)	2A198, 2-2540	Tube assy. (brake vacuum booster tee to front wheel tee)	2A143
Tube (thermostatic choke control inlet)	9820	Tube assy. (brake vacuum gauge)	2A253
Tube (thermostatic choke control outlet)	9819	Tube assy. (brake vacuum pump to check valve)	2A486, 2A152
Tube (trailer brake check valve to air shut-off valve)	2A480	Tube assy. (carb. air horn to governor)	18214
Tube (trailer brake emergency air supply valve to manifold)	2539	Tube assy. (clutch master cyl. to slave cyl.)	7A512
Tube (trailer brake emergency air supply valve to union)	2-2541	Tube assy. (carb. control valve)	9A501
Tube (trailer brake emergency air supply valve to union tractor trailer)	2A147	Tube assy. (eng. governor to carb.)	12B451
Tube (trailer brake emergency valve to reactivator valve)	2B236	Tube assy. (eng. oil level indicator)	6754
Tube (trans. aux. shift control)	7B145	Tube assy. (eng. to air compressor water eng. end)	2977
Tube (trans. oil distributor)	7D000	Tube assy. (eng. to trans. front)	7B094
Tube (trans. shift air supply)	7B291	Tube assy. (exhaust air supply)	9B449
Tube (two-way check valve to trailer brake air protector valve)	2-2538	Tube assy. (forward rear right wheel brake)	2A217
Tube (union to brake reservoir)	2-2202	Tube assy. (front brake)	2263-4
Tube (union to trailer brake air protector valve)	2538	Tube assy. (front brake cylinder connection)	2A335
Tube (vacuum distributor)	12226	Tube assy. (front disc brake)	2A361
Tube (water by-pass)	8548-55	Tube assy. (front wheel spindle connecting rod)	3281
		Tube assy. (fuel injection return to fuel tank)	9D308
		Tube assy. (fuel line)	2265
		Tube assy. (fuel pump to carb.)	9369
		Tube assy. (fuel tank outlet)	9236-7
		Tube assy. (fuel vapor chamber to canister)	9D673
		Tube assy. (fuel vapor storage canister purge outlet)	9D667
		Tube assy. (fuel vapor tank to canister)	9D683
		Tube assy. (intake manifold air vent)	9-9452-3, 9A464



BUY IT NOW!

Click Here To Order



COPYRIGHT © 1980—

FORD MOTOR
COMPANY

—DEARBORN, MICHIGAN

NEW ISSUE



INDEX

PART NAME	GROUP NUMBER	PART NAME	GROUP NUMBER
Notes: Δ Refer to page 1 of Paint Section			
T — Cont'd		V — Cont'd	
Tube assy. (left hand brake forward rear axle)	2A218	Valve (compressor)	19A990
Tube assy. (master cylinder to rear brake hose)	2A272	Valve (P/S flow control)	3B694
Tube assy. (oil pressure indicator)	9B278	Valve (P/S gear piston poppet)	3E622
Tube assy. (P/S pressure line to pump)	3836	Valve (P/S relief)	3A561
Tube assy. (radiator shutter)	8493	Valve (trans. control)	7C389
Tube assy. (radiator shutter control thermostat)	8A096	Valve (w/wiper motor pressure regulator)	17B468
Tube assy. (radiator shutter control to air cyl.)	8494	Valve assy. (A/C compressor high pressure)	19A990
Tube assy. (rear brake)	2267	Valve assy. (A/C compressor low pressure)	19752
Tube assy. (rear brake hose to valve)	2B255	Valve assy. (A/C evaporator expansion)	19849
Tube assy. (steering column)	3514	Valve assy. (A/C evaporator suction throttle)	19D580
Tube assy. (tee to forward rear axle brake hose)	2-2239, 2A283	Valve assy. (A/C & heater vacuum selector)	19B888
Tube assy. (tee to rear brake hose)	2-2277	Valve assy. (air brake quick release)	2A095, 18711
Tube assy. (trans. oil cooler inlet & outlet)	7A030-1	Valve assy. (air by-pass)	9B289
Tube assy. (trans. oil filler)	7A228	Valve assy. (brake air foot control)	2A270
Tube assy. (tube connector to rear brake hose)	2265	Valve assy. (brake air hand control)	2A747
Tube & bracket assy. (heater water outlet)	18B402	Valve assy. (brake air hand control tractor equipment)	2949
Tube & clamp assy. (P/S cyl.)	3N666	Valve assy. (brake air limiting control)	2A208
Tube & hose repair kit (compressor to eng.)	2912	Valve assy. (brake air pressure actuator)	2B139
Tube & indicator assy. (eng. oil level)	6B667	Valve assy. (brake air pressure regulator)	2A435
Tube & sleeve assy. (fuel vapor purge inlet)	9E630	Valve assy. (brake booster master cyl.)	2178
Tube installation kit (oil pressure gauge)	9F280	Valve assy. (brake inverted relay)	2B431
Tubing (air horn)	13930	Valve assy. (brake moisture ejector)	2A131
Tune-up kit (carb.)	9A586	Valve assy. (brake double check)	2K119
Turbine assy. (trans. converter)	7920	Valve assy. (brake skid control modulator)	2C070
Turnbuckle (trans. shift rod)	7E057, 7819	Valve assy. (brake reservoir)	2A783
U		Valve assy. (brake reservoir check)	2B170
"U" bolt (front spring)	5455	Valve assy. (brake skid control modulator valve internal)	2C105
"U" bolt (P/S cyl. tube)	3E654	Valve assy. (brake two-way check tractor equipment)	2575
"U" bolt (rear spring)	5705	Valve assy. (cab safety tilt)	5A388
Undercoating	Δ	Valve assy. (carb. float bowl vent)	9E589
Union (fuel inlet adapter)	9L583	Valve assy. (distributor vacuum control)	12A091
Union assy. (air brake tubing)	18763	Valve assy. (distributor vacuum control check)	12A197
Universal joint kit (drive line)	4635	Valve assy. (drain cock & bleed)	8B295
Upholstery color reconditioners	Δ	Valve assy. (eng. primer)	9189
Used car reconditioning materials	Δ	Valve assy. (eng. water filter)	8A431
V		Valve assy. (exhaust air recirculation solenoid vacuum)	9D474
Valve (A/C compressor pressure relief)	19D644	Valve assy. (exhaust gas recirculation vacuum load control)	9F424
Valve (air check)	9961	Valve assy. (exhaust air supply check)	9A487
Valve (air horn control)	13910	Valve assy. (fan thermo control)	8K612
Valve (brake air reservoir safety)	2A550	Valve assy. (exhaust gas recirculation)	9D475
Valve (brake pressure differential)	2B257	Valve assy. (exhaust gas recirculation vacuum control)	9D473
Valve (brake skid control modulator)	2C063	Valve assy. (fuel shut-off)	9189
Valve (carb. suspension position control)	5C065	Valve assy. (fuel tank selector)	9189
Valve (carb. accelerator pump discharge needle)	9A516	Valve assy. (fuel vapor)	9B593
Valve (cab suspension position control)	5C065	Valve assy. (fuel vapor storage canister)	9B963
Valve (eng. exhaust)	6505	Valve assy. (heater water control)	18495
Valve (eng. intake)	6507	Valve assy. (P/S control valve return port relief)	3-3710
Valve (eng. positive crankcase vent P.C.V.)	6A666	Valve assy. (P/S pump)	3A561
Valve (front disc brake pressure control)	2B091		
Valve (fuel pump)	9358		
Valve (power brake booster check)	2365		
Valve (carb. accelerator pump check)	9576		



BUY IT NOW!

Click Here To Order



INDEX

PART NAME	GROUP NUMBER	PART NAME	GROUP NUMBER
Notes: Δ Refer to page 1 of Paint Section			
V — Cont'd		W — Cont'd	
Valve assy. (rear axle power divider differential lockout control)	4484	Washer (P/S gear actuator thrust bearing)	3E575
Valve assy. (rear suspension level)	5A712	Washer (P/S gear adapter)	3C559
Valve assy. (rear wheel parking brake air control)	2A622	Washer (P/S gear sector cover backup seal)	3E560
Valve assy. (tractor brake air protector)	2951	Washer (P/S gear shaft & control adjusting screw backup seal)	3C559
Valve assy. (trailer brake emergency air supply)	2A224	Washer (P/S gear valve assy. adjusting nut)	3321
Valve assy. (trans. control)	7312	Washer (P/S gear valve assy. thrust bearing inner)	3321
Valve assy. (trans. control slave)	7D292	Washer (P/S gear valve assy. thrust bearing outer)	3321
Valve assy. (trans. front clutch piston check)	7D292	Washer (P/S gear valve assy. thrust bearing retaining)	3321
Valve assy. (windshield washer)	17A614	Washer (radiator mounting bolt lock)	8C002
Valve assy. kit (radiator pressure relief)	8B131	Washer (rear axle carrier to cover)	4A143
Valve kit (carb. fuel inlet)	9564	Washer (rear axle carrier to housing stud)	4326
Valve repair kit (brake booster control)	2C238	Washer (rear axle differential bearing adjuster lock bolt)	4326
Valve repair kit (P/S cyl. control)	3C656	Washer (rear axle differential bearing cap bolt)	4326
Valve repair kit (P/S drag link control)	3A650	Washer (rear axle differential case bolt)	4A147
Valve & seat assy. (carb. fuel inlet)	9564	Washer (rear axle differential pinion thrust)	4230, 4637
Vent (front axle housing)	4022	Washer (rear axle differential planetary gear thrust)	4A007
Vent (rear axle housing)	4022	Washer (rear axle differential sliding clutch gear plate)	4147
Vent (transfer case cover)	7034	Washer (rear axle differential side gear thrust)	4228
Vent (trans. gearshift housing)	7034	Washer (rear axle drive pinion flange)	4329
Vent assy. (fuel tank)	9A082	Washer (rear axle drive pinion grease retainer)	4019
Vent assy. (trans. case)	7034	Washer (rear axle drive pinion transfer gear)	4586-7
Vent assy. (trans. case air valve)	7034	Washer (rear axle driving pinion)	4637
Vent assy. (trans. rear cross shaft housing)	7034	Washer (rear axle input shaft nut)	4637
Venturi (P/S pump)	3760	Washer (rear axle push rod)	4345
Voltmeter assy. (instrument cluster)	10797	Washer (rear axle pinion thrust)	4230
W		Washer (rear axle output shaft flange retaining)	4637
Washer (air brake adjuster retaining)	2130	Washer (rear axle output shaft flange to bearing)	4319
Washer (battery cover spacer)	10A821	Washer (rear axle pinion bearing thrust)	4667
Washer (battery terminal corrosion arrestor)	10A717	Washer (rear axle power divider input shaft)	4454
Washer (brake air chamber clevis)	2L280	Washer (rear axle power divider input shaft thrust)	4445
Washer (brake drum bolt)	1A122	Washer (rear axle ring gear to case bolts)	4326
Washer (brake shoe adjusting)	2052	Washer (rear axle shift fork push rod)	4345
Washer (brake shoe anchor pin)	2029	Washer (rear axle shift fork seat)	4390
Washer (brake shoe hold down spring)	2066	Washer (rear axle shift motor stud)	4B147
Washer (brake slack adjuster inner)	2130	Washer (rear axle torque arm retaining)	4610
Washer (clutch brake disc)	7A599	Washer (rear shock absorber stud)	18039-40
Washer (distributor driven gear thrust)	12179	Washer (rear spring "U" bolt)	5A570
Washer (distributor shaft thrust upper)	12179	Washer (rear suspension hanger pin)	5880
Washer (eng. camshaft sprocket)	6278	Washer (rear suspension support arm)	5A552
Washer (eng. crankshaft pulley retaining)	6378	Washer (rear wheel bearing nut lock)	1124
Washer (eng. valve rocker arm shaft spring)	6598	Washer (starter motor armature thrust)	11036
Washer (eng. vibration damper to crankshaft)	6378	Washer (starter motor field terminal)	11093
Washer (front air brake camshaft thrust)	2236	Washer (starter motor field terminal insulating)	11094
Washer (front air brake shoe actuator lock)	2B010	Washer (starter motor field terminal screw)	11095
Washer (front axle differential side gear thrust)	4228	Washer (steering gear sector shaft)	3E560
Washer (front brake shoe retainer pin "C")	2087	Washer (steering gear worm sector thrust)	3579
Washer (front brake shoe retaining pin)	2053	Washer (trans. aux. output shaft reduction gear)	7B334
Washer (front hub outer bearing retainer)	1195	Washer (trans. aux. rear drive gear)	7B334
Washer (front shock absorber)	18A065	Washer (trans. aux. reduction gear)	7117
Washer (front spring adjustment)	5A331	Washer (trans. converter reactor thrust primary)	7937
Washer (fuel pump discharge hose retainer gasket)	9A364	Washer (trans. countershaft cluster gear thrust)	7119
Washer (high speed clutch plate thrust)	4147		
Washer (parking brake deflector reinforcement)	2D614		
Washer (parking brake pinion bearing cage)	2A614		
Washer (power divider idler pump shaft)	4593		
Washer (P/S cylinder control valve centering)	3C517		
	3E573		



BUY IT NOW!

Click Here To Order



INDEX

PART NAME	GROUP NUMBER	PART NAME	GROUP NUMBER
Notes: Δ Refer to page 1 of Paint Section			
W — Cont'd		W — Cont'd	
Washer (trans. countershaft rear bearing retaining)	7B196	Wedge (rear axle spring seat)	4356-7, 5A313
Washer (trans. countershaft retainer)	7198	Wedge assy. (front air brake actuating)	2B000
Washer (trans. countershaft thrust)	7119	Wedge assy. (rear air brake actuating)	2B024
Washer (trans. front pump support thrust)	7D014	Wedge actuated brake repair kit	2B214
Washer (trans. input shell thrust)	7D066	Weight (carb. pump discharge ball)	9B511
Washer (trans. intermediate brake drum thrust)	7C096	Weight (distributor eng. governor)	12498
Washer (trans. main shaft thrust)	7019	Weight (eng. governor)	18210
Washer (trans. mainshaft intermediate drive gear and aux. sliding clutch)	7173	Weight (trans. converter cover balance)	7955
Washer (trans. output shaft bearing)	7029	Weight (wheel balance)	1040
Washer (trans. output shaft first speed gear thrust)	7071, 7119	Weight assy. (distributor)	12188
Washer (trans. output shaft first, second and reverse)	7173	Weight & bushing assy. (distributor eng. governor)	12493
Washer (trans. output shaft fourth speed gear thrust)	7069	Wheel assy.	1007
Washer (trans. output shaft hub thrust)	7D422	Wheel assy. (A/C blower motor)	19834
Washer (trans. output shaft nut)	7B196	Wheel assy. (steering)	3600
Washer (trans. output shaft second speed gear)	7069	Wick (distributor shaft)	12133
Washer (trans. output shaft second speed gear thrust)	7056	Window kit (sliding back)	442B30
Washer (trans. output shaft third speed gear thrust)	7029, 7033, 7056, 7069, 7071, 7117, 7173	Wiper assy. (rear axle shaft)	1174
Washer (trans. output shaft thrust rear)	7B368	Wire	14296
Washer (trans. planet carrier thrust)	7A166	Wire (carb. governor diaphragm cover seal)	9990
Washer (trans. reverse idler gear bushing thrust)	7728	Wire assy. (alternator rectifier)	10397
Washer (trans. reverse idler gear thrust)	7029, 7728	Wire assy. (backup lamp switch extension)	15A545
Washer (trans. reverse gear)	7173	Wire assy. (body main extension)	14A333
Washer (trans. reverse gear thrust)	7728	Wire assy. (brake moisture ejection valve)	2B555-6
Washer (trans. reverse idler)	7482	Wire assy. (brake warning lamp)	10K845
Washer (trans. reverse idler sleeve)	7067	Wire assy. (brake warning lamp exterior)	2B324
Washer (trans. output shaft bearing)	17288	Wire assy. (charge indicator)	10A665
Washer (trans. tailshaft rear bearing)	17288	Wire assy. (cigar lighter to fuse panel)	15A046
Washer (transfer case direct drive gear)	7067	Wire assy. (courtesy lamp)	13B711, 13A724
Washer (transfer case input shaft bearing)	7067	Wire assy. (courtesy lamp feed)	13B712
Washer kit (brake air chamber)	2F488-9	Wire assy. (dash panel to eng. gauge feed)	14289
Washer kit (trans. output shaft)	7173	Wire assy. (dash panel to headlamp junction)	14290
Waxes	Δ	Wire assy. (distributor breaker ground)	12264
Wear sleeve & oil seal kit (forward axle input yoke)	4A573	Wire assy. (distributor primary terminal)	12216
Wear sleeve & oil seal kit (forward axle output yoke)	4A478	Wire assy. (distributor to spark plug radio resistance)	12286
Wear sleeve & oil seal kit (rear axle input yoke)	4A676	Wire assy. (dome lamp ground)	13A743
Weatherstrip (front fender to wheelhouse)	16277	Wire assy. (eng. block heater)	6B018
Weatherstrip (radiator splash rear shield)	8B004	Wire assy. (eng. gauge feed jumper)	14A219
Weatherstrip (radiator splash rear shield side)	8B043	Wire assy. (fog lamp)	15A211
Wedge (air brake actuating)	2B210	Wire assy. (fuel gauge tank unit ground)	14176
Wedge (brake shoe actuating)	2B201	Wire assy. (fuel valve feed)	9E306
Wedge (brake stop boot repair kit)	2B213	Wire assy. (heater switch to fuse panel)	14323
Wedge (front axle spring seat)	5A313	Wire assy. (horn)	13N866
		Wire assy. (horn jumper)	13A840
		Wire assy. (horn switch)	14308
		Wire assy. (ignition coil)	14A035
		Wire assy. (ignition coil resistor)	12336
		Wire assy. (ignition current amplifier extension)	12045
		Wire assy. (ignition feed)	14313
		Wire assy. (ignition jumper)	12060
		Wire assy. (instrument cluster)	9272
		Wire assy. (instrument cluster voltage regulator ballast resistor)	10D877



BUY IT NOW!

Click Here To Order



INDEX

Included in the Paint Section are the following:

	Page No.	
	U.S.	Canada
Paints, Thinners, etc.,		
Black and White Finishes	2	2
Thinners and Reducers	2	2
Sealers and Undercoats	2	3
Rubbing Compounds	2	3
Specialties	2	3
Lacquers and Synthetic Enamels		
Interior Paints	3 thru 6	3 thru 6
Exterior Paints		
Listed by Certification Label	7,8	8 thru 10
Appearance and Maintenance Materials		
Paints and Refinishing Materials	11	13
Cleaners, Waxes, and Polishes	11	13
Clear Vision Aids	11	13
Cooling System Aids	11	13 14
Motor Oils and Lubricants	11,12	14
Sealers and Adhesives	12	
Special Products	12 13	15
Used Truck Reconditioning Materials	16	16

LIQUID MEASURE

Most liquid measures listed in this catalog are in U.S. sizes; however, those measures which are specified for unique Canadian parts are in Imperial or Metric sizes.

The capacity in ounces and litres for both U.S. and Imperial measures are specified below:

	1/2 PT.	PINT	QUART	GALLON
Imperial	10 oz. (284.1 ml)	20 oz. (568.2 ml)	40 oz. (1.136 l)	160 oz. (4.55 l)
U.S.	8 oz. (236.6 ml)	16 oz. (473.1 ml)	32 oz. (.946 l)	128 oz. (3.78 l)



BUY IT NOW!

Click Here To Order 







1973/79
TRUCK SERIES 600/900

PAINTS, THINNERS, ETC.
U.S. USAGE

Note: The aerosol products listed below do not utilize a fluorocarbon propellant system.

DESCRIPTION	PART NUMBER	DESCRIPTION	PART NUMBER
BLACK and WHITE FINISHES		SEALERS and UNDERCOATS — Cont'd	
Chassis black—1 gal. can—NR(8/80)	★ B8A 1713-A	Interior primer — interior parts of electron cure coated ABS plastic — 13 oz. spray can — this adhesion improving sealer does not contain polychlorinated biphenyl (PCB).	D7AZ 19000-C
THINNERS and REDUCERS			
Acrylic Thinner (for AR60 acrylic lacquers)—extra high gloss — 1 gal.—NR(8/80)	★ AR60 644-A	Interior primer—for polypropylene interior parts—13 oz. spray can	D7AZ 19000-B
Lacquer thinner No. 2 (medium fast dry) —5 gal. can—NR(9/80)	★ M14J 646-J		
	★ M14J 646-K	RUBBING COMPOUNDS	
Enamel reducer (for AE60 acrylic enamels)—1 gal. can—NR(8/80)	★ DL60 647-A	Mechanical wheel polishing compound—1 gal. can	AR60 3789-B
Acrylic thinner (for AR60 acrylic lacquers)—1 gal. can—NR(8/80)	★ AR60 647-A	SPECIALTIES	
Silicone Decontaminant (Fish Eye Killer)—1 qt. can—NR(12/80)	★ AE60 649-A	Silicone and wax remover—1 gal. can	DL60 3721-A
SEALERS and UNDERCOATS		Acrylic lacquer (clear)— qt.can—NR	★ AR60 50-C
Sealer, acrylic enamel (non-sanding) — — gray—1 gal. can—NR	★ AE60 12-A	Acrylic lacquer final blend coat (clear)—1 gal.	AR60 650-A
Sealer acrylic lacquer (non-sanding) — — gray—1 gal. can	AR60 13-A	Flattening Paste (for lowering the gloss of high gloss lacquer paints) — — 1 qt.—NR	★ AR60 652-C
Lacquer primer—surfacers			
NR(11/80) — — dark gray —1 gal. can	★ M6J 12-D		
NR(8/80) — — red —1 gal. can	★ M6J 13-D		
NR(7/80) — — light gray —1 gal. can	★ M6J 13-E		
— — medium gray—13 oz. spray can	M6J 12-H		

PAINTS, THINNERS, ETC.
CANADIAN USAGE

DESCRIPTION	PART NUMBER	DESCRIPTION	PART NUMBER
BLACK and WHITE FINISHES		THINNERS and REDUCERS — Cont'd	
Chassis black enamel (dull)—16 oz. spray bomb	CD2AZ 19500-AJ	Alkyd enamel reducers— Hot & humid weather—above 80° F — 1 gal. — — 5 gal. — — 4 litres	CCOAZ 19566-A
THINNERS and REDUCERS			CCOAZ 19566-B
Acrylic Thinner (for AR60 acrylic lacquers)—extra high gloss — 1 gal. (U.S.)	AR60 644-A	— — 4 litres	CE0AZ 19566-K
Acrylic thinner (for AR60 acrylic lacquers) — — 1 gal. (U.S.)	AR60 647-A	Cold weather—below 70° F — 1 gal. — — 5 gal. — — 15 gal. — — 4 litres	CBJ 19566-A CBJ 19566-B CD6AZ 19566-C CE0AZ 19566-L
Enamel reducer (for AE60 acrylic enamels)—1 gal. can (U.S.)	DL60 647-A	Normal drying—70°—80° F — 1 gal. — — 5 gal. — — 4 litres	CC5AZ 19566-E CC5AZ 19566-F CE0AZ 19566-C
Silicone Decontaminant (Fish Eye Killer)—32 oz. can—NR(12/80)	★ AE60 649-A	For Fast Dri additive CD6AZ-19503-A — — 1 gal. — — 5 gal. — — 4 litres	CC5AZ 19566-F CE0AZ 19566-C CD6AZ 19566-A CD6AZ 19566-B CE0AZ 19566-M
Sila Chek—Silicone Decontaminant (Fish Eye Eliminator)—for acrylic enamel and lacquer—2 oz.	CD2AZ 649-A		
Acrylic lacquer thinner— Fast dry—panel refinishing — 1 gal. — — 4 litres	CC5AZ 19566-B CE0AZ 19566-A	Lacquer thinner (exc. acrylic lacquers) Fast dry—1 gal. —5 gal. — — 4 litres	CBM 19567-C CBM 19567-A
Normal dry—complete refinishing — 1 gal. — — 4 litres	CC5AZ 19566-D CE0AZ 19566-B		Normal dry — 5 gal. — 15 gal.
Acrylic enamel reducers—for CAE60 paints— Retarder reducer — 1 gal. — — 4 litres	CD4AZ 19566-A CE0AZ 19566-E	Vinyl Reducer 1+1—for use with CD7AZ 19568-A vinyl primer — — 1 gal.	CD7AZ 19566-A
Hot weather reducer — 5 gal. — — 1 gal. — — 20 litres	CD4AZ 19566-B CD4AZ 19566-E CE0AZ 19566-F	Leveller (over spray)—12 oz. spray can	CB7A 19500-Y
— — 4 litres	CE0AZ 19566-J	Final car wash—thinner used to wash vehicle prior to painting—1 gal.	CD2AZ 19566-A
Standard reducer — 1 gal. — — 5 gal. — — 5 gal. — — 5 gal. — — 5 gal. — — 5 gal. — — 5 gal.	CD4AZ 19566-C CD4AZ 19566-D CE0AZ 19566-G CE0AZ 19566-H	Final car wash—thinner used to wash vehicle prior to painting — — 4 litres	CE0AZ 19566-D

100% SATISFACTION GUARANTEED

BUY IT NOW!

Click Here To Order

PayPal, Discover, MasterCard, VISA

1973/79
TRUCK SERIES 600/900

PAINTS, THINNERS, ETC.
CANADIAN USAGE

DESCRIPTION	PART NUMBER	DESCRIPTION	PART NUMBER
SEALERS and UNDERCOATS		RUBBING COMPOUNDS — Cont'd	
Lacquer primer-surfacer -- dark gray-1 gal. (U.S.) -- red -1 gal. (U.S.)	M6J 12-D M6J 13-D	Rubbing compound (lacquer fast cut) -- (4) 3 1/2 lb. tin	CD7AZ 3789-A
Sealer, acrylic lacquer (non-sanding) -- gray-1 gal. (U.S.)	AR60 13-A	Rubbing compound (lacquer fast cut) -- 3 lb. tin	CE1AZ 3789-A
Interior primer-interior parts of electron cure coated ABS plastic-13 oz. spray can	D7AZ 19000-C	Rubbing Compound -- 16 oz. tin	CD7AZ 3789-B
Interior primer-for polypropylene interior parts- 13 oz. can	D7AZ 19000-B	SPECIALTIES	
Primer surfacers -- red -1 qt. -- red -1 gal. -- gray-1 qt. -- gray-1 gal.	CB9CZ 19574-A CB9CZ 19574-B CB9CZ 19568-A CB9CZ 19568-B	Acrylic lacquer (clear)-1 qt. (U.S.)	AR60 50-C
Primer surfacer (for enamel or lacquer) -- 1 gal.	CD6AZ 19568-A	Acrylic lacquer final blend coat (clear) -- 1 gal. (U.S.)	AR60 650-A
Vinyl Primer 1+1-for refinishing galvanize steel -- 1 gal.	CD7AZ 19568-A	Flattening Paste (for lowering the gloss of high gloss lacquer paints) -- 1 qt. (U.S.)	★ AR60 652-C
Primer Sealers (Jet-Seal) Red -- 1 qt. (U.S.) -- 1 gal. (U.S.) Gray -- 1 qt. (U.S.) -- 1 gal. (U.S.)	CD4AZ 19574-B CD4AZ 19574-C CD4AZ 19574-D CD4AZ 19574-E	Silicone and wax remover-1 gal. (U.S.)	DL60 3721-A
		Paint remover E-Z-E strip -- 1 gal. can	CD7AZ 3721-A
		Paint remover E-Z-E strip -- 4 litre can	CE0AZ 3721-A
		Paint remover OK Rins-off -- 1 gal. can	CD7AZ 3721-B
		Paint remover OK RINS-OFF -- 4 litre can	CE0AZ 3721-B
		Paint remover Metal Prep -- 1 qt. can	CD7AZ 3721-C
		Metal Cleaner (Dual-Etch)- used to clean aluminum parts prior to painting -- 1 qt. (U.S.)	CE1AZ 3721-A
		Metal Cleaner (Dual-Etch)- used to clean aluminum parts prior to painting -- 1 gal. (U.S.)	CE1AZ 3721-B
		Metal Cleaner (Metal-L-Mate)- used to clean steel parts prior to painting -- 1 gal. (U.S.)	CE1AZ 3721-C
RUBBING COMPOUNDS			
Mechanical wheel polishing compound -1 gal. can (U.S.)	AR60 3789-B	Fast Dri additive-for alkyd enamel only -- 16 oz.	CD6AZ 19503-A
Acrylic enamel rubbing compound-3 lb. tin	CD2AZ 3789-A	Sher-Will-Clean (silicone & wax remover) -- 1 gal.	CD4AZ 19561-A
		Sher-Will-Clean (silicone & wax remover) -- 4 litres	CE0AZ 19561-A

LACQUERS AND SYNTHETIC ENAMELS
INTERIOR PAINTS

YEAR	INTERIOR TRIM	INTERIOR LOCATION	INTERIOR PAINT	
	COLOR/CODE	-I/P=Instrument panel -U/P=Upper instrument panel -S/C=Steering column -I/C=Other interior components	COLOR	PART NUMBER
		I/P U/P S/C I/C		SUFFIX 15 OZ. 13 OZ.

PASSENGER AREA - LACQUER-SPRAY CAN

U.S. and CANADIAN USAGE

Note 1: The interior spray paints listed below do not utilize a fluorocarbon propellant system.
 Note 2: *Black components may be included in any trim scheme - use M4J 2083 - H for metallic or M4J 1724 - H for non-metallic.
 %Painted black or exterior body color #For exposed interior sheet metal surfaces painted exterior body color - refer to exterior paint section
 ▲ W/S Defroster Cover (044A98) △ Except W/S Defroster Cover (044A98)

C - CT SERIES

73/	Black or Gray- All Trim Codes	%	%	%	#			
-----	----------------------------------	---	---	---	---	--	--	--

CL-CLT SERIES

78	Tan-34,35,36,37 3D,3E,3F,3G,3M	*	*	*	*			
					#			
		I/P	U/P	S/C	I/C	Tan (light)	M4J	4042
79	Saddle-34,35,36,37 3D,3E,3F,3G,3M	*	*	*	*			
					#			
		I/P	U/P	S/C	I/C	Saddle Metallic	M4J	4050



BUY IT NOW!

Click Here To Order



1973/79
TRUCK SERIES 600/900

LACQUERS AND SYNTHETIC ENAMELS

INTERIOR PAINTS

YEAR	INTERIOR TRIM	INTERIOR LOCATION				INTERIOR PAINT				
	COLOR/CODE	-I/P=Instrument panel -U/P=Upper instrument panel -S/C=Steering column -I/C=Other interior components				COLOR	PART NUMBER			SUFFIX
		I/P	U/P	S/C	I/C					15 OZ.

PASSENGER AREA - LACQUER-SPRAY CAN - Cont'd

U.S. and CANADIAN USAGE

- Note 1:** The interior spray paints listed below do not utilize a fluorocarbon propellant system.
- Note 2:** *Black components may be included in any trim scheme - use M4J 2083 - H for metallic or M4J 1724- H for non-metallic.
%Painted black or exterior body color #For exposed interior sheet metal surfaces painted exterior body color - refer to exterior paint section
- ▲ W/S Defroster Cover (044A98) △ Except W/S Defroster Cover (044A98)

CL-CLT SERIES

78/79	Blue-B6,B8, BF,BH,BQ	*	*	*	*				
					#				
		I/P	U/P	S/C	I/C	Blue Metallic	M4J	4104	H
		I/P	U/P	S/C	I/C	Blue (light)	★		
78/79	Chamois-G6,G8, GF,GH,GQ	*	*	*	*				
					#				
		I/P	U/P	S/C	I/C	Chamois (light)	M4J	4086	H
78/79	Red/Rose-E6,E8, EF,EH,EQ	*	*	*	*				
					#				
		I/P	U/P	S/C	I/C	Red Metallic (med.)	M4J	4020	H

F SERIES

73	Blue-22,23,B,B1	%			#					
			U/P	S/C		▲	Black Metallic	M4J	2083	H
						△	Blue Metallic	M4J	4021	H
						△	Blue	M4J	4036	H
73	Ginger-32,33,C C1	%			#					
			U/P	S/C		▲	Black Metallic	M4J	2083	H
						△	Ginger (dark)-NR	★	3606	
						△	Ginger (medium)-NR(3/79)	★	M4J 3605	H
73	Black-4,4A,4B, 4F,41,42,43,46, BA,BB,CA,CB,D,DA, DB,DF,D1,D6,EA EB,FA,FB	*	*	*	*					
						△	White	M4J	3290	H
		*	*	*	*		Black	M4J	1724	H
						△	Black Metallic	M4J	2083	H
73	Red-52,53,E,E1	%			#					
			U/P	S/C		▲	Black Metallic	M4J	2083	H
						△	Red Metallic	M4J	4020	H
						△	Red	M4J	4056	H
73	Green-62,63,F,F1	%			#					
			U/P	S/C		▲	White	M4J	3290	H
						△	Black Metallic	M4J	2083	H
						▲	Green Metallic NR(11/76)	★	4004	
74/75	Blue-22,23,B,B1	%	%	%	#					
						△	Green-NR(2/77)	★	4032	
						△	White	M4J	3290	H
						▲	Blue Metallic	M4J	4021	H
				△	Blue Metallic	M4J	4021	H		
				△	Blue	M4J	4036	H		
				△	White	M4J	3290	H		



BUY IT NOW!

Click Here To Order



**1973/79
TRUCK SERIES 600/900**

**LACQUERS AND SYNTHETIC ENAMELS
INTERIOR PAINTS**

YEAR	INTERIOR TRIM	INTERIOR LOCATION				INTERIOR PAINT				
	COLOR/CODE	-I/P = Instrument panel				COLOR	PART NUMBER			
		-U/P = Upper instrument panel								
		-S/C = Steering column								
		-I/C = Other interior components								
		I/P	U/P	S/C	I/C					

SUFFIX		
15 OZ	13 OZ	OZ

PASSENGER AREA - LACQUER-SPRAY CAN - Cont'd

U.S. and CANADIAN USAGE

- Note 1:** The interior spray paints listed below do not utilize a fluorocarbon propellant system.
Note 2: *Black components may be included in any trim scheme - use M4J 2083 - H for metallic or M4J 1724 - H for non-metallic.
 %Painted black or exterior body color #For exposed interior sheet metal surfaces painted exterior body color - refer to exterior paint section
 ▲ W/S Defroster Cover (044A98) △ Except W/S Defroster Cover (044A98)

F SERIES

74/75	Ginger-32,33,C,C1	%	%	%	#					
					▲	Ginger (dark)-NR	★	3606		
					△	Ginger (dark)-NR	★	3606		
					△	Ginger (medium)-NR(3/79)	★	M4J 3605		H
74/75	Black-4,4A,4B,4F,41,42,43,46,BA,BB,CA,CB,D,DA,DB,DF,D1,D6,EA,EB,FA,FB	*	*	*	*	Black	M4J	1724	H	
		*	*	*	*	Black Metallic	M4J	2083	H	
					I/C	White	M4J	3290	H	
74/75	Red-52,53,E,E1	%	%	%	#					
					▲	Red Metallic	M4J	4020	H	
					△	Red Metallic	M4J	4020	H	
					△	Red	M4J	4056	H	
74	Green-62,63,F,F1	%	%	%	#					
					▲	Green Metallic-NR(11/76)	★	4004		
					△	Green Metallic-NR(11/76)	★	4004		
					△	Green-NR (2/77)	★	4032		
75	Green-62,63,F,F1	%	%	%	#					
					▲	Green Metallic-NR (3/79)	★	M4J 4061		H
					△	Green Metallic-NR (3/79)	★	M4J 4061		H
					△	Green	M4J	4065		H
76/77	Blue-22,B1,B2,DB,EB	%		%	#					
			U/P		I/C	Blue Metallic	M4J	4021		H
					I/C	White	M4J	3290		H
78/79	Blue-DB,EB,B2,BJ,22	%		%	#					
			U/P		I/C	Bright Blue Metallic	M4J	4104		H
					I/C	White	M4J	3290		H
76/77	Tan-32,C2,DU,EU	%		%	#					
			U/P			Tan (medium)	M4J	4043		H
					I/C	Tan (light)	M4J	4042		H
					I/C	White	M4J	3290		H
79	Sand-32,C2,DT,ET,FJ	%		%	#					
			U/P		I/C	Sand Metallic	M4J	4123		H
					I/C	Sand	M4J	4112		H
					I/C	White	M4J	3290		H
76/79	Black-4A,4F,41,42,46,AA,D1,D2,D6,DA,DB,DC,DF,EA,GA,HA	*	*	*	*	Black	M4J	1724	H	
		*	*	*	*	Black Metallic	M4J	2083	H	
					I/C	White	M4J	3290		H
76/79	Red-52,DD,E1,E2,ED	%		%	#					
			U/P			Red (medium)	M4J	4072		H
					I/C	Red (light)	M4J	4075		H
					I/C	White	M4J	3290		H



BUY IT NOW!

Click Here To Order

Copyright © 1980-

FORD MOTOR
COMPANY

-DEARBORN, MICHIGAN

NEW ISSUE



1973/79
TRUCK SERIES 600/900

LACQUERS AND SYNTHETIC ENAMELS
INTERIOR PAINTS

YEAR	INTERIOR TRIM	INTERIOR LOCATION				INTERIOR PAINT		SUFFIX	
	COLOR/CODE	-I/P = Instrument panel -U/P = Upper instrument panel -S/C = Steering column -I/C = Other interior components				COLOR	PART NUMBER		
		I/P	U/P	S/C	I/C			15 OZ.	13 OZ.

PASSENGER AREA - LACQUER-SPRAY CAN - Cont'd

U.S. and CANADIAN USAGE

Note 1: The interior spray paints listed below do not utilize a fluorocarbon propellant system.
 Note 2: *Black components may be included in any trim scheme - use M4J 2083 - H for metallic or M4J 1724- H for non-metallic.
 %Painted black or exterior body color #For exposed interior sheet metal surfaces painted exterior body color - refer to exterior paint section
 ▲ W/S Defroster Cover (044A98) △ Except W/S Defroster Cover (044A98)

F SERIES

YEAR	TRIM	%	U/P	%	I/C	DESCRIPTION	PART NUMBER	TRIM	TRIM
76	Green-62,DG,EG,F1		U/P		I/C	Green Metallic-NR (3/79)	★ M4J 4061		H
					I/C	White	M4J 3290		H
77/79	Jade-62,CJ,DR,ER,F2		U/P		I/C	Jade Metallic	M4J 4074		H
					I/C	White	M4J 3290		H
78	Saddle-DZ,EZ		U/P		I/C	Saddle Metallic	M4J 4050		H
					I/C	White	M4J 3290		H
76	Black/Blue-BA,HQ	*	*	*	I/C	Blue Metallic	M4J 4021		H
					I/C	White	M4J 3290		H
76	Black/Tan-H4	*	*	*	I/C	Tan (light)	M4J 4042		H
					I/C	White	M4J 3290		H
76	Black/Red-EA,HN	*	*	*	I/C	Red (light)	M4J 4075		H
					I/C	White	M4J 3290		H
76	Black/Green-FA,H5	*	*	*	I/C	Green Metallic-NR (3/79)	★ M4J 4061		H
					I/C	White	M4J 3290		H

L - LN - LNT - LT - LTS SERIES

YEAR	TRIM	%	U/P	%	I/C	DESCRIPTION	PART NUMBER	TRIM	TRIM
73/74	Gray-1C,1D,1E,11,12,13,14,15,AC,AD,AE,A2,A3,A4,A5	*	*	*	*	I/C	Gray Metallic	★	
73/79	Black-4A,4B,8A,8B,DA,DB,HB	*	*	*	*		Black	M4J 1724	H
							Black Metallic	M4J 2083	
74	Tobacco-71,72,G2	*	*	*	*	I/P	Saddle (medium)	M4J 4015	H
						I/P	Tobacco (dark)	M4J 4019	
75/79	Tobacco-8C,8D,8E,8G,8H,81,82,83,84,85,87,88,89,H2,H3,H4,H5,H7,H8,H9,HC,HD,HE,HG,HH,HI,HQ,Q3,Q5,Q7,Q8,Q9,QC,QD,QE,QG,QH,QI	*	*	*	*	I/P	Saddle (medium)	M4J 4015	H
						I/P	Tobacco (dark)	M4J 4019	

W - WT SERIES

YEAR	TRIM	%	U/P	%	I/C	DESCRIPTION	PART NUMBER	TRIM	TRIM
73/77	Saddle- All trim codes	*	*	*	*	I/C	Saddle (medium)	M4J 4015	H
						I/C	Tobacco (dark)	M4J 4019	

100% SATISFACTION GUARANTEED

BUY IT NOW!

Click Here To Order

PayPal American Express Discover MasterCard VISA

**1973/79
TRUCK SERIES 600/900**

**LACQUERS AND SYNTHETIC ENAMELS
EXTERIOR PAINTS U.S. USAGE**

C O D E	YEAR	NAME	ACRYLIC ENAMEL					ACRYLIC LACQUER	
			PART NUMBER					PART NUMBER	
			PREFIX	BASE	SUFFIX			QT. (32 OZ.)	
1/2 OZ.	5 OZ.	6 OZ.							

Note 1: The exterior spray paints listed below do not utilize a fluorocarbon propellant system.
 Note 2: Certification label, φ Clear coat colors

	78/	Clear Coat							AR60	50-C
1	78	Medium Copper	AE60	5475	B	C	H			
1	79	Maroon Metallic	AE60	5433	B		H			
2	73	Maroon	AE60	3059			C			
2	77/78	Medium Copper (exc. CL-CLT)	AE60	5475	B	C	H			
2	78/79	Black Metallic (CL-CLT)	AE60	5561	B			φ	AR60	5561-C
3	78/79	Dark Red Metallic	AE60	5552	B			φ	AR60	5552-C
4	78/79	Medium Blue Metallic	AE60	5560	B			φ	AR60	5560-C
5	78/79	Chamois Metallic	AE60	5536	B		H	φ	AR60	5536-C
6	73	Bright Medium Blue	AE60	5004	B	C	H			
6	75	Bright Red (Viking)	AE60	3560	B		H			
6	78/79	Dark Cordovan Metallic	AE60	5534	B					
7	74	Bright Yellow Gold Metallic	AE60	5079			H			
7	76	White	AE60	5418	B	C	H		AR60	5418-C
7	78	Light Chamois	AE60	5524	B		H			
7	79	Desert Gold Metallic	AE60	5619	B		H			
8	73	Yellow	AE60	3341	B					
8	75/76	Dark Yellow Green Metallic	AE60	5233	B		H			
8	77/78	Light Blue	AE60	5467	B		H			
8	79	Medium Blue Metallic	AE60	5618	B		H			
A	73/79	Black	AE60	1724	B		H		AR60	1724-C
B	73/75	Light Blue	AE60	3429			H			
B	77/79	Dark Jade Metallic	AE60	5328	B	C	H			
C	73/79	Special White	AE60	1525	B		H		AR60	1525-C
D	75/77	White (Kentucky Trk. PLT. only)	AE60	1619	B		H		AR60	1619-C
D	78/79	Black	AE60	5554	B			φ	AR60	5554-C
E	75/77	White (Kentucky Trk. PLT. only)	AE60	1619	B		H		AR60	1619-C
E	78/79	Bright Red	AE60	5555	B			φ	AR60	5555-C
F	78/79	White	AE60	5543	B		H	φ	AR60	5543-C
G	73/79	Chrome Yellow	AE60	1526	B		H			
H	75/77	White (Kentucky Trk. PLT. only)	AE60	1619	B		H		AR60	1619-C
H	78	Dark Brown Metallic	AE60	5282	B		H			
H	79	Dark Brown Metallic	AE60	5477	B	C	H		AR60	5477-C
I	75/78	Bright Medium Blue	AE60	5004	B	C	H			
J	73/79	Rangoon Red "Before 6/1/79"	AE60	1515	B		H			
J	79	Rangoon Red "After 6/1/79"	AE60	5696	B	C	H			
K	76/78	Bright Red	AE60	5440	B		H			
K	79	Light Medium Blue	AE60	5608	B		H			
L	73/79	Holly Green	AE60	1237	B	C	H			
M	73/79	White	AE60	1619	B		H		AR60	1619-C
N	78/79	Silver Metallic	AE60	5586	B			φ	AR60	5586-C
O	75/77	Dark Green	AE60	5005			H		AR60	5005-C
O	79	Silver Metallic	AE60	5299	B		H		AR60	5299-C
P	76	Light Blue	AE60	5443	B		H			
P	77/78	Dark Nectarine Metallic	AE60	5506			H			
P	79	Coral	AE60	1730	B		H			
Q	73	Light Yellow Green	AE60	5060		C			AR60	5060-C
Q	79	Medium Vaquero Metallic	AE60	5599	B		H			
R	77/79	Light Jade	AE60	5445	B		H			
S	73/79	Bright Dark Blue Metallic	AE60	5094	B	C	H		AR60	5094-C



BUY IT NOW!

Click Here To Order

COPYRIGHT © 1981—

FORD MOTOR
COMPANY

—DEARBORN, MICHIGAN

CHANGE 3



1973/79
TRUCK SERIES 600/900

LACQUERS AND SYNTHETIC ENAMELS
EXTERIOR PAINTS U.S. USAGE

C O D E	YEAR	NAME	ACRYLIC ENAMEL PART NUMBER				ACRYLIC LACQUER PART NUMBER	
			PREFIX BASE	SUFFIX			QT. (32 OZ.)	
				1/2 OZ.	QT.	5 OZ. SPRAY		
Note 1: The exterior spray paints listed below do not utilize a fluorocarbon propellant system. Note 2: ● Certification label, φ Clear coat colors								
T	73/79	Red	AE60	2008	B	C	H	AR60 2008-C
U	73/74	Medium Lime Metallic	★	5021				
U	75/76	Light Green	AE60	5404	B		H	
U	78	Cream	AE60	5406	B		H	
U	79	Pastel Sand	AE60	5620	B		H	
V	73	Dark Green	AE60	5005	B		H	AR60 5005-C
V	76/78	Silver Metallic	AE60	5488	B		H	
V	79	Medium Chestnut Metallic	AE60	5144	B		H	
W	78/79	Ember Metallic	AE60	5559	B			
X	76/77	Tan	AE60	5441	B		H	
X	78/79	Antique Ivory	AE60	5558	B			
Y	74	Orange	AE60	5296	B		H	
Y	77/78	Jade Metallic	★	5505				
Y	79	Med. Golden Sand Metallic	AE60	5624	B		H	
Z	75/77	Copper Metallic	AE60	5035			H	
Z	78/79	Bright Dark Blue Metallic	AE60	5557	B			φ AR60 5557-C

LACQUERS AND SYNTHETIC ENAMELS
EXTERIOR PAINTS CANADIAN USAGE

C O D E	YEAR	NAME	ACRYLIC ENAMEL PART NUMBER		ALKYD ENAMEL PART NUMBER		ACRYLIC LACQUER PART NUMBER	
			PREFIX BASE	SUFFIX		QUART (40 OZ.)	QUART (32 OZ.)	SPRAY BOMB (6 OZ.)
				1/2 OZ.	QT.			
● Certification label φ Clear coat colors								
	78/	Clear Coat					AR60	50-C
1	78	Medium Copper	AE60	5475	B	C	M1J	5475
1	79	Maroon Metallic	AE60	5433	B		M1J	5433
2	73	Maroon	AE60	3059		C		
2	74	Pastel Lime					M1J	5023
2	75	Medium Ginger Metallic					M1J	5465
2	77/78	Medium Copper (exc-CL-CLT)	AE60	5475	B	C	M1J	5475
2	78/79	Black Metallic (CL-CLT)	AE60	5561	B			φ AR60 5561-C
3	74	Bright Green					M1J	5232
3	76	Tan					M1J	5297
3	78/79	Dark Red Metallic	AE60	5552	B			φ AR60 5552-C
4	74	Medium Lime Yellow					M1J	5177
4	78/79	Medium Blue Metallic	AE60	5560	B			φ AR60 5560-C
5	78/79	Chamois Metallic	AE60	5536	B			φ AR60 5536-C
6	73	Bright Medium Blue	AE60	5004	B	C		
6	75	Bright Red (Viking)	AE60	3560	B	C		
6	76	Dark Brown					M1J	5064
6	78/79	Dark Cordovan Metallic	AE60	5534	B			φ AR60 5534-C
7	74	Bright Yellow Gold Metallic					M1J	5079
7	76	White	AE60	5418	B	C	M1J	5418
7	78	Light Chamois	AE60	5524	B	C		
7	79	Desert Gold Met.	AE60	5619	B	C		

100% SATISFACTION GUARANTEED

BUY IT NOW!

Click Here To Order

PayPal American Express Discover MasterCard VISA

**1973/79
TRUCK SERIES 600/900**

**LACQUERS AND SYNTHETIC ENAMELS
EXTERIOR PAINTS CANADIAN USAGE**

C O D E	YEAR	NAME	ACRYLIC ENAMEL PART NUMBER		ALKYD ENAMEL PART NUMBER		ACRYLIC LACQUER PART NUMBER	
			PREFIX BASE	SUFFIX		QUART (40 OZ.)	QUART (32 OZ.)	SPRAY BOMB (6 OZ.)
				1/2 OZ.	QT.			
●Certification label φ Clear coat colors								
8	73	Yellow	AE60 3341	B		M1J 3341		CD0AZ 19500-K
8	74	Dark Yellow				M1J 5046		
8	75/76	Dark Yellow Green Metallic	AE60 5233	B				
			CAE60 5233		C			
8	77/78	Light Blue	AE60 5467	B	C		AR60 5467-C	CD7AZ 19500-A
8	79	Medium Blue Met.	AE60 5618	B				CD9AZ 19500-N
A	73/79	Black	AE60 1724	B	C	M30J 1724-SE	AR60 1724-C	CC6AZ 19500-A
B	73/75	Light Blue	AE60 3429		C	M1J 3429		CD2AZ 19500-A
B	77/79	Dark Jade Metallic	AE60 5328	B	C	M1J 5328	AR60 5328-C	CD5AZ 19500-E
C	73/79	Special White	AE60 1525	B	C	M30J 1525-SE	AR60 1525-C	
D	75/77	White (Kentucky Trk. PLT. only)	AE60 1619	B	C	M1J 1619	AR60 1619-C	CC6AZ 19500-B
D	78/79	Black	AE60 5554	B			φ AR60 5554-C	
E	75/77	White (Kentucky Trk. PLT. only)	AE60 1619	B	C	M1J 1619	AR60 1619-C	CC6AZ 19500-B
E	78/79	Bright Red	AE60 5555	B			φ AR60 5555-C	
F	75/76	Dark Ginger Metallic				M1J 5425		
F	78/79	White	AE60 5543	B			φ AR60 5543-C	
G	73/79	Chrome Yellow	AE60 1526	B	C	M30J 1526-SE		
H	73	Medium Green Metallic				M1J 5187		
H	75/77	White (Kentucky Trk. PLT. only)	AE60 1619	B	C	M1J 1619	AR60 1619-C	CC6AZ 19500-B
H	78	Dark Brown Metallic	AE60 5282	B				
H	79	Dark Brown Metallic	AE60 5477	B	C		AR60 5477-C	CD6AZ 19500-G
I	75/78	Bright Medium Blue	AE60 5004	B	C			
J	73/79	Rangoon Red	AE60 1515	B		M30J 1515-SE		
		"Before 6/1/79"						
J	79	Rangoon Red	AE60 5696	B	C			
		"After 6/1/79"						
K	76/78	Bright Red	AE60 5440	B	C	M1J 5440		CD6AZ 19500-A
K	79	Light Medium Blue	AE60 5608	B	C		AR60 5608-C	CD9AZ 19500-B
L	73/79	Holly Green	AE60 1237	B	C	M30J 1237-SE		
M	73/79	White	AE60 1619	B	C	M1J 1619	AR60 1619-C	CC6AZ 19500-B
N	74	Bright Green Metallic				M1J 5396		
N	78/79	Silver Metallic	AE60 5586	B			φ AR60 5586-C	
O	75/77	Dark Green	★ 5005				AR60 5005-C	
O	79	Silver Metallic	AE60 5299	B		M1J 5299	AR60 5299-C	CD3AZ 19500-H
P	75	Light Gold				M1J 5338		
P	76	Light Blue	AE60 5443	B		M1J 5443		CD6AZ 19500-B
P	77/78	Dark Nectarine Metallic	AE60 5506		C			
P	79	Coral	AE60 1730	B	C	M1J 1730		CD9AZ 19500-Q
Q	73	Light Yellow Green	AE60 5060		C	M1J 5060	AR60 5060-C	
Q	79	Medium Vaquero Metallic	AE60 5599	B				
			CAE60 5599		C			



BUY IT NOW!

Click Here To Order



**1973/79
TRUCK SERIES 600/900**

LACQUERS AND SYNTHETIC ENAMELS
EXTERIOR PAINTS CANADIAN USAGE

C O D E	YEAR	NAME	ACRYLIC ENAMEL		ALKYD ENAMEL		ACRYLIC LACQUER		
			PART NUMBER		PART NUMBER		PART NUMBER		
			PREFIX BASE	SUFFIX	QUART (40 OZ.)	QUART (32 OZ.)	SPRAY BOMB (6 OZ.)		
1/2 OZ.	QT.								

● Certification label
φ Clear coat colors

R	73/76	Medium Ginger Metallic			M1J	5186				
R	77/79	Light Jade	AE60	5445	B		M1J	5445	CD9AZ 1950-M	
S	73/79	Bright Blue Metallic	AE60	5094	B	C		AR60	5094-C	
T	73/79	Red	AE60	2008	B	C	M1J	2008	AR60	2008-C
			CAE60	2008			C			CC6AZ 1950-C
U	73/74	Medium Lime Metallic					M1J	5021	CD2AZ 1950-B	
U	75/76	Light Green	AE60	5404	B	C	M1J	5404	CD5AZ 1950-C	
U	78	Cream	AE60	5406	B				CD6AZ 1950-C	
U	79	Pastel Sand	AE60	5620	B	C		AR60	5620-C	
V	73	Dark Green	AE60	5005	B		M1J	5005	AR60	5005-C
V	76/78	Silver Metallic	AE60	5488	B		M1J	5488	AR60	5488-C
V	79	Med. Chestnut Met.	AE60	5144	B		M1J	5144		CD3AZ 1950-C
W	75/76	Medium Ivy Bronze Metallic					M1J	5435		
W	78/79	Ember Metallic	AE60	5559	B					
X	73	Light Goldenrod					M1J	3565		CD1AZ 1950-L
X	74	Light Grabber Blue					M1J	5226		CD4AZ 1950-B
X	76/77	Tan	AE60	5441	B	C	M1J	5441		CD6AZ 1950-D
X	78/79	Antique Ivory	AE60	5558	B					
Y	74	Orange	AE60	5296	B		M1J	5296		CD3AZ 1950-K
Y	75	Medium Green Gold					M1J	5402		
Y	76	Yellow Orange	★	5181			M1J	5181		
Y	77/78	Jade Metallic	AE60	5505		C				
Y	79	Med. Golden Sand Met.	AE60	5624	B	C				CD9AZ 1950-P
Z	75/77	Copper Metallic	★	5035						
Z	78/79	Bright Dark Blue Metallic	AE60	5557	B				φ AR60	5557-C

100% SATISFACTION GUARANTEED

BUY IT NOW!

Click Here To Order

PayPal American Express Discover MasterCard VISA

1973/79
TRUCK SERIES 600/900

APPEARANCE and MAINTENANCE MATERIALS

U.S. USAGE

PART NUMBER	DESCRIPTION	PART NUMBER	DESCRIPTION
Note: The aerosol products listed below do not utilize a fluorocarbon propellant system.			
PAINTS and REFINISHING MATERIALS		CLEANERS, WAXES and POLISHES— Cont'd	
AR60 1724-GC	Paint (flat black) -- 1 qt.	E0AZ 19526-B	Cleaner-white wall tire -- (12) 16 oz. plastic spray bottles
D7AZ 19000-A	Paint (argent lacquer) -- 13 oz spray can	E0AZ 19526-C	Cleaner-white wall tire -- (4) 1 gal. bottles
D2AZ 19B542-A	Cream hardener for polyfiller--use w/ D2AZ 19A547-A kit--polyfiller body repair--1 oz. supplemental supply -- (12) 1 oz. tubes	B7A 19530-A	Silicone auto polish -- (12) 16 oz. cans
D2AZ 19A547-B	Polyfiller body repair kit (12 lb.)--consists of (1) 12 lb. container polyfiller (1) 4 oz. tube cream hardener -- (4) kits	B7A 19530-B	Custom silicone gloss (new car prep.) -- (2) 1 gal. cans
C9AZ 19627-A	Tape (automotive masking)--3/4" wide -- (48) 60 yd. rolls	B4A 19534-A	Custom auto wax -- (12) 8 oz. cans
C9AZ 19627-C	Tape (automotive masking)--2" wide -- (24) 60 yd. rolls	B8A 19534-A	Custom auto wax -- (6) 1 lb. cans
CLEANERS, WAXES and POLISHES		D8AZ 19534-A	Cream wax--less applicator (12) 12 oz. cans.
B7A 19520-A	Tar and road oil remover -- (12) 1 pt. cans	CLEAR VISION AIDS	
B7A 19521-A	Spot remover (chlorothene cleaner) -- (12) 1 pt. cans	D8AZ 19C507-A	Glass cleaner -- (12) 20 oz. aerosol cans
E0AZ 19521-A	Cleaner (leather and vinyl) -- (6) 16 oz. plastic bottles with brush	C9AZ 19550-A	Ford ultra clear windshield washer solution -- (12) 16 oz. cans
D4AZ 19521-B	Cleaner (leather and vinyl) -- 1 gal. plastic bottle	C9AZ 19550-B	Ford ultra clear windshield washer solution -- (12) 32 oz. cans
8A 19522	Bright metal cleaner -- (12) 1 pt. cans	COOLING SYSTEM AIDS	
B8A 19523-A	Cleaner (multi-purpose) concentrate -- for vinyl and leather trim --white sidewall tires --vinyl and convertible tops --automobile rugs and upholstery --automobile exteriors -- (6) 1 qt. plastic bottles	D6AZ 19A503-A	Cooling system fast flush (non acid) -- (12) 12 oz. cans
B8A 19523-B	Cleaner (multi-purpose) concentrate -- for vinyl and leather trim --white sidewall tires --vinyl and convertible tops --automobile rugs and upholstery --automobile exteriors -- (6) 1 gal. plastic bottles	8A 19546-C	Radiator rust inhibitor and water pump lubricant -- (12) 1 pt. cans
B8A 19523-C	Cleaner (all purpose) concentrate -- for vinyl and leather trim --white sidewall tires --vinyl and convertible tops --automobile rugs and upholstery --automobile exteriors -- 55 gal. drum	8A 19549-A	Ford Cooling System Fluid (permanent anti-freeze) -- (6) 1 gal. cans
C9AZ 19523-A	Wash and wax concentrate -- (4) 1 gal. plastic containers	C2AZ 19549-C	Ford Cooling System Fluid (permanent anti-freeze) -- 55 gal. drum
D6AZ 19523-A	Wash and wax concentrate -- (12) 16oz. plastic containers	D9AZ 19558-A	Protector pellets (cooling system) -- *RA-1 (2) pellets per card--(24) cards per carton
E0AZ 19526-A	Triple clean--for leather and vinyl trim --white sidewall tires --vinyl and convertible tops --not for use on cloth fabrics -- (12) 16 oz. (473.12 ml.) bottles w/brush	D9AZ 19558-PAK	Protector pellets (cooling system) -- *RA-1000 (2) cartons of (48) cards--(2) pellets per card 1 fender cover
		MOTOR OILS and LUBRICANTS	
		Note: ◇ Premium motor oil grade	
		Note: ◆ Super premium motor oil grade	
		C6AZ 19542-A	Brake and hydraulic clutch fluid (extra heavy duty)--for vehicles w/disc or drum brakes -- (24) 16 oz. cans
		C6AZ 19542-B	Brake and hydraulic clutch fluid (extra heavy duty)--for vehicles w/disc or drum brakes -- (12) 1 qt. cans
		C0AZ 19553-A	Silicone lubricant (jell type) -- 8 oz. tube
		D7AZ 19553-A	Silicone lubricant --15 oz. aerosol Spray can
		C3AZ 19578-A	Steering gear lubricant (life time) -- (4) 14 1/2 oz. cartridges
		B7A 19579-C	Crankcase conditioner and rust inhibitor -- (12) 16 oz. cans
		D9AZ 19579-C	Oil conditioner--(gas engines) -- (12) 16 fl. oz.
		D3AZ 19579-A	◇ Motor oil--10W--20W--30 -- 1 qt. can
		D3AZ 19579-K	◆ Motor oil--10W--40 -- 1 qt. can
		D3AZ 19579-M	◆ Motor oil--10W--40 -- 55 gal. drum



BUY IT NOW!

Click Here To Order



1973/79
TRUCK SERIES 600/900

APPEARANCE and MAINTENANCE MATERIALS

U.S. USAGE

PART NUMBER	DESCRIPTION	PART NUMBER	DESCRIPTION
Note: The aerosol products listed below do not utilize a fluorocarbon propellant system.			
MOTOR OILS and LUBRICANTS— Cont'd		SEALER and ADHESIVES — Cont'd	
D3AZ 19579-G	◇ Motor oil—20W-40 — — 1 qt. can	D7AZ 19554-B	Perfect seal sealing compound — — (12) 13.2 oz. aerosol can
D3AZ 19579-J	◇ Motor oil—20W-40 — — 55 gal. drum	C9AZ 19554-B	Sealer (liquid butyl)—black—for sealing butyl installed windshield and backlite — — 1 pt. can
C2AZ 19580-F	Hypoid gear lubricant (rear axle) — — 120 lb. keg (S.A.E. 90)	D0AZ 19554-C	Sealer tape (tetrafluoroethylene)—used on bolt and studthreads to provide a positive liquid seal — — 1/2" x 288"
C6AZ 19580-E	Hypoid gear lubricant (rear axle) — used w/conventional axles only — — 1 gal. can	D7AZ 19554-C	Adhesive 414 kit—used for repair of loose vinyl inserts to body side mouldings—consist of (5) .33 fl. oz. bottles of 414 adhesive and (1) 4 oz. aerosol can of accelerator
D3AZ 19580-A	Hypoid gear lubricant—for limited slip axle — — (12) 1 qt.—plastic container w/spout	E0AZ 19554-A	Sealant (locktite)—thread locker — — (10) .20 fl. oz. (6 ml.)
D2AZ 19581-A	Speedometer cable lubricant — — 1 lb. can	E0AZ 19554-B	Sealant—stud and bearing mount —stops loosening and leakage — — heavy duty thread locker — — (10) .20 fl. oz. (6 ml.) tubes
C1AZ 19582-A	Automatic trans. and power steering fluid—red—for all A/T exc. 1977/ Ford C6 — — (24) 1 qt. cans	D8AZ 19554-A	Sealant pipe (with teflon) — — 1.69 fl. oz. tube
C1AZ 19582-C	Automatic trans. and power steering fluid—red—for all A/T exc. 1977/ Ford C6 — — (6) 1 gal. cans	D6AZ 19560-A	Caulking cord — — (8) 80 ft. rolls—3/16" dia.
C1AZ 19582-D	Automatic trans. and power steering fluid—red—for all A/T exc. 1977/ Ford C6 — — 55 gal. drum	D6AZ 19562-A	Sealer and filler (Silicone rubber)—clear — — 3 fl. oz. tube
* XT 2-DDX	Automatic Trans. Fluid—"DEXRON® II" —for 1977/ Ford C6 A/T only — — 55 gal. (208.2 litre) drum	D6AZ 19562-B	Sealer and filler (Silicone rubber)—black — — 3 fl. oz. tube
* XT 2-QDX	Automatic Trans. Fluid—"DEXRON® II" —for 1977/ Ford C6 A/T only — — (24) 1 qt. (0.946 litres) cans	SPECIAL PRODUCTS	
D6AZ 19582-A	Power steering fluid—blue — — (24) 1 qt. cans (exc. heavy truck)	* BB 16	Electrolyte (acid)—battery fluid — — 1.5 gal. container
D9AZ 19583-A	Rubber lubricant (triple purpose) — — (4) 1 gal. containers—use to mount and demount tires, remove rubber squeaks, and clean rubber parts.	D7AZ 19A331-A	Silicone Dielectric Compound— for distributor rotor tip and Duraspark ignition cable — — 3 oz. tube
D7AZ 19584-A	Grease (polyethylene) — — 15 oz. spray can	*WA-10	Rust penetrant and inhibitor — — (6) 8 oz. cans
D0AZ 19584-A	Grease (polyethylene) — — 4 oz. aluminum tube w/plastic cut off spout	D7AZ 19A501-A	Rust penetrant and inhibitor — — (6) 12 oz. aerosol cans
C1AZ 19590-B	Lubricant (multi-purpose long life) — — (4) 14 1/2 oz. cartridges	D8AZ 19A501-A	Automatic choke cleaner—used to clean—free auto. choke, carb. linkage and manifold heat controls — — (12) 14 oz. aerosol cans w/snorkel
C1AZ 19590-C	Lubricant (multi-purpose long life) — — 120 lb. keg	D7AZ 19515-A	Super Seal Anti—Corrosion Compound—(Sprayable) — — 16 gal.
C1AZ 19590-D	Lubricant (multi-purpose long life) — — 25 lb. pail	D8AZ 19515-A	Super Seal Anti—Corrosion Compound — — 16 oz. aerosol spray can
C1AZ 19590-E	Lubricant (multi-purpose long life) — — (4) 5 lb. pails	B7A 19517-B	Dusting cloth (wax treated) — — carton of (100)
D4AZ 19590-A	Lubricant (steering linkage) — — (4) 14 1/2 oz. cartridges	D3AZ 19517-A	Dusting cloth (wax treated) — — plastic bag container
SEALERS and ADHESIVES		E0AZ 19517-A	Dusting cloth (wax treated)—bulk roll — — 23" (584.20 mm.) wide—19 1/2" yds. (17.83 meters) long
D7AZ 19B508-A	Contact adhesive (gasket and seal) — — 16 oz. can w/brush	D3AZ 19517-B	Pad—buffing and polishing — — carton of (12)
C2RZ 19C548-A	Automatic transmission and power steering sealer — — (6) 8 oz. cans	D4AZ 19B519-A	Refrigerant (air conditioner) — — 14 oz. can
8A 19552-B	Rubber cement — — (12) 5 oz. tubes (black)	*YN-1-A	
C0AZ 19552-A	Weatherstrip adhesive — — (12) 5 fl. oz. tubes (light colored)	D2AZ 19523-A	Hand cleaner—waterless — — (12) 14 oz. cans
B5A 19554-A	Perfect seal sealing compound — — carton of (12) 4 oz. cans	D2AZ 19523-B	Hand cleaner—waterless — — (2) 5 lb. cans
C6AZ 19554-A	Metallic plastic (to repair cyl. front cover and cyl. block intake manifold) — — (1) can—metallic resin, (1) jar—hardening	D5AZ 19523-PAK	Hand cleaner — waterless — — (5) 5 lb. cans—includes dispenser
		C8AZ 19C544-B	Gas line anti-freeze — — (24) 12 oz. cans
		C9AZ 19C544-A	Engine starting fluid — — (12) 8.3 oz. aerosol can



BUY IT NOW!

Click Here To Order



**1973/79
TRUCK SERIES 600/900**

PAINT SECTION 13

APPEARANCE and MAINTENANCE MATERIALS

U.S. USAGE

PART NUMBER	DESCRIPTION	PART NUMBER	DESCRIPTION
Note: The aerosol products listed below do not utilize a fluorocarbon propellant system.			
SPECIAL PRODUCTS— Cont'd		SPECIAL PRODUCTS— Cont'd	
C9AZ 19577-B *YN-2	Refrigerant compressor oil—used w/York or Tecumseh compressor -- 1 qt. can	D4AZ 19627-A *YZ-1	Tape (A/C insulation) -- 1/8" x 2" x 15ft. roll
D1VY 19577-B *YN-4	Refrigerant compressor oil—used w/ Frigidaire compressor -- 1 qt. can	D6AZ 19627-A	Tape (pressure sensitive)—black water proof -- 3" wide -- 60 yd. roll
D9AZ 19579-A	Carburetor and combustion chamber cleaner—for gasoline engines only -- (12) 18 oz. aerosol cans	C8AZ 19628-D	Tape (elec. insulating)—black (display pkg.)—3/4" -- 20 ft. roll
D9AZ 19579-B	Carburetor and combustion chamber cleaner—for gasoline engines only -- (12) 16 oz. cans	C8AZ 19628-F	Tape (elec. insulating)—black (individual metal can)—3/4" -- 66 ft. roll
B4A 19587-A	Lock lubricant -- (12) 4 oz. can	C8AZ 19628-G	Tape (elec. insulating)—black (individual skin pkg.)—3/4" -- 20 ft. roll
D8AZ 19587-A	Lock lubricant -- (12) 3.5 oz. aerosol cans w/snorkel	C8AZ 19628-H	Tape (elec. insulating)—black (individual skin pkg.)—3/4" -- 66 ft. roll
C6AZ 19627-A	Tape (vinyl foam)—1/8" x 7/8" -- 50 ft. roll—used to shim weatherstrip roof rails and doors	E0AZ 19628-A	Tape (electrical repair)—flame retardant—automotive use only -- 3/4" (19.50 mm.) wide—100 ft. (30.48 meters) long—(10) roll skin pkg.

APPEARANCE and MAINTENANCE MATERIALS

CANADIAN USAGE

PART NUMBER	DESCRIPTION	PART NUMBER	DESCRIPTION
PAINTS and REFINISHING MATERIALS		CLEANERS, WAXES and POLISHES — Cont'd	
AR60 1724-GC	Paint (flat black) -- 1 qt. (U.S.)	E0AZ 19526-A	Triple clean—for leather and vinyl trim --white side wall tires --vinyl and convertible tops --not for use on cloth fabrics -- (12) 16 oz. (473.12 ml.) bottles w/brush
D7AZ 19000-A	Paint (argent lacquer) -- 13oz. spray can	E0AZ 19526-B	Cleaner—white wall tire -- (12) 16 oz. plastic spray bottles
CD2AZ 19500-AB	Engine enamel—corporate blue -- 16 oz. spray bomb	B7A 19530-B	Custom silicone gloss (new car prep.) -- (2) 1 gal. cans (U.S.)
CD2AZ 19500-AH	Engine enamel—black gloss -- 16 oz. spray bomb	CBAC 19530-A	Lincoln body polish -- 16 oz.
CD2AZ 19500-AJ	Engine enamel—chassis black (dull) -- 16 oz. spray bomb	CC5AZ 19530-A	Polish—buffer (reconditioning polish) -- 1 gal. can
CD5AZ 19500-A	Alkyd enamel—maroon metallic—6 oz. spray can	CC9AZ 19530-B	Cleaner and polisher -- 1 gal.
C5AZ 19E548-A	Tinting assort. -- (12) 16 oz. cans of acrylic enamel repair tinting colors	B8A 19534-A	Custom auto wax -- (6) 1 lb. cans
CLEANERS, WAXES and POLISHES		D8AZ 19534-A	Cream wax—less applicator (12) 12 oz. cans.
*CXC 12	Tar and road oil remover -- (12) 500 ml. cans	CLEAR VISION AIDS	
*CXC 68	Fabric cleaner (spotless) -- 4 litre can	D8AZ 19C507-A	Glass cleaner -- (12) 20 oz. aerosol cans
CD7AZ 19521-A	Cleaner (leather and vinyl) -- 32 oz. plastic bottle	CB9CZ 19550-A	Windshield washer anti-freeze -- 16 oz. bottle
8A 19522	Bright metal cleaner -- (12) 1 pt. cans	*CXC 69	Windshield washer anti-freeze -- (12) 500 ml. plastic containers
B8A 19523-A	Cleaner (multi-purpose) concentrate -- for vinyl and leather trim --white sidewall tires --vinyl and convertible tops --automobile rugs and upholstery --automobile exteriors -- (6) 32 oz. plastic bottles	CC5AZ 19550-B	Windshield washer anti-freeze -- 5 gal. pail
C9AZ 19523-A	Wash and wax concentrate -- (4) 1 gal. plastic containers (u.s.)	*CXC 36	Windshield washer anti-freeze 20 litre pail
D6AZ 19523-A	Wash and wax concentrate -- (12) 16 oz. plastic containers	CC9AZ 19550-A	Windshield washer anti-freeze (pre-mixed) -- 1 gal. container
CAJ 19524-A	Car wash -- 5 gal. pail	COOLING SYSTEM AIDS	
*CXC 20	Car wash -- 20 litre pail	D2AZ 19549-A	Permanent anti-freeze and coolant -- 1 qt. can
C8A 19524-B	Car wash -- 1 gal. jug	*CXC-8	Permanent anti-freeze and coolant -- (4) 4 litre containers
*CXC 21	Car wash -- 4 litre jug	*CXC-9	Permanent anti-freeze and coolant -- (1) 205 litre container
CB9CZ 19525-A	Upholstery cleaner (spray on) -- 1 gal. can		
CC0AZ 19525-B	Upholstery cleaner (spray on) -- 5 gal. can		



BUY IT NOW!

Click Here To Order

COPYRIGHT © 1981—

FORD MOTOR

—DEARBORN, MICHIGAN

COMPANY

CHANGE 3



1973/79
TRUCK SERIES 600/900

APPEARANCE and MAINTENANCE MATERIALS

CANADIAN USAGE

PART NUMBER		DESCRIPTION	PART NUMBER		DESCRIPTION
COOLING SYSTEM AIDS — Cont'd			MOTOR OILS and LUBRICANTS — Cont'd		
C000	19558-A	Bar's Leak (cooling system protector) — 6 oz. jar	C6AZ	19580-E	Hypoid gear lubricant (rear axle)—used w/conventional axles only — 1 gal. (U.S.)
*CXC	43	Bar's Leak — (12) 150 g. cans	D3AZ	19580-A	Hypoid gear lubricant—for limited slip axle — (12) 32 oz.—plastic containers w/ spout
C000	19558-B	Bar's Leak (cooling system protector) — 15 oz. bottle	D2AZ	19581-A	Speedometer cable lubricant — 1 lb. can
D9AZ	19558-A	Protector pellets (cooling system) — (2) Pellets per card—(24) cards per carton	*CXT	1-L	Automatic trans. and power steering fluid—type "F"—for all A/T exc. 1977/Ford C6 — (24) 1 litre cans
D9AZ	19558-PAK	Protector pellets cooling system (2) cartons of (48) cards—(2) pellets per card (1) fender cover	*CXT	5-L	Automatic trans. fluid—Dexron® II—1977-1979 C6 A/T only — (24) 1 litre cans
*RA-1			*CXT	3-L	Automatic trans. and power steering fluid—type "F"—for all A/T exc. 1977/Ford C6 — 205 litre drum
*RA-1000			*CXT	6-L	Automatic trans. fluid—Dexron® II—1977-1979 C6 A/T only — 205 litre drum
MOTOR OILS and LUBRICANTS			CD8AZ	19582-A	Power steering fluid—blue — (24) 1 litre cans (exc. heavy truck)
CC6AZ	19542-A	Brake and hydraulic clutch fluid (extra heavy duty)—for vehicles w/disc or drum brakes — (24) 16 oz. cans—455 ml.	D9AZ	19583-A	Rubber lubricant (triple purpose) — (4) 1 gal. containers, used to mount and demount tires, remove rubber squeaks, and clean rubber parts.
CC6AZ	19542-B	Brake and hydraulic clutch fluid (extra spray can heavy duty)—for vehicles w/disc or drum brakes — (12) 32 oz. cans—909 ml.	D7AZ	19584-A	Grease (polyethylene) — 15 oz. spray can
CC0CZ	19553-B	Silicone lubricant spray — 6 oz. can	D0AZ	19584-A	Grease (polyethylene) — 4 oz. aluminum tube w/plastic cut off spout
D7AZ	19553-A	Silicone lubricant — 15 oz. aerosol spray can	C1AZ	19590-B	Lubricant (multi-purpose long life) — (4) 14 1/2 oz. cartridges
★C5AZ	19577-A	Fluid—speed control device — 1.55 oz. container—NR(12/80)	C1AZ	19590-C	Lubricant (multi-purpose long life) — 120 lb. keg
C3AZ	19578-A	Steering gear lubricant (lifetime) — (4) 14 1/2 oz. cartridges	C1AZ	19590-D	Lubricant (multi-purpose long life) — 25 lb. pail
CB8A	19579-A	Heat rust solvent — 8 oz. can	D4AZ	19590-A	Lubricant (steering linkage) — (4) 14 1/2 oz. cartridges
*CXC	51	Heat rust solvent — (12) 300 g. aerosol cans	SEALERS and ADHESIVES		
MGCA	19579-B	Fuel system cleaner — 6 oz. can	D7AZ	19B508-A	Contact adhesive (gasket and seal) — 16 oz. can w/brush
*CXC	54	Fuel system cleaner — (12) 250 ml. cans	*CXC	38	Rubber cement — (12) 150 ml. tubes
CB9AZ	19579-C	Engine purge — 40 oz. can	*CXC	39	Weatherstrip — (12) 150 ml. tubes
*CXC	55	Engine purge — (12) 1 litre cans	CC3AZ	19552-B	Windshield and backlite sealer — 12 3/4 oz. tube
*CXC	56	Break-in lubricant — (12) 500 ml. cans	CBM	19553-A	Sealer—caulking cord
CC4AZ	19579-A	Engine oil conditioner — 40 oz. can	B5A	19554-A	Perfect seal sealing compound — carton of (12) 4 oz. cans
*CXC	57	Engine oil conditioner — (12) 1 litre cans	C6AZ	19554-A	Metallic plastic (to repair cyl. front cover and cyl. block intake manifold) — (1) can—metallic resin, (1) jar—hardening agent
CC4AZ	19579-B	"V-11" viscosity index improver — 16 oz. tin	D7AZ	19554-B	Perfect seal sealing compound — (12) 13.2 oz. aerosol cans
*CXC	58	"V-11" viscosity index improver — (12) 500 ml. cans	C9AZ	19554-B	Sealer (liquid butyl)—black—for sealing butyl installed windshield and backlite — 16 oz. can
*CX0	1-L	Motor oil—5W30—Premium — (24) 1 litre cans	D0AZ	19554-C	Sealer tape (tetrafluoroethylene) — 1/2"—288"—used on bolt and studthreads to provide a positive liquid seal
*CX0	2-L	Motor oil—10W30—Premium — (24) 1 litre cans	*CXC	2	Sealant—locktite thread locker 50 ml bottle
*CX0	3-L	Motor oil—20W40—Premium — (24) 1 litre cans	*CXC	3	Adhesive 414 kit—used for repair of loose vinyl inserts to body side mouldings—consists of (5) 9.76 cc bottles of 414 adhesive and (1) 113.4 cc aerosol can of accelerator
*CX0	4-L	Motor oil—10W40—Super premium — (24) 1 litre cans			
*CX0	5-L	Motor oil—10W30—Premium — 205 litre drum			
*CX0	6-L	Motor oil—10W40—Super premium — 205 litre drum			
*CX0	7-L	Motor oil—30W single grade premium — (24) 1 litre cans			
*CX0	8-L	Motor oil—30W single grade premium — 205 litre drum			
*CX0	9-L	Motor oil—10W30—Super premium — bulk — per litre			
*CX0	10-L	Motor oil—10W40—Super premium — bulk — per litre			
*CX0	11-L	Motor oil—S.A.E. 30—single grade 1 litre			
		10—single grade 1 litre			



BUY IT NOW!

Click Here To Order



1973/79
TRUCK SERIES 600/900

APPEARANCE and MAINTENANCE MATERIALS

CANADIAN USAGE

PART NUMBER	DESCRIPTION	PART NUMBER	DESCRIPTION
SEALERS and ADHESIVES — Cont'd		SPECIAL PRODUCTS — Cont'd	
* CXC 5	Sealant—pipe (with teflon) 50 ml tube	CECG 19524-A	Engine shampoo -- 5 gal. can
AB 19560-A	Caulking cord -- (6) 80 ft. rolls--3/16" dia.	*CXC 22	Engine shampoo -- 20 litre pail
CC5AZ 19562-B	Windshield and backlite tape sealer kit consists of -- 168" x 3/8" x 3/8" special tape for use on vehicles using butyl tape type installation on windshield and backlite glass	CECG 19524-B	Engine shampoo -- 45 gal. can
D6AZ 19562-A	Sealer and filler (silicone rubber)--clear -- 3 oz. tube	* CXC 23	Engine shampoo -- 205 litre drum
D6AZ 19562-B	Sealer and filler (silicone rubber)--black -- 3 oz. tube	* CXC 66	Engine shampoo -- (12) 450 g. aerosol cans
CC2CZ 19573-A	Automatic trans. sealer -- 8 oz. can	CC6AZ 19528-A	Concrete floor cleaner and degreaser -- 40 lb. pack
SPECIAL PRODUCTS		*CXC 26	Concrete floor cleaner and degreaser -- 20 kg. pail
* CBB 14-L	Electrolyte (acid)--battery fluid -- 20 litre container	*CXC 29	Gas line anti-freeze -- (12) 350 ml. bottles
D7AZ 19A331-A	Silicone Dielectric Compound -- for distributor rotor tip and Duraspark ignition cable -- 3 oz tube	CD6AZ 19531-A	Gas line anti-freeze -- (24) 6 oz. can
*WA-10		*CXC 28	Gas line anti-freeze -- (36) 150 ml. bottle
D7AZ 19A501-A	Rust penetrant and inhibitor -- (6) 12 oz. aerosol cans	*CXC 6	Carburetor cleaner -- 20 litre pail-- consists of a 15 litre fill in a 20 litre pail
D8AZ 19A501-A	Automatic choke cleaner -- used to clean--free auto. choke, carb. linkage and manifold heat controls -- (12) 14 oz. aerosol cans w/snorkel	C000 19535-B	Carburetor cleaner -- 4 gal. pail (w/basket)
CB8A 19512-A	Wash mitt	CC5AZ 19562-C	Putty (green hi-speed) -- 3 1/2 lb. tin
CC3AZ 19514-A	Starting fluid -- 11 oz. spray can	CC5AZ 19562-D	Putty (super spot--pink shade) -- 3 1/2 lb. can
* CXC 11	Starting fluid -- (12) 235 grams aerosol cans	C9AZ 19577-B	Refrigerant compressor oil--used w/York or Tecumseh compressor -- 1 qt. can (U.S.)
8A 19515-B	Undercoating -- 45 gal.	*YN-2	
CC4AZ 19515-A	Undercoating -- 5 gal.	D1VY 19577-B	Refrigerant compressor oil--used w/ Frigidaire compressor -- 1 qt. can (U.S.)
* CXC 1	Super Seal Anti-Corrosion Compound -- (12) 16 oz. aerosol cans	*YN-4	
CBJ 19517-A	Polishing cloth--lintless -- 5 yds.	MGCA 19579-A	Combustion chamber conditioner -- 16 oz. can
CC3AZ 19517-A	Chamois--super sheen--approx. -- 20" x 22"	*CXC 53	Combustion chamber conditioner -- (12) 500 ml. cans
D3AZ 19517-A	Dusting cloth (wax treated) -- plastic bag container	C6AZ 19579-B	Carburetor and combustion chamber cleaner -- (12) 19 oz. aerosol cans
E0AZ 19517-A	Dusting cloth (wax treated)--bulk roll -- 23" (584.20 mm.) wide--19 1/2 yards (17.83 meters) long	*CXC 52	Carburetor and combustion chamber cleaner -- (12) 500 g. aerosol cans
D3AZ 19517-B	Pad--buffing and polishing-- carton of (12)	C1A 19584	Penetrating fluid -- 8 oz. can
D4AZ 19B519-A	Refrigerant (air conditioner) -- 14 oz. can	*CXC 59	Penetrating fluid -- (12) 250 ml. cans
*YN-1-A		CB8A 19584-A	Penetrating fluid -- 1 gal. can
*CXC 16	Hand cleaner--waterless -- (12) 1 lb. cans	*CXC 60	Penetrating fluid -- (4) 4 litre cans
*CXC 17	Hand cleaner--waterless -- (6) 4.5 lb. cans	CB9CZ 19586-A	Door ease--stick lubricant--shop size -- (6 to carton)
* CXC 45	Hand cleaner lotion (with grit) -- (12) 16 fl. oz. (.47 l) squeeze bottles	D8AZ 19587-A	Lock lubricant -- (12) 3.5 oz. aerosol cans w/snorkel
* CXC 46	Hand cleaner lotion (with grit) -- (4) 12.8 fl. oz. (3.78 l) bottles	B4A 19587-A	Lock lubricant -- (12) 4 oz. can
		D4AZ 19627-A	Tape (A/C insulation) -- 1/8" x 2" x 15 ft. roll
		*YZ-1	
		D6AZ 19627-A	Tape (pressure sensitive)--black waterproof -- 3" wide -- 60 yd. roll
		E0AZ 19628-A	Tape (electrical repair)--flame retardant-- automotive use only--3/4" (19.50 mm.) wide--100 ft. (30.48 meters) long--(10) roll skin pkg.



BUY IT NOW!

Click Here To Order



1973/79
TRUCK SERIES 600/900

USED TRUCK RECONDITIONING MATERIALS

U.S. USAGE

PART NUMBER	DESCRIPTION	PART NUMBER	DESCRIPTION
Note: The aerosol products listed below do not utilize a fluorocarbon propellant system.			
D4AZ 19530-A	Polish (used for reconditioning exterior automotive finishes) (2) 1 gal. cans	COAZ 19A536-F	Engine shampoo (cleaner and degreaser) -- 55 gal. drum
COAZ 19A536-D	Engine shampoo (cleaner and degreaser) -- 5 gal. drum	D8AZ 19A536-A	Automotive engine shampoo and degreaser-- (for exterior use only) -- (12) 19 oz. aerosol spray cans

USED TRUCK RECONDITIONING MATERIALS

CANADIAN USAGE

PART NUMBER	DESCRIPTION	PART NUMBER	DESCRIPTION
CB9AA 19A537-A	Floor mat patches--8" x 12" tapered edges -- pkg. of 6	CD6AZ 19A547-A	Body Filler -- white -- 1 qt. -- includes hardener
CD5AZ 19B542-A	Cream hardener for body filler -- (12) 1 oz. for qt. size	CD6AZ 19A547-B	Body Filler -- white -- 1 gal. -- includes hardener
CD5AZ 19B542-B	Cream hardener for body filler -- (12) 4 oz. for gal. size	CC5AZ 19562-C	Green hi-speed putty -- 3 1/2 lb. tin
CD5AZ 19B542-C	Liquid Hardener (body filler)--20 cc for qt. size	CC5AZ 19562-E	Green hi-speed putty -- 4 1/2 lb. tin
CD5AZ 19B542-D	Liquid Hardener (body filler)-- 2 oz. for gal. size	CC5AZ 19562-D	Super spot putty--pink shade -- 3 1/2 lb. can
CD5AZ 19B542-E	Liquid Hardener (body filler)-- 8 oz. economy size	CC5AZ 19562-F	Super spot putty--pink shade -- 4 1/2 lb. can
CD5AZ 19A547-C	Body filler--red--(12) 1 qts.		
CD5AZ 19A547-D	Body filler--red--(4) 1 gals.		

DYES AND TINTS

PART NUMBER	DESCRIPTION	PART NUMBER	DESCRIPTION
LEATHER DYE and VINYL COATING -- QUART		PLASTIC DYE -- QUART	
CB9AA 19A540-A	White	CB9AA 19A541-B	Black
CB9AA 19A540-B	Black	CB9AA 19A541-E	Gray
CB9AA 19A540-C	Brown	CB9AA 19A541-G	Red
CB9AA 19A540-D	Blue	CB9AA 19A541-H	Aluminum
CB9AA 19A540-E	Green	CD4AZ 19A541-A	Dodge -- Blue (medium)
CB9AA 19A540-G	Red	CD4AZ 19A541-B	Pontiac -- Blue
CB9AA 19A540-H	Turquoise	FABRIC TINT -- QUART	
CB9AA 19A540-J	Medium Gray	CB9AA 19A542-A	Black
		CB9AA 19A542-B	Blue
		CB9AA 19A542-D	Brown
		CB9AA 19A542-E	Red
		CB9AA 19A542-F	Green
		CB9AA 19A542-G	Turquoise

100% SATISFACTION GUARANTEED

BUY IT NOW!

Click Here To Order

PayPal American Express Discover MasterCard VISA

**1973/79
TRUCK SERIES 600/900**

USED TRUCK RECONDITIONING MATERIALS

U.S. USAGE

PART NUMBER	DESCRIPTION	PART NUMBER	DESCRIPTION
Note: The aerosol products listed below do not utilize a fluorocarbon propellant system.			
D4AZ 19530-A	Polish (used for reconditioning exterior automotive finishes) (2) 1 gal. cans	COAZ 19A536-F	Engine shampoo (cleaner and degreaser) -- 55 gal. drum
COAZ 19A536-D	Engine shampoo (cleaner and degreaser) -- 5 gal. drum	D8AZ 19A536-A	Automotive engine shampoo and degreaser-- (for exterior use only) -- (12) 19 oz. aerosol spray cans

USED TRUCK RECONDITIONING MATERIALS

CANADIAN USAGE

PART NUMBER	DESCRIPTION	PART NUMBER	DESCRIPTION
CB9AA 19A537-A	Floor mat patches--8" x 12" tapered edges -- pkg. of 6	CD6AZ 19A547-A	Body Filler -- white -- 1 qt. -- includes hardener
CD5AZ 19B542-A	Cream hardener for body filler -- (12) 1 oz. for qt. size	CD6AZ 19A547-B	Body Filler -- white -- 1 gal. -- includes hardener
CD5AZ 19B542-B	Cream hardener for body filler -- (12) 4 oz. for gal. size	CC5AZ 19562-C	Green hi-speed putty -- 3 1/2 lb. tin
CD5AZ 19B542-C	Liquid Hardener (body filler)--20 cc for qt. size	CC5AZ 19562-E	Green hi-speed putty -- 4 1/2 lb. tin
CD5AZ 19B542-D	Liquid Hardener (body filler)-- 2 oz. for gal. size	CC5AZ 19562-D	Super spot putty--pink shade -- 3 1/2 lb. can
CD5AZ 19B542-E	Liquid Hardener (body filler)-- 8 oz. economy size	CC5AZ 19562-F	Super spot putty--pink shade -- 4 1/2 lb. can
CD5AZ 19A547-C	Body filler--red--(12) 1 qts.		
CD5AZ 19A547-D	Body filler--red--(4) 1 gals.		

DYES AND TINTS

PART NUMBER	DESCRIPTION	PART NUMBER	DESCRIPTION
LEATHER DYE and VINYL COATING -- QUART		PLASTIC DYE -- QUART	
CB9AA 19A540-A	White	CB9AA 19A541-B	Black
CB9AA 19A540-B	Black	CB9AA 19A541-E	Gray
CB9AA 19A540-C	Brown	CB9AA 19A541-G	Red
CB9AA 19A540-D	Blue	CB9AA 19A541-H	Aluminum
CB9AA 19A540-E	Green	CD4AZ 19A541-A	Dodge -- Blue (medium)
CB9AA 19A540-G	Red	CD4AZ 19A541-B	Pontiac -- Blue
CB9AA 19A540-H	Turquoise	FABRIC TINT -- QUART	
CB9AA 19A540-J	Medium Gray	CB9AA 19A542-A	Black
		CB9AA 19A542-B	Blue
		CB9AA 19A542-D	Brown
		CB9AA 19A542-E	Red
		CB9AA 19A542-F	Green
		CB9AA 19A542-G	Turquoise



BUY IT NOW!

Click Here To Order



**1973/79
TRUCK SERIES 600/900**

YEAR	MODEL/RESTRICTIONS	PART NUMBER	DESCRIPTION	QTY.
1001 GASKET (REAR WHEEL BEARING RETAINER or REAR AXLE SHAFT) - Also refer to Rear Axle Parts List Section 40, page 1				
73/	B-C-F-LN600/700 -- 15M axle	B4TZ 1001-A	Rear axle shaft-4 1/2" I.D. x 5 7/8" O.D.	4
73/	B600/700,C600/750,F-L-LN 600/800, LNT-LT-LTS800/900 -- 17.5M and 32M axles	A8TZ 1001-C	Rear axle shaft-8 holes-4 1/2" I.D. x 6 3/16" O.D.	AR
78/	P600-13M axle	A8TZ 1001-A	Rear axle shaft	AR
78/	P600-15M axle	B4TZ 1001-A	Rear axle shaft	AR
73/	B700/750,C700/800,CT800,F-L- LN-LNT-LT-LTS700/900, WT900 -- 18.5M and 34M axles	A8TZ 1001-D	Rear axle shaft-12 holes-4 1/2" I.D. x 6 1/8" O.D.	AR
73/74	C-L-LN-LT-LTS800/900, W-WT900 -- 22M, 38M axles	B3TZ 1001-A	Rear axle shaft-5 5/8" I.D. x 8 1/2" O.D.	AR
78/	CL-CLT900-38M axle	D8HZ 1001-A		4
73/75	C-L-LN-LT-LTS 800/900 W-WT900 -- 23M # Axles before Serial Number W40,001	B3TZ 1001-A	Rear axle shaft-5 5/8" I.D. x 8 1/2" O.D.	AR
75/	All with 23M, 38M, 44M, 58M, 65M rear axles	D5HZ 1001-A		AR
1A003 SLINGER (FRONT WHEEL OIL)				
78/	C,L,N series -- w/16,18,20M frt axle w/air brks.	D8HZ 1A003-A		2

IDENTIFICATION CHART

IDENTIFICATION	PART NUMBER	IDENTIFICATION	PART NUMBER
1007 WHEEL ASSY. (See instructions for identifying wheels, rims, etc. on page 2 of this section.)			
237-FL-1X	C4TZ 1020-A	86120	C4TZ 1007-F
238-CR-1X	C4TZ 1020-B	86180	C4TZ 1007-L
262-FL-1X	C4TZ 1020-D	86200	C4TZ 1007-E
263-FL-1Y	C4TZ 1020-E	86220	C4TZ 1007-G
277-5°-1X	D2HZ 1020-B	RB 31061-9	D0HZ 1020-D
278-FL-1X	C4TZ 1020-B	RB 31300-1	★ D0HZ 1020-A
313-5°-1X	D2HZ 1020-A	49280	B9T 1007-A
7520-FLD	★ C4TZ 1020-H Not replaced (10/79)	75900-1	B9T 1007-A
7522-FLD	C4TZ 1020-J	76830-D1	★ C4TZ 1007-M
PA 7987-4	D0HZ 1020-B	87240	C4TZ 1007-J
25440	C4TZ 1007-F	90050	C4TZ 1007-L
25441	C4TZ 1007-F	90080	C4TZ 1007-J
RA 25441-9	C4TZ 1007-F	90130	C4TZ 1007-B
25613	C4TZ 1007-M	90160	C4TZ 1007-E
RA 25668	B9T 1007-A	90200	C4TZ 1007-F
25739	C4TZ 1007-E	90210	C4TZ 1007-F
25740	C4TZ 1007-F	90240	C4TZ 1007-G
RA 26015-4	C4TZ 1007-G	90270	C4TZ 1007-G
26027	C4TZ 1007-G	D5HA 1020-BA	D5HZ 1020-B
26538	C4TZ 1007-J	D0HA 1030-F	D0HZ 1020-A
27099	D3TZ 1007-B	D0HA 1030-G	D0HZ 1020-B
80060	C4TZ 1007-G	D5HA 1030-AA	D5HZ 1020-A
85246-1	C4TZ 1020-A	D5HA 1030-BA	D5HZ 1020-B
85246-2	★ C4TZ 1020-B	D5HA 1030-CA	D5HZ 1020-E
85246-5	C4TZ 1020-D	D7HT 1030-YA	D5HZ 1020-A
85246-6	C4TZ 1020-E	D8HT 1030-AA	D8HZ 1020-L
		D8HT 1030-BA	D8HZ 1020-M

100% SATISFACTION GUARANTEED
BUY IT NOW!
Click Here To Order

PayPal, Discover, MasterCard, VISA

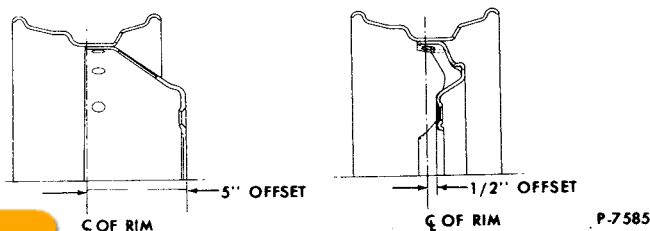
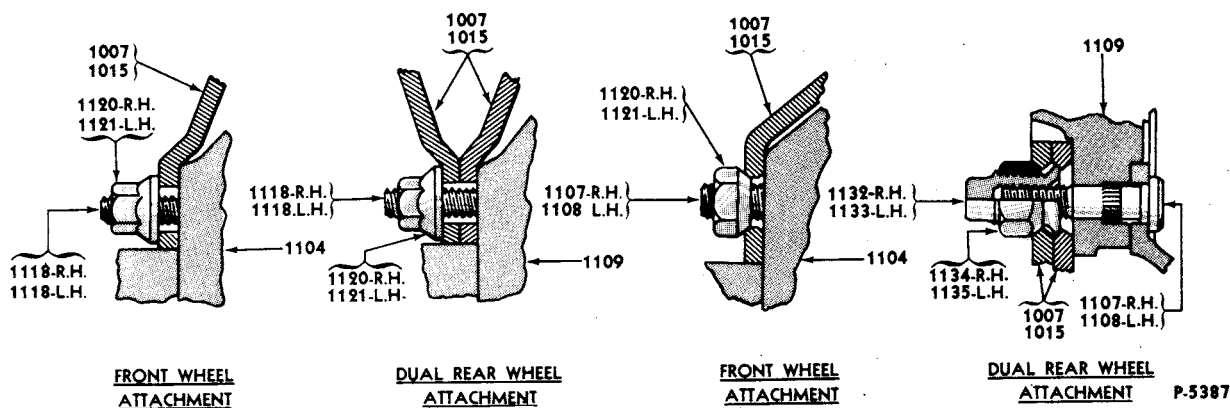
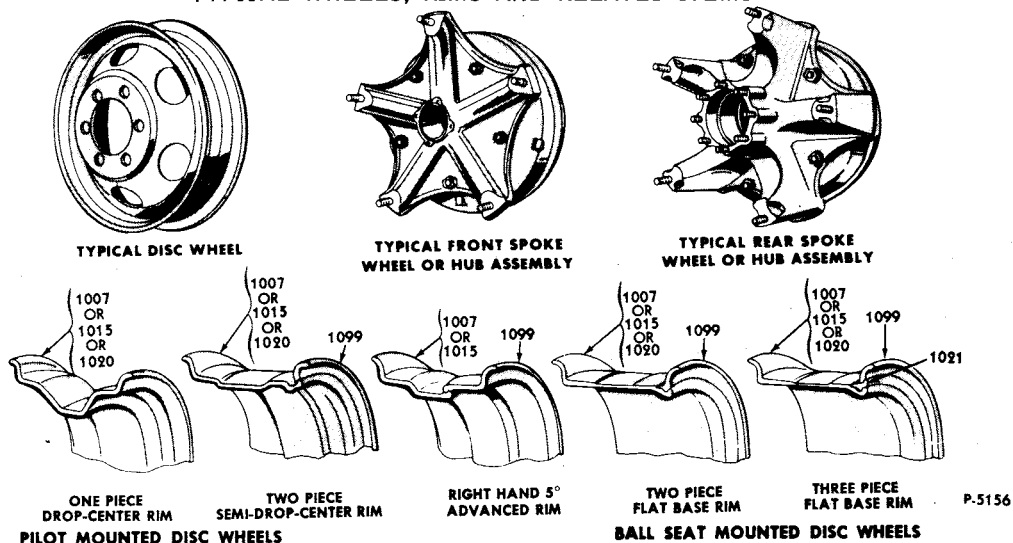
1973/79 TRUCK SERIES 600/900

1007 WHEEL ASSY. — Cont'd

HOW to IDENTIFY WHEELS, RIMS, FLANGES and LOCK RINGS

1. Many wheels and rims may be identified by a stamping number. When the stamping number is known, refer to the Guide on Page 1 for the appropriate service part number.
2. When the stamping number is not known, wheels and rims and their related flanges and lock rings may be identified as follows
 - (a) Determine the type of wheel or rim from the illustration below.
 - (b) Determine the size of the wheel or rim. If this is not known, check the tire size and refer to the tire size to wheel or Rim Size Chart on page 4 of this section. This chart also lists the various truck series on which the tires and their related wheels or rims are used.
 - (c) When the size of the wheel or rim is known, refer to the Wheel, Rim, Flange and Lock Ring Chart (page 4).

TYPICAL WHEELS, RIMS AND RELATED ITEMS



100% SATISFACTION GUARANTEED

BUY IT NOW!

Click Here To Order

1973/79 TRUCK SERIES 600/900

1007 WHEEL ASSY. — Cont'd

T.S.L. CROSS — REFERENCE GUIDE

HOW TO FIND A SERVICE PART NUMBER FOR A WHEEL FROM THE T.S.L.

1. Locate the wheel number shown on the Truck Specification List.
2. Using the Cross-Reference below, select the service part number which corresponds to the number found on the T.S.L.

If the T.S.L. number is not available, see Page 2.

T.S.L. NUMBER	MAKE	TYPE	WHEEL or RIM SIZE	BOLT HOLES	PART NUMBER			
					WHEEL	SIDE RING	LOCK RING	
1007	WHEEL ASSY. — Cont'd							
Note:	NOTE 1 — Only two piece wheels are available for service. Flanges and lock rings must be purchased separately for both two and three piece wheels and rims.							
	● A—Alcoa B—Budd F—Firestone S—GKN Sankey G—Goodyear							
	▲ is supplied in production as 2 or 3 pc. wheel							
C0TT 1015-B	F	1 PC.	22.5 x 6	6	B7T 1015-B			
C1TT 1015-B	F	3 PC.	22 x 7.5	10	★ C1TT 1007-C r/bD5HZ 1015-D	TUAA 1099-A		TUAA 1021-A
C1TT 1015-C	F	3 PC.	20 x 7.5	10	D5HZ 1015-A	8QH 1099		7EQH 1021-B
C1TT 1015-E	A	3 PC.	20 x 8	10	D5HZ 1015-B	★ B9T 1099-A r/bD5TZ 1099-C (10/79)		7EQH 1021-B
C1TT 1015-H	F	3 PC.	20 x 8	10	B9T 1007-A	★ B9T 1099-A r/bD5TZ 1099-C (10/79)		7EQH 1021-B
C4TA 1015-H	F	3 PC.	22 x 7.5	10	r/bC4TZ NOTE 1 1007-G	TUAA 1099-A C4TZ 1099-B		C4TZ 1021-B
C4TA 1015-U	F	3 PC.	22 x 7.5	10	r/bC4TZ NOTE 1 1007-G	TUAA 1099-A C4TZ 1099-B		C4TZ 1021-B
C4TA 1015-AS	F	3 PC.	20 x 6	6	r/bC4TZ NOTE 1 1007-L	C4TZ 1099-N ★ C4TZ 1099-M		C4TZ 1021-G
▲ C5TA 1015-AJ	F	2 PC. 3 PC.	20 x 6.5	6	C4TZ 1007-J NOTE 1	C6TZ 1099-A 8Q 1099		C6TZ 1021-A
C5TA 1015-AL	F	3 PC.	20 x 7	6	r/bC4TZ NOTE 1 1007-K	7EQH 1099 C6TZ 1099-A		C6TZ 1021-A
▲ C5TA 1015-AM	F	3 PC. 2 PC.	20 x 7	10	r/bC4TZ NOTE 1 1007-E	7EQH 1099 C6TZ 1099-A		C6TZ 1021-A
C7TA 1015-AE	F	1 PC.	22.5 x 12.25	10	C5TZ 1015-R			
C8HA 1015-A	F	2 PC.	22 x 7.5	10	C4TZ 1007-G	C4TZ 1099-B		
C8HA 1015-B	F	2 PC.	20 x 7.5	10	C4TZ 1007-F	C4TZ 1099-A		
C8TA 1015-Y	B	3 PC.	20 x 6	6	C4TZ 1007-L	8T 1099-C		C4TZ 1021-A
C8TA 1015-AG	F	2 PC.	20 x 7.5	10	C4TZ 1007-F	C4TZ 1099-A		
D0HS 1015-F	F	1 PC.	22.5 x 12.25	10	D3HZ 1015-A			
D2HS 1015-EA	F	1 PC.	22.5 x 8.25	10	D4HZ 1015-A			
D2HS 1015-GA	F	1 PC.	24.5 x 8.25	10	D4HZ 1015-B			
D2HS 1015-LA	F	1 PC.	22.5 x 7.5	10	D4HZ 1015-C			
D3HS 1015-CA		2 PC.	18 x 5.5	6	D8HZ 1015-N	D3TZ 1099-A		
D3TA 1015-UA	F	2 PC.	20 x 6	6	D3TZ 1007-B	D5TZ 1099-A		
D5HA 1015-DA	A	3	20 x 7.5	10	D5HZ 1015-A	D5TZ 1099-C		7EQH 1021-B
D5HA 1015-EA	A	3	20 x 8.0	10	D5HZ 1015-B	D5TZ 1099-C		7EQH 1021-B
D5HA 1015-FA	A	3	22 x 8.0	10	D5HZ 1015-C	D5TZ 1099-D		TUAA 1021-A
D5HA 1015-GA	A	3	22 x 7.5	10	D5HZ 1015-D	D5TZ 1099-D		TUAA 1021-A
D5HA 1015-HA	F	3	22 x 8.0	10	D5HZ 1015-E	D5TZ 1099-D		TUAA 1021-A
D5TA 1015-JA	S	3 PC.	20 x 6.5	6	D5TZ 1007-A	D5TZ 1099-B		D5TZ 1021-A
D5TA 1015-KA	S	3 PC.	20 x 7	10	D5TZ 1007-B	D5TZ 1099-B		D5TZ 1021-A
D6HS 1015-DA	F	1 PC.	22.5 x 6.75	6	★ D8HZ 1015-M r/bD8HZ 1015-P(10/79)			
D7HA 1015-CA	A	3	20 x 7.5	10	D5HZ 1015-A	D5TZ 1099-C		7EQH 1021-B
D7HA 1015-DA	A	3	22 x 7.5	10	D5HZ 1015-D	D5TZ 1099-D		TUAA 1021-A
			20 x 8.0	10	D5HZ 1015-B	D5TZ 1099-C		7EQH 1021-B

COPYRIGHT © 1980—

FORD MOTOR
COMPANY

—DEARBORN, MICHIGAN

CHANGE 1



BUY IT NOW!

Click Here To Order



1973/79
TRUCK SERIES 600/900

T.S.L. NUMBER	MAKE	TYPE	WHEEL or RIM SIZE	BOLT HOLES	PART NUMBER			
					WHEEL	SIDE RING	LOCK RING	
1007	WHEEL ASSY. — Cont'd							
Note:	NOTE 1 — Only two piece wheels are available for service. Flanges and lock rings must be purchased separately for both two and three piece wheels and rims.							
	● A—Alcoa B—Budd F—Firestone S—GKN Sankey G—Goodyear							
	† Side ring and lock ring not required when 3 pc. wheel replaced by 1 pc. wheel							
	▲ is supplied in production as 2 or 3 pc. wheel ◊—Aluminum							
D7HA	1015-FA	A	3	22 x 8.0	10	◊ D5HZ 1015-C	D5TZ 1099-D	TUAA 1021-A
D7HT	1015-NA	F	2 PC.	20 x 6.0	6	D3TZ 1007-B	D5TZ 1099-A	
D7HT	1015-RA	B	2 PC.	20 x 6.0	6	C4TZ 1007-L	★ C4TZ 1099-M	
D7HT	1015-SA	F	2 PC.	20 x 6.0	6	C4TZ 1007-L	★ C4TZ 1099-M	
D7HT	1015-TA	F	2 PC.	20 x 6.5	6	D5TZ 1015-C	D5TZ 1099-A	
D7HT	1015-UA	F	2 PC.	20 x 6.5	6	C4TZ 1007-J	C6TZ 1099-A	
D7HT	1015-VA	B	2 PC.	20 x 6.5	6	C4TZ 1007-J	C6TZ 1099-A	
D7HT	1015-YA	F	2 PC.	20 x 7.0	6	C4TZ 1007-K	C6TZ 1099-A	
D7HT	1015-ZA	B	2 PC.	20 x 7.0	6	C4TZ 1007-K	C6TZ 1099-A	
D7HT	1015-AAA	F	2 PC.	20 x 7.0	10	C4TZ 1007-E	C6TZ 1099-A	
D7HT	1015-ABA	B	2 PC.	20 x 7.0	10	C4TZ 1007-E	C6TZ 1099-A	
D7HT	1015-ACA	F	2 PC.	20 x 7.5	10	C4TZ 1007-F	C4TZ 1099-A	
D7HT	1015-ADA	F	2 PC.	20 x 7.5	10	C4TZ 1007-F	C4TZ 1099-A	
D7HT	1015-AEA	B	2 PC.	20 x 7.5	10	C4TZ 1007-F	C4TZ 1099-A	
D7HT	1015-AFA	A	3 PC.	20 x 7.5	10	◊ D5HZ 1015-A	D5HZ 1099-C	7EQH 1021-B
D7HT	1015-AGA	A	3 PC.	20 x 7.5	10	◊ D5HZ 1015-A	D5HZ 1099-C	7EQH 1021-B
D7HT	1015-AHA	F	2 PC.	22 x 7.5	10	C4TZ 1007-G	C4TZ 1099-B	
D7HT	1015-AJA	B	2 PC.	22 x 7.5	10	C4TZ 1007-G	C4TZ 1099-B	
D7HT	1015-AKA	F	2 PC.	22 x 7.5	10	C4TZ 1007-G	C4TZ 1099-B	
D7HT	1015-ALA	B	2 PC.	22 x 7.5	10	C4TZ 1007-G	C4TZ 1099-B	
D7HT	1015-AMA	A	3 PC.	22 x 7.5	10	◊ D5HZ 1015-D	D5TZ 1099-D	TUAA 1021-A
D7HT	1015-ANA	A	3 PC.	22 x 7.5	10	◊ D5HZ 1015-D	D5TZ 1099-D	TUAA 1021-A
D7HT	1015-ARA	B	3 PC.	20 x 8.0	10	B9T 1007-A	D5TZ 1099-C	7EQH 1021-B
D7HT	1015-ASA	F	3 PC.	20 x 8.0	10	B9T 1007-A	D5TZ 1099-C	7EQH 1021-B
D7HT	1015-ATA	A	3 PC.	20 x 8.0	10	◊ D5HZ 1015-B	D5TZ 1099-C	7EQH 1021-B
D7HT	1015-AUA	A	3 PC.	20 x 8.0	10	◊ D5HZ 1015-B	D5TZ 1099-C	7EQH 1021-B
D7HT	1015-AVA	F	3 PC.	22 x 8.0	10	D5HZ 1015-E	D5TZ 1099-D	TUAA 1021-A
D7HT	1015-AYA	A	3 PC.	22 x 8.0	10	◊ D5HZ 1015-C	D5TZ 1099-D	TUAA 1021-A
D7HT	1015-AZA	A	3 PC.	22 x 8.0	10	◊ D5HZ 1015-C	D5TZ 1099-D	TUAA 1021-A
D7HT	1015-BAA	F	1 PC.	22.5 x 7.5	10	D4HZ 1015-C		
D7HT	1015-BBA	B	1 PC.	22.5 x 7.5	10	D4HZ 1015-C		
D7HT	1015-BCA	G	1 PC.	22.5 x 7.5	10	D8HZ 1015-E		
D7HT	1015-BDA	F	1 PC.	22.5 x 7.5	10	D8HZ 1015-G		
D7HT	1015-BEA	A	1 PC.	22.5 x 7.5	10	◊ D8HZ 1015-G		
D7HT	1015-BFA	F	1 PC.	22.5 x 7.5	10	D8HZ 1015-G		
D7HT	1015-BGA	A	1 PC.	22.5 x 7.5	10	◊ D8HZ 1015-G		
D7HT	1015-BHA	F	1 PC.	22.5 x 8.25	10	D4HZ 1015-A		
D7HT	1015-BJA	B	1 PC.	22.5 x 8.25	10	D4HZ 1015-A		
D7HT	1015-BKA	F	1 PC.	22.5 x 8.25	10	D8HZ 1015-H		
D7HT	1015-BLA	A	1 PC.	22.5 x 8.25	10	◊ D8HZ 1015-H		
D7HT	1015-BMA	F	1 PC.	22.5 x 8.25	10	D8HZ 1015-H		
D7HT	1015-BNA	A	1 PC.	22.5 x 8.25	10	◊ D8HZ 1015-H		
D7HT	1015-BRA	G	1 PC.	22.5 x 8.25	10	D8HZ 1015-F		
D7HT	1015-BSA	F	1 PC.	24.5 x 8.25	10	D4HZ 1015-B		
D7HT	1015-BTA	B	1 PC.	24.5 x 8.25	10	D4HZ 1015-B		
D7HT	1015-BUA	F	1 PC.	24.5 x 8.25	10	D8HZ 1015-J		
D7HT	1015-BVA	A	1 PC.	24.5 x 8.25	10	◊ D8HZ 1015-J		
D7HT	1015-BYA	F	1 PC.	24.5 x 8.25	10	D8HZ 1015-J		
D7HT	1015-BZA	A	1 PC.	24.5 x 8.25	10	◊ D8HZ 1015-J		
D8HT	1015-AA	F	1 PC.	22.5 x 6.0	6	B7T 1015-B		
D8HT	1015-BA	F	1 PC.	22.5 x 6.75	6	D8HZ 1015-P		
D8HT	1015-CA	F	1 PC.	22.5 x 6.75	10	D8HZ 1015-R		
D7HT	1015-CBA	F	1 PC.	22.5 x 12.25	10	D3HZ 1015-A		
				22.5 x 12.25	10	C5TZ 1015-R		
				20 x 7.5	10	C4TZ 1007-F	C4TZ 1099-A	

100% SATISFACTION GUARANTEED

BUY IT NOW!

Click Here To Order

PayPal American Express Discover MasterCard VISA

1973/79 TRUCK SERIES 600/900

T.S.L. NUMBER	MAKE	TYPE	WHEEL or RIM SIZE	BOLT HOLES	PART NUMBER		
					WHEEL	SIDE RING	LOCK RING
1007	WHEEL ASSY. — Cont'd						
Note:	NOTE 1 — Only two piece wheels are available for service. Flanges and lock rings must be purchased separately for both two and three piece wheels and rims.						
	● A—Alcoa B—Budd F—Firestone S—GKN Sankey G—Goodyear						
	† Side ring and lock ring not required when 3 pc. wheel replaced by 1 pc. wheel						
	▲ is supplied in production as 2 or 3 pc. wheel						
C5TA 1020-C	F	2 PC.	20 x 6.5		C4TZ 1020-B	C6TZ 1099-A	
TAJAA 1020-A	F	3 PC.	22 x 8		D5HZ 1020-C	† B9T 1099-B	† TUAA 1021-A
TAJAA 1020-B	F	3 PC.	20 x 8		B9T 1020-B	★ B9T 1099-A	7EQH 1021-B
						r/b D5TZ 1099-C (10/79)	
D5HA 1020-BA	F	3 PC.	22 x 8		D5HZ 1020-C	† B9T 1099-B	† TUAA 1021-A
▲ C4TA 1030-G	F	3 PC.	20 x 7.5		NOTE 1	8QH 1099	C4TZ 1021-C
▲ C4TA 1030-G	F	2 PC.	20 x 7.5		C4TZ 1020-D	C4TZ 1099-A	
C5TA 1030-D	F	2 PC.	20 x 7		C4TZ 1020-C	C6TZ 1099-A	
D0HA 1030-B	F	3 PC.	20 x 8.5		D0HZ 1020-C	D0HZ 1099-A	D0HZ 1021-A
D0HA 1030-C	F	1 PC.	22.5 x 14		D0HZ 1020-D		
D0HA 1030-F	F	1 PC.	22.5 x 12.25		D5HZ 1020-B		
D0HA 1030-G	F	1 PC.	22.5 x 14		D5HZ 1020-E		
D0HA 1030-C	F	1 PC.	22.5 x 14		D0HZ 1020-D		
D0HA 1030-D							
D2HA 1030-AA	F	3 PC.	24 x 8		D2HZ 1020-B	D2HZ 1099-B	D2HZ 1021-B
D2HA 1030-BA	F	3 PC.	24 x 8.5		D2HZ 1020-A	D2HZ 1099-A	D2HZ 1021-A
D5HA 1030-AA	F	1 PC.	22.5 x 12.25		D5HZ 1020-A		
D5HA 1030-BA	F	1 PC.	22.5 x 12.25		D5HZ 1020-B		
D5HA 1030-CA	F	1 PC.	22.5 x 14		D5HZ 1020-E		
D5TA 1030-CA	G	2 PC.	20 x 7.5		C4TZ 1020-H	★ C4TZ 1099-V	
					Not replaced (10/79)		
D5TA 1030-CA	F	2 PC.	20 x 7.5		★ C4TZ 1020-H	C4TZ 1099-A	
					Not replaced (10/79)		
D5TA 1030-DA	G	2 PC.	22 x 7.5		C4TZ 1020-J	★ C4TZ 1099-T	
D5TA 1030-DA	F	2 PC.	22 x 7.5		C4TZ 1020-J	C4TZ 1099-B	
D6HA 1030-EA	F	3 PC.	24 x 8.5		D2HZ 1020-A	D2HZ 1099-A	D2HZ 1021-A
D6HA 1030-GA	F	1 PC.	22.5 x 13		D5HZ 1020-D		
D6HA 1030-HA	F	1 PC.	22.5 x 12.25		D5HZ 1020-A		
D6HA 1030-JA	F	1 PC.	22.5 x 12.25		D5HZ 1020-B		
D6HA 1030-KA	F	1 PC.	22.5 x 14		D5HZ 1020-E		
▲ D6TA 1030-AA	F	2 PC.	20 x 7.5		C4TZ 1020-D	C4TZ 1099-A	
▲ D7HT 1030-EA	F	2 PC.	20 x 6.5		C4TZ 1020-B	C6TZ 1099-A	
▲ D7HT 1030-EA	F	3 PC.	20 x 6.5		Note 1	8Q 1099	C6TZ 1021-A
▲ D7HT 1030-GA	F	2 PC.	20 x 7		C4TZ 1020-C	C6TZ 1099-A	
▲ D7HT 1030-GA	F	3 PC.	20 x 7		Note 1	7EQH 1099	C6TZ 1021-A
▲ D7HT 1030-JA	F	2 PC.	20 x 7.5		C4TZ 1020-D	C4TZ 1099-A	
▲ D7HT 1030-JA	F	3 PC.	20 x 7.5		Note 1	D5TZ 1099-C	C4TZ 1021-C
▲ D7HT 1030-LA	F	2 PC.	22 x 7.5		C4TZ 1020-E	C4TZ 1099-B	
▲ D7HT 1030-LA	F	3 PC.	22 x 7.5		Note 1	D5TZ 1099-D	C4TZ 1021-B
D7HT 1030-NA	F	1 PC.	22.5 x 7.5		D8HZ 1020-C		
D7HT 1030-RA	B	1 PC.	22.5 x 8.25		D8HZ 1020-D		
D7HT 1030-TA	B	1 PC.	22.5 x 7.5		D8HZ 1020-C		
D7HT 1030-UA	F	1 PC.	24.5 x 8.25		D8HZ 1020-E		
D7HT 1030-VA	B	1 PC.	24.5 x 8.25		D8HZ 1020-E		
D7HT 1030-YA	F	1 PC.	22.5 x 12.25		D5HZ 1020-A		
D7HT 1030-ZA	F	1 PC.	22.5 x 12.25		D5HZ 1020-B		
D7HT 1030-ABA	F	1 PC.	22.5 x 13		D5HZ 1020-D		
D7HT 1030-ADA	F	1 PC.	22.5 x 9		D8HZ 1020-A		
D7HT 1030-AEA	F	1 PC.	22.5 x 8.25		D8HZ 1020-D		
D7HT 1030-AFA	F	3 PC.	20 x 8		B9T 1020-B	D5TZ 1099-C	7EQH 1021-B
D7HT 1030-AGA	F	3 PC.	22 x 8		D5HZ 1020-C	D5TZ 1099-D	TUAA 1021-A
D7HT 1030-AHA	F	3 PC.	24 x 8		D2HZ 1020-B	D2HZ 1099-B	D2HZ 1021-B
D7HT 1030-AJA	F	3 PC.	24 x 8.5		D2HZ 1020-A	D2HZ 1099-A	D2HZ 1021-A
D8HT 1030-AA	F	1 PC.	22.5 x 6.75		D8HZ 1020-L		
			22.5 x 6.00		D8HZ 1020-M		

COPYRIGHT © 1981 — FORD MOTOR — DEARBORN, MICHIGAN
COMPANY

CHANGE 3

100% SATISFACTION GUARANTEED

BUY IT NOW!

Click Here To Order

1973/79
TRUCK SERIES 600/900

1007 WHEEL ASSY. — Cont'd

TIRE SIZE to WHEEL or RIM SIZE CHART

(See instructions for identifying wheels, rims, etc., on page 2 of this Section.)

TIRE SIZE	WHEEL OR RIM SIZE	MODEL	TIRE SIZE	WHEEL OR RIM SIZE	MODEL
7.00 x 18	18 x 5.5	P600	11.00 x 20	20 x 8	C-CT800/900, L-LN-LNT-LT-LTS800/900, W-WT900
7.50 x 20	20 x 6	B-C-F-LN600	11.00 x 22	22 x 8	L-LN-LNT-LT-LTS800/900
7.50 x 20	20 x 6.5	B-C-F-LN600	11.00 x 24	24 x 8	LTS900
8.25 x 20	20 x 6.5	B600/700, C-F-LN600	11R 22.5-G	22.5 x 8.25	L-LNT-LT800/900, W-WT900
8.25 x 20	20 x 7	B-C-F-LN600/700	11R 24.5-G	24.5 x 8.25	L-LN-LNT-LTS800/900, W-WT900
9.00 x 20	20 x 7	B-C-F-LN600/750, C-CT800/900 L-LN-LNT-LT-LTS800/900	12.00 x 20	20 x 8	C900, CT800/900, LNT-LT-LTS800/900
10.00 x 20	20 x 7.5	B-C-F-LN700/750, C-CT800/900 L-LN-LNT-LT-LTS800/900, W-WT900	12.00 x 24	24 x 8	LTS900
10.00 x 20	20 x 8	C-CT800/900, L-LN-LNT-LT-LTS800/900, W-WT900	12.00 x 24	24 x 8.5	LTS900
10.00 x 22	22 x 7.5	C-CT800/900, L-LN-LNT-LT-LTS800/900, W-WT900	15.00 x 22.5	22.5 x 12.25	CT800/900, LNT-LT-LTS800/900, WT900
10R 22.5-F	22.5 x 7.5	L-LNT-LT800/900	16.5 x 22.5	22.5 x 12.25	LTS800/900
10.00 x 22	22 x 8	L-LN-LNT-LT-LTS800/900	18 x 22.5	22.5 x 14	LNT-LT-LTS800/900, WT900

WHEEL, RIM, FLANGE, AND LOCK RING CHART

(SEE INSTRUCTIONS FOR IDENTIFYING WHEELS, RIMS, ETC., ON PAGE 3 OF THIS SECTION.)

YEAR	WHEEL OR RIM SIZE	TYPE \$	HOLES	BOLT CIRCLE (INCHES)	MAKE	PART NUMBER		
						WHEEL OR RIM	SIDE RING OR FLANGE	LOCK RING

1007 WHEEL ASSY. — Cont'd

G-Goodyear

▲ Ball seat mounted, ‡ 6.00 Offset, ◇ Aluminum ■ Except drop center, □ Drop center

NOTE 1 - Only two piece wheels are available for service. Flanges and lock rings must be purchased separately for both two and three piece wheels and rims.

DISC WHEELS AND RINGS FOR TUBE OR TUBELESS TYPE TIRES

78/	18 x 5.5	2 PC.	6	8.75		D8HZ 1015-N	C6TZ 1099-A	
73/	20 x 6	2 PC.▲	6	8.75	F	C4TZ 1007-L	★ C4TZ 1099-M	
73/	20 x 6	2 PC.▲	6	8.75	B	C4TZ 1007-L	★ C4TZ 1099-R r/b C4TZ 1099-M(10/79)	
73/	20 x 6	3 PC.	6	8.75	F	NOTE 1	★ C4TZ 1099-R r/b C4TZ 1099-M(10/79)	C4TZ 1021-G
73/	20 x 6	3 PC.	6	8.75	B	NOTE 1	8T 1099-C	C4TZ 1021-A
73/	20 x 6	2 PC.▲	6	8.75	B-F	C4TZ 1007-L	★ C4TZ 1099-M	
73/75	20 x 6	2 PC.	6	8.75	F	D3TZ 1007-B	D3TZ 1099-B "Before Ser. W20,001"	
75/	20 x 6	2 PC.	6	8.75	F	D3TZ 1007-B	D5TZ 1099-A "From Ser. W20,001"	
73/	20 x 6.5	RH 5°▲	6	8.75		★ ‡ C4TZ 1007-M r/b D3TZ 1007-B	7EQ 1099-B	
73/	20 x 6.5	2 PC.■	6	8.75	BF	C4TZ 1007-J	C6TZ 1099-A	
73/	20 x 6.5	2 PC.□	6	8.75	F	D5TZ 1015-C	D5TZ 1099-A	
75	20 x 6.5	3 PC.	6	8.75	S	D5TZ 1007-A	D5TZ 1099-B	D5TZ 1021-A
73/	20 x 7	2 PC.	6	8.75		C4TZ 1007-K	C6TZ 1099-A	
73/	20 x 7	3 PC.	6	8.75	F	NOTE 1	7EQH 1099	C6TZ 1021-A
73/	20 x 7	2 PC.	10	11.25	B-F	C4TZ 1007-E	C6TZ 1099-A	
73/	20 x 7	3 PC.	10	11.25	F	NOTE 1	7EQH 1099	C6TZ 1021-A
75	20 x 7	3 PC.	10	11.25	S	D5TZ 1007-B	D5TZ 1099-B	D5TZ 1021-A
73/	20 x 7.5	2 PC.	10	11.25	B-F	C4TZ 1007-F	C4TZ 1099-A	
73/	20 x 7.5	3 PC.	10	11.25	F	NOTE 1	D5TZ 1099-C	C4TZ 1021-C
73/74	20 x 7.5	3 PC.	10	11.25	A	◇ D5HZ 1015-A	D5TZ 1099-C	7EQH 1021-B
75/	20 x 7.5	3 PC.	10	11.25	A	◇ D5HZ 1015-A	D5TZ 1099-C	7EQH 1021-B
73/74	20 x 8	3 PC.	10	11.25	F	B9T 1007-A	★ B9T 1099-A r/b D5TZ 1099-C (10/79)	7EQH 1021-B
75/	20 x 8	3 PC.	10	11.25	B-F	B9T 1007-A	D5TZ 1099-C	7EQH 1021-B
75/	20 x 8	3 PC.	10	11.25	A	◇ D5HZ 1015-B	D5TZ 1099-C	7EQH 1021-B
				11.25	B-F	C4TZ 1007-G	C4TZ 1099-B	
				11.25	F	NOTE 1	TUAA 1099-A	C4TZ 1021-B



BUY IT NOW!

Click Here To Order



1973/79 TRUCK SERIES 600/900

WHEEL, RIM, FLANGE, AND LOCK RING CHART (SEE INSTRUCTIONS FOR IDENTIFYING WHEELS, RIMS, ETC., ON PAGE 3 OF THIS SECTION.)								
YEAR	WHEEL OR RIM SIZE	TYPE \$	HOLES	BOLT CIRCLE (INCHES)	MAKE ●	PART NUMBER		
						WHEEL OR RIM	SIDE RING OR FLANGE	LOCK RING
1007	WHEEL ASSY. — Cont'd							
Note:	\$ Refer to page 2 for illustrations of wheel types, ● A – Alcoa, B – Budd, F – Firestone S–GKN Sankey G–Goodyear ▲ Ball seat mounted, ‡ 6.00 Offset, ◇ Aluminum NOTE 1 – Only two piece wheels are available for service. Flanges and lock rings must be purchased separately for both two and three piece wheels and rims.							

DISC WHEELS AND RINGS FOR TUBE OR TUBELESS TYPE TIRES									
75/	22 x 7.5	3 PC.	10	11.25	A	◇D5HZ 1015-D	D5TZ 1099-D	TUAA 1021-A	
75/	22 x 8	3 PC.	10	11.25	A	◇D5HZ 1015-C	D5TZ 1099-D	TUAA 1021-A	
78/	22.5 x 6	1 PC.	6	8.75	F	B7T 1015-B			
78/	22.5 x 6.75	1 PC.	6	8.75	F	★D8HZ 1015-M			
						r/b D8HZ 1015-P(10/79)			
78/	22.5 x 6.75	1 PC.	6	8.75	F	D8HZ 1015-P			
78/	22.5 x 6.75	1 PC.	10	11.25	F	D8HZ 1015-R			
74/	22.5 x 7.5	1 PC.	10	11.25	B-F	D4HZ 1015-C			
78/	22.5 x 7.5	1 PC.	10	11.25	M	D8HZ 1015-E			
78/	22.5 x 7.5	1 PC.	10	11.25	A-F	◇D8HZ 1015-G			
74/	22.5 x 8.25	1 PC.	10	11.25	F	D4HZ 1015-A			
78/	22.5 x 8.25	1 PC.	10	11.25	M	D8HZ 1015-F			
78/	22.5 x 8.5	1 PC.	10	11.25	A-F	◇D8HZ 1015-H			
73/	22.5 x 12.25	1 PC.	10	11.25	F	D3HZ 1015-A			
74/	24.5 x 8.25	1 PC.	10	11.25	F	D4HZ 1015-B			
78/	24.5 x 8.25	1 PC.	10	11.25	A-F	◇D8HZ 1015-J			

WHEEL, RIM, FLANGE, and LOCK RING CHART (See instructions for identifying wheels, rims, etc., on page 2 of this section.)								
YEAR	WHEEL OR RIM SIZE (INCHES)	TYPE \$	SPACER WIDTH (INCHES)	MAKE ●	PART NUMBER			
					WHEEL OR RIM	SIDE RING OR FLANGE	LOCK RING	

1007 WHEEL ASSY. — Cont'd
 Note: ● B – Budd F – Firestone, \$ Refer to page 2 for illustrations of wheel types

RIMS AND RINGS FOR SPOKE WHEELS or HUBS FOR TUBE TYPE TIRES									
73/	20 x 6	2 PC.	4.00			C4TZ 1020-A	★C4TZ 1099-M		
73/	20 x 6	3 PC.	4.00			NOTE 1	8T 1099-C	C4TZ 1021-A	
73/	20 x 6.5	2 PC.	4.00	F		C4TZ 1020-B	C6TZ 1099-A		
73/	20 x 6.5	3 PC.	4.00	F		NOTE 1	8Q 1099	C6TZ 1021-A	
73/	20 x 7	2 PC.	4.00	F		C4TZ 1020-C	C6TZ 1099-A		
73/	20 x 7	3 PC.	4.00	F		NOTE 1	7EQH 1099	C6TZ 1021-A	
73/	20 x 7.5	2 PC.	3.62	F		C4TZ 1020-D	C4TZ 1099-A		
73/	20 x 7.5	3 PC.	3.62	F		NOTE 1	D5TZ 1099-C	C4TZ 1021-C	
73/	20 x 7.5	2 PC.	3.62	G		★C4TZ 1020-H	★C4TZ 1099-V		
						Not replaced (10/79)			
73/	20 x 7.5	2 PC.	3.62	F		★C4TZ 1020-H	C4TZ 1099-A		
						Not replaced (10/79)			
73/	20 x 8	3 PC.	3.62	F		B9T 1020-B	★B9T 1099-A	7EQH 1021-B	
							r/b D5TZ 1099-C (10/79)		
73/	20 x 8.5	3 PC.		F		D0HZ 1020-C	D0HZ 1099-A	D0HZ 1021-A	
73/	22 x 7.5	2 PC.	3.62	F		C4TZ 1020-E	C4TZ 1099-B		
73/	22 x 7.5	3 PC.	3.62	F		NOTE 1	TUAA 1099-A	C4TZ 1021-B	
73/	22 x 7.5	2 PC.	3.62	G		★C4TZ 1020-J	★C4TZ 1099-T		
73/	22 x 7.5	2 PC.	3.62	F		★C4TZ 1020-J	C4TZ 1099-B		
73/	22 x 8	3 PC.	3.62	F		D5HZ 1020-C	B9T 1099-B	TUAA 1021-A	
73/	24 x 8	3 PC.	4.00	F		D2HZ 1020-B	D2HZ 1099-B	D2HZ 1021-B	
73/	24 x 8.5	3 PC.		F		D2HZ 1020-A	D2HZ 1099-A	D2HZ 1021-A	

RIMS AND RINGS FOR SPOKE WHEELS or HUBS FOR TUBELESS TYPE TIRES									
78/	22.5 x 7.5	D.C.			B-F	D8HZ 1020-C			
78/	22.5 x 8	D.C.			B-F	D8HZ 1020-D			
78/	22.5 x 9	D.C.			F	D8HZ 1020-A			
73/75	22.5 x 12.25	D.C.			F	C5TZ 1020-B			
						"Before Ser. W20,001"			



BUY IT NOW!

Click Here To Order



1973/79 TRUCK SERIES 600/900

WHEEL, RIM, FLANGE, and LOCK RING CHART

(See instructions for identifying wheels, rims, etc., on page 2 of this section.)

YEAR	WHEEL OR RIM SIZE (INCHES)	TYPE \$	SPACER WIDTH (INCHES)	MAKE ●	PART NUMBER		
					WHEEL OR RIM	SIDE RING OR FLANGE	LOCK RING
1007	WHEEL ASSY. — Cont'd						
Note:	● B – Budd F – Firestone, \$ Refer to page 2 for illustrations of wheel types						
RIMS AND RINGS FOR SPOKE WHEELS or HUBS FOR TUBELESS TYPE TIRES							
75/	22.5 x 12.25	D.C.		F	D5HZ 1020-A "From Ser. W20,001"	4.40 OFFSET	16.5" tires
73/	22.5 x 12.25	D.C.		F	D5HZ 1020-B	5.44 OFFSET	15" tires
73/75	22.5 x 14	D.C.		F	D0HZ 1020-D "Before Ser. W20,001"		
75/	22.5 x 13	D.C.		F	D5HZ 1020-D "From Ser. W20,001"		
78/	24.5 x 8.25	D.C.		B-F	D8HZ 1020-E		
YEAR	MODEL/RESTRICTIONS		PART NUMBER		DESCRIPTION		QTY.
1013	SPIDER and DRUM ASSY.—Also refer to T.S.L. Guide in Section 11.1						
73/	LTS900 – – Diesel		D2HZ 1013-A		With 50M tandem suspension and 16M, 18M front axle		2

IDENTIFICATION CHART

IDENTIFICATION	PART NUMBER	IDENTIFICATION	PART NUMBER				
1014	HUB ASSY. (FRONT SPOKE WHEEL) – Also see Spoke Wheel Chart with group 1109						
For model usage refer to Front Hub and Drum Chart in Section 11.1							
FA-525	C9TZ 1014-B	FA-744	D5HZ 1014-A				
FA-526	C9TZ 1014-C	FB-744	D5HZ 1014-B				
FB-526	★ C9TZ 1014-D	9379	C9TZ 1014-AC				
FA-527	C9TZ 1014-E	9426	C9TZ 1014-Z				
FA-527	C9TZ 1014-F	9428	C9TZ 1014-T				
FA-528	C9TZ 1014-G	9429	C9TZ 1014-U				
FA-529	C9TZ 1014-J	9433	C9TZ 1014-Y				
FB-529	C9TZ 1014-K	9489	C9TZ 1014-AD				
FA-531	C9TZ 1014-L	9571	D0TZ 1014-C				
FB-531	C9TZ 1014-M	9589	D0TZ 1014-A				
FA-565	D0TZ 1014-B	9818	D5TZ 1014-B				
FB-670	D5HZ 1014-E	9819	D5TZ 1014-C				
FA-705	D8HZ 1014-F	9894	D5TZ 1014-A				
FB-705	D8HZ 1014-G	14107	D8HZ 1014-C				
FC-705	D8HZ 1014-H	14108	D8HZ 1014-D				
YEAR	MODEL/RESTRICTIONS		PART NUMBER		DESCRIPTION		QTY.
1A014	SPACER (DISC WHEEL HUB)						
73/	All – – with 10 hole disc wheels		C2TZ 1A014-A		Front-8 13/16" I.D. x 13 1/2" O.D.—10 hole—11 1/4" bolt circle		AR
1015	Refer to the T.S.L. Guide on page 3 or 1007 Wheel Chart						
1020	Refer to the T.S.L. Guide on page 3 or 1007 Wheel Chart						
1K020	SHIELD (REAR WHEEL BEARING)						
77/	LNT-LT-LTS900		D7HZ 1K020-A				4
77/	C900						4



BUY IT NOW!

Click Here To Order



**1973/79
TRUCK SERIES 600/900**

IDENTIFICATION CHART

IDENTIFICATION	MAKE ●	LOCK RING PART NUMBER	IDENTIFICATION	MAKE ●	LOCK RING PART NUMBER
1021		RING (WHEEL RIM LOCK) – For Model usage refer to group 1007 Wheel Chart			
CAUTION – It is mandatory to use the same vendor's side rings (1099) and lock rings (1021) with a given vendor's rim assembly.					
Note: ● B – Budd F – Firestone S–GKN Sankey					
20 x 6.00	BW5°	B	C4TZ 1021-G	20 x 8.50	5° F DOHZ 1021-A
20 x 6.00, 6.50, 7.00	FL	F	C4TZ 1021-A	22 x 7.00, 7.50, 8.00	5° F TUA A 1021-A
20 x 6.50, 7.00	CR	F	C6TZ 1021-A	22 x 7.50	FL F C4TZ 1021-B
20 x 6.50, 7.00		S	D5TZ 1021-A	24 x 8	LR-242-5° F D2HZ 1021-B
20 x 7.00, 7.50, 8.00	5°	F	7EQH 1021-B	24 x 8.5	LR-313-5° F D2HZ 1021-A
20 x 7.50	FL	F	C4TZ 1021-C		

YEAR	MODEL/RESTRICTIONS	PART NUMBER	DESCRIPTION	QTY.
1040 WEIGHT (WHEEL BALANCE)				
79	All w/20" x 6" thru 22" x 7.5" wheels exc. aluminum wheels	D9HZ 1040-B D9HZ 1040-C D9HZ 1040-D D9HZ 1040-E D9HZ 1040-A	2 oz. 4 oz. 6 oz. 8 oz. 10 oz.	AR AR AR AR AR
79	All w/20" x 8" & 22" x 8" wheels exc. aluminum wheels	D9HZ 1040-F D9HZ 1040-G D9HZ 1040-H D9HZ 1040-J D9HZ 1040-K	2 oz. 4 oz. 6 oz. 8 oz. 10 oz.	AR AR AR AR AR
79	All w/22.5" x 6" wheels exc. aluminum wheels	D9HZ 1040-Z D9HZ 1040-AA D9HZ 1040-AB D9HZ 1040-AC D9HZ 1040-AD	2 oz. 4 oz. 6 oz. 8 oz. 10 oz.	AR AR AR AR AR
79	All w/22.5" x 6.75", 7.5", 8.25" & 24.5" x 8.25" wheels exc. aluminum wheels	D9HZ 1040-AE D9HZ 1040-AF D9HZ 1040-AG D9HZ 1040-AH D9HZ 1040-AJ	2 oz. 4 oz. 6 oz. 8 oz. 10 oz.	AR AR AR AR AR
79	All w/20" & 22" aluminum wheels	D9HZ 1040-L D9HZ 1040-M D9HZ 1040-N D9HZ 1040-R D9HZ 1040-S	2 oz. 4 oz. 6 oz. 8 oz. 10 oz.	AR AR AR AR AR
79	All w/22.5" & 24.5" aluminum wheels	D9HZ 1040-Y D9HZ 1040-T D9HZ 1040-U D9HZ 1040-W D9HZ 1040-V	2 oz. 4 oz. 6 oz. 8 oz. 10 oz.	AR AR AR AR AR



BUY IT NOW!
Click Here To Order



1973/79
TRUCK SERIES 600/900

YEAR	MODEL/RESTRICTIONS	PART NUMBER	DESCRIPTION	QTY.
1042-3 CLAMP (SPOKE WHEEL RIM)				
73/	All -- w/Hyd. brakes except 8.5 rims	C9TZ 1042-A		AR
73/	All -- w/Hyd. brakes w/8.5 rims)	D0HZ 1042-B		AR
75	All -- w/Air brakes w/ 8.5 rims	D5HZ 1042-A		AR
75	All -- w/Air brakes except 8.5 rims	D5TZ 1042-A		AR
76/	All -- w/Air brakes			AR
73	All-w/20" & 22" Dayton spoke wheels with 3 5/8" spacers	D6HZ 1043-A		AR
73/	All-w/20" & 22" Gunitite spoke wheels with 3 5/8" spacers	D8HZ 1043-A		AR
73/77	All-w/20" & 22" Dayton spoke wheels with 4" spacers	C9TZ 1043-B		AR
78/	All-w/20" & 22" Gunitite spoke wheels with 4" spacers	D8HZ 1043-B		AR
73/	All -- w/24 x 8 and 24 x 8.5 spoke wheels with 4" spacers	D6HZ 1043-B		AR
1044 SPACER (REAR SPOKE WHEEL RIM)				
73/	All -- w/20" wheels	B7TZ 1044-C	# SB-14F-121-20" x 4"	AR
73/	All -- w/20" wheels	B7TZ 1044-A	# SB-14F-120-20" x 3 5/8"	AR
73/	All -- w/22" wheels	B7TZ 1044-B	# SB-50F-120-22" x 3 5/8"	
73/	All -- w/24" wheels	D2HZ 1044-A	# SB-15F-24" x 4"	4

IDENTIFICATION CHART

IDENTIFICATION	MAKE	RING TYPE	FLANGE OR SIDE RING PART NUMBER	IDENTIFICATION	MAKE	RING TYPE	FLANGE OR SIDE RING PART NUMBER
----------------	------	-----------	---------------------------------	----------------	------	-----------	---------------------------------

1099 FLANGE (WHEEL RIM) - For model usage refer to group 1007 Wheel Chart

CAUTION - It is mandatory to use the same vendor's side rings (1099) and lock rings (1021) with a given vendor's rim assembly.

Note: ● B - BUDD, F - FIRESTONE, S - GKN SANKEY

20 x 6.00	BW5°	B	solid	★ C4TZ 1099-N	20 x 6.00	BW5°	F	solid	C4TZ 1099-R
20 x 6.00	FL	F	solid	8T 1099-C	20 x 7.50	SR-262-5°	F	solid	D5TZ 1099-C
20 x 6.00	FL	F	split	★ C4TZ 1099-M	20 x 8.00	SR-262-5°	F	solid	D5TZ 1099-C
				r/b8T 1099-C	20 x 8.50		F	solid	D0HZ 1099-A
				& C4TZ 1021-A	22 x 7.50	FL	F	solid	TUAA 1099-A
20 x 6.00	SR-237-XL	F	solid	D3TZ 1099-B	22 x 7.50	FL	F	split	C4TZ 1099-B
20 x 6.00		F	solid	D5TZ 1099-A	22 x 7.50	SR-263-5°	F	solid	D5TZ 1099-D
20 x 6.50, 7.00	CR	F	split	C6TZ 1099-A	22 x 8.00	5°	F	solid	B9T 1099-B
20 x 6.50, 7.00		S		D5TZ 1099-B	22 x 8.00	SR-263-5°	F	solid	D5TZ 1099-D
20 x 6.50	RH°	F	solid	7EQ 1099-B	24 x 8.00	SR-277-5°	F	solid	D2HZ 1099-B
20 x 6.50	5°	F	solid	8Q 1099	24 x 8.50	SR-313-5°	F	solid	D2HZ 1099-A
20 x 7.00	5°	F	solid	7EQH 1099					
20 x 7.50	FL	F	split	C4TZ 1099-A					
20 x 7.50	5°	F	solid	8QH 1099					



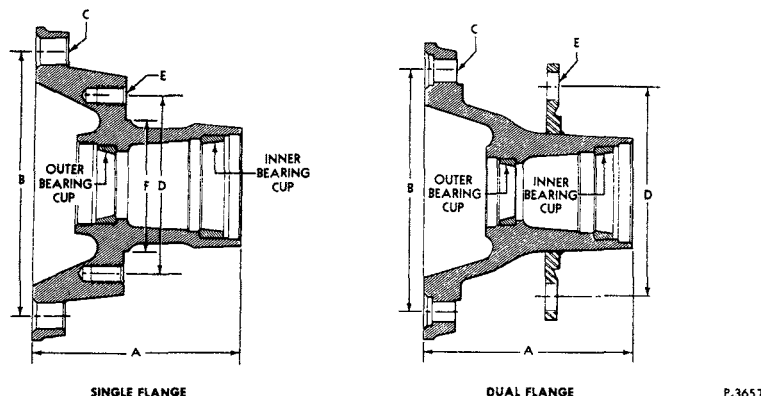
BUY IT NOW!

Click Here To Order



1973/79
TRUCK SERIES 600/900

1104 HUB ASSY. (FRONT) – For T.S.L. information and Model Application, refer to Front Hub Section 11.1



FRONT HUBS for DISC WHEELS
(For front hubs for spoke wheels, refer to group 1109)

PART NUMBER	A LENGTH INCHES	B BOLT CIRCLE (INCHES)	C HOLES		D DRUM BOLT CIRCLE (INCHES)	E DRUM HOLES		F SHOULDER DIA (INCHES)	BEARING CUP PART NUMBER	
			NO.	DIA. (INCHES)		NO.	DIA. (INCHES)		INNER # STAMPED NO.	OUTER # STAMPED NO.
1104	Hub Assy. (FRONT)–For T.S.L. and Model Application, refer to Section 11.1									
Note	± Used for front wheel speedometer drive									
DUAL FLANGE										
TUAA 1104-A	7 1/8	11 1/4	10	63/64	8	5	1/2"-13		7EQH 1239 # 39520	81T 1202 # 3525
C9TZ 1104-A	7 3/4	11 1/4	10	63/64	9	5	1/2"-13	7 1/2	B9TT1202-A # HM 212011	9N 4222 # 3720
± C8TZ 1104-B	11 1/4	11 1/4	10	1 1/8	9	5	1/2"-13			
SINGLE FLANGE										
DOTZ 1104-A					8 3/4				9N 4222	C3TZ 1202-A
D1TZ 1104-A	6 15/16	8 3/4	6	33/64	5 9/16	8	7/16	6 7/8	7EQH 1239 # 39520	TCAA1243-A # 382A
C5TZ 1104-D	7 7/32	11 1/4	10	25/32	11 1/4	10	25/32		7EQH 1239 # 39520	81T 1202 # 3525
D3TZ 1104-A	6 21/32	11 1/4	10	1 1/4	11 1/4	10	1 1/4	6 7/8	C5TZ 1202-A # 6420	C5TZ 1217-A # 552A
D3TZ 1104-D		11 1/4	10		8	5	33/64		7EQH 1239 # 39520	81T 1202 # 3525
D3TZ 1104-E		11 1/4	10		8	5	33/64		7EQH 1239 # 39520	81T 1202 # 3525

SIZE CHART

SIZE	PART NUMBER	SIZE	PART NUMBER
1107-8 BOLT (HUB) – For model usage refer to Section 11.1 (Front Hub) or Section 11.2 (Rear Hub)			
3/4"-16 x 2 39/64"	C8TZ 1107-A R.H.	3/4"-16 x 2 5/8"	C4TZ 1107-E R.H.
3/4"-16 x 2 39/64"	C8TZ 1107-B L.H.	3/4"-16 x 2 5/8"	C4TZ 1107-F L.H.
3/4"-16 x 2 23/32"	DOTZ 1107-D R.H.	3/4"-16 x 2 5/8"	DOTZ 1107-C R.H.
3/4"-16 x 2 23/32"	DOTZ 1108-C L.H.	3/4"-16 x 2 5/8"	DOTZ 1108-B L.H.
3/4"-16 x 2 11/16"	C9TZ 1107-A R.H.	3/4"-16 x 2 3/4"	DOTZ 1108-A L.H.
3/4"-16 x 2 11/16"	C9TZ 1107-B L.H.	1 1/8" x 2 27/32"	C4TZ 1107-A R.H.
3/4"-16 x 2 13/16"	D1TZ 1107-A R.H.	1 1/8" x 2 27/32"	C4TZ 1107-B L.H.
3/4"-16 x 2 13/16"	D1TZ 1108-A L.H.	1 1/8"-16 x 3 5/32"	D2HZ 1107-A R.H.



BUY IT NOW!

Click Here To Order



COPYRIGHT © 1980—

FORD MOTOR
COMPANY

—DEARBORN, MICHIGAN

NEW ISSUE

**1973/79
TRUCK SERIES 600/900**

SIZE CHART

SIZE	PART NUMBER	SIZE	PART NUMBER	
1107-8 BOLT (HUB) – For model usage refer to Section 11.1 (Front Hub) or Section 11.2 (Rear Hub) — Cont'd				
1 1/8"-16 x 3 5/32"	D2HZ 1108-A L.H.	3/4"-16 x 3 3/8"	D5TZ 1107-A R.H.	
1 1/8"-16 x 3 3/16"	C8TZ 1107-G R.H.	1 1/8"-16 x 3 9/16"	D5HZ 1108-A L.H.	
1 1/8"-16 x 3 3/16"	C8TZ 1107-F L.H.	1 1/8"-16 x 3 1/2"	D5HZ 1108-B R.H.	
1 1/8"-16 x 3/4"-16 x 5 3/32"	C9HZ 1107-A R.H.	3/4"-16 x 3 3/8"	D5TZ 1108-A L.H.	
1 1/8"-16 x 3/4"-16 x 5 3/32"	C9HZ 1108-A L.H.	3/4"-16 x 3 13/32"	D6TZ 1107-B R.H.	
1 1/8"-16 x 3 9/16"	D5HZ 1107-A R.H.	3/4"-16 x 3 9/16"	D6TZ 1107-C R.H.	
1 1/8"-16 x 3 9/16"	D8HZ 1107-A R.H.	3/4"-16 x 3 13/32"	D6TZ 1108-A L.H.	
1 1/8"-16 x 3 9/16"	D8HZ 1107-B L.H.	3/4"-16 x 3 13/32"	D8HZ 1108-A R.H.	
1 1/8"-16 x 3 1/2"	D5HZ 1107-B L.H.	3/4"-16 x 3 13/32"	D8HZ 1108-B L.H.	
3/4"-16 x 2 1/4"	D5HZ 1107-C	3/4"-16 x 3 9/16"	D6TZ 1108-B L.H.	
YEAR	MODEL/RESTRICTIONS	PART NUMBER	DESCRIPTION	QTY.
IC107	BOLT (DRIVE FLANGE TO HUB)			
73/	F600 -- 4/W/D	D1TZ IC107-A	7/16"-14 x 1 11/32"	16

STAMPING NUMBER CROSS-REFERENCE

IDENTIFICATION	PART NUMBER	IDENTIFICATION	PART NUMBER
1109 HUB ASSY. (REAR) – For T.S.L. information and Model Application, refer to Rear Hub Section 11.2 FOR MODEL USAGE REFER TO SECTION 11.2 ALSO SEE IDENTIFICATION CHARTS ON PAGES 3 and 4			
RA 364	C9TZ 1109-C	9371	C9TZ 1109-S
RB 364	C9TZ 1109-D	9570	D0TZ 1109-B
RA 458	C9TZ 1109-G	9962	D8HZ 1109-M
RB 458	C9TZ 1109-H	9963	D8HZ 1109-V
RA 511	D1HZ 1109-A	9964	D8HZ 1109-N
RA 519	C9TZ 1109-A	14171	D7HZ 1109-C
RA 522	C9TZ 1109-E	14172	D7HZ 1109-B
RB 522	C9TZ 1109-F	14295	D8HZ 1109-W
RA 567	D0TZ 1109-A	85111	D9TZ 1109-C
RA 707	D7HZ 1109-F	87386 (R.H.)	D8HZ 1109-C
RB 707	D5HZ 1109-A	87386 (R.H.)	D8HZ 1109-D
RA 710	D8HZ 1109-U	87505 (R.H.)	D8HZ 1109-A
RA 714	D8HZ 1109-M	87505 (L.H.)	D8HZ 1109-B
RB 714	D8HZ 1109-E	90063	C7TZ 1109-B
RC-736	D8HZ 1109-T	99191 (R.H.)	D5HZ 1109-G
RA 780	D7HZ 1109-D	99191 (L.H.)	D5HZ 1109-H
RB 780	D7HZ 1109-E	101595	D8HZ 1109-K
RC 791	D8HZ 1109-S	101596	D8HZ 1109-L
B 1432	C5TZ 1109-N	101654	D7HZ 1109-A
D 1434	C5TZ 1109-L	102691	D8HZ 1109-F
L 1442	C5TZ 1109-M	102692	D8HZ 1109-G
R 20-65 A	B7QH 1109-A	102693	D8HZ 1109-H
8574	C9TZ 1109-R	102694	D8HZ 1109-J
8778	C4TZ 1109-B	333-A-1431	C5TZ 1109-N
8968	C9TZ 1109-N	333-E-1435	D0TZ 1109-E
H-9008	C5TZ 1109-T	333-J-2168	D8HZ 1109-N
9126	C9TZ 1109-K	333-K-2273	D5HZ 1109-C
9148	C9TZ 1109-M	333-Q-2279	D5HZ 1109-B



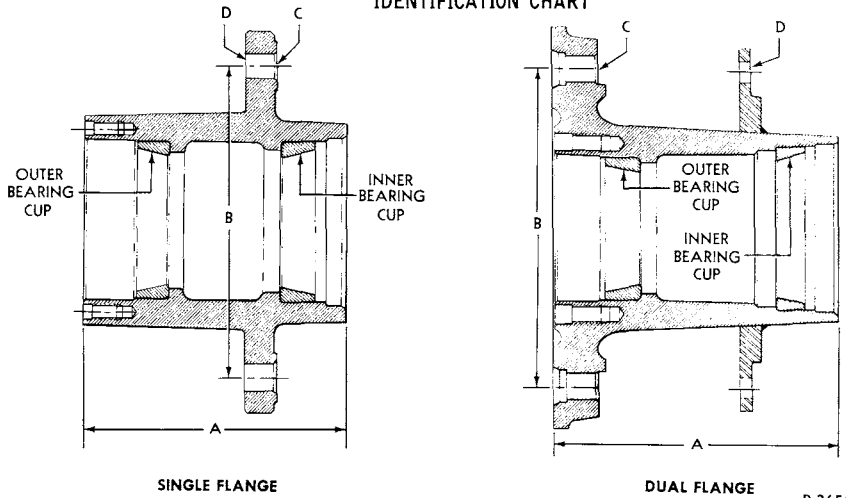
BUY IT NOW!

Click Here To Order



1973/79
TRUCK SERIES 600/900

1109 HUB ASSY. (REAR) – For T.S.L. information and Model Application, refer to Rear Hub Section 11.2
IDENTIFICATION CHART



REAR HUBS for DISC WHEELS
(For front hubs for disc wheels, refer to group 1104)

PART NUMBER	A LENGTH (INCHES)	B BOLT CIRCLE (INCHES)	C		D		BEARING CUPS				
			BOLT HOLES NO.	DIA. (INCHES)	BOLT HOLES NO.	DIA. (INCHES)	INNER		OUTER		
							PART NUMBER	IDENT.	PART NUMBER	IDENT.	
1109	HUB ASSY. (REAR) – For T.S.L. information and Model Application, refer to Rear Hub Section 11.2										
C4TZ 1109-B	7 7/16"	8 3/4"	6	25/32"			B4Q 1243-A	33462	B6T 1243-A	3920	
C5TZ 1109-F	8 13/16"	11 1/4"	10	25/32"			TUAA 1243-A	592-A	TUAA 1239-A	572	
C5TZ 1109-L	8 13/16"	11 1/4"	10	25/32"			TUAA 1243-A	592-A	TUAA 1239-A	572	
C5TZ 1109-M	8 13/16"	11 1/4"	10	63/64"			TUAA 1243-A	592-A	TUAA 1239-A	572	
C5TZ 1109-N	9 5/8"	11 1/4"	10	25/32"			7EQH 1243	47620	7EQH 1239	39520	
C5TZ 1109-T	7"	8 3/4"	6	25/32"			B6T 1243-A	3920	BB 1239-A	453-X	
D3HZ 1109-D	8 13/16"	11 1/4"	10	25/32"			TUAA 1243-A	592-A	TUAA 1239-A	572	
D3HZ 1109-E	9 5/8"	11 1/4"	10	25/32"			7EQH 1243	47620	7EQH 1239	39520	
★ D3HZ 1109-F	9 5/8"	11 1/4"	10	25/32"			7EQH 1243	47620	7EQH 1239	39520	
D3HZ 1109-G	8 13/16"	11 1/4"	10	25/32"			TUAA 1243-A	592-A	TUAA 1239-A	572	
D5HZ 1109-B	9 3/16"	11 1/4"	10	25/32"			7EQH 1243	47620	7EQH 1239	39520	
D5HZ 1109-C	7 13/32"	11 1/4"	10	25/32"			7EQH 1243	47620	7EQH 1239	39520	
D5HZ 1109-D	8 13/16"	11 1/4"	10	R.H.			TUAA 1243-A	592-A	TUAA 1239-A	572	
D5HZ 1109-E	8 13/16"	11 1/4"	10	L.H.			TUAA 1243-A	592-A	TUAA 1239-A	572	
D5HZ 1109-G	7 13/32"	8 3/4"	6	R.H.			7EQH 1239	39520	B6Q 1243-A		
D5HZ 1109-H	7 13/32"	8 3/4"	6	L.H.			7EQH 1239	39520	B6Q 1243-A		
D5HZ 1109-J	9 7/16"	11 1/4"	10	R.H.			TUAA 1243-A	592-A	TUAA 1239-A	572	
D5HZ 1109-K	9 7/16"	11 1/4"	10	L.H.			TUAA 1243-A	592-A	TUAA 1239-A	572	
D7HZ 1109-A	10"	11 1/4"	10	25/32"			TUAA 1243-A	592-A	TUAA 1239-A	572	
D8HZ 1109-A	9 5/8"	11 1/4"	10	R.H.			7EQH 1243	47620	7EQH 1239	39520	
D8HZ 1109-B	9 5/8"	11 1/4"	10	L.H.			7EQH 1243	47620	7EQH 1239	39520	
D8HZ 1109-C	10"	11 1/4"	10	R.H.			TUAA 1243-A	592-A	TUAA 1239-A	572	
D8HZ 1109-D	10"	11 1/4"	10	L.H.			TUAA 1243-A	592-A	TUAA 1239-A	572	

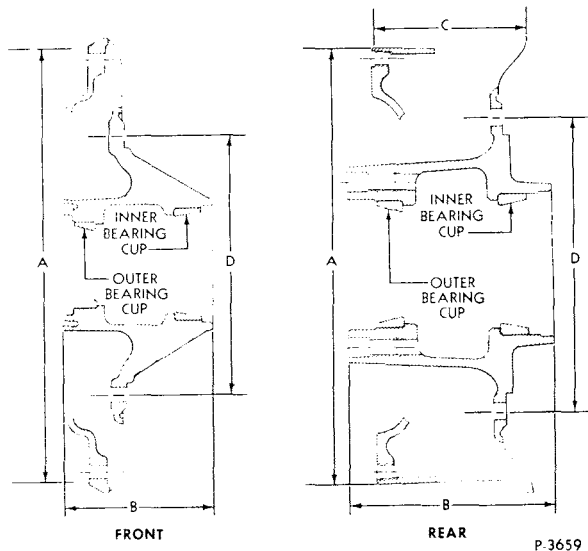
100% SATISFACTION GUARANTEED

BUY IT NOW!

Click Here To Order

1973/79
TRUCK SERIES 600/900

1109 HUB ASSY. (REAR) – For T.S.L. information and Model Application, refer to Rear Hub Section 11.2 — Cont'd
FRONT and REAR HUB IDENTIFICATION CHART



FRONT and REAR HUB – SPOKE TYPE
(For front hubs for disc wheels, refer to group 1104)

PART NUMBER	NO. SPO-KES	A DIAMETER (INCHES)	B LENGTH (INCHES)	C RIM WIDTH (INCHES)	D BOLT CIRCLE (INCHES)	BEARING CUPS			
						INNER		OUTER	
						PART NUMBER	STAMPED NO.	PART NUMBER	STAMPED NO.
1109		HUB ASSY. (REAR) – For T.S.L. information and Model Application refer to Rear Hub Section 11.2							

FRONT HUB – SPOKE TYPE

Note: ‡ Use w/ or w/o Front Wheel Speedometer Drive

C9TZ 1014-B	5	19 3/8	5 5/8		11	TGAA 1202-A	45520	C3TZ 1202-A	25820
C9TZ 1014-C	5	19 3/8	6 9/16		11	7EQH 1239	39520	81T 1202	3525
C9TZ 1014-D	5	21 3/8	6 9/16		11	7EQH 1239	39520	81T 1202	3525
‡ C9TZ 1014-E	5	19 3/8	6 15/16		11	B9TT 1202-A	HM 212011	9N 4222	3720
‡ C9TZ 1014-F	5	21 3/8	6 15/16		11	B9TT 1202-A	HM 212011	9N 4222	3720
C9TZ 1014-G	5	19 3/8	7 1/8		11	B8QH 1243-A	752	B9TT 1202-A	HM 212011
C9TZ 1014-J	5	19 3/8	7 7/8		11	B8QH 1202-A	6320	B8QH 1217-A	532-A
C9TZ 1014-K	5	21 3/8	7 7/8		11	B8QH 1202-A	6320	B8QH 1217-A	532-A
‡ C9TZ 1014-L	5	19 3/8	7 1/8		11	B8QH 1243-A	752	B9TT 1202-A	HM 212011
‡ C9TZ 1014-M	5	21 3/8	7 1/8		11	B8QH 1243-A	752	B9TT 1202-A	HM 212011
C9TZ 1014-T	5	19 3/8	6 1/2		11	7EQH 1239	39520	81T 1202	3525
C9TZ 1014-U	5	21 3/8	6 1/2		11	7EQH 1239	39520	81T 1202	3525
‡ C9TZ 1014-Y	5	19 3/8	6 15/32		11	B9TT 1202-A	HM 212011	9N 4222	3720
‡ C9TZ 1014-Z	5	21 3/8	6 15/32		11	B9TT 1202-A	HM 212011	9N 4222	3720
‡ C9TZ 1014-AB	5	21 3/8	6 3/4		11	B8QH 1243-A	752	B9TT 1202-A	HM 212011
C9TZ 1014-AC	6	19 3/8	8		10 1/2	B8QH 1202-A	6320	B8QH 1217-A	532-A
C9TZ 1014-AD	6	21 3/8	8		10 1/2	B8QH 1202-A	6320	B8QH 1217-A	532-A
DOHZ 1014-A	6	19 1/4				C5TZ 1202-A	6420	C5TZ 1217-A	552-A
DOHZ 1014-B	6					C5TZ 1202-A	6420	C5TZ 1217-A	552-A

REAR HUB – SPOKE TYPE

C9TZ 1109-A	5	18 35/64	7 29/64	6 3/4	12 1/2	B4Q 1243-A	33462	B6T 1243-A	3920
C9TZ 1109-C	5	19 3/8	9 5/8	6 3/4	12 1/2	7EQH 1243	47620	7EQH 1239	39520
C9TZ 1109-D	5	21 3/8	9 5/8	6 3/4	12 1/2	7EQH 1243	47620	7EQH 1239	39520
C9TZ 1109-E	5	18 3/8	9 5/8	6 25/32	11 1/4	7EQH 1243	47620	7EQH 1239	39520
C9TZ 1109-F	5	21 3/8	9 5/8	6 25/32	11 1/4	7EQH 1243	47620	7EQH 1239	39520
C9TZ 1109-G	5	18 3/8	8 13/16	6 3/4	12 1/2	TUAA 1243-A	592-A	TUAA 1239-A	572
C9TZ 1109-H	5	21 3/8	8 13/16	6 3/4	12 1/2	7EQH 1243	47620	7EQH 1239	39520
C9TZ 1109-K	5	19 3/8	8 13/16	6 3/4	12 1/2	TUAA 1243-A	592-A	TUAA 1239-A	572
C9TZ 1109-M	5	21 3/8	8 13/16	6 3/4	12 1/2	7EQH 1243	47620	7EQH 1239	39520
C9TZ 1109-R	5	19 3/8	7 29/64	6 3/4	12 1/2	B4Q 1243-A	33462	B6T 1243-A	3920
			9 3/8	6 13/16	12 3/4	TUAA 1243-A	592-A	TUAA 1239-A	572



BUY IT NOW!

Click Here To Order



**1973/79
TRUCK SERIES 600/900**

PART NUMBER	NO. SPO- KES	A DIAMETER (INCHES)	B LENGTH (INCHES)	C RIM WIDTH (INCHES)	D BOLT CIRCLE (INCHES)	BEARING CUPS				
						INNER		OUTER		
						PART NUMBER	STAMPED NO.	PART NUMBER	STAMPED NO.	
REAR HUB - SPOKE TYPE — Cont'd										
D7HZ 1109-B	5	20 1/2	10.0	6 9/16	12 3/4	TUAA 1243-A	592-A	TUAA 1239-A	572	
D7HZ 1109-C	5	18 9/16	10.0	6 9/16	12 3/4	TUAA 1243-A	592-A	TUAA 1239-A	572	
D7HZ 1109-D	5			6 9/16	12 3/4	TUAA 1243-A	592-A	TUAA 1239-A	572	
D7HZ 1109-E	5			6 9/16	12 3/4	TUAA 1243-A	592-A	TUAA 1239-A	572	
D8HZ 1109-E	5	20 13/32	9 5/8	6 1/2	19 1/2					
YEAR	MODEL/RESTRICTIONS			PART NUMBER		DESCRIPTION				QTY.
	1113 HUB and DRUM ASSY. (REAR WHEEL BRAKE) — Also refer to Rear Hub Section 11.2									
73/	LTS900 -- diesel			D2HZ 1113-A		176" W/B and 2 1/2" glove frame—16 1/2" x 7" brakes and 6 spoke rear wheels				4
73/	LTS900 -- diesel			D2HZ 1113-B		176" W/B—16 1/2" x 7" brakes — 24" and 6 spoke wheels				4

SIZE CHART

SIZE	PART NUMBER		SIZE	PART NUMBER			
1118-9 BOLT (HUB) — For model usage refer to Section 11.1 (Front Hub) or Section 11.2 (Rear Hub)							
3/4"-16 x 2 3/8"	7EQ	1118	R.H.	3/4"-16 x 3 27/32"	TUAA 1118-A R.H.		
3/4"-16 x 2 3/8"	7EQ	1119	L.H.	3/4"-16 x 3 27/32"	TUAA 1119-A L.H.		
3/4"-16 x 2 7/8"	D8HZ	1118-A	R.H.				
3/4"-16 x 2 7/8"	D8HZ	1119-A	L.H.	3/4"-16 x 3 1/8"	C5TZ 1118-B R.H.		
3/4"-16 x 2 7/8"	7EQH	1118	R.H.	3/4"-16 x 3 1/8"	C5TZ 1119-B L.H.		
3/4"-16 x 2 7/8"	7EQH	1119	L.H.				
3/4"-16 x 2 7/8"	C5TZ	1118-A	R.H.	3/4"-16 x 4 1/16"	C5TZ 1118-D R.H.		
3/4"-16 x 2 7/8"	C5TZ	1119-A	L.H.	3/4"-16 x 4 1/16"	C5TZ 1119-D L.H.		
3/4"-16 x 3"	C5TZ	1118-C	R.H.				
3/4"-16 x 3"	C5TZ	1119-C	L.H.				
1120-1 NUT (WHEEL) — For model usage refer to Front Hub Section 11.1							
5/8"-18	C5TZ	1120-A		3/4"-16	BB 1120 R.H.		
1/2"-20 x 3/4"	C5TZ	1120-B		3/4"-16	BB 1121 L.H.		
1A122 WASHER (BRAKE DRUM BOLT) — For model usage, refer to Section 11.1 (Front Hub) or Section 11.2 (Rear Hub)							
I.D. (INCHES)	O.D. (INCHES)	THICKNESS (INCHES)	PART NUMBER	I.D. (INCHES)	O.D. (INCHES)	THICKNESS (INCHES)	PART NUMBER
1124 WASHER (REAR WHEEL BEARING NUT LOCK) — For model application, refer to Section 11.2 (Rear Hub)							
2 13/32	3 7/8	3/32	B4T 1124-A	2 27/32	4 1/2	1/8	TUAA 1124-A
2 1/2	3 3/4	3/16	7EQ 1124	3 3/32	4 3/4	1/8	B8QH 1124-A
2 21/32	4	3/32	7EOH 1124	3 19/32	4 11/32	15/64	D5HZ 1124-A

FRONT BRAKE DRUM STAMPING NUMBER CROSS REFERENCE

IDENTIFICATION	PART NUMBER	IDENTIFICATION	PART NUMBER
1125 DRUM (BRAKE)			
For model usage refer to the Model Application Chart in Front Hub Section 11.1. Also see Brake Drum Size Chart on Page 8			
1963	B8QH 1125-B	2855	D1TZ 1125-C
2303	B7Q 1125-A	3046-A	D8HZ 1125-G
2340	B7Q 1125-C	3057-E	D8HZ 1125-C
J 2350	C4TZ 1125-F	3158	D8HZ 1125-D
2561	C4TZ 1125-B	3159	D8HZ 1125-H
2585-A	★ C9TZ 1125-B	BX 46383	C3TZ 1125-N
H 2634	C3TZ 1125-G	CAST 2829	D0HZ 1125-H
2653	C9TZ 1125-A	59814-D	B7Q 1125-B
H 2660	C4TZ 1125-C	59815	B7Q 1125-B
2700	C9HZ 1125-A	75712	B7Q 1125-B
2701	C7TZ 1125-E	75725	B8QH 1125-C
2847	D1HZ 1125-H	75889	B8QH 1125-C
2848	D1HZ 1125-G	84617	C3TZ 1125-M
2850	D1TZ 1125-D	85025	C3TZ 1125-N
2854	D1HZ 1125-B	85153	C3TZ 1125-E



BUY IT NOW!

Click Here To Order



1973/79
TRUCK SERIES 600/900

FRONT BRAKE DRUM STAMPING NUMBER CROSS REFERENCE

IDENTIFICATION	PART NUMBER	IDENTIFICATION	PART NUMBER
1125 DRUM (BRAKE) — Cont'd			
For model usage refer to the Model Application Chart in Front Hub Section 11.1. Also see Brake Drum Size Chart on Page 8			
3158	D8HZ 1125-D	C 120375	C4TZ 1125-B
85149	C3TZ 1125-M	120549	C9TZ 1125-D
85151	C3TZ 1125-N	120587	C3TZ 1125-N
87828	C4TZ 1125-D	120588	C3TZ 1125-M
87945	D8HZ 1125-A	120660	D1HZ 1125-K
90427	C5TZ 1125-D	120661	D0HZ 1125-C
90455	C5TZ 1125-D	120662	D0HZ 1125-D
94425	C4TZ 1125-E	120663	D0HZ 1125-E
94444	C4TZ 1125-D	120704	B7Q 1125-A
95725	C3TZ 1125-M	120705	D1TZ 1125-D
95733	C3TZ 1125-N	120706	D1TZ 1125-C
101282	D6TZ 1125-B	120707	D1HZ 1125-J
102716	D8HZ 1125-E	120708	D1HZ 1125-A
103156	D8HZ 1125-F	120710	D1HZ 1125-H
103189	D8HZ 1125-F	122045	D7HZ 1125-B
C 120331	★C3TZ 1125-H	122104	D8HZ 1125-B
	1/4"-D0HZ 1125-C and	3219-N-3420	D3TZ 1125-A
	5-D0HZ 1151-B		

YEAR	MODEL/RESTRICTIONS	PART NUMBER	DESCRIPTION	QTY.
1125-6 DRUM (BRAKE) — Cont'd				
73/	B-F-LN600	357594-S2	(BB-401)-bolt (drum to hub)-5/8"-18 x 1"	12
		351505-S18	(XX-218)-washer-5/8"	12
73/	B-F700 -- 15" x 4 1/2" rear brakes	20453-S8	(B-200)-bolt (drum to hub)-1/2"-20 x 1 3/8"	10
73/	C600			10
73/	B-C-F-L-LN-LNT-LTS700/900	358688-S8	(UU-118)-bolt (drum to hub)-square hd.-1/2"-20 x 1 3/4"	10
		33846-S8	(M-69)-nut-1/2"-20	10
		34809-S8	(X-68)-lockwasher-1/2"	10
73/	C-LT-LTS800/900	★24412-S8	Bolt (drum to hub)-1/2"-13 x 1 1/8"	10

REAR BRAKE DRUM STAMPING NUMBER CROSS REFERENCE

IDENTIFICATION	PART NUMBER	IDENTIFICATION	PART NUMBER
1126 DRUM (BRAKE)			
For model usage refer to the Model Application Chart in Rear Hub Section 11.2. Also see Brake Drum Size Chart on Page 8			
2239-D	D1HZ 1126-A	2929	C5TZ 1126-AP
2256 C	C8TZ 1126-J	S 2931	C5TZ 1126-AD
2346	B8QH 1126-E	Y 2937	C5TZ 1126-AL
2511	C6TZ 1126-G	C 2941	C5TZ 1126-AK
2580	C5TZ 1126-AC	E 2943	C5TZ 1126-AN
H 2582	C3TZ 1126-L	G 2945	C5TZ 1126-AG
2594	C5TZ 1126-AB	J 2948	C5TZ 1126-AM
2603	C6TZ 1126-D	L 2950	C5TZ 1126-AF
2604	C5TZ 1126-Z	2996	D5HZ 1126-B
2607	C5TZ 1126-V	2997	D5HZ 1126-A
2608	C5TZ 1126-W	3002	D7HZ 1126-E
2647	C6TZ 1126-H	3060	D7HZ 1126-D
2667	C7TZ 1126-B	76431	B8QH 1126-F
2717	C8TZ 1126-H	76453	B8QH 1126-F
2718	C8TZ 1126-B	77638	B8QH 1126-B
2747-C	D8HZ 1126-E	87101	D8HZ 1126-A
2849	C5TZ 1126-AB	88156	C3TZ 1126-F
2851	C5TZ 1126-AC	92573	C7TZ 1126-A
2852	C5TZ 1126-W	93151	C7TZ 1126-A
2853	D1HZ 1126-B	93649	C3TZ 1126-E
2920	C5TZ 1126-J	93678	C5TZ 1126-C
J 2922	C5TZ 1126-AJ		



BUY IT NOW!

Click Here To Order



**1973/79
TRUCK SERIES 600/900**

REAR BRAKE DRUM STAMPING NUMBER CROSS REFERENCE

IDENTIFICATION	PART NUMBER	IDENTIFICATION	PART NUMBER
1126 DRUM (BRAKE) — Cont'd			
For model usage refer to the Model Application Chart in Rear Hub Section 11.2. Also see Brake Drum Size Chart on Page 8			
99202	D5HZ 1126-F	120566	C8TZ 1126-B
99844	D8HZ 1126-B	120709	D1HZ 1126-B
101198	D5HZ 1126-F	120765	D3HZ 1126-A
101208	D5HZ 1126-E	122006	D5HZ 1126-J
101656	D7HZ 1126-B	122009	D5HZ 1126-G
101803	D7HZ 1126-C	122013	D5HZ 1126-H
120436	C5TZ 1126-J	122128	D7HZ 1126-D
120439	★ C5TZ 1126-K	122153	D5HZ 1126-K
120440	C5TZ 1126-W	3219-B-3902	D5HZ 1126-C
120440	C5TZ 1126-W	3219-D-2942	C5TZ 1126-AN
120441	C5TZ 1126-S	3219 F 2450	D1HZ 1126-C
120442	C5TZ 1126-AC	3219-H-2920	C5TZ 1126-AJ
120516	C5TZ 1126-Z	3219-H-2946	C5TZ 1126-AM
120517	C6TZ 1126-D	3219-J-2584	C3TZ 1126-L
120519	C6TZ 1126-F	3219 N 2926	C5TZ 1126-AH
120553	C8TZ 1126-E	3219-Q-4229	D8HZ 1126-C
120556	C8TZ 1126-F		

YEAR	MODEL/RESTRICTIONS	PART NUMBER	DESCRIPTION	QTY.
73/	B-C-F-LN600	355812-S2	(BB-89)-screw (drum to hub)-1/2"-13 x 3/4"	6
73/	C-F-LN700 -- 15" x 4 1/2" rear brakes			6
73/	B-C-F-L-LN700/800	355816-S7	(BB-91)-screw (drum to hub)-1/2"-13 x 1"	8or10
73/	LNT-LT-LTS800			16or20
73/	CT-LNT800	350724-S	(BB-201)-bolt (drum to hub)-5/8"-11 x 1 7/16"	24
73/	B-C-F-L700/900 -- w/5 spoke wheels	358703-S8	(BB-841)-bolt (drum to hub)-square hd.-5/8"-18 x 15/16"	10
73/	B-C-F-LN600			10
73/	CT-LT-LNT800/900			20
73/	LN700/900			10
		33850-S8	(M-72)-nut-5/8"-18	AR
		34811-S2	(X-71)-lockwasher-5/8"	AR
73/	B-C-F-LN700 -- 15" x 4 1/2" rear brakes	358688-S8	(UU-118)-bolt (drum to hub)-square hd.-1/2"-20 x 1 3/4"	10
73/	B-C-F-LN600 -- 15" x 4 1/2" rear brakes			20
		33846-S8	(M-69)-nut-1/2"-20	AR
		34809-S8	(X-68)-lockwasher-1/2"	AR
73/77	WT900 15" x 5" wedge brake	34813-S	(X-71-A)-lockwasher (attach drum to hub)	AR



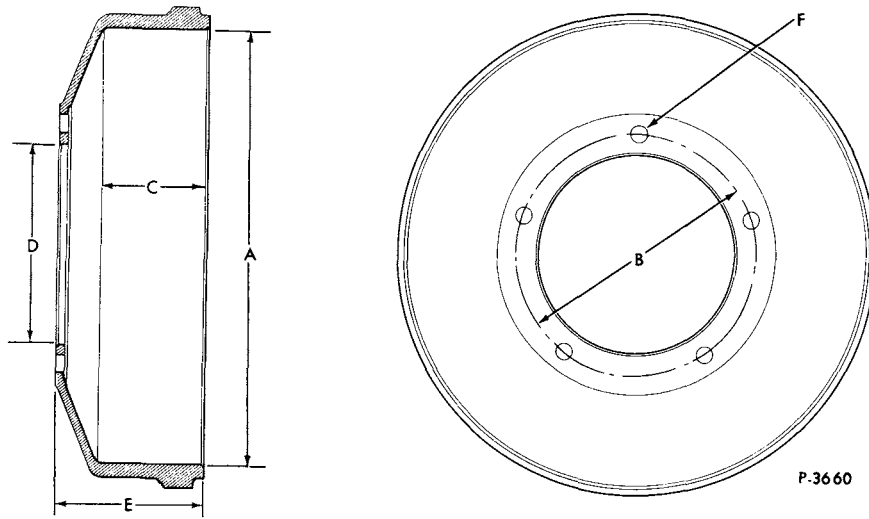
BUY IT NOW!

Click Here To Order



1973/79
TRUCK SERIES 600/900

1125-6 DRUM (BRAKE)



P-3660

SIZE CHART

NO. SPOKES	A	B	C	D	E	F		PART NUMBER
	DRUM INSIDE DIA. (INCHES)	DRUM BOLT CIRCLE (INCHES)	BRAKE SURFACE WIDTH (INCHES)	MOUNTING DIA. (INCHES)	OVERALL DEPTH (INCHES)	DRUM MOUNTING HOLES NO.	DIA. (INCHES)	
1125-6 DRUM (BRAKE)								
FRONT DRUM - SPOKE WHEEL								
5	14	11	2 29/32	10	3 1/2			B7Q 1125-A
5	15	11	3 1/2	10	4 1/4	5	17/32	★ C4TZ 1125-A m/wC4TZ 1125-B
5	15	11	3 9/16	10	4 1/4	5	17/32	C4TZ 1125-B
5	15	11	3 9/16	10	4 1/8	5	17/32	D1TZ 1125-D
5	15	11	3 15/16	10	6 1/16	5	17/32	C9TZ 1125-A
5	15	11	3 15/16	10	6 1/16	5	17/32	D1HZ 1125-G
5	15	11	3 29/32	10	4 11/32	5		C9TZ 1125-B
5	15	11	3 27/32	9	4 15/16	5	27/32	C9TZ 1125-D
5	15	11	4	10	5	5		C8TZ 1125-E
5	15	11	4	10	6 1/8	5	17/32	C3TZ 1125-H
5	15	11	3 15/16	10	6 1/16	5	17/32	DOHZ 1125-C
5	15	11	3 15/16	10	4 15/16	5	17/32	DOHZ 1125-D
5	15	11	3 27/32	9	4 15/16	5	25/32	DOHZ 1125-E
5	16	11	2 7/8	10	4 41/64			B7Q 1125-C
5	16	11	3 3/16	10	4 41/64	5	17/32	D1TZ 1125-C
5	16	11	3 1/8	10	4 41/64			★ B6Q 1125-A m/wB7Q 1125-C
5	16 1/4	11	3 27/32	9	4 9/32	5	49/64	C4TZ 1125-J
5	16 1/4	11	3 29/32	10	4 5/16	5	17/32	C4TZ 1125-G
5	16 1/4	11	4 1/16	10	4 61/64	5	17/32	D1HZ 1125-H
5	16 1/4	11	4 1/16	10	4 15/16	5		★ C9TZ 1125-C m/wB8QH 1125-A
5	16 1/4	11	3 27/32	9	4 29/32	5	17/32	D1HZ 1125-J
5	17 1/4	10 1/2	5 1/4	9	6 1/2	6	33/64	C9TZ 1125-E
6	15	11	6 3/8	9 7/16	7 3/64	6	21/32	★ DOHZ 1125-G m/wD1HZ 1125-K
6	15	11	6 13/32	9 7/16	7 1/32	6	21/32	★ DOHZ 1125-H
6	15	11	6 3/8	9 7/16	7 3/64	6	21/32	D1HZ 1125-K
6	17 1/4	10 1/2	5 1/4	9	6 1/2	6	17/32	D1HZ 1125-A



BUY IT NOW!

Click Here To Order



**1973/79
TRUCK SERIES 600/900**

SIZE CHART									
NO. SPOKES	A	B	C	D	E	F		PART NUMBER	
	DRUM INSIDE DIA. (INCHES)	DRUM BOLT CIRCLE (INCHES)	BRAKE SURFACE WIDTH (INCHES)	MOUNTING DIA. (INCHES)	OVERALL DEPTH (INCHES)	DRUM MOUNTING HOLES NO.	DIA. (INCHES)		
1125-6 DRUM (BRAKE) — Cont'd									
FRONT DRUM — SPOKE WHEEL									
6	17 1/4	11	4 1/16	10	6 1/2	6	17/32	D1HZ	1125-B
REAR DRUM — SPOKE WHEEL									
5	15	11	5 9/16	9 7/16	6 19/32	5	41/64	C6TZ	1126-D
5	15	11	6 15/32	9 7/16	7 1/32	5	21/32	C5TZ	1126-Z
5	15	11	6 1/2	9 7/16	7 3/32	5	21/32	C5TZ	1126-Z
5	15	11 1/4	7 9/16	9 7/16	8 9/16	5	25/32	C7TZ	1126-B
5	15	12 1/2	6 1/2	11	7 1/4	5	21/32	C6TZ	1126-G
5	15	12 1/2	6 1/2	11	8 5/32	5	41/64	C5TZ	1126-V
5	15	12 1/2	6 5/8	11	8 5/32	5	21/32	C5TZ	1126-V
5	15	12 1/2	7 9/16	11	8 3/4	5	41/64	C5TZ	1126-J
5	15	12 1/2	7 5/8	11	8 21/32	5	21/32	C5TZ	1126-W
5	15	12 1/2	5 1/2	11	6 7/32	5	17/32	C8TZ	1126-J
5	16	12 1/2	6 9/16	11	8 3/8	5	21/32	C6TZ	1126-H
5	16 1/2	11	5	9 7/16	6 11/32	5	41/64	C6TZ	1126-F
5	16 1/2	12 1/2	6 7/16	11	8 5/32	5	41/64	C5TZ	1126-K
5	16 1/2	12 1/2	6 5/8	11	8 5/32	5	21/32	C5TZ	1126-AB
5	16 1/2	12 1/2	7 7/16	11	9	5	21/32	D1HZ	1126-B
5	16 1/2	12 1/2	7 5/8	11	8 21/32	5	21/32	C5TZ	1126-AC
6	16 1/2	12 3/4	7 3/8	11 1/4	8	6	25/32	D3HZ	1126-A
FRONT DRUM — DISC WHEEL									
14	8 3/4	2 15/16	6 15/16	7 37/64	6	25/32	C3TZ	1125-N	
14	8 3/4	3	7 1/8	6 15/16	6	27/32	C3TZ	1125-M	
14	8 3/4	3	7 1/8	6 15/16	6	27/32	C3TZ	1125-M	
14	8 3/4	3	7 1/8	7 9/16	6	27/32	C3TZ	1125-N	
14	8 3/4	3	7 1/8	7 9/16	6	27/32	C3TZ	1125-N	
15	8	3 1/2	6 1/4	4 31/32	5	17/32	C4TZ	1125-E	
15	8 3/4	3 1/2	7 1/8	8 5/32	6	13/16	C4TZ	1125-D	
15	8 3/4	3 9/16	6 7/8	5 3/4	6	1 1/32	D1TZ	1125-A	
15	11 1/4	3 3/4	9 1/2	8 1/4	10	13/16	C5TZ	1125-D	
15	11 1/4	3 13/16	9	5 29/32	10	1 1/4	C4TZ	1125-C	
15	11 1/4	4 25/64		5 27/32	6	11/32	D8HZ	1125-B	
15	11 1/4	4 11/32	8 17/32	8 5/8	10	11/32	D8HZ	1125-A	
15	11 1/4	4 13/32	9	8 15/16	10	1 9/32	D8HZ	1125-D	
15	11 1/4	4 3/8	9 1/4	5 7/8	6	3/4	D8HZ	1125-C	
15	11 1/4	6 11/16	9 7/16	8 5/8	10	1 1/4	D3TZ	1125-A	
16	8	2 39/64	6 1/4	5 17/32	5	33/64	B7Q	1125-B	
16	8 3/4	2 3/4	7 1/8		6	25/32	C3TZ	1125-E	
16 1/4	8	4 1/8	6 1/4	5 13/16	5	33/64	B8QH	1125-C	
16 1/4	9	3 25/32	7 1/2	5 17/32	5	9	B8QH	1125-B	
16 1/4	11 1/4	3 27/32	9	6 1/16	10	1 1/4	C4TZ	1125-F	
REAR DRUM — DISC WHEEL									
15	8 3/4	5 1/2	6 1/2	7 7/32	6	27/32	C8TZ	1126-E	
15	8 3/4	6 15/32			6		C5TZ	1126-C	
15	11 1/4	6 13/32	9 7/16	8 15/16	10	27/32	C5TZ	1126-AJ	
15	11 1/4	6 7/16	9 7/16	8 1/8	10	27/32	C5TZ	1126-AM	
15	11 1/4	7 13/32	9 7/16	9 13/32	10	27/32	C3TZ	1126-L	
15	11 1/4	7 7/16	9 7/16		10		C7TZ	1126-A	
15	11 1/4	7 7/16	9 7/16	8 1/16	10	1 1/32	C5TZ	1126-AK	

100% SATISFACTION GUARANTEED

BUY IT NOW!

Click Here To Order

1973/79
TRUCK SERIES 600/900

SIZE CHART

NO. SPOKES	A		B		C		D		E		F		PART NUMBER
	DRUM INSIDE DIA. (INCHES)	DRUM BOLT CIRCLE (INCHES)	BRAKE SURFACE WIDTH (INCHES)	MOUNTING DIA. (INCHES)	OVERALL DEPTH (INCHES)	DRUM MOUNTING HOLES NO.	DRUM MOUNTING HOLES DIA. (INCHES)						
1125-6 DRUM (BRAKE) — Cont'd													
REAR DRUM - DISC WHEEL													
	16	11 1/4	6 1/2	9 3/8	8 3/4	10	13/16	C6TZ		1126-J			
	16	12 3/4	6 17/32	10 1/2	8 9/32	5	25/32	D7HZ		1126-A			
	16	11 1/4	6.0	8 1/2		10		D7HZ		1126-C			
	16 1/2	8 3/4	4 3/4	7 1/8		6	25/32	C3TZ		1126-F			
	16 1/2	11 1/4	4 15/16	9 7/16	7 3/8	10	27/32	C5TZ		1126-AP			
	16 1/2	11 1/4	5 39/64	9	6 13/32	5	25/32	D5HZ		1126-J			
	16 1/2	11 1/4	6 13/32	9 7/16	8 15/16	10	27/32	C5TZ		1126-AH			
	16 1/2	11 1/4	6 7/16	9 7/16	7 9/16	10	1 1/32	C5TZ		1126-AG			
	16 1/2	11 1/4	7 1/4	8 1/2	10 1/8	10	3/4	D8HZ		1126-B			
	16 1/2	11 7/32	7 7/16	9 7/16	9 1/2	10	27/32	D1HZ		1126-C			
	16 1/2	11 1/4	7 1/2		11 1/8	10	13/16	D8HZ		1126-A			
	16 1/2	11 1/4	7 9/16	9 3/8	9 3/8	10	13/16	B8QH		1126-B			
	16 1/2	11 1/4	7.0	8 1/2		10		D7HZ		1126-B			

YEAR	MODEL/RESTRICTIONS	PART NUMBER	DESCRIPTION	QTY.
1131	CAP (FRONT HUB GREASE) — Also refer to Rear Axle Parts List Section 40, page 1			

B SERIES

73/	B600/750 -- 5.5M., 6M, 7M axles	TGAA 1131-A	4 1/4" O.D.-4 holes	2
73/	B600/750 -- 9M axle	TUAA 1131-A		2

C-CT SERIES

73/	C-CT800/900-9M, 12M axles and disc wheels	8EB 1131	5 3/16" O.D.-6 holes	2
73/	C600/750 -- 6M, 7M axles and spoke wheels	TGAA 1131-A	4 1/4" O.D.-4 holes	2
73	C-CT800/900 -- 15M axle and disc wheels	B8QH 1131-A	5 1/2" O.D.-3 holes	2
73/	C-CT750/900 -- 9M, 12M, 15M axles and spoke wheels	TUAA 1131-A	5 11/16" O.D.-4 holes	2
73/	C-CT800/900 center point strg.	C4TZ 1131-A	6 1/2 O.D.-6 bolt holes-5 7/8" bolt circle	2
73/	C-CT800/900 -- center point steering and spoke wheels	C9HZ 1131-A	6 3/16" O.D.-6 bolt holes- 1/2" bolt circle	2
73/	C600-6M, 7M axles	DOHZ 1131-A	# 4065-4 1/4" O.D.-4 bolt holes-3 5/8" bolt circle-Stemco (see-through)	2
73/	C-CT700/900-9M axle and spoke wheels	DOHZ 1131-B	# 4029-5 3/4" O.D.-4 bolt holes-5" bolt circle-Stemco (see-through)	2
73/	C-CT700/900 -- 9M, (12M exc. center point strg.) axles and disc wheels	DOHZ 1131-C	# 4024-5 1/4" O.D.-6 bolt holes-4 1/2" bolt circle-Stemco (see-through)	2
77/79	C-CT700/900 -- 12M axle w/air brakes "Before Ser. FE5,001"	★ D7HZ 1131-A r/b D9HZ 1131-C(10/80)	# 4103-6 5/16" O.D.-6 bolt holes-5 1/2" bolt circle-Stemco (see-through)	2
79	C-CT700/900 -- 12M axle w/air brakes "From Ser. FE5,001"	D9HZ 1131-C	# 4172-6 5/16" O.D.-6 bolt holes-5 1/2" bolt circle-Stemco (see-through)	2
73/	C-CT800/900-12M center point strg. axle and Dayton spoke wheels	DOHZ 1131-D	# 4093-6 3/16" O.D.-6 holes-5 1/2" holes-Stemco (see-through)	
73/	C-CT800/900-12M center point strg. axle and Gunitite spoke wheels	DOHZ 1131-E	# 4098-6 3/16 O.D.-6 holes-5 1/2 bolt circle-Stemco (see-through)	2
73/	C-CT800/900 -- 12M center point strg. axle and disc wheels	DOHZ 1131-F	# 4092-6 9/16" O.D.-6 holes-5 7/8" bolt circle-Stemco (see-through)	2
73/	C-CT800/900 (12M exc. center point strg.), 15M axles and spoke wheels	DOHZ 1131-G	# 4028-5 3/4 O.D.-4 holes-5" bolt circle-Stemco (see-through)	2
73/	C-CT800/900-15M axle and disc wheels	DOHZ 1131-H	# 4044-5 5/8" O.D.-3 bolt holes-5" bolt circle-Stemco (see-through)	2



BUY IT NOW!

Click Here To Order



**1973/79
TRUCK SERIES 600/900**

SECTION 11 11

YEAR	MODEL/RESTRICTIONS	PART NUMBER	DESCRIPTION	QTY.
1131 CAP (FRONT HUB GREASE) - Also refer to Rear Axle Parts List Section 40, page 1 - Cont'd				
C-CT SERIES				
75/	C900,CT800-8000 -- 16M, 18M,20M axles and Gunitite disc brakes	D5HZ 1131-A	6 13/64" O.D.-6 bolt holes 5 1/2" bolt circle	2
CL-CLT SERIES				
78/79	CL-CLT900 "Before Ser. FE5,001"	D8HZ 1131-B	Oil-6 5/16" O.D.-6 holes- Stemco (see-through)	2
79	CL-CLT900 "From Ser. FE5,001"	D9HZ 1131-B	# 4171-6 5/16" O.D.-6 bolt holes-5 1/2" bolt circle-Stemco (see through)	2
78/	CL-CLT900	D8HZ 1131-A	Grease-6 5/16" O.D.-6 holes -exc. Stemco see through	2
F SERIES				
73/	F600/750-5M, 5.5M, 6M and 7M axles	TGAA 1131-A	4 1/4" O.D.-4 holes	2
73/	F600 -- 4/W/D	D1TZ 1131-A		2
73/	F700/880-9M axles	TUAA 1131-A	5 11/16" O.D.-4 holes	2
		D0HZ 1131-B	# 4029-5 3/4" O.D.-4 holes-4 1/2" bolt circle-Stemco (see-through)	2
		26483-S7	(U-172)-screw (cap to hub)-1/4"-20 x 1/2"	AR
		34805-S8	(X-62)-lockwasher-1/4"	
L-LN-LNT-LT-LTS SERIES				
73/	L-LN-LNT-LT600/800 -- 5M, 5.5M, 6M and 7M axles	TGAA 1131-A	4 1/4" O.D.-4 holes	2
73/	L-LN-LNT-LT-LTS700/900 -- 9M, 12M axles and disc wheels	8EB 1131	5 3/16" O.D.-6 holes	2
73/	L-LN-LNT-LT-LTS700/900 -- 9M, 12 axles and spoke wheels	TUAA 1131-A	5 11/16" O.D.-4 holes	2
73/	LNT-LT-LTS800/900 -- diesel, 16M, 18M axles and disc wheels	C5TZ 1131-A	6 3/8" O.D.-5 9/16" bolt circle	2
73/	L-LN-LNT-LT-LTS800/900 -- 12M center point strg. axle and spoke wheels	C9HZ 1131-A	6 3/16" O.D.-6 bolt holes-5 1/2" bolt circle	2
73/	L-LN-LNT-LT-LTS600/800 -- 6M and 7M axles	D0HZ 1131-A	# 4065-4 1/4" O.D.-4 bolt holes-3 5/8" bolt circle-Stemco (see-through)	2
73/	LNT-LT880 -- 7M axle			2
73/	L-LN-LNT-LT-LTS700/900 -- 9M, (12M exc. center point strg.) axles and spoke wheels	D0HZ 1131-B	# 4029-5 3/4" O.D.-4 bolt holes-5" bolt circle-Stemco (see-through)	2
73/	L-LN-LNT-LT-LTS700/900 -- 9M, (12M exc. center point strg.) axles and disc wheels	D0HZ 1131-C	# 4024-5 1/4" O.D.-6 bolt holes-4 1/2" bolt circle-Stemco (see-through)	2
77/79	L-LN-LNT-LT-LTS700/900 -- 12M axle w/air brakes "Before Ser. FE5,001"	★ D7HZ 1131-A r/b D9HZ 1131-C (10/80)	# 4103-6 5/16" O.D.-6 bolt holes-5 1/2" bolt circle-Stemco (see-through)	1
79	L-LN-LNT-LT-LTS700/900 -- 12M axle w/air brakes "From Ser. FE5,001"	D9HZ 1131-C	# 4172-6 5/16" O.D.-6 bolt holes-5 1/2" bolt circle-Stemco (see-through)	2
73/	L-LNT-LT-LTS800/900 -- 12M center point strg. axle and Dayton spoke wheels	D0HZ 1131-D	# 4093-6 3/16" O.D.-6 holes-5 1/2" bolt circle-Stemco (see-through)	2
73/	L-LN-LNT-LT-LTS800/900 -- 12M center point strg. axle and Gunitite spoke wheels	D0HZ 1131-E	# 4098-6 3/16" O.D.-6 holes-5 1/2" bolt circle-Stemco (see-through)	2
73/	L-LN-LNT-LT-LTS800/900 -- 12M center point strg. axle and disc wheels	D0HZ 1131-F	# 4092-6 9/16" O.D.-6 holes-5 7/8" bolt circle-Stemco(see-through)	2
73/	L-LN-LNT-LT-LTS800/900 -- 16M, 18M, 20M axles and Dayton spoke wheels	D7HZ 1131-A	# 4103-6 5/16" O.D.-6 bolt holes-5 1/2" bolt circle-Stemco (see-through)	2



BUY IT NOW!

Click Here To Order



COPYRIGHT © 1981-

FORD MOTOR
COMPANY

-DEARBORN, MICHIGAN

CHANGE 3

1973/79
TRUCK SERIES 600/900

YEAR	MODEL/RESTRICTIONS	PART NUMBER	DESCRIPTION	QTY.
1131 CAP (FRONT HUB GREASE) – Also refer to Rear Axle Parts List Section 40, page 1 – Cont'd				
L-LN-LNT-LT-LTS SERIES				
73/	L-LN-LNT-LT-LTS800/900 -- 16M, 18M, 20M axles and disc wheels	DOHZ 1131-K	# 4101-6 3/16" O.D.-3 bolt holes-5 9/16" bolt circle-Stemco (see-through)	2
73/	L-LN-LNT-LT-LTS800/900 -- 16M, 18M, 20M axles and Gunitite spoke wheels	DOHZ 1131-L	# 4094-6 3/16" O.D.-6 bolt holes-5 1/2" bolt circle-Stemco (see-through)	2
73/	LNT-LT-LTS800/900 -- 16M, 18M, 20M axles and Dayton spoke wheels	DOHZ 1131-M	6 13/64" O.D.-6 bolt holes-5 1/2" bolt circle	2
75/	LNT-LT-LTS-800/9000 -- 16M,18M,20M axles and Gunitite spoke wheels	D5HZ 1131-A	6 13/64" O.D.-6 bolt holes-5 1/2" bolt circle	2
P SERIES				
78/	P600 - 7M front axle	DOTZ 1131-A	2 7/8" O.D. - push on type	2
78/	P600 - 5.5M front axle	TGAA 1131-A	4 1/4" O.D.	2
W-WT SERIES				
73/77	W-WT900 diesel, 9M, and 12M axles	8EB 1131	5 3/16 O.D.-6 holes	2
73/75	W-WT900 -- diesel, 15M axle and disc wheels	B8QH 1131-A	5 1/2" O.D.-3 holes	2
73/77	W-WT900 -- diesel, 9M, 12M, 15M axles and spoke wheels	TUAA 1131-A	5 11/16" O.D.-4 holes	2
73/77	W-WT900 -- diesel, 12M center point steering and disc wheels	C4TZ 1131-A	6 1/2" O.D.-6 bolt holes-5 7/8" bolt circle	2
73/77	W-WT900 -- diesel, 12M center point strg. axle and spoke wheels	C9HZ 1131-A	6 3/16" O.D.-6 bolt holes-5 1/2" bolt circle	2
73/77	W-WT900 12M center point strg. axle and Gunitite spoke wheels	DOHZ 1131-E	# 4098-6 3/16" O.D.-6 holes-5 1/2" bolt circle-Stemco (see-through)	
73/77	W-WT900 -- 12M center point strg. axle and disc wheels	DOHZ 1131-F	# 4092-6 9/16" O.D.-6 holes-5 7/8" bolt circle-Stemco (see-through)	2
73/77	W-WT900 -- (12M exc. center point strg.), 15M axles and spoke wheels	DOHZ 1131-G	# 4028-5 3/4" O.D.-4 holes-5" bolt circle-Stemco (see-through)	2
73/75	W-WT900 -- 15M axle and disc wheels	DOHZ 1131-H	# 4044-5 5/8" O.D.-3 bolt holes-5" bolt circle-Stemco (see-through)	2
		20310-S8	(B-48)-bolt (cap to hub)-5/16"-18 x 1/2"	AR
		34806-S7	(X-64)-lockwasher-5/16"	
1A131 PLUG (FRONT HUB VENT)				
73/	All	DOHZ 1A131-A	With Stemco see-through seals	2
1132-3 NUT (DUAL REAR DISC WHEEL INNER)				
73/	B-C-F-P600	BB 1132	R.H. thread-# R-3/4"-16 and 1 1/8"-16 x 2 1/8" long	6
73/	B-C-F-LN700/750			AR
78/	CL-CLT900	BB 1133	L.H. thread-# L-3/4"-16 and 1 1/8"-16 x 2 1/8" long	6
73/	B-F750	C1TT 1132-A	R.H. thread-# R-3/4"-16 and 1 1/8"-16 x 2 5/8" long-use w/aluminum wheels	AR
78/	CL-CLT900	C1TT 1133-A	L.H. thread-# L-3/4"-16 and 1 1/8"-16 x 2 5/8" long-use w/aluminum wheels	AR
75/	W-WT900, C-CT800/900 L series 800/900 "After Ser. A60,000"	D5HZ 1132-A	R.H. thread-3/4"-16 and 1 1/8"-16 x 2 15/16" long-use w/aluminum wheels	AR
75/	W-WT900, C-CT800/900 L series 800/900 "After Ser. A60,000"	D5HZ 1133-A	L.H. thread- 3/4"-16 and 1 1/8"-16 x 2 15/16" long-use w/aluminum wheels	AR
1134-5 NUT (DUAL REAR DISC WHEEL OUTER) – also refer to section 11.2				
73/	B-C-F-P600	BB 1134	R.H. thread-# R-1 1/8"-16	6
73/	B-C-F-LN700/750			AR
8/	CL-CLT900	BB 1135	L.H. thread-# L-1 1/8"-16	AR



BUY IT NOW!

Click Here To Order



**1973/79
TRUCK SERIES 600/900**

YEAR	MODEL/RESTRICTIONS	PART NUMBER	DESCRIPTION	QTY.
1142 ADAPTER (REAR AXLE SHAFT STUD)				
73/	All	BB 1142-B	27/64" I.D. x 3/4" O.D.-13/16" long	AR
73/	All	7EQ 1142	1/2" I.D. x 13/16" O.D.-13/32" long	AR
75/	All	B8QH 1142-A	5/8" I.D. x 1" O.D.-9/16" long	AR
1151 STUD (DRIVE FLANGE REAR AXLE SHAFT) - also refer to section 11.1 & 11.2				
73/	B-C-F600/700, LN500	B7TZ 1151-B	7/16"-14 x 7/17"-20 x 2"	AR
73/	B-C-L-LN500/750 -- with 18M or 34M rear axles and 15" x 7" brakes	D3TZ 1151-C	1/2"-20-1/2"-13 x 2 1/2"	AR
73/	B-C-F-LN600/700	C3TZ 1151-A	7/16"-14 x 7/16"-20 x 2 3/16"-used w/15" x 4" or 15" x 4 1/2" brake -	AR
73/	B-C-CT-L-LN-LT-LTS600/800	C6TZ 1151-B	1/2"-20 x 1/2"-13 x 2 7/8"	AR
73	C-F-L700/800, LT-LTS800	D1HZ 1151-B	1/2"-20 x 1/2"-13 x 2 1/2"	AR
73/	C-CT-L-LN-LNT-LT-LTS 800/900, W-WT900 -- 12M front axle, 10 hole disc wheels and steel hubs	D1HZ 1151-B	1/2"-20 x 1/2"-13 x 2 1/2"	AR
73/	LTS900 -- 6 cyl. 855, 927 Cum. NH230, NHC250, super 250 diesel and 50M axle	D3HZ 1151-A	3/4"-10 x 3/4"-16 x 3 5/16"	AR
73/	C-CT-L-LN-LNT-LTS800/900, W-WT900 -- with 22M rear axle and 16" x 6 hyd. brakes	D3HZ 1151-F	3/4-16-3/4-10 x 3 3/4"	AR
73/77	WT900 -- diesel	C7TZ 1151-A	3/4"-16 x 2 1/4"-used w/ 15" x 7" brake	5
78/	CL-CLT9000 w/Motor Wheel disc whl & 34M rear axle	D8HZ 1151-C	1/2"-20 x 1/2"-13 x 2 7/8" long	24
78/	CL-CLT9000w/Motorwheel disc whl & 34M rear axle	D8HZ 1151-D	5/8"-18 x 5/8"-11 x 3 11/16" long	24
1151 BOLT (SPOKE WHEEL RIM CLAMP) - also refer to section 11.1 & 11.2				
73/	LT-LTS800/900 -- 18M front axle and 15" x 5" air brakes	C5TZ 1151-A	5/8"-18 x 2 1/8" front brake drum to hub	12
73/	C-LNT800/900 -- 12M center point strg. front axle	C9TZ 1151-D	1/2"-13 x 1 1/2"	AR
73/	All -- w/Dayton Steel front spider and drum assy.	C9TZ 1151-H	1/2"-20 x 1 3/4"	AR
73/	All -- w/spoke wheels	C9TZ 1151-A	3/4"-10 x 3"	AR
73/	C-L-LN800/900 W-WT800/900	D0HZ 1151-A	1/2"-20 x 2"	AR
73/	C-CT-L-LN-LNT-LT-LTS800/900 -- 9M axle and 22" wheels	D0HZ 1151-B	1/2"-20 x 2"-front brake drum to hub	AR
73/	B-C-F-LN600/750, LT-LTS800, CT800	C6TZ 1151-A	5/8" - 18 x 1 15/16" -w/15" x 5" and 16" x 4 1/2" brakes	AR
73/	LT-LTS800/900 -- diesel, 20 x 8 spoke wheels and 44M rear axle	D1HZ 1151-A	3/4"-16 x 2 1/4"	AR
73/	LNT-LT-LTS800/900 -- 16M, 18M and 20M front axles and 20" wheels	D1HZ 1151-D	3/4"-10 x 3 7/64" long w/ 15" x 6" brakes	AR
76/	All w/Budd disc whl & 22M #RR axle	D7HZ 1151-A	3/4-16 x 2 13/16 " L.H. thd	AR
76/	All w/Budd disc whl & 22M #RR axle	D7HZ 1151-B	3/4-16 x 2 13/16" R.H. thd	AR
76/	All w/Budd disc whl & 23M #RR axle	D7HZ 1151-C	3/4-16 x 2 3/4" L.H. thd	AR
76/	All w/Budd disc whl & 23M #RR axle	D7HZ 1151-D	3/4-16 x 2 3/4" R.H. thd	AR
77	LT-LTS9000	D7HZ 1151-E	5/8-2 15/16	AR
78/	CL-CLT9000w/Motorwheel disc whl & 34M rear axle	D8HZ 1151-A	3/4"-16 x 2 11/16"-R.H. THD	10
78/	CL-CLT9000w/Motorwheel disc whl & 34M rear axle	D8HZ 1151-B	3/4"-16 x 2 11/16"-L.H. THD	10
73/		358703-S8	(BB-841)-bolt-5/8"-18 x 1 15/16"	AR
73/	All -- w/spoke wheels	380853-S7-8	(MM-14-B)-nut-3/4"-10	AR



BUY IT NOW!

Click Here To Order

Copyright © 1980-

FORD MOTOR
COMPANY

-DEARBORN, MICHIGAN

NEW ISSUE



**1973/79
TRUCK SERIES 600/900**

YEAR	MODEL/RESTRICTIONS	PART NUMBER	DESCRIPTION	QTY.
1152 GASKET (FRONT AIR BRAKE SLINGER)				
73/	LT-LTS800/900, C900	B8QH 1152-A	Use w/15M front axle	2
1153 GASKET (FRONT WHEEL HUB and GREASE CAP)				
B SERIES				
73/	B600/750-5M, 5.5M 6M and 7M axles	TGAA 1153-A	Grease cap-3" I.D.-4 holes	2
73/	B600/750 -- 9M axle	TUAA 1153-A		2
C-CT SERIES				
73/	C-CT800	8Q 1153-A		2
73/	C600/700 -- 7M axle	TGAA 1153-A	Grease cap-3" I.D.-4 holes	2
73/	C-CT700/900 -- 9M, 12M axles and spoke wheels	TUAA 1153-A	Grease cap-4 1/4" I.D.-4 holes	2
73/	C-CT700/900 -- 9M, (12M exc. center point strg.) axles and disc wheels	TUAA 1153-B	Grease cap-3 5/8" I.D.-6 holes	2
73/	C-CT800/900 -- 12M center point strg. axles and disc wheels	C4TZ 1153-A	Grease cap-4 7/8" I.D. x 6 1/2" O.D.-6 bolt holes-5 7/8" bolt circle	
73/	C500-600 -- 6M and 7M axles	DOHZ 1153-A	# DOHA 1153-S-3" I.D. x 4 1/2" O.D.-3 5/8" bolt circle-4 holes-use w/see-through grease cap	2
73/	C700-900 -- 9M, (12M exc. center point strg.), 15M axles and spoke wheels	DOHZ 1153-B	# DOHA 1153-T-3 3/4" I.D. x 5 3/8" O.D.-4 holes-5" bolt circle-use w/see-through grease cap	2
73/	C700-750 -- 9M, 12M exc. center point strg.) axles and disc wheels	DOHZ 1153-C	# DOHA 1153-R-3 1/2" I.D. x 5 1/4" O.D.-6 holes-4 1/2" bolt circle-use w/see-through grease cap	2
73/	C-CT800/900 (12M center point strg.), 16M, 18M, 20M axles and spoke wheels	DOHZ 1153-D	# DOHA 1153-B-4 13/16" I.D. x 6 1/4" O.D.-6 holes-5 1/2" bolt circle-use w/see-through grease cap	2
73/	C-CT800/900 -- 12M center point strg. axle and disc wheels	DOHZ 1153-E	# C9HS 1153-A-5 1/8" I.D.-6 holes-5 7/8" bolt circle-use w/see-through grease cap	2
73/	C-CT800/900 -- 15M axle and disc wheels	DOHZ 1153-F	# DOHA 1153-L-4 1/8" I.D. x 5 5/8" O.D.-3 holes-5" bolt circle-use w/see-through grease cap	2
CL-CLT SERIES				
78/	CL-CLT9000	C4TZ 1153-B	Grease cap-6 1/4" O.D.-6 bolt holes-5 1/2" bolt circle	2
78/	CL-CLT9000	DOHZ 1153-D	# C9HS 1153-B 4 13/16 I.D. x 6 1/2" O.D.-6 holes 5 1/2-bolt circle-use w/see-through grease cap	2
F SERIES				
73/	F600-750 -- 5M, 5.5M and 7M axles	TGAA 1153-A	Grease cap-3" I.D.-4 holes	2
73/	F700/880-9M axles	TUAA 1153-A	Grease cap 4 1/4" I.D.-4 holes	2
		DOHZ 1153-B	# DOHA 1153-T-3 3/4" I.D. x 5 3/4" O.D.-4 holes 5" bolt circle-use w/see-through grease cap	2
L-LN-LNT-LT-LTS SERIES				
73/	L-LN600/900, LT-LTS800 -- 7M axle	TGAA 1153-A	Grease cap-3" I.D.-4 holes	2
73/	LN600/750-5M and 5.5M axles			2
73/	LNT-LT880 -- 7M axle			2
73/	L-LN700/900, LNT-LT-LTS800/900 -- 9M, 12M axles and spoke wheels	TUAA 1153-A	Grease cap-4 1/4" I.D.-4 holes	2
73/	L-LN700/900, LNT-LT-LTS800/900 -- 9M, 12M axles and disc wheels	TUAA 1153-B	Grease cap-3 5/8" I.D.-6 holes	2
73/	L-LN-LNT-LT-LTS800/900 -- 12M center point strg. axle and disc wheels	C4TZ 1153-A	Grease cap-4 7/8" I.D.-6 1/2" O.D.-6 holes-5 7/8" bolt circle	2
73/	L-LN-LNT-LT-LTS600/800 -- 6M and 7M axles	DOHZ 1153-A	# DOHA 1153-S-3" I.D. x 4 1/2" O.D.-4 holes-3 5/8" bolt circle-use w/see-through grease cap	2
73/	LNT-LT880 -- 7M axle			2



BUY IT NOW!

Click Here To Order



**1973/79
TRUCK SERIES 600/900**

YEAR	MODEL/RESTRICTIONS	PART NUMBER	DESCRIPTION	QTY.			
1153 GASKET (FRONT WHEEL HUB and GREASE CAP) -- Cont'd							
L-LN-LNT-LT-LTS SERIES							
73/	L-LN-LNT-LT-LTS700/900 -- 9M, 12M, 15M axles and spoke wheels	DOHZ 1153-B	# D0HA 1153-T-3 3/4" I.D. x 5 3/4" O.D.-4 holes-5" bolt circle-use w/see-through grease cap	2			
73/	L-LN-LNT-LT-LTS700/900 -- 9M, (12M exc. center point strg.) axles and disc wheels	DOHZ 1153-C	# D0HA 1153-R-3 1/2" I.D. x 5 1/4" O.D.-6 bolt holes-4 1/2" bolt circle-use w/see-through grease cap	2			
73/	L-LN-LNT-LT-LTS800/900 -- 12M center point strg. axle and Dayton or Gunitite spoke wheels	DOHZ 1153-D	# C9HS 1153-B-4 13/16" I.D. x 6 1/4" O.D.-6 holes-5 1/2" bolt circle-use w/see-through grease cap	2			
73/	L-LN-LNT-LT-LTS800/900 -- 16M, 18M, 20M axles and Dayton spoke wheels			2			
73/	L-LN-LNT-LT-LTS800/900 -- 12M center point strg. axle and disc wheels Rockwell disc wheels	DOHZ 1153-E	# C9HS 1153-A-5 1/8" I.D.-6 holes-5 7/8" bolt circle-use w/see-through grease cap	2			
73/	L-LN-LNT-LT-LTS800/900 -- 16M, 18M, 20M axles and Gunitite spoke wheels	DOHZ 1153-G	# D0HA 1153-M-4 15/16" I.D. x 6 3/4" O.D.-6 holes 5 3/4" bolt circle-use w/see-through grease cap	2			
73/	L-LN-LNT-LT-LTS800/900 -- 16M, 18M, 20M axles and Dayton spoke wheels	DOHZ 1153-H	# D0HA 1153-N-4 1/2" I.D. x 6 3/8" O.D.-3 holes-5 9/16" bolt circle-use w/see-through grease cap	2			
P SERIES							
78/	P600	TGAA 1153-A	Grease cap. - 3" I.D. - 4 holes.	2			
W-WT SERIES							
73/77	W-WT900 -- diesel, 9M, 12M axles and spoke wheels	TUAA 1153-A	Grease cap-4 1/4" I.D.-4 holes	2			
73/77	W-WT900 -- diesel, 9M, (12M exc. center point strg.) axles and disc wheels	TUAA 1153-B	Grease cap-3 5/8" I.D.-6 holes	2			
73/77	W-WT900 -- diesel, 12M center point strg. axle and disc wheels	C4TZ 1153-A	Grease cap-4 7/8" I.D. x 6 1/2" O.D.-6 bolt holes-5 7/8" bolt circle	2			
73/77	W-WT900 -- diesel	C4TZ 1153-B	Grease cap-6 1/4" O.D.-6 bolt holes-5 1/2" bolt circle	2			
73/77	W-WT900 -- 15M axle and Rockwell disc wheels	DOHZ 1153-F	# D0HA 1153-L-4 1/8" I.D. x 5 5/8" O.D.-3 holes-5" bolt circle-use w/see-through grease cap	2			
73/77	W-WT900 12M center point strg. axle and disc wheels	DOHZ 1153-E	# C9HS 1153-A-5 1/8" I.D.-6 holes-5 7/8" bolt circle-use w/see-through grease cap	2			
73/77	W-WT900 12M center point strg. axle and Dayton or Gunitite spoke wheels	DOHZ 1153-D	# C9HS 1153-B-4 13/16 I.D. x 6 1/4" O.D.-6 holes 5 1/2" bolt circle-use w/see-through grease cap	2			
73/77	W-WT900 -- 16M, 18M, 20M axles and Dayton spoke wheels			2			
1165 Refer to Group 2240							
I.D. (INCHES)	O.D. (INCHES)	THICKNESS (INCHES)	PART NUMBER	I.D. (INCHES)	O.D. (INCHES)	THICKNESS (INCHES)	PART NUMBER
1174 WIPER ASSY. (REAR AXLE SHAFT)-Refer to Rear Hub Model Application Chart in Section 11.2 for usage							
2 1/16"	2 1/2"	3/8"	7EQ 1174				
1175 RETAINER (REAR WHEEL GREASE)-Refer to Rear Hub Model Application Chart in Section 11.2 for usage							
4 3/8"	6 1/4"	5/8"	TUAA 1175-A				
4 61/64"	6 1/2"	29/32"	D7HZ 1175-B				

— COPYRIGHT © 1980 —

FORD MOTOR
COMPANY

— DEARBORN, MICHIGAN

NEW ISSUE

100% SATISFACTION GUARANTEED

BUY IT NOW!

Click Here To Order

PayPal American Express Discover MasterCard VISA

1973/79
TRUCK SERIES 600/900

CROSS REFERENCE CHART

IDENTIFICATION	USE SERVICE KIT	IDENTIFICATION	USE SERVICE KIT
1175 RETAINER (REAR WHEEL GREASE)-Refer to Rear Hub Model Application Chart in Section 11.2 for usage			
C9HA 1175-A	C9HZ 1175-A	D0HA 1175-E	D0HZ 1175-F
C9HA 1175-B	C9HZ 1175-A	D0HA 1175-F	D0HZ 1175-C
C9HA 1175-C	C9HZ 1175-B	D3HA 1175-BA	C9HZ 1175-A
C9HA 1175-D	C9HZ 1175-B	D3HA 1175-CA	C9HZ 1175-B
C9TA 1175-E	DOTZ 1175-A	D3HS 1175-BA	D0HZ 1175-D
C9TA 1175-F	DOTZ 1175-A	D3HS 1175-CA	D0HZ 1175-E
C9TA 1175-G	DOTZ 1175-B	D3HS 1175-DA	D0HZ 1175-F
C9TA 1175-H	DOTZ 1175-B	D3TA 1175-BA	DOTZ 1175-A
C9TA 1175-L	DOTZ 1175-D	D3TA 1175-CA	DOTZ 1175-B
C9TA 1175-M	DOTZ 1175-D	D3TA 1175-FA	DOTZ 1175-E
C9TA 1175-R	DOTZ 1175-E	D3TA 1175-GA	DOTZ 1175-D
D0HA 1175-A	D0HZ 1175-A	D5HA 1175-AA	D7HZ 1175-D
D0HA 1175-B	D0HZ 1175-B	D7HA 1175-AA	D7HZ 1175-A
D0HA 1175-C	D0HZ 1175-D	D7HT 1175-BA	D7HZ 1175-E
D0HA 1175-D	D0HZ 1175-E		

YEAR	MODEL/RESTRICTIONS	PART NUMBER	DESCRIPTION	QTY.
1175	OIL SEAL KIT (INNER REAR WHEEL) Refer to Rear Hub Model Application Chart in Section 11.2 for usage			
NOTE 1-	D0HA 1175-C (2-PC) has 5 11/16" O.D. and should be installed in the seal bore.			
	D3HS 1175-BA (1-PC) has 5 1/4" O.D. and should be installed in the cup bore.			
NOTE 2-	D0HA 1175-D (2-PC) has 6 1/4" O.D. and should be installed in the seal bore.			
	D3HS 1175-CA (1-PC) has 6" O.D. and should be installed in the cup bore.			
NOTE 3-	D0HA 1175-E (2-PC) has 6 1/4" O.D. and should be installed in the seal bore.			
	D3HS 1175-DA (1-PC) has 6" O.D. and should be installed in the cup bore.			

73/		C9HZ 1175-A		
Consists of				
CHICAGO RAWHIDE				
1-C9HA 1173-A	Sleeve	Alternate	NATIONAL SEAL	
1-C9HA 1175-A	Oil seal	With	1-C8HA 1173-B	Sleeve
1-Instruction sheet			1-C9HA 1175-B	Oil seal

73/		C9HZ 1175-B		
Consists of				
CHICAGO RAWHIDE				
1-C9HA 1173-B	Sleeve	Alternate	NATIONAL SEAL	
1-D3HA 1175-DA	Oil seal	With	1-C8HA 1173-C	Sleeve
1-Instruction sheet			1-D3HA 1175-CA	Oil seal

73/		DOTZ 1175-A		
Consists of				
CHICAGO RAWHIDE				
1-C9TA 1173-A	Sleeve	Alternate	NATIONAL SEAL	
1-C9TA 1175-E	Oil seal	With	1-C8TA 1173-B	Sleeve
1-Instruction sheet			1-C9TA 1175-F	Oil seal

100% SATISFACTION GUARANTEED

BUY IT NOW!

Click Here To Order

PayPal American Express Discover MasterCard VISA

**1973/79
TRUCK SERIES 600/900**

YEAR	MODEL/RESTRICTIONS	PART NUMBER	DESCRIPTION	QTY.
1175	OIL SEAL KIT (INNER REAR WHEEL) — Cont'd Refer to Rear Hub Model Application Chart in Section 11.2 for usage			
NOTE 1-	DOHA 1175-C (2-PC) has 5 11/16" O.D. and should be installed in the seal bore.			
NOTE 2-	D3HS 1175-BA (1-PC) has 5 1/4" O.D. and should be installed in the cup bore.			
NOTE 3-	DOHA 1175-D (2-PC) has 6 1/4" O.D. and should be installed in the seal bore.			
	D3HS 1175-CA (1-PC) has 6" O.D. and should be installed in the cup bore.			
	DOHA 1175-E (2-PC) has 6 1/4" O.D. and should be installed in the seal bore.			
	D3HS 1175-DA (1-PC) has 6" O.D. and should be installed in the cup bore.			
73/		DOTZ 1175-B		
	Consists of CHICAGO RAWHIDE 1-C9TA 1173-B Sleeve 1-C9TA 1175-G Oil seal 1-D3TA 1175-CA (Alt.) Oil seal 1-Instruction sheet	Alternate With	NATIONAL SEAL 1-C8TA 1173-D Sleeve 1-C9TA 1175-H Oil seal	
73/		DOTZ 1175-D		
	Consists of CHICAGO RAWHIDE 1-C8TA 1173-G Sleeve 1-D3TA 1175-GA Oil seal 1-Instruction sheet	Alternate With	NATIONAL SEAL 1-C8TA 1173-H Sleeve 1-D3TA 1175-HA Oil seal	
73/		DOTZ 1175-E		
	Consists of CHICAGO RAWHIDE 1-C9TA 1173-C Sleeve 1-D3TA 1175-EA Oil seal 1-Instruction sheet	Alternate With	NATIONAL SEAL 1-C8TA 1173-F Sleeve 1-D3TA 1175-FA Oil seal	
73/		DOHZ 1175-A	Use w/Stemco wet type seals	
	Consists of 1-DOHA 1173-A # 1064 wiper	1-DOHA 1175-A	# 2072 retainer	1-Instruction sheet
73/		DOHZ 1175-B	Use w/Stemco wet type seals	
	Consists of 1-DOHA 1173-B # 1062 wiper	1-DOHA 1175-B	# 2057 retainer	1-Instruction sheet
73/		DOHZ 1175-C	Use w/Stemco wet type seals	
	Consists of 1-DOHA 1173-C # 1012 wiper	1-DOHA 1175-F	# 2104 retainer	1-Instruction sheet
73/	NOTE 1	DOHZ 1175-D	Use w/Stemco wet type seals	
	Consists of 1-DOHA 1173-D # 1012 wiper or 1-D8HT 1173-AA # 1091 wiper	1-DOHA 1175-C or 1-D3HS 1175-BA	# 2012 retainer # 2102 retainer	1-Instruction sheet
73/	NOTE 2	DOHZ 1175-E	Use w/Stemco wet type seals	
	Consists of 1-DOHA 1173-E # 1026 wiper	1-DOHA 1175-D or 1-D3HS 1175-CA	# 2025 retainer # 2114 retainer	1-Instruction sheet



BUY IT NOW!
Click Here To Order



COPYRIGHT © 1980—

FORD MOTOR
COMPANY

—DEARBORN, MICHIGAN

NEW ISSUE

**1973/79
TRUCK SERIES 600/900**

YEAR	MODEL/RESTRICTIONS	PART NUMBER	DESCRIPTION	QTY.				
1175	OIL SEAL KIT (INNER REAR WHEEL) — Cont'd							
	Refer to Rear Hub Model Application Chart in Section 11.2 for usage							
NOTE 1-	D0HA 1175-C (2-PC) has 5 11/16" O.D. and should be installed in the seal bore.							
NOTE 2-	D3HS 1175-BA (1-PC) has 5 1/4" O.D. and should be installed in the cup bore.							
NOTE 3-	D0HA 1175-D (2-PC) has 6 1/4" O.D. and should be installed in the seal bore.							
	D3HS 1175-CA (1-PC) has 6" O.D. and should be installed in the cup bore.							
	D0HA 1175-E (2-PC) has 6 1/4" O.D. and should be installed in the seal bore.							
	D3HS 1175-DA (1-PC) has 6" O.D. and should be installed in the cup bore.							
73/	NOTE 3	DOHZ 1175-F	Use w/Stemco wet type seals					
	Consists of							
	1-D0HA 1173-F	# 1002 wiper	1-D0HA 1175-E or 1-D3HS 1175-DA	# 2005 retainer # 2113 retainer				
73/		D3HZ 1175-A						
75/		D5HZ 1175-A						
	Consists of							
	1-D5HA 1173-AA	# 310-1094 wiper	1-D5HA 1175-AA or 1-D5HA 1175-BA or 1-D5HA 1175-CA	# 320-2106 retainer # 8370038-GR retainer # 47697 retainer				
76/	"After Ser. C85,000"	D7HZ 1175-A						
	Consists of							
	1-D7HA 1173-AA	# JV-1945 wiper	1-D7HA 1175-AA	# E-3475-BJ retainer 1-Instruction sheet				
77/		D7HZ 1175-D						
	Consists of							
	1-D7HT 1173-BA	wiper	1-D5HA 1175-AA seal	1-Instruction sheet				
77/		D7HZ 1175-E						
	Consists of							
	1-D7HT 1175-BA	Seal	1-D7HT 4A423-AA wiper	1-Instruction sheet				
	I.D. (INCHES)	O.D. (INCHES)	THICKNESS (INCHES)	PART NUMBER	I.D. (INCHES)	O.D. (INCHES)	THICKNESS (INCHES)	PART NUMBER
	1181	OIL SEAL ASSY. (REAR AXLE)—Refer to Rear Hub Model Application Chart in Section 11.2 for usage.						
	2 1/2	6 1/8	1/2	B9T 1181-A	3 7/8	2 3/4	15/16	TUAA 1181-A
YEAR	MODEL/RESTRICTIONS	PART NUMBER	DESCRIPTION	QTY.				
1187	GASKET (REAR AXLE WIPER)							
73/	B-C-F-LN600/750	7EQ 1187	2 1/16" I.D. x 2 13/32" O.D.	2				
73/	CT750/850, NT850			4				
1190	RETAINER and WIPER KIT (FRONT HUB GREASE)							
	Refer to Front Hub Model Application Chart in Section 11.1 for usage							
73/		DOHZ 1190-A	Use w/Stemco wet type seals					
	Consists of							
	1-D0HA 1190-S	# 2105 retainer	1-D0HA 3B304-C	# 1008 wiper 1-Instruction sheet				
73/		DOHZ 1190-B	Use w/Stemco wet type seals					
	Consists of							
	1-D0HA 1190-R or 1-E0HT 1190-AA	# 2036 retainer retainer	1-D0HA 3B304-D 1-E0HT 3B304-AA	# 1036 wiper wiper 1-Instruction sheet				
73/		DOHZ 1190-C	Use w/Stemco wet type seals					
	Consists of							
	1-D0HA 1190-T	# 2041 retainer	1-C9HS 3B304-A	# 1028 wiper 1-Instruction sheet				
73/		DOHZ 1190-D	Use w/Stemco wet type seals					
	Consists of							
	1-D0HA 1190-L	# 2039 retainer	1-D0HA 3B304-A	# 1029 wiper 1-Instruction sheet				

100% SATISFACTION GUARANTEED

BUY IT NOW!

Click Here To Order

PayPal American Express Discover MasterCard VISA

**1973/79
TRUCK SERIES 600/900**

YEAR	MODEL/RESTRICTIONS	PART NUMBER	DESCRIPTION	QTY.
1190	RETAINER and WIPER KIT (FRONT HUB GREASE) — Cont'd Refer to Front Hub Model Application Chart in Section 11.1 for usage			
75/		D5HZ 1190-A	Use with Stemco wet type seals	
Consists of				
	1-D3TA 1190-B4A	# 320-2133 retainer 1-DOHA 3B304-D	# 1008 wiper	1-Instruction sheet
75		D5HZ 1190-D	Use with Stemco wet type seals	
Consists of				
	1-D3HA 1190-B2A	# 320-2137 retainer 1-DOHA 3B304-B	# 1037 wiper	1-Instruction sheet
1190	OIL SEAL KIT (INNER FRONT SPINDLE)			
73/		D1TZ 1190-A		
Consists of				
	1-D1TZ 1175-B	Retainer	1-D1TZ 3B304-A	Wiper
	1-D1TZ 1249-A	Seal		1-D1TZ 4676-A Seal

I.D. (INCHES)	O.D. (INCHES)	THICKNESS (INCHES)	PART NUMBER	I.D. (INCHES)	O.D. (INCHES)	THICKNESS (INCHES)	PART NUMBER
1190 RETAINER (FRONT WHEEL HUB GREASE) Refer to Front Hub Model Application Chart in Section 11.1 for usage							
2 21/32	3 3/4	3/8	C3TZ 1190-A	2 15/16	4 3/16	9/16	C9HZ 1190-A
2 7/8	4 1/8	39/64	C3TZ 1190-C				
				4 1/32	3 25/32	1/2	D0TZ 1190-A
				4 3/8	5 29/32	29/32	C5TZ 1190-B
3 1/2	4 3/8	29/32	D1HZ 1190-A	4 7/8	6 3/8	1/2	C4TZ 1190-A
3 1/2	4 29/64	17/32	C5TZ 1190-D	4 7/8	6 7/16	15/16	D1HZ 1190-B
3 1/2	4 7/8	7/8	B5QH 1190-A	4 7/8	6 3/4	1/2	C9HZ 1190-B
3 5/8	4 5/8	7/16	D1TZ 1190-B				
				3 1/2	4 27/32	29/32	D5HZ 1190-B
				4 3/8	5 19/64	63/64	D5HZ 1190-C
				3 1/2	4 9/16	49/64	D5HZ 1190-E

YEAR	MODEL/RESTRICTIONS	PART NUMBER	DESCRIPTION	QTY.
1A190	RING-RETAINING (Refer to Front Hub Model Application Chart in Sect. 11.1)			
1193	GASKET (FRONT BRAKE GREASE BAFFLE)			
73/	B-F-LN-P600/750 -- 5M, 5.5M axles	DOTZ 1193-A		2

I.D. (INCHES)	O.D. (INCHES)	THICKNESS (INCHES)	PART NUMBER	I.D. (INCHES)	O.D. (INCHES)	THICKNESS (INCHES)	PART NUMBER
1195 WASHER (FRONT HUB OUTER BEARING RETAINER) -For Front Hub usage, refer to Model Application Chart in Section 11.1 -For Front Axle usage, refer to Model Application Chart in Section 30							
1	2 11/16	5/32	DOTZ 1195-A	1 3/4	3 1/4	1/16	B8QH 1195-A
1	2 23/32	5/32	C7TZ 1195-A				
				2 1/4	4 5/16	9/32	C4TZ 1195-A
1 1/2	3	1/16	8EB 1195	2 1/4	3 7/16	1/4	D1TZ 1195-A
1 1/2"	3"	3/16"	D5HZ 1195-A	1 1/4	2 11/16	3/16	D5HZ 1195-B

I.D.	THICKNESS	IDENTIFICATION	PART NUMBER	I.D.	THICKNESS	IDENTIFICATION	PART NUMBER
1201 CONE and ROLLER (FRONT WHEEL BEARING INNER or DIFFERENTIAL BEARING) Refer to Model Application Chart in Front Hub Section 11.1 for usage							
1 7/8"	1 3/16"	3778	7EQ 1201	2 5/8"	2 1/8"	6389	B8QH 1201-A
2"	1 3/16"	45284	TGAA 1201-A	3"	2 1/8"	6461A	C5TZ 1201-A
2 1/4"	1 3/16"	39581	8Q 1201-A	3 1/8"	1 57/64"	756A	C4TZ 1201-A

O.D.	THICKNESS	IDENTIFICATION	PART NUMBER	O.D.	THICKNESS	IDENTIFICATION	PART NUMBER
1202 CUP (FRONT WHEEL BEARING INNER or DIFFERENTIAL BEARING) Refer to Model Application Chart in Front Hub Section 11.1 for usage							
2 7/8"	3/4"	25820	C3TZ 1202-A	4 1/8"	15/16"	45220	TGAA 1202-A
				4 13/16"	1 11/64"	HM 212011	B9TT 1202-A
3 7/16"	15/16"	3525	81T 1202				
3 15/16"	63/64"	3720	9N 4222	5 3/4"	1 3/4"	6320	B8QH 1202-A
3 1/4"	3/4"	25520	C3TZ 1202-B	5 7/8"	1 3/4"	6420	C5TZ 1202-A

YEAR	MODEL/RESTRICTIONS	PART NUMBER	DESCRIPTION	QTY.
1212	SPACER (FRONT HUB GREASE RETAINER)			
73/	CT800/900, LNT-LT-LTS-W-WT880/900	B8QH 1212-A	4 1/4" I.D. x 5 3/8" O.D.	2

100% SATISFACTION GUARANTEED
BUY IT NOW!
Click Here To Order

PayPal American Express Discover MasterCard VISA

**1973/79
TRUCK SERIES 600/900**

O.D.	THICKNESS	IDENTIFICATION	PART NUMBER	O.D.	THICKNESS	IDENTIFICATION	PART NUMBER
1217 CUP (FRONT WHEEL BEARING OUTER) Refer to Front Hub Model Application Chart in Section 11.1 for usage							
3 15/16"	6 3/64"	3720	9N 4222	4 3/8"	1 3/16"	532A	B8QH 1217-A
				4 7/8"	1 3/16"	552A	C5TZ 1217-A
O.D.	THICKNESS	IDENTIFICATION	PART NUMBER	O.D.	THICKNESS	IDENTIFICATION	PART NUMBER
1239 CUP (WHEEL BEARING or DIFFERENTIAL BEARING) -For Front Hub usage, refer to Model Application Chart in Section 11.1 -For Front Axle usage, refer to Model Application Chart in Section 30 -For Rear Hub usage, refer to Model Application Chart in Section 11.2							
4 7/16"	15/16"	39520	7EQH 1239	5 1/2"	7/16"	572	TUAA 1239-A
I.D.	THICKNESS	IDENTIFICATION	PART NUMBER	I.D.	THICKNESS	IDENTIFICATION	PART NUMBER
1240 CONE and ROLLER ASSY. (REAR WHEEL OUTER BEARING) -For Front Hub usage, refer to Model Application Chart in Section 11.1 -For Front Axle usage, refer to Model Application Chart in Section 30 -For Rear Hub usage, refer to Model Application Chart in Section 11.2							
1 1/2"	1 3/16"	3982	B6T 1240-A	3"	1 27/64"	575	TUAA 1240-A
				3 11/32"	1 27/64"	749	B8QH 1240-A
2 5/8"	1 3/16"	39590	7EQH 1240	3 1/4"	1 27/64"	580	B8QH 1240-B
O.D.	THICKNESS	IDENTIFICATION	PART NUMBER	O.D.	THICKNESS	IDENTIFICATION	PART NUMBER
1243 CUP (REAR WHEEL or DIFFERENTIAL BEARING) -For Front Axle usage, refer to Model Application Chart in Section 30 -For Rear Hub usage, refer to Model Application Chart in Section 11.2 -For Rear Axle usage, refer to Section 40 page 1							
4 7/16"	15/16"	3920	B6T 1243-A	5 3/8"	1 3/16"	493	B6Q 1243-A
4 5/8"	1 3/16"	33462	B4Q 1243-A				
				6"	1 3/16"	592A	TUAA 1243-A
5 1/4"	1 1/32"	47620	7EQH 1243	6 3/8"	1 1/2"	752	B8QH 1243-A
I.D.	THICKNESS	IDENTIFICATION	PART NUMBER	I.D.	THICKNESS	IDENTIFICATION	PART NUMBER
1244 CONE and ROLLER ASSY. (REAR WHEEL and DIFFERENTIAL BEARING) -For Front Axle usage, refer to Model Application Chart in Section 30 -For Rear Hub usage, refer to Model Application Chart in Section 11.2 -For Rear Axle usage, refer to Section 40, page 1							
3/4"	1 5/16"	47686	7EQH 1244	3 1/4"	1 7/16"	595	C2TZ 1244-A
2 7/8"	1 3/16"	33287	B6T 1244-C	3 5/8"	1 7/16"	598	D5HZ 1244-B
3"	1 11/64"	495AX	7EQ 1244	3 3/4"	1 7/16"	594	D7HZ 1244-A
3 5/8"	1 7/16"	598-A	D5HZ 1244-A	3 3/4"	1 9/16"	594-A	D7HZ 1244-A
YEAR	MODEL/RESTRICTIONS		PART NUMBER	DESCRIPTION			QTY.
1245 FLANGE (FRONT AXLE DRIVE) -For related Front Axle parts, refer to Model Application Chart in Section 30							
73/	F600 -- 4/W/D		DITZ 1245-A	Rockwell axle-8 holes-30 splines			2
1434 BRACKET (SPARE WHEEL CARRIER) - Improvise							
1443 CHANNEL (SPARE WHEEL CARRIER)							
73/	B-C-F-L-LN600/900		B4T 1443-B	8 3/4" dia. bolt circle-use w/ 6 hole disc wheel			1
73/	B-C-F-L-LN600/900		TUAA 1443-A	48" long-use w/ 10 hole disc wheel			1
73/	B-C-F-L-LN600/900		B5Q 1443-B	44" long-use w/ 20" spoke wheel			1
73/	C-L-LN800/900		B5QH 1443-A	48" long-use w/ 22" spoke wheel			1
77	F-FT-N-NT800/900		D6TZ 1443-A	48" long-use w/spoke wheel & 11.0 x 20 tire			1
78/	P600		51 1443-A	22.5" tires			1
78/	P600		TBAA 1443-A	Exc. 22.5" tires			1
1453 BRACKET (FRAME TO SPARE WHEEL CARRIER)							
73/	B-C-F-L-LN600/900		7EQ 1453				2
78/	P600		7RT 1453-A				2
1458 STUD (SPARE WHEEL CARRIER)							
73/	B-C-F-L-LN600/900		51 1458-A	3/4"-16 x 1 11/16"			2



BUY IT NOW!
Click Here To Order



1973/79
TRUCK SERIES 600/900

YEAR	MODEL/RESTRICTIONS	PART NUMBER	DESCRIPTION	QTY.
1471 BOLT (SPARE WHEEL CARRIER HINGE)				
73/	B-C-F-L-LN600/900	COTT 1471-A	5/8"-18 x 17" disc 9 x 20 tires	2
73/	B-C-F-LN700/750	C5TZ 1471-B	5/8"-18-overall length 18"-4" thread-10 hole disc wheel-use COTT 1471-A for spoke wheels	2
78/	P600	TDAA 1471-A	5/8"-18-overall length 13 7/16"	2
1476 NUT (SPARE WHEEL CARRIER HINGE BOLT)				
73/	B-C-F-L-LN-P600/900	51 1476-A	5/8"-18	2
1496 BAR (SPARE WHEEL CARRIER STOP)				
73/	C-L-LN800/900	TUAA 1496-A	Use w/ 22" wheels	2
73/	All	C1TZ 1496-A	Use w/ 20" wheels	1or2
78/	P600	OIT 1496-B	18 1/2" tube tires	AR
78/	P600	B6D 1496-B	20" tubeless tires	AR
78/	P600	C1TZ 1496-A	22 1/2" tires	AR



BUY IT NOW!

Click Here To Order



1973/79 TRUCK SERIES 600/900

FRONT HUB T.S.L. ‡ CROSS-REFERENCE GUIDE

HOW TO FIND A FRONT HUB SERVICE PART NUMBER FROM THE T.S.L. ‡ :

1. Locate the front hub number shown on the Truck Specification List.
2. Using the Cross-Reference below, find the correct parts list number. (Parts lists start on page 5 of this section)
3. Turn to the correct parts list number (starting on page 5) and select the front hub service part number. (The parts list can also be used to select related parts.)

If truck does not have a T.S.L., refer to Group 1104 for dimensions or page 3 of this section for model application.

‡ Truck Specification List – incl. on Louisville – built truck

T.S.L. NUMBER	BRAKE SIZE (INCHES)	PARTS LIST NO.	T.S.L. NUMBER	BRAKE SIZE (INCHES)	PARTS LIST NO.
Notes: ‡ Serviced in D2HZ 1013-A assy., details available only as special order items \$ w/o front speedometer drive, ▲ w/front speedometer drive					
D1HA 1013-AA	15 x 3 1/2	231	D3TA 1013-AGA	15 x 3,15 x 3 1/2	169
D1HA 1013-BA	15 x 3 1/2	37	D4HA 1013-GA	16 1/4 x 3 1/2	247
D1HA 1013-CA	16 x 2 1/2	95	E0D4HA 1013-GA	16 1/4 x 3 1/2	247
D1HA 1013-DA	16 x 2 1/2	41	D4HA 1013-HA	16 1/4 x 3 1/2	248
D1HA 1013-EA	16 1/4 x 3 1/2	55	D4TA 1013-BA	15 x 3 1/2	249
D1HA 1013-FB	16 1/4 x 3 1/2	62	D5HA 1013-FA	16 1/2 x 5	242
D1HA 1013-HA	15 x 3 1/2	59	D6TA 1013-EA	15 x 4	260
D1HA 1013-JA	15 x 3 1/2	107	D6TA 1013-GA	15 x 4	261
D1HA 1013-MA	16 1/4 x 3 1/2	80	D6TA 1013-KA	15 x 4	262
D1HA 1013-RA	16 1/4 x 3 1/2	82	D7HT 1013-EA	15 x 4	269
D1HA 1013-TA	15 x 3 1/2	\$3	D7HT 1013-FA	15 x 4	270
		▲9	D7HT 1013-GA	15 x 4	280
D1HA 1013-VA	15 x 3 1/2	▲9	D7HT 1013-JA	15 x 4	281
D1HA 1013-ZA	15 x 3 1/2	\$19	D7HT 1013-LA	15 x 4	282
		▲27	D7HT 1013-NA	15 x 6	283
D1HA 1013-ABA	15 x 3 1/2	▲27	D7HT 1013-RA	15 x 6	284
D1HA 1013-ACB	16 1/4 x 3 1/2	73	D7HT 1013-SA	15 x 6	285
D1HA 1013-ADA	16 1/4 x 3 1/2	57	D8HT 1013-AA	15 x 3	286
D1HA 1013-AEB	16 1/4 x 3 1/2	96	D8HT 1013-BA	14 x 2 1/2	287
D1HA 1013-AFA	16 1/4 x 3 1/2	61	D1HA 1102-AB	15 x 3 1/2	214
D1HA 1013-AGA	17 1/4 x 3 1/2	85	D1HA 1102-CB	16 1/4 x 3 1/2	213
D1HA 1013-AHA	17 1/4 x 3 1/2	87	D1HA 1102-FB	15 x 3 1/2	\$226
D1HA 1013-AJA	17 1/4 x 3 1/2	86	D1HA 1102-GB	15 x 3 1/2	▲227
D1HA 1013-AKA	17 1/4 x 3 1/2	88	D1HA 1102-HB	15 x 3 1/2	▲228
D1HA 1013-ANA	15 x 6	225	D1HA 1102-JB	15 x 3 1/2	\$229
D1TA 1013-AA	14 x 2 1/2	17	D1HA 1102-KA	16 1/4 x 3 1/2	16
D1TA 1013-CA	14 x 2 1/2	208	D1HA 1102-LA	16 1/4 x 3 1/2	159
D1TA 1013-EA	15 x 3	89	D1TA 1102-AA	13 x 2 1/4	273
D1TA 1013-FA	15 x 3	90	D1TA 1102-ABA	14 x 2 1/2	223
D1TA 1013-GA	16 x 2 1/2	39	D1TA 1102-ACA	14 x 2 1/2	21
D1TA 1013-JA	15 x 3 1/2	169	D1TA 1102-ADA	15 x 3	217
D1TA 1013-KA	15 x 3 1/2	35	D1TA 1102-AEA	15 x 3	218
D1TA 1013-LA	16 X 2 1/2	288	D1TA 1102-AFA	14 x 2 1/2	219
D1TA 1013-MA	16 x 2 1/2	46	D1TA 1102-AHA	16 x 2 1/2	216
D1TA 1013-NA	16 1/4 x 3 1/2	49	D1TA 1102-AJA	16 x 2 1/2	215
D1TA 1013-RB	16 1/4 x 3 1/2	78	D1TA 1102-AKA	15 x 3,15 x 3 1/2	69
D2HA 1013-AA		‡	D1TA 1102-ALA	16 x 2 1/2	74
D3HA 1013-CA	16 1/2 x 5	242	D1TA 1102-AMA	16 1/4 x 3 1/2	77
D3HA 1013-HA	16 1/2 x 5	243	D2HS 1102-EA	15 x 6	230
D3HA 1013-BEA	15 x 3,15 x 3 1/2	231	D3HA 1102-HA	16 1/2 x 5	250
D3TA 1013-GA	15 x 5	244	D3TA 1102-HA	15 x 3 1/2	267
D3TA 1013-HA	15 x 3 1/2	245			
D3TA 1013-MA	15 x 5	246			

BUY IT NOW!

Click Here To Order

1973/79
TRUCK SERIES 600/900

T.S.L. NUMBER	BRAKE SIZE (INCHES)	PARTS LIST NO.	T.S.L. NUMBER	BRAKE SIZE (INCHES)	PARTS LIST NO.
Notes: ‡ Serviced in D2HZ 1013-A assy., details available only as special order items \$ w/o front speedometer drive, ▲ w/front speedometer drive					
D3TA 1102-JA	15 x 3 1/2	252	D1TA 1103-AFA	14 x 2 1/2	219
D3TA 1102-VA	15 x 5	253	D1TA 1103-AHA	16 x 2 1/2	216
D3TA 1102-ARA	16 x 2 1/2	233	D1TA 1103-AJA	16 x 2 1/2	215
D3TA 1102-ASA	16 1/4 x 3 1/2	234	D1TA 1103-AKA	15 x 3, 15 x 3 1/2	69
D4HA 1102-EA	16 1/4 x 3 1/2	254	D1TA 1103-ALA	16 x 2 1/2	74
D4TA 1102-TA	15 x 3 1/2	255	D1TA 1103-AMA	16 1/4 x 3 1/2	77
D4TA 1102-VA	15 x 3 1/2	256	D2HS 1103-EA	15 x 6	230
D5HA 1102-CA	DISC	257	D3HA 1103-HA	16 1/2 x 5	250
D6TA 1102-BVA	15 x 4	263	D3TA 1103-HA	15 x 3 1/2	267
D6TA 1102-BZA	15 x 4	264	D3TA 1103-JA	15 x 3 1/2	252
D6TA 1102-CBA	15 x 4	265	D3TA 1103-VA	15 x 5	253
D6TA 1102-CDA	15 x 4	266	D3TA 1103-ARA	16 x 2 1/2	233
D7HT 1102-SA	15 x 4	274	D3TA 1103-ASA	16 1/4 x 3 1/2	234
D7HT 1102-UA	15 x 4	268	D4HA 1103-EA	16 1/2 x 3 1/2	254
D7HT 1102-VA	15 x 6	279	D4TA 1103-TA	15 x 3 1/2	255
D8HT 1102-AA	15 x 4	275	D4TA 1103-VA	15 x 3 1/2	256
D8HT 1102-BA	15 x 4	276	D5HA 1103-CA	DISC	257
D8HT 1102-CA	14 x 2 1/2	223	D6TA 1103-BVA	15 x 4	263
D8HT 1102-EA	15 x 3	217	D6TA 1103-BZA	15 x 4	264
D8HT 1102-FA	15 x 3	218	D6TA 1103-CBA	15 x 4	265
D8HT 1102-GA	15 x 2 1/2	69	D6TA 1103-CDA	15 x 4	266
D8HT 1102-JA	15 x 4	277	D7HT 1103-SA	15 x 4	274
D8HT 1102-MA	15 x 4	278	D7HT 1103-UA	15 x 4	268
D1HA 1103-AB	15 x 3 1/2	214	D7HT 1103-VA	15 x 6	279
D1HA 1103-CB	16 1/4 x 3 1/2	213	D8HT 1103-AA	15 x 4	275
D1HA 1103-FB	15 x 3 1/2	\$226	D8HT 1103-BA	15 x 4	276
D1HA 1103-HB	15 x 3 1/2	▲228	D8HT 1103-CA	14 x 2 1/2	223
D1HA 1103-KA	16 1/4 x 3 1/2	16	D8HT 1103-EA	15 x 3	217
D1HA 1103-LA	16 1/4 x 3 1/2	159	D8HT 1103-FA	15 x 3	218
D1TA 1103-AA	13 x 2 1/4	273	D8HT 1103-GA	15 x 2 1/2	69
D1TA 1103-ABA	14 x 2 1/2	223	D8HT 1103-JA	15 x 4	277
D1TA 1103-ACA	14 x 2 1/2	21	D8HT 1103-MA	15 x 4	278
D1TA 1103-ADA	15 x 3	217	D5HA 2B542-BA	DISC	258
D1TA 1103-AEA	15 x 3	218	D5HA 2B542-CA	DISC	259

100% SATISFACTION GUARANTEED

BUY IT NOW!

Click Here To Order

PayPal American Express Discover MasterCard VISA

1973/79 TRUCK SERIES 600/900

HOW TO UTILIZE FRONT HUB and DRUM PARTS LIST

1. Determine front axle capacity of the truck model for which the part is desired.
2. Select appropriate parts list number from the Model Application Chart below.
3. Refer to the Parts List (starting on page 5) for the following items:

1012	Nut-wheel	1190	Retainer-front wheel grease
1014	Hub assy.-front spoke wheel	1195	Washer-front hub outer bearing
1104	Hub assy.-front disc wheel	1201	Cone & roller assy.-front wheel inner bearing
1107-8	Bolt-hub	1202	Cup-front wheel inner bearing
1118-9	Bolt-hub	1216	Cone & roller assy.-front wheel outer bearing
1120-1	Nut-wheel	1217	Cup-front wheel outer bearing
1125	Drum-front brake		

For dimensions or identification numbers, on the above items, refer to the appropriate group.

MODEL APPLICATION CHART for FRONT HUBS, DRUMS & RELATED PARTS

For Rear Hubs, Drums, etc., refer to Section 11.2

FRONT AXLE CAPACITY	MODEL	BRAKE SIZE (inches)	YEAR	†	‡	@	●	FRONT AXLE CAPACITY	MODEL	BRAKE SIZE (inches)	YEAR	†	‡	@	●	
				O	S	A	LIST NO.					O	S	A	LIST NO.	
				K	I	K						K	I	K		
				E	C	E						E	C	E		
Notes: @ B-Budd D-Dayton G-Gunite (Div. of Kelsey Hayes CO.) R-Rockwell † size shown in inches ‡ Number of holes for mounting studs shown ● Parts lists follow this application chart																
4700 lb.	All	13 x 2 1/4	78	5	K	273		7000 lb.	Exc. F-B600/880, LN700/750	15 x 3 1/2	75/	20		D	245	
5000 lb, 5500 lb	All	14 x 2 1/2	73/77	20	D	17			F-B600/880, LN700/750		75/	20		D	249	
			78/	20	D	287			Exc. F-B600/880, LN700/750		75/		6	B	267	
			73/75		6	D	21		F-B600/880, LN700/750		75/		6	B	255	
			73/77		6	B	223		Exc. F-B600/880, LN700/750		75/		10	B	252	
			78/		6	B	223		F-B600/880, LN700/750		75/		10	B	256	
6000 lb	All	14 x 2 1/2	73/	20	D	208			F-B600/880, LN700/750	15 x 4	75/77	20		D	260	
			73/		6	B	219		F-B600/880, LN700/750		78/	20		D	280	
	All	15 x 3	73/77	20	D	90			Exc. F-B600/880, LN700/750		75/77	20		D	261	
			78/	20	D	286			Exc. F-B600/880, LN700/750		78/	20		D	281	
			73/	20	G	89			F-B600/880, LN700/750		75/77		6	B	263	
			73/		6	B	217		F-B600/880, LN700/750		78/		6	B	277	
			73/		10	B	218		Exc. F-B600/880, LN700/750		75/77		6	B	264	
	Exc. LN600/750	15 x 3 1/2	75/	20	D	245			Exc. F-B600/880, LN700/750		78/		6	B	278	
	LN600/750		75/	20	D	249			F-B600/880, LN700/750		73/77		10	B	265	
	Exc. LN600/750		75/		6	B	267		F-B600/880, LN700/750		78/		10	B	275	
	LN600/750		75/		6	B	255		Exc. F-B600/880, LN700/750		73/77		10	B	266	
	All	16 x 2 1/2	73/75	20	G	39			Exc. F-B600/880, LN700/750		78/		10	B	276	
			73/75		6	B	216		All	16 x 2 1/2	73/75	20		G	39	
			73/75		10	B	215				73/75		6	B	216	
7000 lb	All	15 x 3	73/77	20	D	90					73/75		10	B	215	
			78/	20	D	286										
			73/	20	G	89										
			73/		6	B	217									
			73/		10	B	218									



BUY IT NOW!

Click Here To Order



1973/79 TRUCK SERIES 600/900

MODEL APPLICATION CHART for FRONT HUBS, DRUMS & RELATED PARTS

For Rear Hubs, Drums, etc., refer to Section 11.2

FRONT AXLE CAPACITY	MODEL	BRAKE SIZE (inches)	YEAR	†	‡	@	●	PARTS LIST NO.	FRONT AXLE CAPACITY	MODEL	BRAKE SIZE (inches)	YEAR	†	‡	@	●	PARTS LIST NO.
---------------------	-------	---------------------	------	---	---	---	---	----------------	---------------------	-------	---------------------	------	---	---	---	---	----------------

Notes: @ B-Budd D-Dayton G-Gunite (Div. of Kelsey Hayes CO.) R-Rockwell

† size shown in inches ‡ Number of holes for mounting studs shown

● Parts lists follow this application chart% 20" or 22 1/2" #22" or 24 1/2"

7500 lb. 9000 lb.	All	15 x 3	73/	6	R	29			12000 lb. (Exc. Center Point Steering)	All	15 x 4	78/ 78/ 78/ 78/	20 22 10 10	D D D G	269 270 268 274
	All	15 x 3 & 15 x 3 1/2	73/75 73/ 73/ 73/ 73/	20 20 22 22 10	G D G D B	35 169 37 231 69				All "Before Ser. W40,001"	16 1/4 x 3 1/2	73/75 75/77	20 20	D D	57 247
	All	15 x 4	75/77 78/ 75/77 78/ 75/77 78/	20 20 22 22 10 10	D D D D B B	261 281 262 282 266 276				"From Ser. W40,001"		73/75	20	G	73
	All	15 x 5	75/76 75/76 75/76	20 22 10	D D B	244 246 253				"Before Ser. W40,001"		73/75 75/77	22 22	D D	61 248
	All	16 x 2 1/2	73/75 73/75 73/75 73	20 20 22 10	G D D B	46 288 95 41 74				"From Ser. W40,001"		73/75 73/75	22 22	D D	248 248
	All	16 1/4 x 3 1/2	73/75 73/75 73/75 73/75 73	20 20 22 22 10	D G D G B	49 78 55 62 77				Uses steel hubs		73/75	22	G	96
	All	16 1/4 x 3 1/2	73/75 73/75 73/75 73	20 20 22 10	D G D B	49 78 55 62 77				Uses alum. hubs		73/75 75/77	10 10	R R G	16 159 254
	All	16 x 2 1/2	73/75 73/75 73/75 73	20 20 22 10	G D D B	46 288 95 41 74				All	16 1/2 x 5	75/76 75/76 75/76	20 22 10	D D G	242 243 250
	All	16 1/4 x 3 1/2	73/75 73/75 73/75 73/75 73	20 20 22 22 10	D G D G B	49 78 55 62 77				All	15 x 6	78/ 78/ 78/ 78/	20 22 24 10	G G G G	283 284 285 279
	All	16 1/4 x 3 1/2	73/75 73/75 73/75 73/75 73	20 20 22 22 10	D G D G B	49 78 55 62 77				All	17 1/4 x 3 1/2	73/75 73/75 73/75 73/75	20 20 22 22	D G D G	87 85 88 86
12000 lb (Center Point Steering)	All	15 x 3 1/2	73/75 73/75 73/75	20 22 10	D G R	59 107 214			16000 lb, 18000 lb, 20000 lb	All	15 x 6	73/75 73/75 78/ 78/ 78/ 78/	20 10 20 22 24 10	D R G G G G	225 230 283 284 285 279
	All	16 1/4 x 3 1/2	73/75 73/75 73/75 73/75	20 22 10	D D R	80 82 213				All	DISC	75/ 75/ 75/	% # 10	G G G	258 259 257
12000 lb. (Exc. Center Point Steering)	All-w/o front speedo. drive	15 x 3 &	73/	20	D	3			All	DISC	75/ 75/ 75/	% # 10	G G G	258 259 257	
	w/front speedo. drive	15 x 3 1/2	73/75	20	D	9									
	w/front speedo. drive		73/75	22	D	27									
	w/o front speedo. drive		73/	22	D	19									
	Uses steel hubs w/frt. speedo. drive		73/75	10	R	227									
	Uses alum. hubs w/frt. speedo. drive		73/75	10	R	229									
	Uses alum. hubs w/o frt. speedo. drive		73/77	10	R	228									
Uses steel hubs w/o frt. speedo. drive		73/77	10	R	226										



BUY IT NOW!

Click Here To Order



**1973/79
TRUCK SERIES 600/900**

QTY.	PART NUMBER	DESCRIPTION	QTY.	PART NUMBER	DESCRIPTION
FRONT HUB and DRUM PARTS LISTS					
For model application, refer to page 3 of this section					
PARTS LIST NO. 3			PARTS LIST NO. 17		
2	C9TZ 1014-Y	Hub	2	D0TZ 1014-A	Hub
10	C5TZ 1120-B	Nut (R.H. and L.H. drum) 1/2"-20	10	C5TZ 1120-B	Nut (R.H. and L.H. drum) 1/2"-20
2	D0HZ 1125-C	Drum	2	B7Q 1125-A	Drum
10	★C9TZ 1151-A	Stud (rim)-r/b D5HZ 1151-B (10/79)	10	★C9TZ 1151-A	Stud (rim)-r/b D5HZ 1151-B (10/79)
10	D0HZ 1151-B	Bolt (R.H. and L.H. drum)	10	C9TZ 1151-H	Bolt (R.H. and L.H. drum)
2	D5HZ 1190-B	Retainer (grease)-w/o Stemco wet type seals	2	D0TZ 1190-A	Retainer
3	D0HZ 1190-B	Retainer (grease)-w/Stemco wet type seals	2	D0TZ 1195-A	Washer
2	8EB 1195	Washer	2	7EQ 1201	Bearing (inner)
2	B9TT 1202-A	Cup (inner bearing)	2	C3TZ 1202-A	Cup (outer bearing)
2	B5QH 1216-A	Bearing (outer)	2	C3TZ 1216-B	Bearing (outer)
2	C4TZ 1216-A	Bearing (inner)	2	9N 4222	Cup (inner bearing)
2	9N 4222	Cup (outer bearing)	10	★34944-S	Lockwasher (drum bolt)-1/2"
10	★34944-S	Lockwasher (drum bolt)-1/2"	10	380853-S7-8	(MM-14-B)-nut (rim stud)-3/4"-10
10	380853-S7-8	(MM-14-B)-nut (rim stud)-3/4"-10	PARTS LIST NO. 19		
PARTS LIST NO. 9			2	C9TZ 1014-Z	Hub
2	C9TZ 1014-Y	Hub	2	D0HZ 1125-C	Drum
10	C5TZ 1120-B	Nut (R.H. and L.H. drum) 1/2" - 20	10	C5TZ 1120-B	Nut (R.H. and L.H. drum) 1/2"-20
1	D0HZ 1125-D	Drum (R.H.)	10	★C9TZ 1151-A	Stud (rim)-r/b D5HZ 1151-B (10/79)
1	D0HZ 1125-C	Drum (L.H.)	10	D0HZ 1151-B	Bolt (R.H. and L.H. drum)
10	★C9TZ 1151-A	Stud (rim)-r/b D5HZ 1151-B (10/79)	2	D5HZ 1190-B	Retainer
10	D0HZ 1151-B	Bolt (R.H. and L.H. drum)	2	8EB 1195	Washer
2	D5HZ 1190-B	Retainer (grease)-w/o Stemco wet type seals	2	B9TT 1202-A	Cup (inner bearing)
2	D0HZ 1190-B	Retainer (grease)-w/Stemco wet type seals	2	B5QH 1216-A	Bearing (outer)
2	8EB 1195	Washer	2	C4TZ 1216-A	Bearing (inner)
2	B9TT 1202-A	Cup (inner bearing)	2	9N 4222	Cup (outer bearing)
2	B5QH 1216-A	Bearing (outer)	10	380853-S7-8	(MM-14-B)-nut (rim stud)-3/4"-10
2	C4TZ 1216-A	Bearing (inner)	PARTS LIST NO. 21		
2	9N 4222	Cup (outer bearing)	2	D0TZ 1104-A	Hub
10	★34944-S	Lockwasher (drum bolt)-1/2"	6	D0TZ 1107-D	Bolt (R.H. drum)
10	380853-S7-8	(MM-14-B)-nut (rim stud)-3/4"-10	6	D0TZ 1108-C	Bolt (L.H. drum)
PARTS LIST NO. 16			6	BB 1120	Nut (R.H. drum bolt)-3/4"-16
2	C9TZ 1104-A	Hub	6	BB 1121	Nut (L.H. drum bolt)-3/4"-16
20	C9TZ 1107-A	Bolt (R.H. hub)-3/4"-16 x 2 11/16"	2	C3TZ 1125-M	Drum
20	C9TZ 1107-B	Boit (L.H. hub)-3/4"-16 x 2 11/16"	2	D0TZ 1190-A	Retainer
20	BB 1120	Nut (R.H. hub)-3/4"-16	2	D0TZ 1195-A	Washer
20	BB 1121	Nut (L.H. hub)-3/4"-16	2	7EQ 1201	Bearing (inner)
2	B8QH 1125-B	Drum	2	C3TZ 1202-A	Cup (outer bearing)
10	D1HZ 1151-B	Stud (drum)	2	C3TZ 1216-B	Bearing (outer)
2	D5HZ 1190-B	Retainer (grease)-w/o Stemco wet type seals	2	9N 4222	Cup (inner bearing)
2	D0HZ 1190-B	Kit (grease retainer)-w/Stemco wet type seals	PARTS LIST NO. 27		
2	8EB 1195	Washer	2	C9TZ 1014-Z	Hub
2	B9TT 1202-A	Cup (inner bearing)	10	C5TZ 1120-B	Nut (R.H. and L.H. drum) 1/2"-20
2	B5QH 1216-A	Bearing (outer)	1	D0HZ 1125-C	Drum (L.H.)
2	C4TZ 1216-A	Bearing (inner)	1	D0HZ 1125-D	Drum (R.H.)
10	33846-S8	(M-69)-nut (drum stud)-1/2"-20	10	★C9TZ 1151-A	Stud (rim)-r/b D5HZ 1151-B (10/79)
10	34809-S8	(X-68)-lockwasher (drum stud)-1/2"	10	D0HZ 1151-B	Bolt (R.H. and L.H. drum)
			2	D5HZ 1190-B	Retainer
			2	8EB 1195	Washer
			2	B9TT 1202-A	Cup (inner bearing)
			2	B5QH 1216-A	Bearing (outer)
			2	C4TZ 1216-A	Bearing (inner)
			2	9N 4222	Cup (outer bearing)
			10	★34944-S	Lockwasher (drum bolt)1/2"
			10	380853-S7-8	(MM-14-B)-nut (rim stud)-3/4"-10



BUY IT NOW!

Click Here To Order



1973/79
TRUCK SERIES 600/900

QTY.	PART NUMBER	DESCRIPTION	QTY.	PART NUMBER	DESCRIPTION
FRONT HUB and DRUM PARTS LISTS — Cont'd					
For model application, refer to page 3 of this section					
PARTS LIST NO. 29			PARTS LIST NO. 39		
2	D1TZ 1104-A	Hub	2	DOTZ 1014-B	Hub
6	D1TZ 1107-A	Bolt (R.H. hub)	2	D1TZ 1125-C	Drum
6	D1TZ 1108-A	Bolt (L.H. hub)	10	★C9TZ 1151-A	Stud (rim)-r/b D5HZ 1151-B (10/79)
6	BB 1120	Nut (R.H. hub)	2	C9HZ 1190-A	Retainer (grease)-w/o Stemco wet type seals
6	BB 1121	Nut (L.H. hub)	2	D0HZ 1190-A	Kit (grease retainer)-w/Stemco wet type seals--"Before Ser. W40,001"
2	D1TZ 1125-A	Drum	2	D5HZ 1190-A	Kit (grease retainer)-w/Stemco wet type seals--"From Ser. W40,001"
2	D1TZ 1190-B	Retainer	2	DOTZ 1195-A	Washer
2	D1TZ 1195-A	Washer	2	TGAA 1201-A	Bearing (inner)
2	7EQH 1239	Cup (inner bearing)	2	C3TZ 1202-A	Cup (outer bearing)
2	D1TZ 1239-A	Bearing (outer)	2	TGAA 1202-A	Cup (inner bearing)
2	7EQH 1240	Bearing (inner)	2	C3TZ 1216-A	Bearing (outer)
2	TCAA 1243-A	Cup (outer bearing)	10	33846-S8	(M-69)-nut (drum)-1/2"-20
PARTS LIST NO. 35			10	370114-S8	(BB-250)-bolt (drum)-1/2"-20 x 1 3/4"
2	C9TZ 1014-C	Hub	10	380853-S7-8	(MM-14-B)-nut (rim stud)-3/4"-10
2	D1HZ 1125-G	Drum	PARTS LIST NO. 41		
10	★C9TZ 1151-A	Stud (rim)-r/b D5HZ 1151-B (10/79)	2	C9TZ 1014-U	Hub
10	D0HZ 1151-A	Bolt (R.H. and L.H. drum)-1/2"-20 x 2"	2	D1TZ 1125-C	Drum
2	D5HZ 1190-B	Retainer (grease)w/o Stemco wet type seals	10	★C9TZ 1151-A	Stud (rim)-r/b D5HZ 1151-B (10/79)
2	D0HZ 1190-B	Kit (grease retainer)-w/Stemco wet type seals--"Before Ser. W40,001"	10	D0HZ 1151-A	Bolt (R.H. and L.H. drum)-1/2"-20 x 2"
2	D5HZ 1190-A	Kit (grease retainer)-w/ Stemco wet type seals--"From Ser. W40,001"	2	D5HZ 1190-B	Retainer (grease)-w/o Stemco wet type seals
2	8EB 1195	Washer	2	D0HZ 1190-B	Kit (grease retainer)-w/Stemco wet type seals--"Before Ser. W40,001"
2	8Q 1201-A	Bearing (inner)	2	D5HZ 1190-A	Kit (grease retainer)-w/Stemco wet type seals--"From Ser. W40,001"
2	81T 1202	Cup (outer bearing)	2	8EB 1195	Washer
2	8EB 1216	Bearing (outer)	2	8Q 1201-A	Bearing (inner)
2	7EQH 1239	Cup (inner bearing)	2	81T 1202	Cup (outer bearing)
10	33846-S8	(M-69)-nut (R.H. and L.H. drum)	2	8EB 1216	Bearing (outer)
10	380853-S7-8	(MM-14-B)-nut (rim stud)-3/4"-10	2	7EQH 1239	Cup (inner bearing)
PARTS LIST NO. 37			10	33846-S8	(M-69)-nut (R.H. and L.H. drum)
2	C9TZ 1014-U	Hub	10	380853-S7-8	(MM-14-B)-nut (rim stud)-3/4"-10
2	D1HZ 1125-G	Drum	PARTS LIST NO. 46		
10	★C9TZ 1151-A	Stud (rim)-r/b D5HZ 1151-B (10/79)	2	C9TZ 1014-C	Hub
10	D0HZ 1151-A	Bolt (R.H. and L.H. drum)-1/2"-20 x 2"	2	D1TZ 1125-C	Drum
2	D5HZ 1190-B	Retainer (grease)-w/o Stemco wet type seals	10	★C9TZ 1151-A	Stud (rim)-r/b D5HZ 1151-B (10/79)
2	D0HZ 1190-B	Kit (grease retainer)-w/Stemco wet type seals--"Before Ser. W40,001"	10	D0HZ 1151-A	Bolt (R.H. and L.H. drum)-1/2"-20 x 2"
2	D5HZ 1190-A	Kit (grease retainer)-w/Stemco wet type seals--"From Ser. W40,001"	2	D5HZ 1190-B	Retainer (grease)-w/o Stemco wet type seals
2	8EB 1195	Washer	2	D0HZ 1190-B	Kit (grease retainer)-w/Stemco wet type seals--"Before Ser. W40,001"
2	8Q 1201-A	Bearing (inner)	2	D5HZ 1190-A	Kit (grease retainer)-w/Stemco wet type seals--"From Ser. W40,001"
2	81T 1202	Cup (outer bearing)	2	8EB 1195	Washer
2	8EB 1216	Bearing (outer)	2	8Q 1201-A	Bearing (inner)
2	7EQH 1239	Cup (inner bearing)			
10	33846-S8	(M-69)-nut (R.H. and L.H. drum)			
10	380853-S7-8	(MM-14-B)-nut (rim stud)-3/4"-10			



BUY IT NOW!

Click Here To Order



1973/79
TRUCK SERIES 600/900

QTY.	PART NUMBER	DESCRIPTION	QTY.	PART NUMBER	DESCRIPTION
FRONT HUB and DRUM PARTS LISTS — Cont'd					
For model application, refer to page 3 of this section					
PARTS LIST NO. 46 — Cont'd			PARTS LIST NO. 57		
2	81T 1202	Cup (outer bearing)	2	C9TZ 1014-Y	Hub
2	8EB 1216	Bearing (outer)	10	C5TZ 1120-B	Nut (R.H. and L.H. drum) 1/2"-20
2	7EQH 1239	Cup (inner bearing)	2	D1HZ 1125-H	Drum
10	33846-S8	(M-69)-nut (R.H. and L.H. drum)	10	★C9TZ 1151-A	Stud (rim)-r/b D5HZ 1151-B (10/79)
10	380853-S7-8	(MM-14-B)-nut (rim stud)-3/4"-10	10	C9TZ 1151-H	Bolt (R.H. and L.H. drum)- 1/2"-20 x 1 3/4"
PARTS LIST NO. 49			PARTS LIST NO. 59		
2	C9TZ 1014-T	Hub	2	D5HZ 1190-B	Retainer (grease)-w/o Stemco wet type seals
10	C5TZ 1120-B	Nut (R.H. and L.H. drum) 1/2"-20	2	D0HZ 1190-B	Kit (grease retainer)-w/Stemco wet type seals
2	D1HZ 1125-H	Drum	2	8EB 1195	Washer
10	★C9TZ 1151-A	Stud (rim)-r/b D5HZ 1151-B (10/79)	2	B9TT 1202-A	Cup (inner bearing)
10	C9TZ 1151-H	Bolt (R.H. and L.H. drum)	2	B5QH 1216-A	Bearing (outer)
2	D5HZ 1190-B	Retainer (grease)-w/o Stemco wet type seals	2	C4TZ 1216-A	Bearing (inner)
2	D0HZ 1190-B	Kit (grease retainer)-w/Stemco wet type seals—"Before Ser. W40,001"	2	9N 4222	Cup (outer bearing)
2	D5HZ 1190-A	Kit (grease retainer)-w/Stemco wet type seals—"From Ser. W40,001"	10	★34944-S	Lockwasher (drum bolt)-1/2"
2	8EB 1195	Washer	10	380853-S7-8	(MM-14-B)-nut (rim stud)-3/4"-10
2	8Q 1201-A	Bearing (inner)	PARTS LIST NO. 59		
2	81T 1202	Cup (outer bearing)	2	C9HZ 1014-B	Hub
2	8EB 1216	Bearing (outer)	2	D0HZ 1125-E	Drum
2	7EQH 1239	Cup (inner bearing)	10	C7TZ 1151-A	Bolt (R.H. and L.H. drum)- 3/4"-16 x 2 1/4"
10	★34944-S	Lockwasher (drum bolt)-1/2"	10	★C9TZ 1151-A	Stud (rim)-r/b D5HZ 1151-B (10/79)
10	380853-S7-8	(MM-14-B)-nut (rim stud)-3/4"-10	2	C9HZ 1190-B	Retainer (grease)-w/o Stemco wet type seals
PARTS LIST NO. 55			PARTS LIST NO. 59		
2	C9TZ 1014-U	Hub	2	D0HZ 1190-C	Kit (grease retainer)-w/Stemco wet type seals
10	C5TZ 1120-B	Nut (R.H. and L.H. drum) 1/2"-20	2	C4TZ 1195-A	Washer
2	D1HZ 1125-H	Drum	2	C4TZ 1201-A	Bearing (inner)
10	★C9TZ 1151-A	Stud (rim)-r/b D5HZ 1151-B (10/79)	2	B9TT 1202-A	Cup (outer bearing)
10	C9TZ 1151-H	Bolt (R.H. and L.H. drum)- 1/2"-20 x 1 3/4"	2	C4TZ 1216-A	Bearing (outer)
2	D5HZ 1190-B	Retainer (grease)-w/o Stemco wet type seals	2	B8QH 1243-A	Cup (inner bearing)
2	D0HZ 1190-B	Kit (grease retainer)-w/Stemco wet type seals—"Before Ser. W40,001"	10	34853-S7	(X-77)-lockwasher (drum bolt)-3/4"
2	D5HZ 1190-A	Kit (grease retainer)-w/Stemco wet type seals—"From Ser. W40,001"	10	★354463-S	Nut (R.H. and L.H. drum)
2	8EB 1195	Washer	10	380853-S7-8	(MM-14-B)-nut (rim stud)-3/4"-10
2	8Q 1201-A	Bearing (inner)	PARTS LIST NO. 61		
2	81T 1202	Cup (outer bearing)	2	C9TZ 1014-Z	Hub
2	8EB 1216	Bearing (outer)	10	C5TZ 1120-B	Nut (R.H. and L.H. drum) 1/2"-20
2	7EQH 1239	Cup (inner bearing)	2	D1HZ 1125-H	Drum
10	★34944-S	Lockwasher (drum bolt)-1/2"	10	★C9TZ 1151-A	Stud (rim)-r/b D5HZ 1151-B (10/79)
10	380853-S7-8	(MM-14-B)-nut (rim stud)-3/4"-10	10	C9TZ 1151-H	Bolt (R.H. and L.H. drum)
			2	D5HZ 1190-B	Retainer (grease)-w/o Stemco wet type seals
			2	D0HZ 1190-B	Kit (grease retainer)-w/Stemco wet type seals
			2	8EB 1195	Washer
			2	B9TT 1202-A	Cup (outer bearing)
			2	Bearing (outer)	
			2	C4TZ 1216-A	Bearing (inner)
			2	9N 4222	Cup (outer bearing)
			10	★34944-S	Lockwasher (drum bolt)-1/2"
			10	380853-S7-8	(MM-14-B)-nut (rim stud)-3/4"-10

100% SATISFACTION GUARANTEED

BUY IT NOW!

Click Here To Order

COPYRIGHT © 1980—

FORD MOTOR
COMPANY

—DEARBORN, MICHIGAN

NEW ISSUE

1973/79
TRUCK SERIES 600/900

QTY.	PART NUMBER	DESCRIPTION	QTY.	PART NUMBER	DESCRIPTION
FRONT HUB and DRUM PARTS LISTS — Cont'd					
For model application, refer to page 3 of this section					
PARTS LIST NO. 62			PARTS LIST NO. 74		
2	C9TZ 1014-U	Hub	2	TUAA 1104-A	Hub
2	D1HZ 1125-H	Drum	10	7EQ 1118	Bolt (R.H. hub)-3/4"-16 x 2 3/8"
10	★C9TZ 1151-A	Stud (rim)-r/b D5HZ 1151-B (10/79)	10	7EQ 1119	Bolt (L.H. hub)-3/4"-16 x 2 3/8"
10	D0HZ 1151-A	Bolt (R.H. and L.H. drum)- 1/2"-20 x 2"	10	BB 1120	Nut (R.H. hub)-3/4"-16
2	D5HZ 1190-B	Retainer (grease)-w/o Stemco wet type seals	10	BB 1121	Nut (L.H. hub)-3/4"-16
2	D0HZ 1190-B	Kit (grease retainer)-w/Stemco wet type seals--"Before Ser. W40,001"	2	B7Q 1125-B	Drum
2	D5HZ 1190-A	Kit (grease retainer)-w/Stemco wet type seals--"From Ser. W40,001"	2	D5HZ 1190-B	Retainer (grease)-w/o Stemco-wet type seals
2	8EB 1195	Washer	2	D0HZ 1190-B	Kit (grease retainer)-w/Stemco wet type seals
2	8Q 1201-A	Bearing (inner)	2	8EB 1195	Washer
2	81T 1202	Cup (outer bearing)	2	8Q 1201-A	Bearing (inner)
2	8EB 1216	Bearing (outer)	2	81T 1202	Cup (outer bearing)
2	7EQH 1239	Cup (inner bearing)	2	8EB 1216	Bearing (outer)
10	33846-S8	(M-69)-nut (R.H. and L.H. drum)- 1/2"-20	2	7EQH 1239	Cup (inner bearing)
10	380853-S7-8	(MM-14-B)-nut (rim stud)-3/4"-10	10	20432-S7-8	(B-121)-bolt (drum)-1/2"-13 x 1 1/4"
PARTS LIST NO. 69			10	34809-S8	(X-68)-lockwasher (drum bolt)-1/2"
2	C5TZ 1104-D	Hub	PARTS LIST NO. 77		
10	C5TZ 1118-A	Bolt (R.H. drum)-1/4"-16 x 2 7/8"	2	TUAA 1104-A	Hub
10	C5TZ 1119-A	Bolt (L.H. drum)-3/4"-16 x 2 7/8"	10	7EQ 1118	Bolt (R.H. hub)-3/4"-16 x 2 3/8"
8	BB 1120	Nut (R.H. drum bolt)-3/4"-16	10	7EQ 1119	Bolt (L.H. hub)-3/4"-16 x 2 3/8"
8	BB 1121	Nut (L.H. drum bolt)-3/4"-16	10	BB 1120	Nut (R.H. hub)-3/4"-16
2	C5TZ 1125-D	Drum	10	BB 1121	Nut (L.H. hub)-3/4"-16
2	C5TZ 1190-D	Retainer (grease)-w/o Stemco wet type seals	2	B8QH 1125-C	Drum
2	D0HZ 1190-B	Kit (grease retainer)-w/Stemco wet type seals--"Before Ser. W40,001"	2	D5HZ 1190-B	Retainer (grease)-w/o Stemco-wet type seals
2	D5HZ 1190-A	Kit (grease retainer)-w/ Stemco wet type seals--"From Ser. W40,001"	2	D0HZ 1190-B	Kit (grease retainer)-w/Stemco wet type seals
2	8EB 1195	Washer	2	8EB 1195	Washer
2	8Q 1201-A	Bearing (inner)	2	8Q 1201-A	Bearing (inner)
2	81T 1202	Cup (outer bearing)	2	81T 1202	Cup (outer bearing)
2	8EB 1216	Bearing (outer)	2	8EB 1216	Bearing (outer)
2	7EQH 1239	Cup (inner bearing)	2	7EQH 1239	Cup (inner bearing)
PARTS LIST NO. 73			10	20432-S7-8	(B-121)-bolt (drum)-1/2"-13 x 1 1/4"
2	C9TZ 1014-E	Hub	10	34809-S8	(X-68)-lockwasher (drum bolt)-1/2"
2	D1HZ 1125-H	Drum	PARTS LIST NO. 78		
10	★C9TZ 1151-A	Stud (rim)-r/b D5HZ 1151-B (10/79)	2	C9TZ 1014-C	Hub
10	D0HZ 1151-A	Bolt (R.H. and L.H. drum)- 1/2"-20 x 2"	2	D1HZ 1125-H	Drum
2	D5HZ 1190-B	Retainer (grease)-w/o Stemco wet type seals	10	★C9TZ 1151-A	Stud (rim)-r/b D5HZ 1151-B (10/79)
2	D0HZ 1190-B	Kit (grease retainer)-w/Stemco wet type seals--"Before Ser. W40,001"	10	D0HZ 1151-A	Bolt (R.H. and L.H. drum)- 1/2"-20 x 2"
2	D5HZ 1190-A	Kit (grease retainer)-w/Stemco wet type seals--"From Ser. W40,001"	2	D5HZ 1190-B	Retainer (grease)-w/o Stemco wet type seals
2	8EB 1195	Washer	2	D0HZ 1190-B	Kit (grease retainer)-w/Stemco wet type seals--"Before Ser. W40,001"
2	B9TT 1202-A	Cup (inner bearing)	2	D5HZ 1190-A	Kit (grease retainer)-w/Stemco wet type seals--"From Ser. W40,001"
2	B5QH 1216-A	Bearing (outer)	2	8EB 1195	Washer
2	C4TZ 1216-A	Bearing (inner)	2	8Q 1201-A	Bearing (inner)
2	9N 4222	Cup (outer bearing)	2	81T 1202	Cup (outer bearing)
10	33846-S8	(M-69) nut (R.H. and L.H. drum)- 1/2"-20	2	8EB 1216	Bearing (outer)
10	380853-S7-8	(MM-14-B)-nut (rim stud)-3/4"-10	2	7EQH 1239	Cup (inner bearing)
			10	33846-S8	(M-69)-nut (R.H. and L.H. drum)
			10	380853-S7-8	(MM-14-B)-nut (rim stud)-3/4"-10



BUY IT NOW!

Click Here To Order



**1973/79
TRUCK SERIES 600/900**

QTY.	PART NUMBER	DESCRIPTION	QTY.	PART NUMBER	DESCRIPTION
FRONT HUB and DRUM PARTS LISTS — Cont'd					
For model application, refer to page 3 of this section					
PARTS LIST NO. 80			PARTS LIST NO. 86		
2	C9HZ 1014-B	Hub	2	C9TZ 1014-K	Hub
2	D1HZ 1125-J	Drum	2	D1HZ 1125-B	Drum
2	C7TZ 1151-A	Bolt (R.H. and L.H. drum)	12	★C9TZ 1151-A	Stud (rim)-r/b D5HZ 1151-B (10/79)
10	★C9TZ 1151-A	Stud (rim)-r/b D5HZ 1151-B (10/79)	12	C9TZ 1151-D	Bolt (R.H. and L.H. drum)
2	C9HZ 1190-B	Retainer (grease)-w/o Stemco wet type seals	2	B8QH 1190-A	Retainer (grease)-w/o Stemco wet type seals
2	D0HZ 1190-C	Kit (grease retainer)-w/Stemco wet type seals	2	D0HZ 1190-D	Kit (grease retainer)-w/Stemco wet type seals
2	C4TZ 1195-A	Washer	2	B8QH 1195-A	Washer
2	C4TZ 1201-A	Bearing (inner)	2	B8QH 1201-A	Bearing (inner)
2	B9TT 1202-A	Cup (outer bearing)	2	B8QH 1202-A	Cup (inner bearing)
2	C4TZ 1216-A	Bearing (outer)	2	B8QH 1216-A	Bearing (outer)
2	B8QH 1243-A	Cup (inner bearing)	2	B8QH 1217-A	Cup (outer bearing)
10	★354463-S	Nut (R.H. and L.H. drum)	12	380853-S7-8	(MM-14-B)-nut (rim stud)-3/4"-10
10	34913-S8	(X-107)-lockwasher (drum bolt)3/4"	PARTS LIST NO. 87		
10	380853-S7-8	(MM-14-B)-nut (rim stud)-3/4"-10	2	C9TZ 1014-AC	Hub
PARTS LIST NO. 82			12	C5TZ 1120-B	Nut (R.H. and L.H. drum) 1/2"-20
2	C9HZ 1014-C	Hub	2	D1HZ 1125-A	Drum
2	D1HZ 1125-J	Drum	12	★C9TZ 1151-A	Stud (rim)-r/b D5HZ 1151-B (10/79)
10	C7TZ 1151-A	Bolt (R.H. and L.H. drum)	12	C9TZ 1151-H	Bolt (R.H. and L.H. drum)
10	★C9TZ 1151-A	Stud (rim)-r/b D5HZ 1151-B (10/79)	2	B8QH 1190-A	Retainer (grease)-w/o Stemco wet type seals
2	C9HZ 1190-B	Retainer (grease)-w/o Stemco wet type seals	2	D0HZ 1190-D	Kit (grease retainer)-w/Stemco wet type seals
2	D0HZ 1190-C	Kit (grease retainer)-w/Stemco wet type seals	2	B8QH 1195-A	Washer
2	C4TZ 1195-A	Washer	2	B8QH 1201-A	Bearing (inner)
2	C4TZ 1201-A	Bearing (inner)	2	B8QH 1202-A	Cup (inner bearing)
2	B9TT 1202-A	Cup (outer bearing)	2	B8QH 1216-A	Bearing (outer)
2	C4TZ 1216-A	Bearing (outer)	2	B8QH 1217-A	Cup (outer bearing)
2	B8QH 1243-A	Cup (inner bearing)	12	★34944-S	Lockwasher (drum bolt)-1/2"
10	34913-S8	(X-107)-lockwasher (drum bolt)3/4"	12	380853-S7-8	(MM-14-B)-nut (rim stud)-3/4"-10
10	★354463-S	Nut (R.H. and L.H. drum)	PARTS LIST NO. 88		
10	380853-S7-8	(MM-14-B)-nut (rim stud)3/4"-10	2	C9TZ 1014-AD	Hub
PARTS LIST NO. 85			12	C5TZ 1120-B	Nut (R.H. and L.H. drum) 1/2"-20
2	C9TZ 1014-J	Hub	2	D1HZ 1125-A	Drum
2	D1HZ 1125-B	Drum	12	★C9TZ 1151-A	Stud (rim)-r/b D5HZ 1151-B (10/79)
12	★C9TZ 1151-A	Stud (rim)-r/b D5HZ 1151-B (10/79)	12	C9TZ 1151-H	Bolt (R.H. and L.H. drum)
12	C9TZ 1151-D	Bolt (R.H. and L.H. drum)	2	B8QH 1190-A	Retainer (grease)-w/o Stemco wet type seals
2	B8QH 1190-A	Retainer (grease)-w/o Stemco wet type seals	2	D0HZ 1190-B	Kit (grease retainer)-w/Stemco wet type seals
2	D0HZ 1190-D	Kit (grease retainer)-w/Stemco wet type seals	2	B8QH 1195-A	Washer
2	B8QH 1195-A	Washer	2	B8QH 1201-A	Bearing (inner)
2	B8QH 1201-A	Bearing (inner)	2	B8QH 1202-A	Cup (inner bearing)
2	B8QH 1202-A	Cup (inner bearing)	2	B8QH 1216-A	Bearing (outer)
2	B8QH 1216-A	Bearing (outer)	2	B8QH 1217-A	Cup (outer bearing)
2	B8QH 1217-A	Cup (outer bearing)	12	★34944-S	Lockwasher (drum bolt)-1/2"
12	380853-S7-8	(MM-14-B)-nut (rim stud)3/4"-10	12	380853-S7-8	(MM-14-B)-nut (rim stud)-3/4"-10



BUY IT NOW!

Click Here To Order



**1973/79
TRUCK SERIES 600/900**

QTY.	PART NUMBER	DESCRIPTION	QTY.	PART NUMBER	DESCRIPTION
FRONT HUB and DRUM PARTS LISTS — Cont'd					
For model application, refer to page 3 of this section					
PARTS LIST NO. 159			PARTS LIST NO. 213		
2	C8TZ 1104-B	Hub (aluminum)	2	C9HZ 1104-B	Hub
2	B8QH 1125-B	Drum	10	D2HZ 1107-A	Bolt (R.H. drum)-1 1/8"-16 x 3 5/32"
10	C8TZ 1107-G	Bolt (R.H. hub)-1 1/8"-16 x 3 3/16"	10	D2HZ 1108-A	Bolt (L.H. drum)-1 1/8"-16 x 3 5/32"
10	C8TZ 1107-F	Bolt (L.H. hub)-1 1/8"-16 x 3 3/16"	2	C4TZ 1125-F	Drum
10	BB 1134	Nut (R.H. hub)-1 1/8"-16	10	BB 1134	Nut (R.H. drum bolt)-1 1/8"-16
10	BB 1135	Nut (L.H. hub)-1 1/8"-16	10	BB 1135	Nut (L.H. drum bolt)-1 1/8"-16
20	D1HZ 1151-B	Stud (drum)	2	C4TZ 1190-A	Retainer (grease)-w/o Stemco wet type seals
2	D5HZ 1190-B	Retainer	2	D0HZ 1190-C	Kit (grease retainer)-w/Stemco wet type seals
2	8EB 1195	Washer	2	C4TZ 1195-A	Washer
2	B9TT 1202-A	Cup (inner bearing)	2	C4TZ 1201-A	Bearing (inner)
2	9N 4222	Cup (outer bearing)	2	B9TT 1202-A	Cup (outer bearing)
2	C4TZ 1216-A	Bearing (inner)	2	C4TZ 1216-A	Bearing (outer)
2	B5QH 1216-A	Bearing (outer)	2	C4TZ 1216-A	Bearing (outer)
20	33846-S8	(M-69)-nut (drum stud)-1/2"-20	2	B8QH 1243-A	Cup (inner bearing)
20	34809-S8	(X-68)-lockwasher (drum stud)-1/2"	PARTS LIST NO. 214		
PARTS LIST NO. 169			PARTS LIST NO. 214		
2	C9TZ 1014-T	Hub	2	C9HZ 1104-C	Hub
10	C5TZ 1120-B	Nut (R.H. and L.H. drum) 1/2"-20	10	D2HZ 1107-A	Bolt (R.H. drum)-1 1/8"-16 x 3 5/32"
10	D3HZ 1A122-A	Washer (drum bolt)-R.H. and L.H.	10	D2HZ 1108-A	Bolt (L.H. drum)-1 1/8"-16 x 3 5/32"
2	D0HZ 1125-C	Drum	2	C4TZ 1125-C	Drum
10	★C9TZ 1151-A	Stud (rim)-r/b D5HZ 1151-B (10/79)	10	BB 1134	Nut (R.H. drum bolt)-1 1/8"-16
AR	C9TZ 1151-H	Bolt (R.H. and L.H. drum)	10	BB 1135	Nut (L.H. drum bolt)-1 1/8"-16
2	D0HZ 1190-B	Kit (grease retainer)-w/hyd. brakes and Stemco wet type seals	2	C4TZ 1190-A	Retainer (grease)-w/o Stemco wet type seals
2	D5HZ 1190-A	Kit (grease retainer)-w/air brakes and Stemco wet type seals	2	D0HZ 1190-C	Kit (grease retainer)-w/Stemco wet type seals
2	D5HZ 1190-E	Retainer (grease)-w/o Stemco wet type seals	2	C4TZ 1195-A	Washer
2	8EB 1195	Washer	2	C4TZ 1201-A	Bearing (inner)
2	8Q 1201-A	Bearing (inner)	2	B9TT 1202-A	Cup (outer bearing)
2	81T 1202	Cup (outer bearing)	2	C4TZ 1216-A	Bearing (outer)
2	8EB 1216	Bearing (outer)	2	B8QH 1243-A	Cup (inner bearing)
2	7EQH 1239	Cup (inner bearing)	PARTS LIST NO. 215		
10	380853-S7-8	(MM-14-B)-nut (rim stud)-3/4"-10	2	D0TZ 1104-C	Hub
PARTS LIST NO. 208			10	7EQ 1118	Bolt (R.H. hub)-3/4"-16 x 2 3/8"
2	D0TZ 1014-C	Hub	10	7EQ 1119	Bolt (L.H. hub)-3/4"-16 x 2 3/8"
2	B7Q 1125-A	Drum	2	B7Q 1125-B	Drum
10	C5TZ 1120-B	Nut (R.H. and L.H. drum) 1/2"-20	2	C9HZ 1190-A	Retainer (grease)-w/o Stemco wet type seals
10	★C9TZ 1151-A	Stud (rim)-r/b D5HZ 1151-B (10/79)	2	D0HZ 1190-A	Kit (grease retainer)-w/Stemco wet type seals-"Before Ser. W40,001"
10	D0HZ 1151-B	Bolt (R.H. and L.H. drum)	2	D5HZ 1190-A	Kit (grease retainer)-w/Stemco wet type seals-"From Ser. W40,001"
2	C9HZ 1190-A	Retainer (grease)-w/o Stemco wet type seals	2	C7TZ 1195-A	Washer
2	D0HZ 1190-A	Kit (grease retainer)-w/Stemco wet type seals-"Before Ser. W40,001"	2	TGAA 1201-A	Bearing (inner)
2	D5HZ 1190-A	Kit (grease retainer)-w/Stemco wet type seals-"From Ser. W40,001"	2	C3TZ 1202-A	Cup (outer bearing)
2	C7TZ 1195-A	Washer	2	TGAA 1202-A	Cup (inner bearing)
2	TGAA 1201-A	Bearing (inner)	2	C3TZ 1216-A	Bearing (outer)
2	C3TZ 1202-A	Cup (outer bearing)	10	34424-S7	(M-84)-nut (R.H. and L.H. drum bolt)-1/2"-20
2	TGAA 1202-A	Cup (inner bearing)	10	34809-S8	(X-68)-lockwasher (drum bolt)-1/2"
2	C3TZ 1216-B	Bearing (outer)	10	352170-S8	(BB-246)-bolt (R.H. and L.H. drum)-1/2"-20 x 1 9/16"
Consists of					
10	★34944-S	Lockwasher (drum bolt)-1/2"			
10	380853-S7-8	(M-14-B)-nut (rim stud)3/4"-10			



BUY IT NOW!

Click Here To Order



1973/79
TRUCK SERIES 600/900

QTY.	PART NUMBER	DESCRIPTION	QTY.	PART NUMBER	DESCRIPTION
FRONT HUB and DRUM PARTS LISTS — Cont'd					
For model application, refer to page 3 of this section					
PARTS LIST NO. 216			PARTS LIST NO. 218 — Cont'd		
2	DOTZ 1104-B	Hub	2	C3TZ 1216-A	Bearing (outer)
6	C4TZ 1107-E	Bolt (R.H. drum)-3/4"-16 x 2 5/8"	10	34424-S7	(M-84)-nut (drum bolt)-1/2"-20
6	C4TZ 1107-F	Bolt (L.H. drum)-3/4"-16 x 2 5/8"	10	34809-S8	(X-68)-lockwasher (drum bolt)-1/2"
6	BB 1120	Nut (R.H. drum bolt)-3/4"-16	10	371172-S	(BB-247)-bolt 1/2"-20 x 1 11/16"
6	BB 1121	Nut (L.H. drum bolt)-3/4"-16	PARTS LIST NO. 219		
2	C3TZ 1125-E	Drum	2	DOTZ 1104-B	Hub
2	C9HZ 1190-A	Retainer (grease)-w/o Stemco wet type seals	6	C4TZ 1107-E	Bolt (R.H. drum)-3/4"-16 x 2 5/8"
2	D0HZ 1190-A	Kit (grease retainer)-w/Stemco wet type seals--"Before Ser. W40,001"	6	C4TZ 1107-F	Bolt (L.H. drum)-3/4"-16 x 2 5/8"
2	D5HZ 1190-A	Kit (grease retainer)-w/Stemco wet type seals--"From Ser. W40,001"	6	BB 1120	Nut (R.H. drum bolt)-3/4"-16
2	C7TZ 1195-A	Washer	6	BB 1121	Nut (L.H. drum bolt)-3/4"-16
2	7EQ 1201	Bearing (inner)	2	C3TZ 1125-N	Drum
2	C3TZ 1202-A	Cup (outer bearing)	2	C9HZ 1190-A	Retainer (grease)-w/o Stemco wet type seals
2	TGAA 1202-A	Cup (inner bearing)	2	D0HZ 1190-A	Kit (grease retainer)-w/Stemco-wet type seals--"Before Ser. W40,001"
2	C3TZ 1216-B	Bearing (outer)	2	D5HZ 1190-A	Kit (grease retainer)-w/Stemco wet type seals--"From Ser. W40,001"
PARTS LIST NO. 217			2	C7TZ 1195-A	Washer
2	DOTZ 1104-B	Hub	2	TGAA 1201-A	Bearing (inner)
6	C4TZ 1107-E	Bolt (R.H. drum)-3/4"-16 x 2 5/8	2	C3TZ 1202-A	Cup (outer bearing)
4	C4TZ 1107-F	Bolt (L.H. drum)-3/4"-16 x 2 5/8"	2	TGAA 1202-A	Cup (inner bearing)
4	BB 1120	Nut (R.H. drum bolt)-3/4"-16	2	C3TZ 1216-B	Bearing (outer)
4	BB 1121	Nut (L.H. drum bolt)-3/4"-16	PARTS LIST NO. 223		
2	C4TZ 1125-D	Drum	2	DOTZ 1104-E	Hub
2	C9HZ 1190-A	Retainer (grease)-w/o Stemco wet type seals	6	DOTZ 1107-D	Bolt (R.H. drum)-3/4"-16 x 2 23/32"
2	D0HZ 1190-A	Kit (grease retainer)-w/Stemco wet type seals--"Before Ser. W40,001"	6	DOTZ 1108-C	Bolt (L.H. drum)-3/4"-16 x 2 23/32"
2	D5HZ 1190-A	Kit (grease retainer)-w/Stemco wet type seals--"From Ser. W40,001"	4	BB 1120	Nut (R.H. drum bolt)-3/4"-16
2	C7TZ 1195-A	Washer	4	BB 1121	Nut (L.H. drum bolt)-3/4"-16
2	TGAA 1201-A	Bearing (inner)	2	C3TZ 1125-M	Drum
2	C3TZ 1202-A	Cup (outer bearing)	2	DOTZ 1190-A	Retainer
2	TGAA 1202-A	Cup (inner bearing)	2	DOTZ 1195-A	Washer
2	C3TZ 1216-A	Bearing (outer)	2	7EQ 1201	Bearing (inner)
PARTS LIST NO. 218			2	C3TZ 1202-A	Cup (outer bearing)
2	DOTZ 1104-C	Hub	2	C3TZ 1216-B	Bearing (outer)
10	7EQ 1118	Bolt (R.H. hub)	2	9N 4222	Cup (inner bearing)
10	7EQ 1119	Bolt (L.H. hub)	PARTS LIST NO. 225		
8	BB 1120	Nut (R.H. hub)	2	D0HZ 1014-A	Hub
8	BB 1121	Nut (L.H. hub)	12	C5TZ 1120-A	Nut (R.H. and L.H. drum) 5/8" - 18
2	C4TZ 1125-E	Drum	2	D1HZ 1125-K	Drum
2	C9HZ 1190-A	Retainer (grease)-w/o Stemco wet type seals	12	C5TZ 1151-A	Bolt (R.H. and L.H. drum)
2	D0HZ 1190-A	Kit (grease retainer)-w/Stemco wet type seals--"Before Ser. W40,001"	12	D1HZ 1151-D	Stud (rim)-3/4"-10
2	D5HZ 1190-A	Kit (grease retainer)-w/Stemco wet type seals--"From Ser. W40,001"	2	C5TZ 1190-B	Retainer (grease)-w/o Stemco wet type seals
2	C7TZ 1195-A	Washer	2	D5HZ 1190-D	Kit (grease retainer)-w/Stemco wet type seals
2	TGAA 1201-A	Bearing (inner)	2	C5TZ 1195-A	Washer
2	C3TZ 1202-A	Cup (outer bearing)	2	C5TZ 1201-A	Bearing (inner)
2	TGAA 1202-A	Cup (inner bearing)	2	C5TZ 1202-A	Cup (inner bearing)
2	C3TZ 1216-A	Bearing (outer)	2	C5TZ 1216-A	Bearing (outer)
2	TGAA 1202-A	Cup (inner bearing)	2	C5TZ 1217-A	Cup (outer bearing)
			12	★ 34944-S	Lockwasher (drum bolt)-1/2"
			12	380853-S7-8	(MM-14-B)-nut (rim stud)-3/4"-10

100% SATISFACTION GUARANTEED

BUY IT NOW!

Click Here To Order

PayPal American Express Discover MasterCard VISA

1973/79
TRUCK SERIES 600/900

QTY.	PART NUMBER	DESCRIPTION	QTY.	PART NUMBER	DESCRIPTION
FRONT HUB and DRUM PARTS LISTS — Cont'd					
For model application, refer to page 3 of this section					
PARTS LIST NO. 226			PARTS LIST NO. 228		
2	C9TZ 1104-A	Hub	2	C8TZ 1104-B	Hub (aluminum)
10	C9TZ 1107-A	Bolt (hub)-R.H.-3/4"-16 x 2 11/16"	10	C8TZ 1107-F	Bolt (L.H. hub)-1 1/8"-16 x 3 3/16"
10	C9TZ 1107-B	Bolt (hub)-L.H.-3/4"-16 x 2 11/16"	10	C8TZ 1107-G	Bolt (R.H. hub)-1 1/8"-16 x 3 3/16"
10	BB 1120	Nut (R.H. hub)-3/4"-16	2	D1HZ 1125-E	Drum-incl. 5 (1151) studs
10	BB 1121	Nut (L.H. hub)-3/4"-16	10	BB 1134	Nut (R.H. hub bolt)-1 1/8"-16
2	D1HZ 1125-C	Drum-incl. 5 (1151) studs	10	BB 1135	Nut (L.H. hub bolt)-1 1/8"-16
10	D1HZ 1151-B	Stud (drum)-R.H. and L.H.- 1/2"-13 x 1/2"-20 x 2 1/2"	10	D1HZ 1151-C	Stud (R.H. and L.H. drum)- 1/2"-13 x 1/2"-20 x 2 3/4"
2	D5HZ 1190-B	Retainer (grease)-w/o Stemco wet type seals	2	D5HZ 1190-B	Retainer (grease)-w/o Stemco wet type seals
2	D0HZ 1190-B	Kit (grease retainer)-w/Stemco wet type seals	2	D0HZ 1190-B	Kit (grease retainer)-w/Stemco wet type seals
2	8EB 1195	Washer	2	8EB 1195	Washer
2	B9TT 1202-A	Cup (inner bearing)	2	B9TT 1202-A	Cup (inner bearing)
2	B5QH 1216-A	Bearing (outer)	2	B5QH 1216-A	Bearing (outer)
2	C4TZ 1216-A	Bearing (inner)	2	C4TZ 1216-A	Bearing (inner)
2	9N 4222	Cup (outer bearing)	2	9N 4222	Cup (outer bearing)
10	33846-S8	(M-69)-nut (R.H. and L.H. drum stud) 1/2"-20	10	33846-S8	(M-69)-nut (R.H. and L.H. drum)- 1/2"-20
10	34809-S8	(X-68)-lockwasher (drum stud)-1/2"	10	34809-S8	(X-68)-lockwasher (drum stud)-1/2"
PARTS LIST NO. 227			PARTS LIST NO. 229		
2	C9TZ 1104-A	Hub	2	C8TZ 1104-B	Hub (aluminum)
10	C9TZ 1107-A	Bolt (hub)-R.H.-3/4"-16 x 2 11/16"	10	C8TZ 1107-F	Bolt (L.H. hub)-1 1/8"-16 x 3 3/16"
10	C9TZ 1107-B	Bolt (hub)-L.H.-3/4"-16 x 2 11/16"	10	C8TZ 1107-G	Bolt (R.H. hub)-1 1/8"-16 x 3 3/16"
10	BB 1120	Nut (R.H. hub)-3/4"-16	1	D1HZ 1125-E	Drum (L.H.)-incl. 5 (1151) studs
10	BB 1121	Nut (L.H. hub)-3/4"-16	1	D1HZ 1125-F	Drum (R.H.)-incl. 5 (1151) studs
1	D1HZ 1125-C	Drum (L.H.)-incl. 5 (1151) studs	10	BB 1134	Nut (R.H. hub bolt)-1 1/8"-16
1	D1HZ 1125-D	Drum (R.H.)-incl. 5 (1151) studs	10	BB 1135	Nut (L.H. hub bolt)-1 1/8"-16
10	D1HZ 1151-B	Stud (drum)-R.H. and L.H.- 1/2"-13 x 1/2"-20 x 2 1/2"	10	D1HZ 1151-C	Stud (R.H. and L.H. drum)- 1/2"-13 x 1/2"-20 x 2 3/4"
2	D5HZ 1190-B	Retainer (grease)-w/o Stemco wet type seals	2	D5HZ 1190-B	Retainer (grease)-w/o Stemco wet type seals
2	D0HZ 1190-B	Kit (grease retainer)-w/Stemco wet type seals	2	D0HZ 1190-B	Kit (grease retainer)-w/Stemco wet type seals
2	8EB 1195	Washer	2	8EB 1195	Washer
2	B9TT 1202-A	Cup (inner bearing)	2	B9TT 1202-A	Cup (inner bearing)
2	B5QH 1216-A	Bearing (outer)	2	B5QH 1216-A	Bearing (outer)
2	C4TZ 1216-A	Bearing (inner)	2	C4TZ 1216-A	Bearing (inner)
2	9N 4222	Cup (outer bearing)	2	9N 4222	Cup (outer bearing)
10	33846-S8	(M-69)-nut (R.H. and L.H. drum)- 1/2"-20	10	33846-S8	(M-69)-nut (R.H. and L.H. drum)- 1/2"-20
10	34809-S8	(X-68)-lockwasher (drum stud)-1/2"	10	34809-S8	(X-68)-lockwasher (drum stud)-1/2"



BUY IT NOW!

Click Here To Order



COPYRIGHT © 1980—

FORD MOTOR
COMPANY

—DEARBORN, MICHIGAN

NEW ISSUE

1973/79
TRUCK SERIES 600/900

QTY.	PART NUMBER	DESCRIPTION	QTY.	PART NUMBER	DESCRIPTION
FRONT HUB and DRUM PARTS LISTS — Cont'd					
For model application, refer to page 3 of this section					
PARTS LIST NO. 230			PARTS LIST NO. 233 — Cont'd		
2	D3TZ 1104-A	Hub	2	7EQH 1239	Cup (inner bearing)
10	D2HZ 1107-A	Bolt (R.H. drum)	10	20432-S7-8	(B-121)-bolt (drum)-1/2"-13 x 1 1/4"
10	D2HZ 1108-A	Bolt (L.H. drum)	10	34809-S8	(X-68)-lockwasher (drum bolt)-1/2"
2	D3TZ 1125-A	Drum	PARTS LIST NO. 234		
10	BB 1134	Nut (R.H. drum bolt)-1 1/8"-16	1	D3TZ 1104-D	Hub (R.H.)
10	BB 1135	Nut (L.H. drum bolt)-1 1/8"-16	1	D3TZ 1104-E	Hub (L.H.)
2	C5TZ 1190-B	Retainer (grease)-w/o Stemco wet type seals	10	7EQ 1118	Bolt (R.H. hub)-3/4"-16 x 2 3/8"
2	D5HZ 1190-D	Kit (grease retainer)-w/Stemco wet type seals	10	7EQ 1119	Bolt (L.H. hub)-3/4"-16 x 2 3/8"
2	C5TZ 1195-A	Washer	10	BB 1120	Nut (R.H. hub)-3/4"-16
2	C5TZ 1201-A	Bearing (inner)	10	BB 1121	Nut (L.H. hub)-3/4"-16
2	C5TZ 1202-A	Cup (inner bearing)	2	B8QH 1125-C	Drum
2	C5TZ 1216-A	Bearing (outer)	2	D5HZ 1190-B	Retainer (grease)-w/o Stemco wet type seals
2	C5TZ 1217-A	Cup (outer bearing)	2	D0HZ 1190-B	Kit (grease retainer)-w/Stemco wet type seals--"Before Ser. W40,001"
PARTS LIST NO. 231			2	D5HZ 1190-A	Kit (grease retainer)-w/Stemco wet type seals--"From Ser. W40,001"
2	C9TZ 1014-U	Hub	2	8EB 1195	Washer
10	C5TZ 1120-B	Nut (drum bolt)-R.H. and L.H. 1/2"-20	2	8Q 1201-A	Bearing (inner)
10	D3HZ 1A122-A	Washer (drum bolt)	2	81T 1202	Cup (outer bearing)
2	D0HZ 1125-C	Drum	2	8EB 1216	Bearing (outer)
10	★C9TZ 1151-A	Stud (rim)-r/b D5HZ 1151-B (10/79)	2	7EQH 1239	Cup (inner bearing)
10	D0HZ 1151-B	Bolt (R.H. and L.H. drum)	10	20432-S7-8	(B-121)-bolt (drum)-1/2"-13 x 1 1/4"
2	D5HZ 1190-B	Retainer (grease)-w/o Stemco wet type seals	10	34809-S8	(X-68)-lockwasher (drum bolt)-1/2"
2	D0HZ 1190-B	Kit (grease retainer)-w/Stemco wet type seals--"Before Ser. W40,001"	PARTS LIST NO. 242		
2	D5HZ 1190-A	Kit (grease retainer)-w/Stemco wet type seals--"From Ser. W40,001"	2	D5HZ 1014-G	Hub
2	8EB 1195	Washer	12	D5HZ 1118-E	Bolt (R.H. and L.H. drum)
2	8Q 1201-A	Bearing (inner)	12	D3HZ 1120-A	Nut (drum bolt)-R.H. and L.H.
2	81T 1202	Cup (outer bearing)	2	D3HZ 1A122-B	Washer (drum bolt)
2	8EB 1216	Bearing (outer)	2	D5HZ 1125-E	Drum
2	7EQH 1239	Cup (inner bearing)	12	★C9TZ 1151-A	Stud (rim) -r/b D5HZ 1151-B (10/79)
10	380853-S7-8	(MM-14-B)-nut (rim stud)-3/4"-10	2	D5HZ 1190-B	Retainer (grease)-w/o Stemco wet type seals
PARTS LIST NO. 233			2	D0HZ 1190-B	Kit (grease retainer) w/Stemco wet type seals
1	D3TZ 1104-D	Hub (R.H.)	2	8EB 1195	Washer
1	D3TZ 1104-E	Hub (L.H.)	2	B9TT 1202-A	Cup (outer bearing)
10	7EQ 1118	Bolt (R.H. hub)-3/4"-16 x 2 3/8"	2	B5QH 1216-A	Bearing (outer)
10	7EQ 1119	Bolt (L.H. hub)-3/4"-16 x 2 3/8"	2	C4TZ 1216-A	Bearing (inner)
10	BB 1120	Nut (R.H. hub)-3/4"-16	2	9N 4222	Cup (inner bearing)
10	BB 1121	Nut (L.H. hub)-3/4"-16	PARTS LIST NO. 243		
2	B7Q 1125-B	Drum	2	D5HZ 1014-E	Hub
2	D5HZ 1190-B	Retainer (grease)-w/o Stemco wet type seals	12	D5HZ 1107-C	Bolt (R.H. and L.H. drum) 3/4"-16
2	D0HZ 1190-B	Kit (grease retainer)-w/Stemco wet type seals--"Before Ser. W40,001"	12	D5HZ 1120-A	Nut (drum bolt) 3/4"-16
2	D5HZ 1190-A	Kit (grease retainer)-w/Stemco wet type seals--"From Ser. W40,001"	12	D5HZ 1123-A	Washer (drum bolt) 3/4"
2	8EB 1195	Washer	2	D5HZ 1125-B	Drum
2	8Q 1201-A	Bearing (inner)	12	★C9TZ 1151-A	Stud (rim) -r/b D5HZ 1151-B (10/79)
2	81T 1202	Cup (outer bearing)	2	D5HZ 1190-B	Retainer (grease)-w/o Stemco wet type seals
2	8EB 1216	Bearing (outer)	2	D0HZ 1190-B	Kit (grease retainer) w/Stemco wet type seals
			2	8EB 1195	Washer
			2	B9TT 1202-A	Cup (inner bearing)
			2	C4TZ 1216-A	Bearing (inner)
			2	B5QH 1216-A	Bearing (outer)
			2	9N 4222	Cup (outer bearing)



BUY IT NOW!

Click Here To Order



**1973/79
TRUCK SERIES 600/900**

QTY.	PART NUMBER	DESCRIPTION	QTY.	PART NUMBER	DESCRIPTION
FRONT HUB and DRUM PARTS LISTS — Cont'd					
For model application, refer to page 3 of this section					
PARTS LIST NO. 244			PARTS LIST NO. 247		
2	D5TZ 1014-B	Hub	2	D5HZ 1014-C	Hub
10	D5HZ 1118-E	Bolt (R.H. and L.H. drum)	10	D5HZ 1118-E	Bolt
10	D3HZ 1120-A	Nut (drum bolt)—R.H. and L.H.	10	D3HZ 1120-A	Nut
10	D3HZ 1A122-B	Washer (drum bolt)	10	D3HZ 1A122-B	Washer
2	D5TZ 1125-B	Drum	2	D5HZ 1125-D	Drum
10	★C9TZ 1151-A	Stud (rim) —r/b D5HZ 1151-B (10/79)	10	★C9TZ 1151-A	Stud (rim) r/b D5HZ 1151-B(10/79)
2	D5HZ 1190-E	Retainer (grease)—w/o Stemco wet type seals	2	D5HZ 1190-B	Retainer (grease) w/o Stemco wet type seals
2	D5HZ 1190-A	Kit (grease retainer) w/Stemco wet type seals	2	D0HZ 1190-B	Kit (grease retainer) w/Stemco wet type seals
2	D5HZ 1195-A	Washer	2	8EB 1195	Washer
2	TGAA 1201-A	Bearing	2	B9TT 1202-A	Cup (inner bearing)
2	C3TZ 1202-A	Cup (outer bearing)	2	B5QH 1216-A	Bearing (outer)
2	8EB 1216	Bearing	2	C4TZ 1216-A	Bearing (inner)
2	7EQH 1239	Cup (inner bearing)	2	9N 4222	Cup (outer bearing)
PARTS LIST NO. 245			PARTS LIST NO. 248		
2	D5TZ 1014-B	Hub	2	D5HZ 1014-D	Hub
10	D5HZ 1118-E	Bolt (R.H. and L.H. drum)	10	D3HZ 1120-A	Nut
10	D3HZ 1120-A	Nut (drum bolt)—R.H. and L.H.	10	D3HZ 1A122-B	Washer
10	D3HZ 1A122-B	Washer (drum bolt)	2	D5HZ 1125-D	Drum
2	D5TZ 1125-A	Drum	10	C9TZ 1151-D	Stud (rim)
10	★C9TZ 1151-A	Stud (rim) —r/b D5HZ 1151-B (10/79)	10	D3HZ 1151-B	Bolt (R.H. and L.H. drum)
2	D5HZ 1190-E	Retainer grease)—w/o Stemco wet type seals	2	D5HZ 1190-B	Retainer (grease) w/o Stemco wet type seals
2	D5HZ 1190-A	Kit (grease retainer) w/Stemco wet type seals	2	D0HZ 1190-B	Kit (grease retainer) w/Stemco wet type seals
2	D5HZ 1195-A	Washer	2	8EB 1195	Washer
2	TGAA 1201-A	Bearing	2	B9TT 1202-A	Cup (inner bearing)
2	C3TZ 1202-A	Cup (inner bearing)	2	B5QH 1216-A	Bearing (outer)
2	8EB 1216	Bearing	2	C4TZ 1216-A	Bearing (inner)
2	7EQH 1239	Cup (outer bearing)	2	9N 4222	Cup (outer bearing)
PARTS LIST NO. 246			PARTS LIST NO. 249		
2	D5TZ 1014-C	Hub	1	D5TZ 1014-A	Hub
10	D5HZ 1118-E	Bolt (R.H. and L.H. drum)	10	D5HZ 1118-E	Bolt (R.H. and L.H. drum)
10	D3HZ 1120-A	Nut (drum bolt)—R.H. and L.H.	10	D3HZ 1120-A	Nut
10	D3HZ 1A122-B	Washer (drum bolt)	10	D3HZ 1A122-B	Washer
2	D5TZ 1125-B	Drum	2	D5TZ 1125-A	Drum
10	★C9TZ 1151-A	Stud (rim)—r/b D5HZ 1151-B (10/79)	10	★C9TZ 1151-A	Stud (rim)—r/b D5HZ 1151-B (10/79)
2	D5HZ 1190-E	Retainer (grease)—w/o Stemco wet type seals	2	D5HZ 1190-E	Retainer (grease) w/o Stemco wet type seals
2	D5HZ 1190-A	Kit (grease retainer) w/Stemco wet type seals	2	D5HZ 1190-A	Kit (grease retainer) w/Stemco wet type seals
2	D5HZ 1195-A	Washer	2	D5HZ 1195-B	Washer
2	TGAA 1201-A	Bearing	2	TGAA 1201-A	Bearing (inner)
2	C3TZ 1202-A	Cup (inner bearing)	2	C3TZ 1202-A	Cup (inner bearing)
2	C3TZ 1216-B	Bearing	2	TGAA 1202-A	Cup (outer bearing)
2	7EQH 1239	Cup (outer bearing)	2	C3TZ 1216-B	Bearing (outer)
10	380853-S7-8	(MM-14-B) nut—(rim stud) 3/4"—10			



BUY IT NOW!

Click Here To Order

COPYRIGHT © 1981 — FORD MOTOR — DEARBORN, MICHIGAN
COMPANY

CHANGE 3



1973/79
TRUCK SERIES 600/900

QTY.	PART NUMBER	DESCRIPTION	QTY.	PART NUMBER	DESCRIPTION
------	-------------	-------------	------	-------------	-------------

FRONT HUB and DRUM PARTS LISTS — Cont'd

For model application, refer to page 3 of this section

PARTS LIST NO. 250			PARTS LIST NO. 254		
2	D5HZ 1104-D	Hub-(R.H. & L.H.)	2	D5HZ 1104-D	Hub (R.H. & L.H.)
10	D5HZ 1107-B	Bolt (L.H. hub) 1 1/8"-16 x 3 1/2"	10	D5HZ 1107-B	Bolt (L.H. hub) 1 1/8"-16 x 3 1/2"
10	D5HZ 1108-B	Bolt (R.H. hub) 1 1/8"-16 x 3 1/2"	10	D5HZ 1108-B	Bolt (R.H. hub) 1 1/8"-16 x 3 1/2"
2	D5HZ 1125-C	Drum	2	D5HZ 1125-A	Drum
5	BB 1134	Nut (R.H. drum bolt) 1 1/8"-16	5	BB 1134	Nut (R.H. drum bolt) 1 1/8"-16
5	BB 1135	Nut (L.H. drum bolt) 1 1/8"-16	5	BB 1135	Nut (R.H. drum bolt) 1 1/8"-16
2	D5HZ 1190-B	Retainer (grease) w/o Stemco wet type seals	2	D5HZ 1190-B	Retainer (grease) w/o Stemco wet type seals
2	DOHZ 1190-B	Kit (grease retainer) w/Stemco wet type seals	2	DOHZ 1190-B	Kit (grease retainer) w/ Stemco wet type seals
2	8EB 1195	Washer	2	8EB 1195	Washer
2	B5QH 1216-A	Bearing (outer)	2	B5QH 1216-A	Bearing (outer)
2	B9TT 1202-A	Cup (inner bearing)	2	B9TT 1202-A	Cup (inner bearing)
2	C4TZ 1216-A	Bearing (inner)	2	C4TZ 1216-A	Bearing (inner)
2	9N 4222	Cup (outer bearing)	2	9N 4222	Cup (outer bearing)
PARTS LIST NO. 252			PARTS LIST NO. 255		
1	D5TZ 1104-E	Hub-(R.H.)	1	D5TZ 1104-C	Hub (R.H.)
1	D5TZ 1104-F	Hub-(L.H.)	1	D5TZ 1104-D	Hub (L.H.)
10	D5TZ 1107-A	Bolt (R.H. hub) 3/4"-16 x 3 3/8"	6	7EQH 1118-A	Bolt (R.H. hub) 3/4"-16 x 2 7/8"
10	D5TZ 1108-A	Bolt (L.H. hub) 3/4"-16 x 3 3/8"	6	7EQH 1119-A	Bolt (L.H. hub) 3/4"-16 x 2 7/8"
10	BB 1120	Nut (R.H. hub bolt) 3/4"-16	6	BB 1120	Nut (R.H. drum bolt) 3/4"-16
10	BB 1121	Nut (L.H. hub bolt) 3/4"-16	6	BB 1121	Nut (L.H. drum bolt) 3/4"-16
2	D5TZ 1125-D	Drum	2	D5TZ 1125-F	Drum
2	D5HZ 1190-E	Retainer (grease) w/o Stemco wet type seals	2	D5HZ 1190-E	Retainer (grease) w/o Stemco wet type seals
2	D5HZ 1190-A	Kit (grease retainer) w/Stemco wet type seals	2	D5HZ 1190-A	Kit (grease retainer) w/ Stemco wet type seals
2	D5HZ 1195-A	Washer	2	D5HZ 1195-B	Washer
2	8Q 1201-A	Bearing (inner)	2	TGAA 1201-A	Bearing
2	8IT 1202	Cup (inner bearing)	2	C3TZ 1202-A	Cup (inner bearing)
2	8EB 1216	Bearing (outer)	2	TGAA 1202-A	Cup (outer bearing)
2	7EQH 1239	Cup (outer bearing)	2	C3TZ 1216-B	Bearing (outer)
PARTS LIST NO. 253			PARTS LIST NO. 256		
1	D5TZ 1104-E	Hub-(R.H.)	1	D5TZ 1104-G	Hub (R.H.)
1	D5TZ 1104-F	Hub-(L.H.)	1	D5TZ 1104-H	Hub (L.H.)
10	D5TZ 1107-A	Bolt (R.H. hub) 3/4"-16 x 3 3/8"	10	D5TZ 1107-A	Bolt (R.H. hub) 3/4"-16 x 3 3/8"
10	D5TZ 1108-A	Bolt (L.H. hub) 3/4"-16 x 3 3/8"	10	D5TZ 1108-A	Bolt (L.H. hub) 3/4"-16 x 3 3/8"
10	BB 1120	Nut (R.H. hub bolt) 3/4"-16	10	BB 1120	Nut (R.H. hub bolt) 3/4"-16
10	BB 1121	Nut (L.H. hub bolt) 3/4"-16	10	BB 1121	Nut (L.H. hub bolt) 3/4"-16
2	D5TZ 1125-C	Drum	2	D5TZ 1125-E	Drum
2	D5HZ 1190-E	Retainer (grease) w/o Stemco wet type seals	2	D5HZ 1190-E	Retainer (grease) w/o Stemco wet type seals
2	D5HZ 1190-A	Kit (grease retainer) w/Stemco wet type seals	2	D5HZ 1190-A	Kit (grease retainer) w/ Stemco wet type seals
2	8EB 1195	Washer	2	D5HZ 1195-B	Washer
2	8Q 1201-A	Bearing (inner)	2	TGAA 1201-A	Bearing
2	8IT 1202	Cup (outer bearing)	2	C3TZ 1202-A	Cup (inner bearing)
2	8EB 1216	Bearing	2	TGAA 1202-A	Cup (outer bearing)
2	7EQH 1239	Cup (inner bearing)	2	C3TZ 1216-B	Bearing



BUY IT NOW!

Click Here To Order



1973/79
TRUCK SERIES 600/900

QTY.	PART NUMBER	DESCRIPTION	QTY.	PART NUMBER	DESCRIPTION
FRONT HUB and DRUM PARTS LISTS — Cont'd					
For model application, refer to page 3 of this section					
PARTS LIST NO. 257			PARTS LIST NO. 260		
2	D5HZ 1102-A	Rotor assy.	2	D5TZ 1014-A	Hub
2	D5HZ 1104-A	Hub	10	D5HZ 1118-E	Bolt (R.H. and L.H. drum)
10	D5HZ 1107-A	Bolt (R.H. hub) 1 1/8"-16 x 3 9/16"	10	D3HZ 1120-A	Nut (drum bolt)
10	D5HZ 1108-A	Bolt (L.H. hub) 1 1/8"-16 x 3 9/16"	10	D3HZ 1A122-B	Washer (drum bolt)
10	BB 1134	Nut (R.H. hub bolt) 1 1/8"-16	2	D6TZ 1125-A	Drum
10	BB 1135	Nut (L.H. hub bolt) 1 1/8"-16	10	★C9TZ 1151-A	Stud (rim)-r/b D5HZ 1151-B (10/79)
2	D5HZ 1190-C	Retainer (grease) w/o Stemco wet type seals	2	D5HZ 1190-E	Retainer (grease w/o Stemco wet type seals
2	D5HZ 1190-D	Kit (grease retainer) w/ Stemco wet type seals	2	D5HZ 1190-A	Kit (grease retainer) w/ Stemco wet type seals
2	C5TZ 1195-A	Washer	2	D5HZ 1195-A	Washer
2	C5TZ 1201-A	Bearing (inner)	2	TGAA 1201-A	Bearing (inner)
2	C5TZ 1202-A	Cup (inner bearing)	2	C3TZ 1202-A	Cup (inner bearing)
2	C5TZ 1216-A	Bearing (outer)	2	TGAA 1202-A	Cup (outer bearing)
2	C5TZ 1217-A	Cup (outer bearing)	2	C3TZ 1216-B	Bearing (outer)
PARTS LIST NO. 258			PARTS LIST NO. 261		
2	D5HZ 1014-A	Spider	2	D5TZ 1014-B	Hub
2	D5HZ 1102-B	Rotor	10	D5HZ 1118-E	Bolt (R.H. and L.H. drum)
12	D5HZ 1120-A	Nut (rotor bolt)	10	D3HZ 1120-A	Nut (drum bolt) R.H. and L.H.
12	D5HZ 1123-A	Washer (rotor bolt)	10	D3HZ 1A122-B	Washer (drum bolt)
12	D5HZ 1151-A	Bolt (rotor)	2	D6TZ 1125-A	Drum
12	D5HZ 1151-B	Stud (rim)	10	★C9TZ 1151-A	Stud (rim)-r/b D5HZ 1151-B (10/79)
2	D5HZ 1190-C	Retainer (grease) w/o Stemco wet type seals	2	D5HZ 1190-E	Retainer (grease) w/o Stemco wet type seals
2	D5HZ 1190-D	Kit (grease retainer) w/ Stemco wet type seals	2	D5HZ 1190-A	Kit (grease retainer) w/ Stemco wet type seals
2	C5TZ 1195-A	Washer	2	D5HZ 1195-A	Washer
2	C5TZ 1201-A	Bearing (inner)	2	D5HZ 1195-A	Washer
2	C5TZ 1202-A	Cup (inner bearing)	2	8Q 1201-A	Bearing (inner)
2	C5TZ 1216-A	Bearing (outer)	2	81T 1202	Cup (outer bearing)
2	C5TZ 1217-A	Cup (outer bearing)	2	8EB 1216	Bearing (outer)
PARTS LIST NO. 259			2	7EQH 1239	Cup (inner bearing)
2	D5HZ 1014-B	Spider	10	380853-S7-8	(MM-14-B) nut (rim stud) 3/4"-10
2	D5HZ 1102-B	Rotor	PARTS LIST NO. 262		
12	D5HZ 1120-A	Nut (rotor bolt)	2	D5TZ 1014-C	Hub
12	D5HZ 1123-A	Washer (rotor bolt)	10	D5HZ 1118-E	Bolt (R.H. and L.H. drum)
12	D5HZ 1151-A	Bolt (rotor)	10	D3HZ 1120-A	Nut (drum bolt)
12	D5HZ 1151-B	Stud (rim)	10	D3HZ 1A122-B	Washer (drum bolt)
2	D5HZ 1190-C	Retainer (grease) w/o Stemco wet type seals	2	D6TZ 1125-A	Drum
2	D5HZ 1190-D	Kit (grease retainer) w/ Stemco wet type seals	10	★C9TZ 1151-A	Stud (rim)-r/b D5HZ 1151-B (10/79)
2	C5TZ 1195-A	Washer	2	D5HZ 1190-E	Retainer (grease) w/o Stemco wet type seals
2	C5TZ 1201-A	Bearing (inner)	2	D5HZ 1190-A	Kit (grease retainer) w/Stemco wet type seals
2	C5TZ 1202-A	Cup (inner bearing)	2	D5HZ 1195-A	Washer
2	C5TZ 1216-A	Bearing (outer)	2	TGAA 1201-A	Bearing
2	C5TZ 1217-A	Cup (outer bearing)	2	C3TZ 1202-A	Cup (inner bearing)
			2	8EB 1216	Bearing
			2	7EQH 1239	Cup (outer bearing)
			10	380853-S7-8	(MM-14-B) nut (rim stud) 3/4"-10

100% SATISFACTION GUARANTEED

BUY IT NOW!

Click Here To Order

1973/79
TRUCK SERIES 600/900

QTY.	PART NUMBER	DESCRIPTION	QTY.	PART NUMBER	DESCRIPTION
FRONT HUB and DRUM PARTS LISTS — Cont'd					
For model application, refer to page 3 of this section					
PARTS LIST NO. 263			PARTS LIST NO. 266		
1	D5TZ 1104-C	Hub (R.H.)	1	D5TZ 1104-E	Hub (R.H.)
1	D5TZ 1104-D	Hub (L.H.)	1	D5TZ 1104-F	Hub (L.H.)
6	D6TZ 1107-B	Bolt (R.H.)	10	D6TZ 1107-C	Bolt (R.H.)
6	D6TZ 1108-A	Bolt (L.H.)	10	D6TZ 1108-B	Bolt (L.H.)
6	BB 1120	Nut (R.H. hub bolt) 3/4"-16	10	BB 1120	Nut (R.H. hub bolt) 3/4-16
6	BB 1121	Nut (L.H. hub bolt) 3/4"-16	10	BB 1121	Nut (L.H. hub bolt) 3/4-16
2	D6TZ 1125-B	Drum	2	D6TZ 1125-C	Drum
2	D5HZ 1190-E	Retainer (grease) w/o Stemco wet type seals	2	D5HZ 1190-E	Retainer (grease) w/o Stemco seals
2	D5HZ 1190-A	Kit (grease retainer) w/ Stemco wet type seals	2	D5HZ 1190-A	Retainer (grease) w/Stemco seals
2	C7TZ 1195-A	Washer	2	D5HZ 1195-A	Washer
2	TGAA 1201-A	Bearing (inner)	2	8Q 1201-A	Bearing (inner)
2	C3TZ 1202-A	Cup (inner bearing)	2	81T 1202	Cup (outer bearing)
2	TGAA 1202-A	Cup (outer bearing)	2	8EB 1216	Bearing (outer)
2	C3TZ 1216-B	Bearing (outer)	2	7EQH 1239	Cup (inner bearing)
12	D5HZ 1042-A	Clamp-w/rim 8.50 or above	PARTS LIST NO. 267		
12	D5TZ 1042-A	Clamp-w/rim 8.00 or under	1	D5TZ 1104-A	Hub (R.H.)
PARTS LIST NO. 264			1	D5TZ 1104-B	Hub (L.H.)
1	D5TZ 1104-A	Hub (R.H.)	6	7EQH 1118	Bolt (R.H. hub) 3/4"-16 x 2 7/8"
1	D5TZ 1104-B	Hub (L.H.)	6	7EQH 1119	Bolt (L.H. hub) 3/4"-16 x 2 7/8"
6	D6TZ 1107-B	Bolt (R.H.)	6	BB 1120	Nut (R.H. drum bolt) 3/4"-16
6	D6TZ 1108-B	Bolt (L.H.)	6	BB 1121	Nut (L.H. drum bolt) 3/4"-16
6	BB 1120	Nut (R.H. hub bolt) 3/4"-16	2	D5TZ 1125-F	Drum
6	BB 1121	Nut (L.H. hub bolt) 3/4"-16	2	D5HZ 1190-E	Retainer (grease) w/o Stemco wet type seals
2	D6TZ 1125-B	Drum	2	D5HZ 1190-A	Kit (grease retainer) w/Stemco wet type seals-w/air brakes
2	D5HZ 1190-E	Retainer (grease) w/o Stemco seals	2	D0HZ 1190-A	Kit (grease retainer) w/Stemco wet type seals - w/hyd. brakes
2	D5HZ 1190-A	Kit (grease retainer) w/Stemco seals	2	D5HZ 1195-A	Washer
2	D5HZ 1195-A	Washer	2	TGAA 1201-A	Bearing (inner) 7M # axle
2	8Q 1201-A	Bearing (inner)	2	8Q 1201-A	Bearing (inner) 9M # axle
2	81T 1202	Cup (outer bearing)	2	81T 1202	Cup (outer bearing)
2	8EB 1216	Bearing (outer)	2	8EB 1216	Bearing (outer)
2	7EQH 1239	Cup (inner bearing)	2	7EQH 1239	Cup (inner bearing)
PARTS LIST NO. 265			PARTS LIST NO. 268		
1	D5TZ 1104-G	Hub (R.H.)	1	D8HZ 1104-C	Hub (R.H.)
1	D5TZ 1104-H	Hub (L.H.)	1	D8HZ 1104-D	Hub (L.H.)
10	D6TZ 1107-C	Bolt (R.H.)	10	D8HZ 1107-C	Bolt (R.H. hub)
10	D6TZ 1108-B	Bolt (L.H.)	10	D8HZ 1107-D	Bolt (L.H. hub)
10	BB 1120	Nut (R.H. hub bolt) 3/4-16	10	BB 1134	Nut (R.H.) 1 1/8"-16
10	BB 1121	Nut (L.H. hub bolt) 3/4-16	10	BB 1135	Nut (L.H.) 1 1/8"-16
2	D6TZ 1125-C	Drum	2	D8HZ 1125-A	Drum
2	D5HZ 1190-E	Retainer (grease) w/o Stemco seals	2	D5HZ 1190-B	Retainer (grease)-w/o Stemco seals
2	D5HZ 1190-A	Retainer (grease) w/Stemco seals	2	D0HZ 1190-B	Retainer (grease)-w/Stemco seals
2	D5HZ 1195-A	Washer	2	D5HZ 1195-A	Washer
2	TGAA 1201-A	Bearing (inner)	2	B9TT 1202-A	Cup (inner bearing)
2	TGAA 1202-A	Cup (inner)	2	B5QH 1216-A	Bearing (outer)
2	C3TZ 1202-A	Cup (outer)	2	C4TZ 1216-A	Bearing (inner)
2	C3TZ 1216-A	Bearing (outer)	2	9N 4222	Cup (outer bearing)

100% SATISFACTION GUARANTEED

BUY IT NOW!

Click Here To Order

**1973/79
TRUCK SERIES 600/900**

QTY.	PART NUMBER	DESCRIPTION	QTY.	PART NUMBER	DESCRIPTION
FRONT HUB and DRUM PARTS LISTS — Cont'd					
For model application, refer to page 3 of this section					
PARTS LIST NO. 269			PARTS LIST NO. 274 — Cont'd		
2	D8HZ 1014-C	Hub	10	BB 1134	Nut (R.H. drum bolt) 1 1/8"-16
12	D3TZ 1120-A	Nut (drum bolt)	10	BB 1135	Nut (L.H. drum bolt) 1 1/8"-16
10	D3HZ 1A122-B	Washer (drum bolt)	2	D8HZ 1125-D	Drum
2	D8HZ 1125-B	Drum	2	D5HZ 1190-B	Retainer (grease)-w/o Stemco seals
12	★C9TZ 1151-A	Stud (rim)-r/b D5HZ 1151-B (10/79)	2	D0HZ 1190-B	Retainer (grease) w/Stemco seals
10	D3HZ 1151-B	Stud (R.H. and L.H. drum)	2	D8HZ 1A190-A	Retaining ring
2	D5HZ 1190-B	Retainer (grease)-w/o Stemco seals	2	D5HZ 1195-A	Washer
2	D0HZ 1190-B	Kit (grease retainer) w/Stemco seals	2	B9TT 1202-A	Cup (inner bearing)
2	D5HZ 1195-A	Washer	2	B5QH 1216-A	Bearing (outer)
2	B9TT 1202-A	Cup (inner bearing)	2	C4TZ 1216-A	Bearing (inner)
2	B5QH 1216-A	Bearing (outer)	2	9N 4222	Cup (outer bearing)
2	C4TZ 1216-A	Bearing (inner)	PARTS LIST NO. 275		
2	9N 4222	Cup (outer bearing)	1	D8HZ 1104-J	Hub (R.H.)
10	380853-S7-8	(MM-14-B) Nut (rim stud)	1	D8HZ 1104-K	Hub (L.H.)
PARTS LIST NO. 270			10	D8HZ 1108-A	Bolt (R.H. hub)
2	D8HZ 1014-D	Hub	10	D8HZ 1108-B	Bolt (L.H. hub)
12	D3TZ 1120-A	Nut (drum bolt)	10	BB 1120	Nut (R.H. hub bolt) 3/4"-16
10	D3HZ 1A122-B	Washer (drum bolt)	10	BB 1121	Nut (L.H. hub bolt) 3/4"-16
2	D8HZ 1125-B	Drum	2	D8HZ 1125-F	Drum
12	★C9TZ 1151-A	Stud (rim)-r/b D5HZ 1151-B (10/79)	2	D5HZ 1190-B	Retainer (grease) w/o Stemco seals
10	D3HZ 1151-B	Stud (R.H. and L.H. drum)	2	D0HZ 1190-B	Retainer (grease) w/Stemco seals
2	D5HZ 1190-B	Retainer (grease)-w/o Stemco seals	2	D0TZ 1195-A	Washer
2	D0HZ 1190-B	Kit (grease retainer) w/Stemco seals	2	TGAA 1201-A	Bearing (inner)
2	D5HZ 1195-A	Washer	2	TGAA 1202-A	Cup (inner)
2	B9TT 1202-A	Cup (inner bearing)	2	C3TZ 1202-A	Cup (outer)
2	B5QH 1216-A	Bearing (outer)	2	C3TZ 1216-A	Bearing (outer)
2	C4TZ 1216-A	Bearing (inner)	PARTS LIST NO. 276		
2	9N 4222	Cup (outer bearing)	1	D8HZ 1104-G	Hub (R.H.)
10	380853-S7-8	(MM-14-B) nut (rim stud)	1	D8HZ 1104-H	Hub (L.H.)
PARTS LIST NO. 273			10	D8HZ 1108-A	Bolt (R.H. hub)
1	D1TZ 1104-B	Hub (R.H.)	10	D8HZ 1108-B	Bolt (L.H. hub)
1	D1TZ 1104-C	Hub (L.H.)	10	BB 1120	Nut (R.H. hub bolt) 3/4"-16
AR	51 1107	Bolt (R.H. hub)	10	BB 1121	Nut (R.H. hub bolt) 3/4"-16
AR	51 1108	Bolt (L.H. hub)	2	D8HZ 1125-F	Drum
AR	BB 1120	Nut (R.H. hub)	2	D5HZ 1190-B	Retainer (grease) w/o Stemco seals-7M axle
AR	BB 1121	Nut (L.H. hub)	2	D0HZ 1190-B	Retainer (grease) w/Stemco seals-7M axle
2	D1TZ 1125-B	Drum	2	D5HZ 1190-E	Kit (grease retainer)-w/o Stemco seals-9M axle
2	B7T 1190-A	Retainer	2	D5HZ 1190-A	Kit (grease retainer)-w/Stemco seals-9M axle
2	C3TZ 1195-A	Washer	2	D0TZ 1195-A	Washer-7M axle
2	B7T 1201-A	Bearing (inner)	2	8EB 1195	Washer-9M axle
2	C3TZ 1202-B	Cup (inner)	2	TGAA 1201-A	Bearing (inner)-7M axle
2	D0TZ 1216-A	Bearing (outer)	2	8Q 1201-A	Bearing (inner)-9M axle
2	D0TZ 1217-A	Cup (outer)	2	81T 1202	Cup (inner)
PARTS LIST NO. 274			2	7EQH 1239	Cup (outer)
1	D8HZ 1104-E	Hub (R.H. & L.H.)-less studs	2	C3TZ 1216-A	Bearing (outer)-7M axle
10	D5HZ 1108-B	Bolt (R.H. hub)	2	8EB 1216	Bearing (outer)-9M axle
10	D5HZ 1107-B	Bolt (L.H. hub)			

100% SATISFACTION GUARANTEED

BUY IT NOW!

Click Here To Order

PayPal | Discover | MasterCard | VISA

1973/79
TRUCK SERIES 600/900

QTY.	PART NUMBER	DESCRIPTION	QTY.	PART NUMBER	DESCRIPTION
FRONT HUB and DRUM PARTS LISTS — Cont'd					
For model application, refer to page 3 of this section					
PARTS LIST NO. 277			PARTS LIST NO. 281		
2	D5TZ 1104-C	Hub (R.H. & L.H.)	2	D5TZ 1014-B	Hub
6	7EQH 1118	Bolt (R.H. hub) 3/4"-16 x 2 7/8"	10	D3HZ 1120-A	Nut (drum bolt)
6	7EQH 1119	Bolt (L.H. hub) 3/4"-16 x 2 7/8"	10	D3HZ 1A122-B	Washer (drum)
6	BB 1120	Nut (R.H. hub bolt) 3/4"-16	2	D7HZ 1125-B	Drum
6	BB 1121	Nut (L.H. hub bolt) 3/4"-16	10	★C9TZ 1151-A	Stud (rim)-r/b D5HZ 1151-B (10/79)
2	D6TZ 1125-B	Drum	10	D3HZ 1151-B	Stud (drum)
2	D5HZ 1190-E	Retainer (grease) w/o Stemco seals	2	D5HZ 1190-E	Kit (grease retainer) w/o Stemco seals
2	D5HZ 1190-A	Retainer (grease)-w/Stemco seals	2	D5HZ 1190-A	Kit (grease retainer) w/Stemco seals
2	D0TZ 1195-A	Washer	2	8EB 1195	Washer
2	TGAA 1201-A	Bearing (inner)	2	8Q 1201-A	Bearing (inner)
2	C3TZ 1202-A	Cup (outer bearing)	2	81T 1202	Cup (outer bearing)
2	TGAA 1202-A	Cup (inner bearing)	2	8EB 1216	Bearing (outer)
2	C3TZ 1216-A	Bearing (outer)	2	7EQH 1239	Cup (inner bearing)
PARTS LIST NO. 278			10	380853-S7-8	(MM-14-B) nut (rim stud) 3/4"-10
2	D5TZ 1104-A	Hub (R.H. & L.H.)	PARTS LIST NO. 282		
6	7EQH 1118-A	Bolt (R.H. hub) 3/4"-16 x 2 7/8"	2	D5TZ 1014-C	Hub
6	7EQH 1119-A	Bolt (L.H. hub) 3/4"-16 x 2 7/8"	10	D3HZ 1120-A	Nut (drum bolt)
6	BB 1120	Nut (R.H. hub bolt) 3/4"-16	10	D3HZ 1A122-B	Washer (drum bolt)
6	BB 1121	Nut (L.H. hub bolt) 3/4"-16	2	D7HZ 1125-B	Drum
2	D6TZ 1125-B	Drum	10	★C9TZ 1151-A	Stud (rim)-r/b D5HZ 1151-B (10/79)
2	D5HZ 1190-E	Retainer (grease) w/o Stemco seals	10	D3HZ 1151-B	Stud (drum)
2	D0TZ 1195-A	Washer	2	D5HZ 1190-E	Kit (grease retainer) w/o Stemco seals
2	TGAA 1201-A	Bearing (inner)	2	D5HZ 1190-A	Kit (grease retainer) w/Stemco seals
2	81T 1202	Cup (outer bearing)	2	8EB 1195	Washer
2	7EQH 1239	Cup (inner bearing)	2	8Q 1201-A	Bearing (inner)
2	C3TZ 1216-A	Bearing (outer)	2	81T 1202	Cup (outer bearing)
PARTS LIST NO. 279			2	8EB 1216	Bearing (outer)
2	D8HZ 1104-L	Hub (R.H. & L.H.)	2	7EQH 1239	Cup (inner bearing)
10	D5HZ 1107-A	Bolt (R.H.)	10	380853-S7-8	(MM-14-B) nut (rim stud) 3/4"-10
10	D5HZ 1108-A	Bolt (L.H.)	PARTS LISTS NO. 283		
2	D8HZ 1125-H	Drum	2	D8HZ 1014-F	Hub
10	BB 1134	Nut (R.H. drum bolt)	12	D5HZ 1107-C	Bolt (R.H. & L.H. hub)
10	BB 1135	Nut (L.H. drum bolt)	12	D5HZ 1123-A	Washer
2	D5HZ 1190-C	Retainer (grease)-w/o Stemco seals	2	D8HZ 1125-G	Drum
2	D5HZ 1190-D	Retainer (grease) w/Stemco seals	12	D5HZ 1151-A	Bolt
2	D5HZ 1195-A	Washer	12	D5HZ 1151-B	Stud (rim)
2	C5TZ 1202-A	Cup (inner bearing)	2	D5HZ 1190-C	Kit (grease retainer) w/o Stemco seals
2	C5TZ 1216-A	Bearing (outer)	2	D5HZ 1190-D	Kit (grease retainer) w/Stemco seals
2	C5TZ 1201-A	Bearing (inner)	2	C5TZ 1201-A	Bearing (inner)
2	C5TZ 1217-A	Cup (outer bearing)	2	C5TZ 1202-A	Cup (inner bearing)
PARTS LIST NO. 280			2	C5TZ 1216-A	Bearing (outer)
2	D5TZ 1014-A	Hub	2	C5TZ 1217-A	Cup (outer bearing)
10	D3HZ 1120-A	Nut (drum bolt)	10	380853-S7-8	(MM-14-B) nut (rim stud) 3/4"-10
10	D3HZ 1A122-B	Washer (drum bolt)	PARTS LISTS NO. 284		
2	D7HZ 1125-B	Drum	2	D8HZ 1014-G	Hub
10	★C9TZ 1151-A	Stud (rim)-r/b D5HZ 1151-B (10/79)	12	D5HZ 1107-C	Bolt (R.H. & L.H. hub)
10	D3HZ 1151-B	Stud (drum)	12	D5HZ 1123-A	Washer
2	D5HZ 1190-E	Kit (grease retainer) w/o Stemco seals	2	D8HZ 1125-G	Drum
2	D5HZ 1190-A	Kit (grease retainer) w/Stemco seals	12	D5HZ 1151-A	Bolt
2	D0TZ 1195-A	Washer	12	D5HZ 1151-B	Stud (rim)
2	TGAA 1201-A	Bearing (inner)	2	D5HZ 1190-C	Kit (grease retainer) w/o Stemco seals
2	TGAA 1202-A	Cup (inner bearing)	2	D5HZ 1190-D	Kit (grease retainer) w/Stemco seals
2	C3TZ 1202-A	Cup (outer bearing)	2	C5TZ 1201-A	Bearing (inner)
2	C3TZ 1216-A	Bearing (outer)	2	C5TZ 1202-A	Cup (inner bearing)
10	380853-S7-8	(MM-14-B) nut (rim stud) 3/4"-10	2	C5TZ 1216-A	Bearing (outer)
			2	C5TZ 1217-A	Cup (outer bearing)
			10	380853-S7-8	(MM-14-B) nut (rim stud) 3/4"-10

100% SATISFACTION GUARANTEED

BUY IT NOW!

Click Here To Order

PayPal American Express Discover MasterCard VISA

**1973/79
TRUCK SERIES 600/900**

QTY.	PART NUMBER	DESCRIPTION	QTY.	PART NUMBER	DESCRIPTION
FRONT HUB and DRUM PARTS LISTS — Cont'd					
For model application, refer to page 3 of this section					
PARTS LISTS NO. 285			PARTS LIST NO. 287		
2	D8HZ 1014-H	Hub	2	D0TZ 1014-A	Hub
12	D5HZ 1107-C	Bolt (R.H. & L.H. hub)	10	C5TZ 1120-A	Nut (R.H. & L.H. drum)
12	D5HZ 1123-A	Washer	10	D3HZ 1A122-A	Washer (drum bolt)
2	D8HZ 1125-G	Drum	2	B7Q 1125-A	Drum
12	D5HZ 1151-A	Bolt	10	★C9TZ 1151-A	Stud (rim)-r/b D5HZ 1151-B (10/79)
12	D5HZ 1151-B	Stud (rim)	10	C9TZ 1151-H	Bolt (R.H. & L.H. drum)
2	D5HZ 1190-C	Kit (grease retainer) w/o Stemco seals	2	D0TZ 1190-A	Retainer
2	D5HZ 1190-D	Kit (grease retainer) w/Stemco seals	2	D0TZ 1195-A	Washer
2	C5TZ 1201-A	Bearing (inner)	2	7EQ 1201	Bearing (inner)
2	C5TZ 1202-A	Cup (inner bearing)	2	C3TZ 1202-A	Cup (outer bearing)
2	C5TZ 1216-A	Bearing (outer)	2	C3TZ 1216-B	Bearing (outer)
2	C5TZ 1217-A	Cup (outer bearing)	2	9N 4222	Cup (inner bearing)
10	380853-S7-8	(MM-14-B) nut (rim stud) 3/4"-10	10	★34944-S	Lockwasher (drum bolt)-1/2"
PARTS LIST NO. 286			PARTS LIST NO. 288		
2	D0TZ 1014-C	Hub	2	C9TZ 1014-T	Hub
10	C5TZ 1120-A	Nut (R.H. and L.H. drum)	2	D1TZ 1125-C	Drum
10	D3TZ 1A122-A	Washer (drum bolt)	10	★C9TZ 1151-A	Stud (rim)-r/b D5HZ 1151-B (10/79)
2	D1TZ 1125-D	Drum	10	D0HZ 1151-A	Bolt (R.H. & L.H. drum)-1/2"-20 x 2"
10	★C9TZ 1151-A	Stud (rim)-r/b D5HZ 1151-B (10/79)	2	D5HZ 1190-B	Retainer (grease)-w/o Stemco seals
10	D0HZ 1151-B	Bolt (R.H. & L.H. drum)	2	D0HZ 1190-B	Kit (grease retainer)-w/Stemco seals-"Before Ser. W40,001"
2	C9HZ 1190-A	Retainer (grease) w/o Stemco seals	2	D5HZ 1190-A	Kit (grease retainer)-w/Stemco seals-"From Ser. W40,001"
2	D0HZ 1190-A	Kit (grease retainer) w/Stemco seals	2	8EB 1195	Washer
2	D0TZ 1195-A	Washer	2	8Q 1201-A	Bearing (inner)
2	7EQ 1201	Bearing (inner)	2	81T 1202	Cup (outer bearing)
2	C3TZ 1202-A	Cup (outer bearing)	2	8EB 1216	Bearing (outer)
2	TGAA 1202-A	Cup (inner bearing)	2	7EQH 1239	Cup (inner bearing)
2	C3TZ 1216-B	Bearing (outer)	10	33846-S8	(M-69)-nut (R.H. & L.H. drum)
10	★34944-S	Lockwasher (drum bolt)-1/2"	10	380853-S7-8	(MM-14-B)-nut (rim stud)-3/4"-10
10	383085-S7-8	(MM-14-B)-nut (rim)-3/4"-10			



BUY IT NOW!

Click Here To Order



COPYRIGHT © 1980—

FORD MOTOR
COMPANY

—DEARBORN, MICHIGAN

NEW ISSUE

1973/79 TRUCK SERIES 600/900

REAR HUB T.S.L. †CROSS-REFERENCE GUIDE HOW TO FIND A REAR HUB SERVICE NUMBER FROM THE T.S.L.†:

1. Locate the rear hub number shown on the Truck Specification List.
2. Using the Cross-Reference below, find the correct parts list number.
(Parts lists follow the Application Chart in this section)
3. Turn to the correct parts list number and select the rear hub service part number. (The parts list can also be used to select related parts).

If truck does not have a T.S.L. refer to Group 1109 for dimensions or the Model Application Chart in this section

T.S.L. NUMBER	BRAKE SIZE (INCHES)	PARTS LIST NO.	T.S.L. NUMBER	BRAKE SIZE (INCHES)	PARTS LIST NO.
† Truck Specification List – incl. on Louisville-built trucks					
D1HA 1113-DA	15 x 6	253	D1HA 1113-BVA	16 1/2 x 7	21
D1HA 1113-EA	15 x 6	90	D1HA 1113-BYA	16 1/2 x 7	15
D1HA 1113-GA	15 x 7	283	D1TA 1113-JA	15 x 5	259
D1HA 1113-JA	15 x 7	23	D1TA 1113-LA	15 x 5	260
D1HA 1113-KA	15 x 7	237	D1TA 1113-NA	15 x 5	244
D1HA 1113-LA	16 x 6	246	D1TA 1113-RA	15 x 5	212
D1HA 1113-RA	16 1/2 x 6	267	D1TA 1113-SA	15 x 6	240
D1HA 1113-SA	16 1/2 x 6	122	D1TA 1113-VA	15 x 6	183
D1HA 1113-UA	16 1/2 x 7	9	D1TA 1113-ZA	15 x 6	277
D1HA 1113-YA	16 1/2 x 7	149	D1TA 1113-ABA	15 x 7	26
D1HA 1113-ABA	16 1/2 x 7	293	D1TA 1113-ADA	16 1/2 x 4 1/2	233
D1HA 1113-ADA	15 x 6	192	D1TA 1113-AEA	16 1/2 x 4 1/2	217
D1HA 1113-AEA	15 x 6	190	D1TA 1113-AHA	16 1/2 x 6	288
D1HA 1113-AFA	15 x 6	193	D1TA 1113-AJA	15 x 5	255
D1HA 1113-AGA	15 x 6	250	D1TA 1113-AKA	15 x 5	256
D1HA 1113-AHA	15 x 6	249	D1TA 1113-ALA	15 x 5	228
D1HA 1113-AKA	15 x 6	252	D1TA 1113-ANA	15 x 6	231
D1HA 1113-ALA	15 x 7	196	D1TA 1113-ARA	15 x 6	220
D1HA 1113-AMA	15 x 7	197	D1TA 1113-ATA	15 x 6	189
D1HA 1113-ANA	15 x 7	208	D1TA 1113-AVA	15 x 7	195
D1HA 1113-ARA	15 x 7	209	D1TA 1113-AZA	16 1/2 x 4 1/2	224
D1HA 1113-ASA	15 x 7	239	D1TA 1113-BBA	16 1/2 x 6	294
D1HA 1113-ATA	15 x 7	238	D2HA 1113-GA	16 1/2 x 7	361
D1HA 1113-AVA	15 x 7	241	D2HA 1113-HA	16 1/2 x 7	362
D1HA 1113-AYA	16 x 6	243	D2HA 1113-HB	16 1/2 x 7	295
D1HA 1113-AZA	16 x 6	242	D2HA 1113-JA	15 x 6	59
D1HA 1113-BAA	16 x 6	245	D3HA 1113-CHA	16 1/2 x 7	204
D1HA 1113-BCA	16 1/2 x 6	248	D3HA 1113-CJA	15 x 7	196
D1HA 1113-BDA	16 1/2 x 6	247	D3HA 1113-CKA	15 x 6	299
D1HA 1113-BFA	16 1/2 x 6	221	D3HA 1113-CLA	16 1/2 x 7	222
D1HA 1113-BHA	16 1/2 x 6	201	D3HA 1113-CRA	15 x 6	302
D1HA 1113-BKA	16 1/2 x 7	203	D3HA 1113-CTA	16 x 6	242
D1HA 1113-BLA	16 1/2 x 7	204	D3HA 1113-CVA	15 x 7	239
D1HA 1113-BMA	16 1/2 x 7	205	D3HA 1113-CZA	16 1/2 x 6	248
D1HA 1113-BNA	16 1/2 x 7	222	D3HA 1113-DAA	15 x 6	250
D1HA 1113-BRA	16 1/2 x 7	223	D3HA 1113-DEA	16 1/2 x 7	21
D1HA 1113-BTA	16 1/2 x 7	225	D3HA 1113-DGA	16 1/2 x 7	301
D1HA 1113-BUA	16 1/2 x 7	12			



BUY IT NOW!

Click Here To Order



1973/79
TRUCK SERIES 600/900

T.S.L. NUMBER	BRAKE SIZE (INCHES)	PARTS LIST NO.	T.S.L. NUMBER	BRAKE SIZE (INCHES)	PARTS LIST NO.		
† Truck Specification List – incl. on Louisville-built trucks							
‡ Serviced in D2HZ 1113-A assy.; Details available only as special order items							
D3HA	1113-DJA	16 1/2 x 6	300	D8HT	1113-CA	16 1/2 x 7	356
D3TA	1113-BMA	15 x 4	344	D8HT	1113-DA	16 1/2 x 7	310
D3TA	1113-BRA	15 x 5	259	D8HT	1113-EA	16 1/2 x 7	353
D3TA	1113-BSA	15 x NS R/B D1TA 1113-LA & C4TZ 1107-B		D8HT	1113-FA	16 1/2 x 7	354
				D8HT	1113-GA	16 1/2 x 5	316
D3TA	1113-BTA	15 x 5	255	D8HT	1113-KA	16 1/2 x 5	321
D3TA	1113-BUA	15 x 6	231	D8HT	1113-LA	16 1/2 x 7	317
D3TA	1113-BVA	15 x 5	228	D1HA	1114-DA	15 x 6	253
D3TA	1113-BYA	16 1/2 x 4 1/2	224	D1HA	1114-EA	15 x 6	90
D3TA	1113-BZA	15 x 5	244	D1HA	1114-GA	15 x 7	283
D3TA	1113-CAA	15 x 6	240	D1HA	1114-JA	15 x 7	23
D3TA	1113-CBA	16 1/2 x 4 1/2	233	D1HA	1114-KA	15 x 7	237
D4HA	1113-CFA	16 1/2 x 7	308	D1HA	1114-LA	16 x 6	246
D4HA	1113-CGA	16 1/2 x 7	309	D1HA	1114-RA	16 1/2 x 6	267
D4HA	1113-CUA	16 1/2 x 7	310	D1HA	1114-SA	16 1/2 x 6	122
D4HA	1113-CZA	16 1/2 x 7	311	D1HA	1114-UA	16 1/2 x 7	9
D4HA	1113-DFA	16 1/2 x 7	312	D1HA	1114-YA	16 1/2 x 7	149
D4HA	1113-DJA	16 1/2 x 7	313	D1HA	1114-ABA	16 1/2 x 7	293
D4TA	1113-CHA	16 1/2 x 5	314	D1TA	1114-JA	15 x 5	259
D5HA	1113-BA	16 1/2 x 7	318	D1TA	1114-LA	15 x 5	260
D5HA	1113-UA	16 1/2 x 7	317	D1TA	1114-NA	15 x 5	244
D5HA	1113-YA	16 1/2 x 7	315	D1TA	1114-RA	15 x 5	212
D5HA	1113-ABA	16 1/2 x 7	319	D1TA	1114-SA	15 x 6	240
D5HA	1113-ACA	16 1/2 x 7	320	D1TA	1114-VA	15 x 6	183
D5TA	1113-VA	16 1/2 x 5	316	D1TA	1114-ZA	15 x 6	277
D5TA	1113-ZA	16 1/2 x 5	321	D1TA	1114-ABA	15 x 7	26
D7HA	1113-AA	16 1/2 x 7	329	D1TA	1114-ADA	16 1/2 x 4 1/2	233
D7HA	1113-CA	16 1/2 x 7	322	D1TA	1114-AEA	16 1/2 x 4 1/2	217
D7HA	1113-EA	16 x 6	332	D1TA	1114-AHA	16 1/2 x 6	288
D7HA	1113-CCA	16 1/2 x 7	327	D2HA	1114-JA	15 x 6	59
D7HA	1113-CDA	16 1/2 x 7	324	D3HA	1114-CRA	15 x 6	302
D7HA	1113-CEA	16 1/2 x 7	323	D3HA	1114-DGA	16 1/2 x 7	301
D7HA	1113-CFA	16 1/2 x 7	337	D3TA	1114-BMA	15 x 4	344
D7HA	1113-CGA	16 x 6	349	D3TA	1114-BRA	15 x 5	259
D7HA	1113-CHA	16 x 6	326	D3TA	1114-BSA	15 x 5	297
D7HA	1113-CJA	16 x 6	350	D3TA	1114-BZA	15 x 5	244
D7HA	1113-CKA	16 x 6	325	D3TA	1114-CAA	15 x 6	240
D7HT	1113-GA	16 1/2 x 7	342	D3TA	1114-CBA	16 1/2 x 4 1/2	233
D7HT	1113-HA	16 1/2 x 7	328	D5HA	1114-BA	16 1/2 x 7	318
D7HT	1113-JA	16 1/2 x 7	338	D5HA	1114-UA	16 1/2 x 7	317
D7HT	1113-KA	16 1/2 x 7	334	D5HA	1114-YA	16 1/2 x 7	315
D7HT	1113-MA	16 1/2 x 7	335	D5TA	1114-VA	16 1/2 x 5	316
D7HT	1113-SA	16 1/2 x 7	340	D5TA	1114-ZA	16 1/2 x 7	321
D7HT	1113-TA	16 1/2 x 7	336	D7HA	1114-AA	16 1/2 x 7	329
D7HT	1113-UA	16 1/2 x 7	341	D7HA	1114-CA	16 1/2 x 7	322
D7HT	1113-VA	16 1/2 x 7	337	D7HA	1114-EA	16 x 6	332
D7HT	1113-AAA	16 1/2 x 5	314	D7HT	1114-GA	16 1/2 x 7	342
D7HT	1113-ACA	15 x 5	355	D7HT	1114-HA	16 1/2 x 7	328
D7HT	1113-CLA	18 x 7	345	D7HT	1114-CRA	16 1/2 x 7	330
D7HT	1113-CNA	16 1/2 x 7	346	D7HT	1114-CSA	16 1/2 x 7	331
D7HT	1113-CRA	16 1/2 x 7	330	D7HT	1114-CTA	16 1/2 x 7	333
D7HT	1113-CTA	16 1/2 x 7	333	D8HT	1114-GA	16 1/2 x 5	316
D8HT	1113-AA	16 1/2 x 5	351	D8HT	1114-KA	16 1/2 x 5	321
D8HT	1113-BA	16 1/2 x 5	352	D8HT	1114-LA	16 1/2 x 7	317

100% SATISFACTION GUARANTEED

BUY IT NOW!

Click Here To Order



1973/79 TRUCK SERIES 600/900

HOW TO UTILIZE REAR HUB and DRUM PARTS LIST

1. Determine rear axle capacity of the truck model for which the part is desired.
2. Select appropriate parts list number from the Model Application Chart
3. Refer to Parts List (which follow the Application Chart)

for the following items:

1107-8	Bolt-hub	1175	Retainer-rear wheel grease
1109	Hub assy.-rear	1181	Oil seal assy.-rear axle
1118-9	Bolt-hub	1239	Cup-rear wheel outer bearing
1124	Washer-rear bearing nut lock	1240	Cone and roller assy.-rear wheel outer bearing
1126	Drum-rear brake	1243	Cup-rear wheel inner bearing
1174	Wiper assy.-rear axle shaft	1244	Cone and roller assy.-rear wheel inner bearing

For dimensions or identification numbers, on the above items, refer to the appropriate group.

MODEL APPLICATION CHART for REAR HUBS, DRUMS & RELATED PARTS

For Front Hubs, Drums, etc., refer to Section 11.1

REAR AXLE CAPACITY	MODEL	BRAKE SIZE (inches)	YEAR	†	‡	@	•	REAR AXLE CAPACITY	MODEL	BRAKE SIZE (inches)	YEAR	†	‡	@	•
				P	S	D	M					P	S	D	M
				O	S	K	E					O	S	K	E
				NO.	NO.	NO.	NO.					NO.	NO.	NO.	NO.
Notes: B-Budd D-Dayton G-Gunite (Div. of Kelsey Hayes Co.) R-Rockwell, M-Motor Wheel † Size shown in inches ‡ Number of holes for mounting studs shown • Parts Lists follow this Application Chart															
13000 lb	All	15 x 4	78/		6	D	344	18500 lb	All	15 x 7	73/75	20	G		195
15000 lb	All	15 x 5	73/77	20	D	255					73/	22	D	196	
			78/	20	D	355					73/75	22	G	197	
			73/75	20	G	256					73/	10	R	26	
			73/	6	D	259					73	10	B	283	
			73/75	6	G	260									
17500 lb, 32000 lb.	All	15 x 5	73/75	20	D	228				16 1/2 x 6	73/75	20	G	294	
			73/	6	B	244					73/75	22	D	300	
			73/	10	R	212					73/75	22	G	201	
			73/	10	R	212					73/75	10	R	288	
	All	15 x 6	73/75	20	G	220				16 1/2 x 7	73/75	20	G	203	
				73/	20	D					231	75/	20	G	308
				73/	6	B					240	77/	20	D	334
				73/	10	R					183	73/75	22	D	204
	All	16 1/2 x 4 1/2	73/75	20	D	224				16 1/2 x 7	75/	22	D	309	
				73/75	6	B					233	73/75	22	G	205
				73/75	10	R					217	77/	10	R	330
18500 lb	All	15 x 6	73/75	20	G	189				15 x 7	73/75	20	D	239	
			73/75	22	G	192					73/	20	G	238	
			73/	22	D	299					73/75	22	G	241	
			73	10	B	59					73/75	10	R	23	
			73/75	10	B	302					73/75	10	R	237	
			73/	10	R	277									

BUY IT NOW!

Click Here To Order

1973/79
TRUCK SERIES 600/900

MODEL APPLICATION CHART for REAR HUBS, DRUMS & RELATED PARTS

For Front Hubs, Drums, etc., refer to Section 11.1

REAR AXLE CAPACITY	MODEL	BRAKE SIZE (inches)	YEAR	† P O K E	‡ S I O K E	@ D M A L I S T	• PARTS NO.	REAR AXLE CAPACITY	MODEL	BRAKE SIZE (inches)	YEAR	† P O K E	‡ S I O K E	@ D M A L I S T	• PARTS NO.
--------------------	-------	---------------------	------	-----------------------	----------------------------	--------------------------------------	-------------------	--------------------	-------	---------------------	------	-----------------------	----------------------------	--------------------------------------	-------------------

Notes: B—Budd D—Dayton G—Gunitite (Div. of Kelsey Hayes Co.) R—Rockwell, M—Motor Wheel
† Size shown in inches ‡ Number of holes for mounting studs shown
• Parts Lists follow this Application Chart

22000 lb	All	16 x 6	73/75	20	D	242	23000 lb	CL—CLT9000	16 1/2 x 7	78/	22	D	337	
			73/75	20	G	243				78/	22	G	341	
			76/	20	D	326				78/	10	M	329	
			78/	20	G	349				78/	10	R	342	
	"Before Ser. C85,001"	73/76	22	G	245	32000 lb		Refer to 17500 lb						
	"From Ser. C85,001"	76/	22	D	325	34000 lb		All—Hydraulic Brakes	15 x 6	73/75	20	G	189	
	"Before Ser. C85,001"	73/76	22	G	245					Air Brakes	73/75	20	G	190
	"From Ser. C85,001"	76/	22	G	350					Hydraulic Brakes	73/75	22	G	192
	"Before Ser. C85,001"	73/76	10	B	246					Air Brakes	73/75	22	G	193
	"From Ser. C85,001"	76/	10	B	332				73/75	22	D	299		
	All	16 1/2 x 6	73/75	20	G			247	"Before Ser. S40,001"	73	10	B	59	
	Aluminum Steel	73/75	20	D	248			"From Ser. S40,001"	73/75	10	B	302		
		73/75	22	G	221				73/	10	R	277		
		73/75	10	R	122			All—Hydraulic Brakes	15 x 7	73/75	20	G	195	
		73/75	10	R	267			Air Brakes	73/75	20	G	208		
	All	16 1/2 x 7	73/75	20	D			222	Hydraulic Brakes	73/75	22	D	196	
	"Before Ser. W40,001"	75/	20	D	310			Air Brake	73/75	22	G	197		
	"From Ser. W40,001"	73/76	20	G	223	"Before Ser. S40,001"		73	10	B	283			
	"Before Ser. C85,001"	73/76	20	G	327	"From Ser. S40,001"		73/75	10	B	303			
	"From Ser. C85,001"	76/	20	G	327			73/	10	R	26			
"Before Ser. C85,001"	73/76	22	G	225	All	16 1/2 x 6	73/75	20	G	294				
"From Ser. C85,001"	76/	22	G	323		73/75	22	G	201					
"Before Ser. Z05,001"	77/	22	D	337		73/75	22	D	300					
"From Ser. Z05,001"	73/75	10	R	9		73/75	22	D	300					
	77/	10	R	342		73/75	22	D	300					
	75/77	10	B	317		73/75	22	D	300					
	77/	10	B	333		73/75	10	R	288					
23000 lb	All	15 x 7	73/75	20	D	239	Exc. CL—CLT9000	16 1/2 x 7	73/75	20	G	203		
Steel	73/	20	G	238	"Before Ser. W40,001"	75/77	20		G	308				
	73/75	22	G	241	"From Ser. W40,001"	77/	20		D	334				
	73/75	10	R	23	"Before Ser. W40,001"	73/75	22		D	204				
	73/75	10	R	237	"From Ser. W40,001 to Z05,001"	75/77	22		D	309				
Exc. CL—CLT9000	16 1/2 x 7	73/75	20	D	222	"From Ser. Z05,001"	77/		22	D	335			
"Before Ser. W40,001"	75/	20	D	310	"Before Ser. W40,001"	73/75	22		G	205				
"From Ser. W40,001"	73/76	20	G	223	"From Ser. W40,001"	73/75	10		R	293				
"Before Ser. C85,001"	73/76	20	G	223	"From Ser. W40,001 to Z05,001"	75/77	10		R	318				
"From Ser. C85,001"	76/	20	G	327	"From Ser. Z05,001"	77/	10		R	330				
R—170 axle	75/	20	D	320	CL—CLT9000	16 1/2 x 7	78/		20	D	334			
"Before Ser. C85,001"	73/76	22	G	225			78/		20	G	338			
"From Ser. C85,001"	76/	22	G	323			78/	22	D	335				
"Before Ser. Z05,001"	75/77	22	D	319			78/	10	M	328				
"From Ser. Z05,001"	77/	22	D	337			78/	10	R	330				
	73/75	10	R	9										
	77/	10	R	342										
	75/77	10	B	317										
"Before Ser. Z05,001"	75/77	10	B	315										
"From Ser. Z05,001"	77/	10	B	333										

100% SATISFACTION GUARANTEED

BUY IT NOW!

Click Here To Order

1973/79 TRUCK SERIES 600/900

MODEL APPLICATION CHART for REAR HUBS, DRUMS & RELATED PARTS
For Front Hubs, Drums, etc., refer to Section 11.1

REAR AXLE CAPACITY	MODEL	BRAKE SIZE (inches)	YEAR	†	‡	@	● PARTS LIST NO.	REAR AXLE CAPACITY	MODEL	BRAKE SIZE (inches)	YEAR	†	‡	@	● PARTS LIST NO.
<p>Notes: B—Budd D—Dayton G—Gunitite (Div. of Kelsey Hayes Co.) R—Rockwell, M—Motor Wheel † Size shown in inches ‡ Number of holes for mounting studs shown ● Parts Lists follow this Application Chart</p>															
38000 lb	All	15 x 6	73/75	20			G 249	38000 lb.	CL—CLT9000	16 1/2 x 7	78/	20		D 336	
			73/75	20		D 250	78/				20		G 340		
	Aluminum	Steel	73/75	22		G 252	78/		22		D 337				
			73/75	10	R	90	78/		22		D 337				
	Steel	Aluminum	73/75	10	R	253	78/		22		G 341				
			73/75	10	R	253	78/		22		G 341				
	All	15 x 7	73/75	20		D 239	44000 lb		Exc. CL—CLT9000	16 1/2 x 7	73/75	20		D 21	
			73/	20		G 238					75/	20		D 310	
	Steel	Aluminum	73/75	22		G 241			"Before Ser. W40,001"	73/76	20		G 12		
			73/75	10	R	23			"From Ser. W40,001"	76/	20		G 327		
	Aluminum	Steel	73/75	10	R	237			"Before Ser. C85,001"	73/76	22		G 15		
			73/75	10	R	237			"From Ser. C85,001"	76/77	22		G 323		
	All	16 1/2 x 6	73/75	20		G 247			"Before Ser. C85,001"	78/	22		G 354		
			73/75	20		D 248			"From Ser. C85,001"	77/	24		G 346		
	Aluminum	Steel	73/75	22		G 221			"Before Ser. S40,001"	73	10	B	149		
			73/75	10	R	122			"From Ser. S40,001"	73/75	10	B	301		
	Exc. CL—CLT9000	16 1/2 x 7	73/75	20		D 222			CL—CLT9000	16 1/2 x 7	78/	20		G 340	
			"Before Ser. W40,001"	75/76	20						D 310	78/	20		D 336
	"From Ser. W40,001"	77/	20		D 336	78/					22		D 337		
	"Before Ser. C85,001"	73/76	20		G 223	78/					22		G 341		
"From Ser. C85,001"	76/	20		G 327	78/	22					G 341				
"Before Ser. C85,001"	73/76	22		G 225	78/	10		B			333				
"From Ser. C85,001"	76/	22		G 323	78/	10		B			333				
"Before Ser. Z05,001"	77/	22		D 337	78/	10		R			342				
"From Ser. Z05,001"	75/77	10	B	317	78/	10		R			342				
"Before Ser. Z05,001"	77/	10	B	333	78/	22					D 337				
"From Ser. Z05,001"	73/75	10	R	9	78/	22		G 341							
"From Ser. Z05,001"	77/	10	R	342	78/	10	R	342							
50000 lb	All	16 1/2 x 7	73/75	24		D 295	50000 lb	All			16 1/2 x 7	73/75	24		D 295
			"From Ser. W40,001"	75/77	24							D 313	"From Ser. W40,001"	75/77	24
58000 lb, 65000 lb	All	18 x 7	77/	24		G 345	58000 lb, 65000 lb	All			18 x 7	77/	24		G 345
			77/	24		G 345						77/	24		G 345

BUY IT NOW!

Click Here To Order

1973/79
TRUCK SERIES 600/900

QTY.	PART NUMBER	DESCRIPTION	QTY.	PART NUMBER	DESCRIPTION
REAR HUB and DRUM PARTS LISTS					
For model application, refer to the model application charts in this section					
PARTS LIST NO. 9			PARTS LIST NO. 15 — Cont'd		
2	C5TZ 1109-L	Hub	2	D0HZ 1175-F	Kit (grease retainer)-w/Stemco wet type seals
AR	7EQH 1118	Bolt (R.H. hub)			
AR	7EQH 1119	Bolt (L.H. hub)	2	TUAA 1239-A	Cup (outer bearing)
2	TUAA 1124-A	Washer-22M and 38M axles	2	B8QH 1240-B	Bearing (outer)
2	B8QH 1124-A	Washer-23M axle	2	TUAA 1243-A	Cup (inner bearing)
2	D1HZ 1126-C	Drum	2	C2TZ 1244-A	Bearing (inner)
AR	BB 1132	Nut R.H. thread 3/4"-16 x 2 1/8" Long (Inner)	AR	380853-S8	Nut 3/4"-10 Hex hd.
AR	BB 1133	Nut L.H. thread 3/4"-16 x 2 1/2" Long (Inner)	PARTS LIST NO. 21		
AR	BB 1134	Nut R.H. thread 1 1/8"-16 Hex hd (Outer)	2	C9TZ 1109-K	Hub
AR	BB 1135	Nut L.H. thread 1 1/8"-16 Hex hd (Outer)	2	B8QH 1124-A	Washer
2	C9HZ 1175-A	Kit (grease retainer)-w/o Stemco wet type seals-22M and 38M axles	2	D1HZ 1126-B	Drum
2	D0HZ 1175-E	Kit (grease retainer)-w/Stemco wet type seals-22M and 38M axles	AR	C5TZ 1151-A	Bolt (R.H. and L.H. hub)
2	C9HZ 1175-B	Kit (grease retainer)-w/o Stemco wet type seals-23M axle	2	C9HZ 1175-A	Kit (grease retainer)-w/o Stemco wet type seals
2	D0HZ 1175-F	Kit (grease retainer)-w/Stemco wet type seals-23M axle	2	D0HZ 1175-F	Kit (grease retainer)-w/Stemco wet type seals
2	TUAA 1181-A	Oil seal-22M and 38M axles	2	TUAA 1239-A	Cup (outer bearing)
2	B8QH 1181-A	Oil seal-23M axle	2	B8QH 1240-A	Bearing (outer)
2	TUAA 1239-A	Cup (outer bearing)	2	TUAA 1243-A	Cup (inner bearing)
2	TUAA 1240-A	Bearing (outer)-22M and 38M axles	2	C2TZ 1244-A	Bearing (inner)
2	B8QH 1240-B	Bearing (outer)-23M axle	AR	380853-S7-8	(MM-14-B)-nut 3/4" - 10 Hex hd.
2	TUAA 1243-A	Cup (inner bearing)	PARTS LIST NO. 23		
2	★TUAA 1244-A	Bearing (inner)-22M and 38M axies- r/b D5HZ 1244-A	2	C5TZ 1109-L	Hub
2	D7HZ 1244-A	Bearing (inner)-23M axle	AR	7EQH 1118	Bolt (R.H. hub)
PARTS LIST NO. 12			AR	7EQH 1119	Bolt (L.H. hub)
2	C9TZ 1109-G	Hub	2	TUAA 1124-A	Washer-22M and 38M axles
2	B8QH 1124-A	Washer	2	B8QH 1124-A	Washer-23M axle
2	D1HZ 1126-B	Drum	2	C3TZ 1126-L	Drum
AR	C5TZ 1151-A	Bolt (R.H. and L.H. hub)	AR	BB 1132	Nut R.H. thread 3/4"-16 x 2 1/8" Long (Inner)
2	C9HZ 1175-A	Kit (grease retainer)-w/o Stemco wet type seals	AR	BB 1133	Nut L.H. thread 3/4"-16 x 2 1/2" Long (Inner)
2	D0HZ 1175-F	Kit (grease retainer)-w/Stemco wet type seals	AR	BB 1134	Nut R.H. thread 1 1/8"-16 Hex hd (Outer)
2	TUAA 1239-A	Cup (outer bearing)	AR	BB 1135	Nut L.H. thread 1 1/8"-16 Hex hd (Outer)
2	B8QH 1240-A	Bearing (outer)	2	C9HZ 1175-A	Kit (grease retainer)-w/o Stemco wet type seals-22M and 38M axles
2	TUAA 1243-A	Cup (inner bearing)	2	D0HZ 1175-E	Kit (grease retainer)-w/Stemco wet type seals-22M and 38M axles
2	C2TZ 1244-A	Bearing (inner)	2	C9HZ 1175-B	Kit (grease retainer)-w/o Stemco wet type seals-23M axle
AR	380853-S7-8	(MM-14-B)-nut 3/4"-10 Hex hd.	2	D0HZ 1175-F	Kit (grease retainer)-w/Stemco wet type seals-23M axle
PARTS LIST NO. 15			2	TUAA 1181-A	Oil seal -- 22M and 38M axles
2	C9TZ 1109-H	Hub	2	B8QH 1181-A	Oil seal-23M axle
2	B8QH 1124-A	Washer	2	TUAA 1239-A	Cup (outer bearing)
2	D1HZ 1126-B	Drum	2	TUAA 1240-A	Bearing (outer)-22M and 38M axles
AR	C5TZ 1151-A	Bolt (R.H. and L.H. hub)	2	B8QH 1240-B	Bearing (outer)-23M axle
2	C9HZ 1175-A	Kit (grease retainer)-w/o Stemco wet type seals	2	TUAA 1243-A	Cup (inner bearing)
			2	D5HZ 1244-A	Bearing (inner)-22M and 38M axles
			2	D7HZ 1244-A	Bearing (inner)-23M axle

100% SATISFACTION GUARANTEED

BUY IT NOW!

Click Here To Order

PayPal American Express Discover MasterCard VISA

**1973/79
TRUCK SERIES 600/900**

QTY.	PART NUMBER	DESCRIPTION	QTY.	PART NUMBER	DESCRIPTION
REAR HUB and DRUM PARTS LISTS — Cont'd					
For model application, refer to the model application charts in this section					
PARTS LIST NO. 26			PARTS LIST NO. 122		
2	C5TZ 1109-N	Hub	2	C5TZ 1109-M	Hub (aluminum)
AR	C5TZ 1118-C	Bolt (R.H. hub)	AR	C5TZ 1118-D	Bolt (R.H. hub)
AR	C5TZ 1119-C	Bolt (L.H. hub)	2	C5TZ 1119-D	Bolt (L.H. hub)
2	7EQH 1124	Washer	2	TUAA 1124-A	Washer—22M and 38M axles
2	C3TZ 1126-L	Drum	2	B8QH 1124-A	Washer—23M axle
AR	BB 1132	Nut R.H.thread 3/4"-16 x 2 1/8"Long (Inner)	2	C5TZ 1126-AG	Drum
AR	BB 1133	Nut L.H. thread 3/4"-16 x 2 1/2" Long (Inner)	AR	BB 1132	Nut R.H. thread 3/4"-16 x 2 1/8"Long(Inner)
AR	BB 1134	Nut R.H. thread 1 1/8"-16 Hex hd (Outer)	AR	BB 1133	Nut L.H. thread 3/4"-16 x 2 1/2" Long (Inner)
AR	BB 1135	Nut L.H. thread 1 1/8"-16 Hex hd (Outer)	AR	BB 1134	Nut R.H. thread 1 1/8"-16 Hex hd (Outer)
2	B7TZ 1174-A	Wiper	AR	BB 1135	Nut L.H. thread 1 1/8"-16 Hex hd (Outer)
2	DOHZ 1175-D	Kit (grease retainer)-w/Stemco wet type seals	2	C9HZ 1175-A	Kit (grease retainer)—22M and 38M axles
2	DOTZ 1175-D	Kit (grease retainer)-w/o Stemco wet type seals	2	C9HZ 1175-B	Kit (grease retainer)—23M axles
2	7EQH 1239	Cup (outer bearing)	2	TUAA 1181-A	Oil seal—22M and 38M axles
2	7EQH 1240	Bearing (outer)	2	B8QH 1181-A	Oil seal—23M axle
2	7EQH 1243	Cup (inner bearing)	2	TUAA 1239-A	Cup (outer bearing)
2	7EQH 1244	Bearing (inner)	2	TUAA 1240-A	Bearing (outer)—22M and 38M axles
2	C8TZ 4254-A	Nut (RR WHL BRG OTR)	2	B8QH 1240-B	Bearing (outer)—23M axle
PARTS LIST NO. 59			2	TUAA 1243-A	Cup (inner bearing)
2	B5QH 1109-A	Hub	2	D5HZ 1244-A	Bearing (inner)—22M and 38M axles
AR	7EQH 1118	Bolt (R.H. hub)	2	D7HZ 1244-A	Bearing (inner)—23M axle
AR	7EQH 1119	Bolt (L.H. hub)	PARTS LIST NO. 149		
2	7EQH 1124	Washer	2	B3QH 1109-A	Hub
2	C3TZ 1126-J	Drum	AR	TUAA 1118-A	Bolt (R.H. hub)
AR	BB 1132	Nut R.H. thread 3/4"-16 x 2 1/8"Long (Inner)	AR	TUAA 1119-A	Bolt (L.H. hub)
AR	BB 1133	Nut L.H. thread 3/4"-16 x 2 1/2"Long (Inner)	2	B8QH 1124-A	Washer
AR	BB 1134	Nut R.H. thread 1 1/8"-16 Hex hd (Outer)	2	B8QH 1126-B	Drum
AR	BB 1135	Nut L.H. thread 1 1/8"-16 Hex hd(Outer)	AR	BB 1132	Nut R.H. thread 3/4"-16 x 2 1/8"Long (Inner)
2	B7TZ 1174-A	Wiper	AR	BB 1133	Nut L.H. thread 3/4"-16 x 2 1/2"Long (Inner)
2	7EQH 1175	Retainer	AR	BB 1134	Nut R.H. thread 1 1/8"-16 Hex hd (Outer)
2	8QH 1181	Oil seal	AR	BB 1135	Nut R.H. thread 1 1/8"-16 Hex hd(Outer)
2	7EQH 1239	Cup (outer bearing)	2	B8QH 1175-A	Retainer
2	7EQH 1240	Bearing (outer)	2	B8QH 1181-A	Oil seal
2	7EQH 1243	Cup (inner bearing)	2	TUAA 1239-A	Cup (outer bearing)
2	7EQH 1244	Bearing (inner)	2	B8QH 1240-B	Bearing (outer)
PARTS LIST NO. 90			2	TUAA 1243-A	Cup (inner bearing)
2	C5TZ 1109-M	Hub (aluminum)	2	D7HZ 1244-A	Bearing (inner)—Rockwell(Timken) axles
AR	C5TZ 1118-D	Bolt (R.H. hub)	2	C2TZ 1244-A	Bearing (inner)—Eaton axles
AR	C5TZ 1119-D	Bolt (L.H. hub)	PARTS LIST NO. 183		
2	TUAA 1124-A	Washer	2	DOTZ 1109-E	Hub
2	C5TZ 1126-AL	Drum	AR	7EQH 1118	Bolt (R.H. hub)
AR	BB 1132	Nut R.H. thread 3/4"-16 x 2 1/8" Long (Inner)	AR	7EQH 1119	Bolt (L.H. hub)
AR	BB 1133	Nut L.H. thread 3/4"-16 x 2 1/2" Long (Inner)	2	C5TZ 1126-AM	Drum
AR	BB 1134	Nut R.H. thread 1 1/8"-16 Hex hd (Outer)	AR	BB 1132	Nut R.H. thread 3/4"-16 x 2 1/8"Long (Inner)
AR	BB 1135	Nut L.H. thread 1 1/8"-16 Hex hd (Outer)	AR	BB 1133	Nut L.H. thread 3/4"-16 x 2 1/2" Long (Inner)
2	TUAA 1175-A	Retainer	AR	BB 1134	Nut R.H. thread 1 1/8"-16 Hex hd (Outer)
2	TUAA 1181-A	Oil seal	AR	BB 1135	Nut L.H. thread 1 1/8"-16 Hex hd (Outer)
2	TUAA 1239-A	Cup (outer bearing)	2	DOHZ 1175-C	Kit (grease retainer)-w/Stemco wet type seals
2	TUAA 1240-A	Bearing (outer)	2	DOTZ 1175-E	Kit (grease retainer)-w/o Stemco wet type seals
2	TUAA 1243-A	Cup (inner bearing)	2	B9T 1181-A	Oil seal
2	D5HZ 1244-A	Bearing (inner)	2	7EQH 1239	Cup (outer bearing)
			2	7EQH 1240	Bearing (outer)
			2	B6Q 1243-A	Cup (inner bearing)
			2	7EQ 1244	Bearing (inner)



BUY IT NOW!
Click Here To Order



COPYRIGHT © 1980—

FORD MOTOR
COMPANY

—DEARBORN, MICHIGAN

NEW ISSUE

1973/79
TRUCK SERIES 600/900

QTY.	PART NUMBER	DESCRIPTION	QTY.	PART NUMBER	DESCRIPTION
------	-------------	-------------	------	-------------	-------------

REAR HUB and DRUM PARTS LISTS — Cont'd

For model application, refer to the model application charts in this section

PARTS LIST NO. 189			PARTS LIST NO. 193		
2	C9TZ 1109-C	Hub	2	C9TZ 1109-D	Hub
2	7EQH 1124	Washer	2	7EQH 1124	Washer
2	C5TZ 1126-V	Drum	2	C6TZ 1126-G	Drum
AR	C5TZ 1151-A	Bolt (R.H. and L.H. hub)	AR	C5TZ 1151-A	Bolt (R.H. and L.H. hub)
2	D0HZ 1175-D	Kit (grease retainer)-w/Stemco wet type seals	2	D0HZ 1175-D	Kit (grease retainer)-w/Stemco wet type seals
2	D0TZ 1175-D	Kit (grease retainer)-w/o Stemco wet type seals	2	D0TZ 1175-D	Kit (grease retainer)-w/o Stemco wet type seals
2	7EQH 1239	Cup (outer bearing)	2	7EQH 1239	Cup (outer bearing)
2	7EQH 1240	Bearing (outer)	2	7EQH 1240	Bearing (outer)
2	7EQH 1243	Cup (inner bearing)	2	7EQH 1243	Cup (inner bearing)
2	7EQH 1244	Bearing (inner)	2	7EQH 1244	Bearing (inner)
2	C8TZ 4254-A	Oil seal	2	C8TZ 4254-A	Nut (RR WHL BRG OTR)
AR	380853-S7-8	(MM-14-B)-nut 3/4" - 10 Hex hd	AR	380853-S7-8	(MM-14-B)-nut 3/4"-10 Hex hd
PARTS LIST NO. 190			PARTS LIST NO. 195		
2	C9TZ 1109-C	Hub	2	C9TZ 1109-C	Hub
2	7EQH 1124	Washer	2	7EQH 1124	Washer
2	C6TZ 1126-G	Drum	2	C5TZ 1126-W	Drum
AR	C5TZ 1151-A	Bolt (R.H. and L.H. hub)	AR	C5TZ 1151-A	Bolt (R.H. and L.H. hub)
2	D0HZ 1175-D	Kit (grease retainer)-w/Stemco wet type seals	2	D0HZ 1175-D	Kit (grease retainer)-w/Stemco wet type seals
2	D0TZ 1175-D	Kit (grease retainer)-w/o Stemco wet type seals	2	D0TZ 1175-D	Kit (grease retainer)-w/o Stemco wet type seals
2	7EQH 1239	Cup (outer bearing)	2	7EQH 1239	Cup (outer bearing)
2	7EQH 1240	Bearing (outer)	2	7EQH 1240	Bearing (outer)
2	7EQH 1243	Cup (inner bearing)	2	7EQH 1243	Cup (inner bearing)
2	7EQH 1244	Bearing (inner)	2	7EQH 1244	Bearing (inner)
AR	380853-S7-8	(MM-14-B)-nut 3/4"-10 Hex hd	2	C8TZ 4254-A	Nut (RR WHL BRG OTR)
PARTS LIST NO. 192			PARTS LIST NO. 196		
2	C9TZ 1109-D	Hub	2	C9TZ 1109-M	Hub
2	7EQH 1124	Washer	2	7EQH 1124	Washer
2	C5TZ 1126-V	Drum	2	C5TZ 1126-W	Drum
AR	C5TZ 1151-A	Bolt (R.H. and L.H. hub)	AR	C5TZ 1151-A	Bolt (R.H. and L.H. hub)
2	D0HZ 1175-D	Kit (grease retainer)-w/Stemco wet type seals	2	D0HZ 1175-D	Kit (grease retainer)-w/Stemco wet type seals
2	D0TZ 1175-D	Kit (grease retainer)-w/o Stemco wet type seals	2	D0TZ 1175-D	Kit (grease retainer)-w/o Stemco wet type seals
2	7EQH 1239	Cup (outer bearing)	2	7EQH 1239	Cup (outer bearing)
2	7EQH 1240	Bearing (outer)	2	7EQH 1240	Bearing (outer)
2	7EQH 1243	Cup (inner bearing)	2	7EQH 1243	Cup (inner bearing)
2	7EQH 1244	Bearing (inner)	2	7EQH 1244	Bearing (inner)
2	C8TZ 4254-A	Nut (RR WHL BRG OTR)	2	7EQH 1244	Bearing (inner)
AR	380853-S7-8	(MM-14-B)-nut 3/4"-10 Hex hd	2	C8TZ 4254-A	Nut (RR WHL BRG OTR)
			AR	380853-S7-8	(MM-14-B)-nut 3/4"-10 Hex hd

100% SATISFACTION GUARANTEED

BUY IT NOW!

Click Here To Order

PayPal American Express Discover MasterCard VISA

1973/79 TRUCK SERIES 600/900

QTY.	PART NUMBER	DESCRIPTION	QTY.	PART NUMBER	DESCRIPTION
REAR HUB and DRUM PARTS LISTS — Cont'd					
For model application, refer to the model application charts in this section					
PARTS LIST NO. 197			PARTS LIST NO. 204		
2	C9TZ 1109-D	Hub	2	C9TZ 1109-M	Hub
2	7EQH 1124	Washer	2	7EQH 1124	Washer
2	C5TZ 1126-W	Drum	2	C5TZ 1126-AC	Drum
AR	C5TZ 1151-A	Bolt (R.H. and L.H. hub)	AR	C5TZ 1151-A	Bolt (R.H. and L.H. hub)
2	DOHZ 1175-D	Kit (grease retainer)-w/Stemco wet type seals	2	DOHZ 1175-D	Kit (grease retainer)-w/Stemco wet type seals
2	DOTZ 1175-D	Kit (grease retainer)-w/o Stemco wet type seals	2	DOTZ 1175-D	Kit (grease retainer)-w/o Stemco wet type seals
2	7EQH 1239	Cup (outer bearing)	2	7EQH 1239	Cup (outer bearing)
2	7EQH 1240	Bearing (outer)	2	7EQH 1240	Bearing (outer)
2	7EQH 1243	Cup (inner bearing)	2	7EQH 1243	Cup (inner bearing)
2	7EQH 1244	Bearing (inner)	2	7EQH 1244	Bearing (inner)
2	C8TZ 4254-A	Nut (rr whl brg otr)	2	C8TZ 4254-A	Nut (rr whl brg otr)
AR	380853-S7-8	(MM-14-B)-nut 3/4"-10 Hex hd	AR	380853-S7-8	(MM-14-B)-nut 3/4"-10 Hex hd
PARTS LIST NO. 201			PARTS LIST NO. 205		
2	C9TZ 1109-D	Hub	2	C9TZ 1109-D	Hub
2	7EQH 1124	Washer	2	7EQH 1124	Washer
2	C5TZ 1126-AB	Drum	2	C5TZ 1126-AC	Drum
AR	C5TZ 1151-A	Bolt (R.H. and L.H. hub)	AR	C5TZ 1151-A	Bolt (R.H. and L.H. hub)
2	DOHZ 1175-D	Kit (grease retainer)-w/Stemco wet type seals	2	DOHZ 1175-D	Kit (grease retainer)-w/Stemco wet type seals
2	DOTZ 1175-D	Kit (grease retainer)-w/o Stemco wet type seals	2	DOTZ 1175-D	Kit (grease retainer)-w/o Stemco wet type seals
2	7EQH 1239	Cup (outer bearing)	2	7EQH 1239	Cup (outer bearing)
2	7EQH 1240	Bearing (outer)	2	7EQH 1240	Bearing (outer)
2	7EQH 1243	Cup (inner bearing)	2	7EQH 1243	Cup (inner bearing)
2	7EQH 1244	Bearing (inner)	2	7EQH 1244	Bearing (inner)
2	C8TZ 4254-A	Nut (rr whl brg otr)	2	C8TZ 4254-A	Nut (rr whl brg otr)
AR	380853-S7-8	(MM-14-B)-nut 3/4"-10 Hexhd	AR	380853-S7-8	(MM-14-B)-nut 3/4"-10 Hex hd
PARTS LIST NO. 203			PARTS LIST NO. 208		
2	C9TZ 1109-C	Hub	2	C9TZ 1109-E	Hub
2	7EQH 1124	Washer	2	7EQH 1124	Washer
2	C5TZ 1126-AC	Drum	2	C7TZ 1126-B	Drum
AR	C5TZ 1151-A	Bolt (R.H. and L.H. hub)	AR	C5TZ 1151-A	Bolt (R.H. and L.H. hub)
2	DOHZ 1175-D	Kit (grease retainer)-w/Stemco wet type seals	2	DOTZ 1175-D	Kit (grease retainer)
2	DOTZ 1175-D	Kit (grease retainer)-w/o Stemco wet type seals	2	7EQH 1239	Cup (outer bearing)
2	7EQH 1239	Cup (outer bearing)	2	7EQH 1240	Bearing (outer)
2	7EQH 1240	Bearing (outer)	2	7EQH 1243	Cup (inner bearing)
2	7EQH 1243	Cup (inner bearing)	2	7EQH 1244	Bearing (inner)
2	7EQH 1244	Bearing (inner)	AR	380853-S7-8	(MM-14-B)-nut 3/4"-10 Hex hd
2	C8TZ 4254-A	Nut (rr whl brg otr)	PARTS LIST NO. 209		
AR	380853-S7-8	(MM-14-B)-nut 3/4"-10 Hex hd	2	C9TZ 1109-F	Hub
			2	7EQH 1124	Washer
			2	C7TZ 1126-B	Drum
			AR	C5TZ 1151-A	Bolt (R.H. and L.H. hub)
			2	DOTZ 1175-D	Kit (grease retainer)
			2	7EQH 1239	Cup (outer bearing)
			2	7EQH 1240	Bearing (outer)
			2	7EQH 1243	Cup (inner bearing)
			2	7EQH 1244	Bearing (inner)

100% SATISFACTION GUARANTEED

BUY IT NOW!

Click Here To Order



1973/79
TRUCK SERIES 600/900

QTY.	PART NUMBER	DESCRIPTION	QTY.	PART NUMBER	DESCRIPTION
REAR HUB and DRUM PARTS LISTS — Cont'd					
For model application, refer to the model application charts in this section					
PARTS LIST NO. 212			PARTS LIST NO. 221		
2	DOTZ 1109-E	Hub	2	C9TZ 1109-H	Hub
AR	7EQH 1118	Bolt (R.H. hub)	2	B8QH 1124-A	Washer-23M axle
AR	7EQH 1119	Boit (L.H. hub)	2	TUAA 1124-A	Washer-22M and 38M axles
2	C5TZ 1126-AN	Drum	2	C5TZ 1126-AB	Drum
AR	BB 1132	Nut R.H. thread 3/4"-16 x 2 1/8"long (Inner)	AR	C5TZ 1151-A	Bolt (R.H. and L.H. hub)
AR	BB 1133	Nut L.H. thread 3/4"-16 x 2 1/2"long (Inner)	2	C9HZ 1175-A	Kit (grease retainer)-w/o Stemco wet type seals-22M and 38M axles
AR	BB 1134	Nut R.H. thread 1 1/8"-16 Hex hd (Outer)	2	D0HZ 1175-E	Kit (grease retainer)-w/Stemco wet type seals-22M and 38M axles
AR	BB 1135	Nut L.H. thread 1 1/8"-16 Hex hd (Outer)	2	C9HZ 1175-B	Kit (grease retainer)-w/o Stemco wet type seals-23M axle
2	D0HZ 1175-C	Kit (grease retainer)-w/Stemco wet type seals	2	D0HZ 1175-F	Kit (grease retainer)-w/Stemco wet type seals-23M axle
2	DOTZ 1175-E	Kit (grease retainer)-w/o Stemco wet type seals	2	TUAA 1239-A	Cup (outer bearing)
2	B9T 1181-A	Oil seal	2	TUAA 1240-A	Bearing (outer)
2	7EQH 1239	Cup (outer bearing)	2	TUAA 1243-A	Cup (inner bearing)
2	7EQH 1240	Bearing (outer)	2	★ TUAA 1244-A	Bearing (inner)-r/b D5HZ 1244-A
2	B6Q 1243-A	Cup (inner bearing)	AR	380853-S7-8	(MM-14-B)-nut 3/4"-10 Hex hd
2	7EQ 1244	Bearing (inner)	PARTS LIST NO. 222		
PARTS LIST NO. 217			PARTS LIST NO. 223		
2	DOTZ 1109-E	Hub	2	C9TZ 1109-K	Hub
AR	7EQH 1118	Bolt (R.H. hub)	2	B8QH 1124-A	Washer-23M axle
AR	7EQH 1119	Bolt (L.H. hub)	2	TUAA 1124-A	Washer-22M and 38M axles
2	7EQ 1124	Washer	2	C5TZ 1126-AC	Drum
2	C5TZ 1126-AP	Drum	AR	C5TZ 1151-A	Bolt (R.H. and L.H. hub)
AR	BB 1132	Nut R.H. thread 3/4"-16 x 2 1/8"long (Inner)	2	C9HZ 1175-A	Kit (grease retainer)-w/o Stemco wet type seal-22M and 38M axles
AR	BB 1133	Nut L.H. thread 3/4"-19 x 2 1/2"long (Inner)	2	D0HZ 1175-E	Kit (grease retainer)-w/Stemco wet type seals-22M and 38M axles
AR	BB 1134	Nut R.H. thread 1 1/8"-16 Hex hd (Outer)	2	C9HZ 1175-B	Kit (grease retainer)-w/o Stemco wet type seals-23M axle
AR	BB 1135	Nut L.H. thread 1 1/8"-16 Hex hd (Outer)	2	D0HZ 1175-F	Kit (grease retainer)-w/Stemco wet type seals-23M axle
2	7EQ 1174	Wiper	2	TUAA 1239-A	Cup (outer bearing)
2	D0HZ 1175-C	Kit (grease retainer)-w/Stemco wet type seals	2	TUAA 1240-A	Bearing (outer)
2	DOTZ 1175-E	Kit (grease retainer)-w/o Stemco wet type seals	2	TUAA 1243-A	Cup (inner bearing)
2	7EQH 1239	Cup (outer bearing)	2	★ TUAA 1244-A	Bearing (inner)-r/b D5HZ 1244-A
2	7EQH 1240	Bearing (outer)	AR	380853-S7-8	(MM-14-B)-nut 3/4"-10 Hex hd
2	B6Q 1243-A	Cup (inner bearing)	PARTS LIST NO. 220		
2	7EQ 1244	Bearing (inner)	PARTS LIST NO. 223		
2	C8TZ 4254-A	Nut (rr whl brg otr)	2	C9TZ 1109-G	Hub
2	DOTZ 1109-A	Hub	2	B8QH 1124-A	Washer-22M axle
2	7EQ 1124	Washer	2	TUAA 1124-A	Washer-22M and 38M axles
2	C5TZ 1126-Z	Drum	2	C5TZ 1126-AC	Drum
AR	C5TZ 1151-A	Bolt (R.H. and L.H. hub)	AR	C5TZ 1151-A	Bolt (R.H. and L.H. hub)
2	D0HZ 1175-C	Kit (grease retainer)-w/Stemco wet type seals	2	C9HZ 1175-A	Kit (grease retainer)-w/o Stemco wet type seals-22M and 38M axles
2	DOTZ 1175-E	Kit (grease retainer)-w/o Stemco wet type seals	2	D0HZ 1175-E	Kit (grease retainer)-w/Stemco wet type seals-22M and 38M axles
2	7EQH 1239	Cup (outer bearing)	2	C9HZ 1175-B	Kit (grease retainer)-w/o Stemco wet type seals-23M axle
2	7EQH 1240	Bearing (outer)	2	D0HZ 1175-F	Kit (grease retainer)-w/Stemco wet type seals-23M axle
2	B6Q 1243-A	Cup (inner bearing)	2	TUAA 1239-A	Cup (outer bearing)
2	7EQ 1244	Bearing (inner)	2	TUAA 1240-A	Bearing (outer)
AR	380853-S7-8	(MM-14-B)-nut 3/4"-10 Hex hd	2	TUAA 1243-A	Cup (inner bearing)
			2	★ TUAA 1244-A	Bearing (inner)-r/b D5HZ 1244-A
			AR	380853-S7-8	(MM-14-B)-nut 3/4"-10 Hex hd

100% SATISFACTION GUARANTEED

BUY IT NOW!

Click Here To Order

PayPal American Express Discover MasterCard VISA

**1973/79
TRUCK SERIES 600/900**

QTY.	PART NUMBER	DESCRIPTION	QTY.	PART NUMBER	DESCRIPTION
REAR HUB and DRUM PARTS LISTS — Cont'd					
For model application, refer to the model application charts in this section					
PARTS LIST NO. 224			PARTS LIST NO. 228 — Cont'd		
2	DOTZ 1109-B	Hub	2	7EQH 1239	Cup (outer bearing)
2	7EQ 1124	Washer	2	7EQH 1240	Bearing (outer)
2	C6TZ 1126-F	Drum	2	B6Q 1243-A	Cup (inner bearing)
AR	C5TZ 1151-A	Bolt (R.H. and L.H. hub)	2	7EQ 1244	Bearing (inner)
2	DOHZ 1175-C	Kit (grease retainer)-w/Stemco wet type seals	AR	380853-S7-8	(MM-14-B)-nut 3/4"-10 Hex hd
2	DOTZ 1175-E	Kit (grease retainer)-w/o Stemco wet type seals	PARTS LIST NO. 231		
2	7EQH 1239	Cup (outer bearing)	2	DOTZ 1109-B	Hub
2	7EQH 1240	Bearing (outer)	2	7EQ 1124	Washer
2	B6Q 1243-A	Cup (inner bearing)	2	C5TZ 1126-Z	Drum
2	7EQ 1244	Bearing (inner)	AR	C5TZ 1151-A	Bolt (R.H. and L.H. hub)
AR	380853-S7-8	(MM-14-B)-nut 3/4"-10 Hex hd	AR	D5HZ 1151-B	Stud (rim)
PARTS LIST NO. 225			2	DOHZ 1175-C	Kit (grease retainer)-w/Stemco wet type seals
2	C9TZ 1109-H	Hub	2	DOTZ 1175-E	Kit (grease retainer)-w/o Stemco wet type seals
2	B8QH 1124-A	Washer-23M axle	2	7EQH 1239	Cup (outer bearing)
2	TUAA 1124-A	Washer-22M and 38M axles	2	7EQH 1240	Bearing (outer)
2	C5TZ 1126-AC	Drum	2	B6Q 1243-A	Cup (inner bearing)
AR	C5TZ 1151-A	Bolt (R.H. and L.H. hub)	2	7EQ 1244	Bearing
2	C9HZ 1175-A	Kit (grease retainer)-w/o Stemco wet type seals-22M and 38M axles	AR	380853-S7-8	(MM-14-B)-nut 3/4" 3/4"-10 Hex hd
2	DOHZ 1175-E	Kit (grease retainer)-w/Stemco wet type seals-22M and 38M axles	PARTS LIST NO. 233		
2	C9HZ 1175-B	Kit (grease retainer)-w/o Stemco wet type seals-23M axle	AR	C4TZ 1107-E	Bolt (R.H. hub)
2	DOHZ 1175-F	Kit (grease retainer)-w/Stemco wet type seals-23M axle	AR	C4TZ 1107-F	Bolt (L.H. hub)
2	TUAA 1239-A	Cup (outer bearing)	2	DOTZ 1109-C	Hub
2	TUAA 1240-A	Bearing (outer)	2	C3TZ 1126-F	Drum
2	★ TUAA 1244-A	Bearing (inner)-r/b D5HZ 1244-A	2	7EQ 1124	Washer
AR	380853-S7-8	(MM-14-B)-nut 3/4"-10 Hex hd	AR	BB 1132	Nut R.H. thread 3/4"-16 x 2 1/8" Long (Inner)
PARTS LIST NO. 228			AR	BB 1133	Nut L.H. thread 3/4"-16 x 2 1/2" Long (Inner)
2	DOTZ 1109-A	Hub	AR	BB 1134	Nut R.H. thread 1 1/8"- 16 Hex hd (Outer)
2	7EQ 1124	Washer	AR	BB 1135	Nut L.H. thread 1 1/8"-16 Hex hd (Outer)
2	C6TZ 1126-D	Drum	2	7EQ 1174	Wiper
AR	C5TZ 1151-A	Bolt (R.H. and L.H. hub)	2	DOHZ 1175-C	Kit (grease retainer)-w/Stemco wet type seals
10	★ C9TZ 1151-A	Stud (rim)-r/b D5HZ 1151-B(10/79)	2	DOTZ 1175-E	Kit (grease retainer)-w/o Stemco wet type seals
2	DOTZ 1175-E	Kit (grease retainer)-w/o Stemco wet type seals	2	7EQH 1239	Cup (outer bearing)
2	DOHZ 1175-C	Kit (grease retainer)-w/Stemco wet type seals	2	7EQH 1240	Bearing (outer)
			2	B6Q 1243-A	Cup (inner bearing)
			2	7EQ 1244	Bearing (inner)



BUY IT NOW!

Click Here To Order



1973/79
TRUCK SERIES 600/900

QTY.	PART NUMBER	DESCRIPTION	QTY.	PART NUMBER	DESCRIPTION
REAR HUB and DRUM PARTS LISTS — Cont'd					
For model application, refer to the model application charts in this section					
PARTS LIST NO. 237			PARTS LIST NO. 239		
2	C5TZ 1109-M	Hub (aluminum)	2	C9TZ 1109-K	Hub
AR	C5TZ 1118-D	Bolt (R.H. hub)	2	B8QH 1124-A	Washer-23M axle
AR	C5TZ 1119-D	Bolt (L.H. hub)	2	TUAA 1124-A	Washer-22M and 38M axles
2	TUAA 1124-A	Washer-22M and 38M axles	2	C5TZ 1126-J	Drum
2	B8QH 1124-A	Washer-23M axle	AR	C5TZ 1151-A	Bolt (R.H. and L.H. hub)
2	C5TZ 1126-AK	Drum	2	C9HZ 1175-A	Kit (grease retainer)-w/o Stemco wet type seals-22M and 38M axles
AR	BB 1132	Nut R.H. thread 3/4"-16 x 2 1/8" Long (Inner)	2	D0HZ 1175-E	Kit (grease retainer)-w/Stemco wet type seals-22M and 38M axles
AR	BB 1133	Nut L.H. thread 3/4"-16 x 2 1/2" Long (Inner)	2	C9HZ 1175-B	Kit (grease retainer)-w/o Stemco wet type seals-23M axle
AR	BB 1134	Nut R.H. thread 1 1/8"-16 Hex hd (Outer)	2	D0HZ 1175-F	Kit (grease retainer)-w/Stemco wet type seals-23M axle
AR	BB 1135	Nut R.H. thread 1 1/8"-16 Hex hd (Outer)	2	TUAA 1239-A	Cup (outer bearing)
2	C9HZ 1175-A	Kit (grease retainer)-w/o Stemco wet type seals-22M axles	2	TUAA 1240-A	Bearing (outer)-22M and 38M axles
2	D0HZ 1175-E	Kit (grease retainer)-w/Stemco wet type seals-22M and 38M axles	2	B8QH 1240-B	Bearing (outer)-23M axle
2	C9HZ 1175-B	Kit (grease retainer)-w/o Stemco wet type seals-23M axle	2	TUAA 1243-A	Cup (inner bearing)
2	D0HZ 1175-F	Kit (grease retainer)-w/Stemco wet type seals-23M axle	2	★TUAA 1244-A	Bearing (inner)-22M and 38M axles-r/b D5HZ 1244-A
2	TUAA 1181-A	Oil seal-22M and 38M axles	2	D7HZ 1244-A	Bearing (inner)-23M axle
2	B8QH 1181-A	Oil seal-23M axle	AR	380853-S7-8	(MM-14-B)-nut 3/4"-10 Hex hd
2	TUAA 1239-A	Cup (outer bearing)	PARTS LIST NO. 240		
2	TUAA 1240-A	Bearing (outer)-22M and 38M axles	AR	C4TZ 1107-E	Bolt (R.H. hub)-pilot-mounted wheels
2	B8QH 1240-B	Bearing (outer)-23M axle	AR	C4TZ 1107-F	Bolt (L.H. hub)-pilot-mounted wheels
2	TUAA 1243-A	Cup (inner bearing)	2	DOTZ 1109-C	Hub
2	★TUAA 1244-A	Bearing (inner)-22M and 38M axles-r/b D5HZ 1244-A	AR	C3TZ 1118-A	Bolt (R.H. and L.H. hub)-ball seat mounted wheels
2	D7HZ 1244-A	Bearing (inner)-23M axle	2	7EQ 1124	Washer
PARTS LIST NO. 238			2	C5TZ 1126-C	Drum
2	C9TZ 1109-G	Hub	AR	BB 1132	Nut R.H. thread 3/4"-16 x 2 1/8" Long (Inner)
2	B8QH 1124-A	Washer-23M axle	AR	BB 1133	Nut L.H. thread 3/4"-16 x 2 1/2" Long (Inner)
2	TUAA 1124-A	Washer-22M and 38M axles	AR	BB 1134	Nut L.H. thread 1 1/8"-16 Hex hd (Outer)
2	C5TZ 1126-W	Drum	AR	BB 1135	Nut L.H. thread 1 1/8"-16 Hex hd (Outer)
AR	C5TZ 1151-A	Bolt (R.H. and L.H. hub)	2	7EQ 1174	Wiper
2	C9HZ 1175-A	Kit (grease retainer)-w/o Stemco wet type seals-22M and 38M axles	2	D0HZ 1175-C	Kit (grease retainer)-w/Stemco wet type seals
2	D0HZ 1175-E	Kit (grease retainer)-w/Stemco wet type seals-22M and 38M axles	2	DOTZ 1175-E	Kit (grease retainer)-w/o Stemco wet type seals
2	C9HZ 1175-B	Kit (grease retainer)-w/o Stemco wet type seals-23M axle	2	7EQH 1239	Cup (outer bearing)
2	D0HZ 1175-F	Kit (grease retainer)-w/Stemco wet type seals-23M axle	2	7EQH 1240	Bearing (outer)
2	TUAA 1239-A	Cup (outer bearing)	2	B6Q 1243-A	Cup (inner bearing)
2	TUAA 1240-A	Bearing (outer)-22M and 38M axles	2	7EQ 1244	Bearing (inner)
2	B8QH 1240-B	Bearing (outer)-23M axle			
2	TUAA 1243-A	Cup (inner bearing)			
2	★TUAA 1244-A	Bearing (inner)-22M and 38M axles-r/b D5HZ 1244-A			
2	D7HZ 1244-A	Bearing (inner)-23M axle			
AR	380853-S7-8	(MM-14-B)-nut 3/4"-10 Hex hd			

100% SATISFACTION GUARANTEED

BUY IT NOW!

Click Here To Order

PayPal American Express Discover MasterCard VISA

1973/79 TRUCK SERIES 600/900

QTY.	PART NUMBER	DESCRIPTION	QTY.	PART NUMBER	DESCRIPTION
REAR HUB and DRUM PARTS LISTS — Cont'd					
For model application, refer to the model application charts in this section					
PARTS LIST NO. 241			PARTS LIST NO. 244		
2	C9TZ 1109-H	Hub	AR	C4TZ 1107-E	Bolt (R.H. hub)—pilot-mounted wheels
2	B8QH 1124-A	Washer—23M axle	AR	C4TZ 1107-F	Bolt (L.H. hub)—pilot-mounted wheels
2	TUAA 1124-A	Washer—22M and 38M axles	2	D0TZ 1109-C	Hub
2	C5TZ 1126-W	Drum	AR	C3TZ 1118-A	Bolt (R.H. and L.H. hub)—ball seat-mounted wheels
AR	C5TZ 1151-A	Bolt (R.H. and L.H. hub)	2	7EQ 1124	Washer
2	C9HZ 1175-A	Kit (grease retainer)—w/o Stemco wet type seals—22M and 38M axles	2	C3TZ 1126-E	Drum
2	D0HZ 1175-E	Kit (grease retainer)—w/Stemco wet type seals—22M and 38M axles	2	7EQ 1174	Wiper
2	C9HZ 1175-B	Kit (grease retainer)—w/o Stemco wet type seals—23M axles	2	D0HZ 1175-C	Kit (grease retainer)—w/Stemco wet type seals
2	D0HZ 1175-F	Kit (grease retainer)—w/Stemco wet type seals—23M axle	2	D0TZ 1175-E	Kit (grease retainer)—w/o Stemco wet type seals
2	TUAA 1239-A	Cup (outer bearing)	2	B9T 1181-A	Oil seal
2	TUAA 1240-A	Bearing (outer)—22M and 38M axles	2	7EQH 1239	Cup (outer bearing)
2	B8QH 1240-B	Bearing (outer)—23M axles	2	7EQH 1240	Bearing (outer)
2	TUAA 1243-A	Cup (inner bearing)	2	B6Q 1243-A	Cup (inner bearing)
2	★ TUAA 1244-A	Bearing (inner)—22M and 38M axles—r/b D5HZ 1244-A	2	7EQ 1244	Bearing (inner)
2	D7HZ 1244-A	Bearing (inner)—23M axle	AR	380853-S7-8	(MM-14-B)—nut 3/4"—10 Hex hd
AR	380853-S7-8	(MM-14-B)—nut 3/4"—10 Hex hd	PARTS LIST NO. 245		
PARTS LIST NO. 242			2	C9TZ 1109-H	Hub
2	C9TZ 1109-K	Hub	2	B8QH 1124-A	Washer—23M axle
2	B8QH 1124-A	Washer—23M axle	2	TUAA 1124-A	Washer—22M and 38M axles
2	TUAA 1124-A	Washer—22M and 38M axles	2	C6TZ 1126-H	Drum
2	C6TZ 1126-H	Drum	AR	C5TZ 1151-A	Bolt (R.H. and L.H. hub)
AR	C5TZ 1151-A	Bolt (R.H. and L.H. hub)	2	C9HZ 1175-A	Kit (grease retainer)—w/o Stemco wet type seals
2	C9HZ 1175-A	Kit (grease retainer)—w/o Stemco wet type seals	2	D0HZ 1175-E	Kit (grease retainer)—w/Stemco wet type seals
2	D0HZ 1175-E	Kit (grease retainer)—w/Stemco wet type seals	2	TUAA 1239-A	Cup (outer bearing)
2	TUAA 1239-A	Cup (outer bearing)	2	TUAA 1240-A	Bearing (outer)
2	TUAA 1240-A	Bearing (outer)	2	TUAA 1243-A	Cup (inner bearing)
2	TUAA 1243-A	Cup (inner bearing)	2	★ TUAA 1244-A	Bearing (inner)—r/b D5HZ 1244-A
2	★ TUAA 1244-A	Bearing (inner)—r/b D5HZ 1244-A	AR	380853-S7-8	(MM-14-B)—nut 3/4"—10 Hex hd
AR	380853-S7-8	(MM-14-B)—nut 3/4"—10 Hex hd	PARTS LIST NO. 246		
PARTS LIST NO. 243			2	C5TZ 1109-F	Hub
2	C9TZ 1109-G	Hub	AR	TUAA 1118-A	Bolt (R.H. hub)
2	B8QH 1124-A	Washer—23M axle	AR	TUAA 1119-A	Bolt (L.H. hub)
2	TUAA 1124-A	Washer—22M and 38M axles	2	B8QH 1124-A	Washer—23M axle
2	C6TZ 1126-H	Drum	2	TUAA 1124-A	Washer—22M and 38M axles
AR	C5TZ 1151-A	Bolt (R.H. and L.H. hub)	2	C6TZ 1126-J	Drum
2	C9HZ 1175-A	Kit (grease retainer)—w/o Stemco wet type seals	AR	BB 1132	Nut R.H. thread 3/4"—16 x 2 1/8" Long (Inner)
2	D0HZ 1175-E	Kit (grease retainer)—w/Stemco wet type seals	AR	BB 1133	Nut L.H. thread 3/4"—16 x 2 1/2" Long (Inner)
2	TUAA 1239-A	Cup (outer bearing)	AR	BB 1134	Nut R.H. thread 1 1/8"—16 Hex hd (Outer)
2	TUAA 1240-A	Bearing (outer)	AR	BB 1135	Nut L.H. thread 1 1/8"—16 Hex hd (Outer)
2	TUAA 1243-A	Cup (inner bearing)	2	C9HZ 1175-A	Kit (grease retainer)—w/o Stemco wet type seals
2	★ TUAA 1244-A	Bearing (inner)—r/b D5HZ 1244-A	2	D0HZ 1175-E	Kit (grease retainer)—w/Stemco wet type seals
AR	380853-S7-8	(MM-14-B)—nut 3/4"—10 Hex hd	2	TUAA 1181-A	Oil seal—22M and 38M axles
			2	B8QH 1181-A	Oil seal—23M axles
			2	TUAA 1239-A	Cup (outer bearing)
			2	TUAA 1240-A	Bearing (outer)
			2	TUAA 1243-A	Cup (inner bearing)
			2	★ TUAA 1244-A	Bearing (inner)—r/b D5HZ 1244-A



BUY IT NOW!

Click Here To Order



1973/79
TRUCK SERIES 600/900

QTY.	PART NUMBER	DESCRIPTION	QTY.	PART NUMBER	DESCRIPTION
REAR HUB and DRUM PARTS LISTS — Cont'd					
For model application, refer to the model application charts in this section					
PARTS LIST NO. 247			PARTS LIST NO. 250		
2	C9TZ 1109-G	Hub	2	C9TZ 1109-K	Hub
2	B8QH 1124-A	Washer-23M axle	2	B8QH 1124-A	Washer-23M axle
2	TUAA 1124-A	Washer-22M and 38M axles	2	TUAA 1124-A	Washer-22M and 38M axles
2	C5TZ 1126-AB	Drum	2	C5TZ 1126-V	Drum
AR	C5TZ 1151-A	Bolt (R.H. and L.H. hub)	AR	C5TZ 1151-A	Bolt (R.H. and L.H. hub)
2	C9HZ 1175-A	Kit (grease retainer)-w/o Stemco wet type seals	2	C9HZ 1175-A	Kit (grease retainer)-w/o Stemco wet type seals
2	D0HZ 1175-E	Kit (grease retainer)-w/Stemco wet type seals	2	D0HZ 1175-E	Kit (grease retainer)-w/Stemco wet type seals
2	TUAA 1239-A	Cup (outer bearing)	2	TUAA 1239-A	Cup (outer bearing)
2	TUAA 1240-A	Bearing (outer)	2	TUAA 1240-A	Bearing (outer)
2	TUAA 1243-A	Cup (inner bearing)	2	TUAA 1243-A	Cup (inner bearing)
2	★TUAA 1244-A	Bearing (inner)-r/b D5HZ 1244-A	2	★TUAA 1244-A	Bearing (inner)-r/b D5HZ 1244-A
AR	380853-S7-8	(MM-14-B)-nut 3/4"-10 Hex hd	AR	380853-S7-8	(MM-14-B)-nut 3/4"-10 Hex hd
PARTS LIST NO. 248			PARTS LIST NO. 252		
2	C9TZ 1109-K	Hub	2	C9TZ 1109-H	Hub
2	B8QH 1124-A	Washer-23M axle	2	B8QH 1124-A	Washer-23M axle
2	TUAA 1124-A	Washer-22M and 38M axles	2	TUAA 1124-A	Washer-22M and 38M axles
2	C5TZ 1126-K	Drum	2	C5TZ 1126-V	Drum
AR	C5TZ 1151-A	Bolt (R.H. and L.H. hub)	AR	C5TZ 1151-A	Bolt (R.H. and L.H. hub)
2	C9HZ 1175-A	Kit (grease retainer)-w/o Stemco wet type seals	2	C9HZ 1175-A	Kit (grease retainer)-w/o Stemco wet type seals
2	D0HZ 1175-E	Kit (grease retainer)-w/Stemco wet type seals	2	D0HZ 1175-E	Kit (grease retainer)-w/Stemco wet type seals
2	TUAA 1243-A	Cup (inner bearing)	2	TUAA 1239-A	Cup (outer bearing)
2	TUAA 1239-A	Cup (outer bearing)	2	TUAA 1240-A	Bearing (outer)
2	★TUAA 1244-A	Bearing (inner)-r/b D5HZ 1244-A	2	TUAA 1243-A	Cup (inner bearing)
2	TUAA 1240-A	Bearing (outer)	2	★TUAA 1244-A	Bearing (inner)-r/b D5HZ 1244-A
AR	380853-S7-8	(MM-14-B)-nut 3/4"-10 Hex hd	AR	380853-S7-8	(MM-14-B)-nut 3/4"-10 Hex hd
PARTS LIST NO. 249			PARTS LIST NO. 253		
2	C9TZ 1109-G	Hub	2	C5TZ 1109-L	Hub
2	B8QH 1124-A	Washer-23M axle	AR	7EQH 1118	Bolt (R.H. hub)
2	TUAA 1124-A	Washer-22M and 38M axles	AR	7EQH 1119	Bolt (L.H. hub)
2	C5TZ 1126-V	Drum	2	TUAA 1124-A	Washer
AR	C5TZ 1151-A	Bolt (R.H. and L.H. hub)	2	C5TZ 1126-AJ	Drum
2	C9HZ 1175-A	Kit (grease retainer)-w/o Stemco wet type seals	AR	BB 1132	Nut R.H. thread 3/4"-16 x 2 1/8" long (inner)
2	D0HZ 1175-E	Kit (grease retainer)-w/Stemco wet type seals	AR	BB 1133	Nut L.H. thread 3/4"-16 x 2 1/2" long (inner)
2	TUAA 1239-A	Cup (outer bearing)	AR	BB 1134	Nut R.H. thread 1 1/8"-16 Hex hd (outer)
2	TUAA 1240-A	Bearing (outer)	AR	BB 1135	Nut L.H. thread 1 1/8"-16 Hex hd (outer)
2	TUAA 1243-A	Cup (inner bearing)	2	C9HZ 1175-A	Kit (grease retainer)-w/o Stemco wet type seals
2	★TUAA 1244-A	Bearing (inner)-r/b D5HZ 1244-A	2	D0HZ 1175-E	Kit (grease retainer)-w/Stemco wet type seals
AR	380853-S7-8	(MM-14-B)-nut 3/4"-10 Hex hd	2	TUAA 1239-A	Cup (outer bearing)
			2	TUAA 1240-A	Bearing (outer)
			2	TUAA 1243-A	Cup (inner bearing)
			2	★TUAA 1244-A	Bearing (inner)-r/b D5HZ 1244-A

100% SATISFACTION GUARANTEED

BUY IT NOW!

Click Here To Order

PayPal American Express Discover MasterCard VISA

**1973/79
TRUCK SERIES 600/900**

QTY.	PART NUMBER	DESCRIPTION	QTY.	PART NUMBER	DESCRIPTION
------	-------------	-------------	------	-------------	-------------

REAR HUB and DRUM PARTS LISTS — Cont'd

For model application, refer to the model application charts in this section

PARTS LIST NO. 255			PARTS LIST NO. 260		
2	★ C9TZ 1109-R	Hub-r/b D8HZ 1109-W (10/79)	AR	C8TZ 1107-A	Bolt (R.H. hub)
2	B4T 1124-A	Washer	AR	C8TZ 1107-B	Bolt (L.H. hub)
2	C8TZ 1126-J	Drum	2	C4TZ 1109-B	Hub
AR	C9TZ 1151-H	Bolt (R.H. and L.H. hub)	2	B4T 1124-A	Washer
2	DOHZ 1175-B	Kit (grease retainer)-w/Stemco wet type seals	2	C8TZ 1126-H	Drum
2	D0TZ 1175-B	Kit (grease retainer)-w/o Stemco wet type seals	AR	BB 1132	Nut R.H. thread 3/4"-16 x 2 1/8" long (inner)
2	B6T 1240-A	Bearing (outer)	AR	BB 1133	Nut L.H. thread 3/4"-16 x 2 1/2" long (inner)
2	B4Q 1243-A	Cup (inner bearing)	AR	BB 1134	Nut R.H. thread 1 1/8"-16 Hex hd (outer)
2	B6T 1243-A	Cup (outer bearing)	AR	BB 1135	Nut L.H. thread 1 1/8"-16 Hex hd (outer)
2	B6T 1244-C	Bearing (inner)	2	DOHZ 1175-B	Kit (grease retainer)-w/Stemco wet type seals
AR	380853-S7-8	(MM-14-B)-nut 3/4"-10 Hex hd	2	D0TZ 1175-B	Kit (grease retainer)-w/o Stemco wet type seals
PARTS LIST NO. 256			PARTS LIST NO. 267		
2	D3TZ 1109-A	Hub	2	B6T 1240-A	Bearing (outer)
2	B4T 1124-A	Washer	2	B4Q 1243-A	Cup (inner bearing)
2	C8TZ 1126-J	Drum	2	B6T 1243-A	Cup (outer bearing)
AR	C5TZ 1151-A	Bolt (R.H. and L.H. hub)	2	B6T 1244-C	Bearing (inner)
2	DOHZ 1175-B	Kit (grease retainer)-w/Stemco wet type seals	PARTS LIST NO. 267		
2	D0TZ 1175-B	Kit (grease retainer)-w/o Stemco wet type seals	2	C5TZ 1109-L	Hub
2	B6T 1240-A	Bearing (outer)	AR	7EQH 1118	Bolt (R.H. hub)
2	B4Q 1243-A	Cup (inner bearing)	AR	7EQH 1119	Bolt (L.H. hub)
2	B6T 1243-A	Cup (outer bearing)	2	TUAA 1124-A	Washer-22M and 38M axles
2	B6T 1244-C	Bearing (inner)	2	B8QH 1124-A	Washer-23M axle
AR	380853-S7-8	(MM-14-B)-nut 3/4"-10 Hex hd	2	C5TZ 1126-AH	Drum
PARTS LIST NO. 259			AR	BB 1132	Nut R.H. thread 3/4"-16 x 2 1/8" long (inner)
AR	C8TZ 1107-A	Bolt (R.H. hub)	AR	BB 1133	Nut L.H. thread 3/4"-16 x 2 1/2" long (inner)
AR	C8TZ 1107-B	Bolt (L.H. hub)	AR	BB 1134	Nut R.H. thread 1 1/8"-16 Hex hd (outer)
2	C4TZ 1109-B	Hub	AR	BB 1135	Nut L.H. thread 1 1/8"-16 Hex hd (outer)
2	B4T 1124-A	Washer	2	C9HZ 1175-A	Kit (grease retainer)-w/o Stemco wet type seals-22M and 38M axles
2	C8TZ 1126-E	Drum	2	DOHZ 1175-E	Kit (grease retainer)-w/Stemco wet type seals-22M and 38M axles
AR	BB 1132	Nut R.H. thread 3/4"-16 x 2 1/8" long (inner)	2	C9HZ 1175-B	Kit (grease retainer)-w/o Stemco wet type seals-23M axle
AE	BB 1133	Nut L.H. thread 3/4"-16 x 2 1/2" long (inner)	2	DOHZ 1175-F	Kit (grease retainer)-w/Stemco wet type seals-23M axle
AR	BB 1134	Nut R.H. thread 1 1/8"-16 Hex hd (outer)	2	TUAA 1243-A	Cup (inner bearing)
AR	BB 1135	Nut L.H. thread 1 1/8"-16 Hex hd (outer)	2	TUAA 1239-A	Cup (outer bearing)
2	DOHZ 1175-B	Kit (grease retainer)-w/Stemco wet type seals	2	TUAA 1244-A	Bearing (inner)-22M and 38M axles
2	D0TZ 1175-B	Kit (grease retainer)-w/o Stemco wet type seals	2	B8QH 1240-B	Bearing (inner)-23M axle
2	B6T 1240-A	Bearing (outer)	2	TUAA 1240-A	Bearing (outer)-22M and 38M axles
2	B4Q 1243-A	Cup (inner bearing)	2	B8QH 1240-B	Bearing (outer)-23M axle
2	B6T 1243-A	Cup (outer bearing)			
2	B6T 1244-C	Bearing (inner)			



BUY IT NOW!

Click Here To Order

— COPYRIGHT © 1980 —

FORD MOTOR
COMPANY

— DEARBORN, MICHIGAN

NEW ISSUE



MASTER PARTS AND ACCESSORIES ILLUSTRATION CATALOG

FORM FPS 8097-B

FORD PARTS and SERVICE DIVISION

GENERAL INSTRUCTIONS

This Ford Truck Master Parts Catalog contains parts illustrations for truck series B600/750, C-CT600/900, CL-CLT900, F600/750, L-LN-LNT-LT-LTS600/900 and W-WT900 for model years 1973/ for U.S. and Canadian built vehicles.

Use this illustration catalog in conjunction with the text catalog, form FPS 8097-A.

For greater convenience this catalog is divided into specific sections, such as brakes, front suspension, engine, transmission, etc. For example, FRONT SUSPENSION appears in Section 30, STEERING in Section 35, REAR AXLE in Section 40, etc.

A separate catalog which contains the text or descriptive information for the same model year is available as form FPS 8097-A. The text catalog is divided into sections also and like parts are shown under similar section numbers in both the text and illustration catalogs.

A listing of Ford group numbers and their related section numbers appears in the General Information Section of the text catalog, form FPS 8097-A.

Illustrations contain group numbers only, therefore, it is necessary to refer to the group within the text catalog listing for complete applicable part number.

The driver's side is the left hand side of the vehicle and determines whether such parts as fenders, lamps, etc. are right or left hand.

Model year application is indicated by showing the first year followed by a diagonal line to indicate continued usage in all subsequent years until the insertion of the last year of usage, which is shown after the diagonal line. If no diagonal line is shown the part is applicable only to the year shown.

Example.

- 73/ indicates part used 1973 through subsequent models.
- 73/74 indicates part used 1973 through 1974 model years.
- 73 indicates part used 1973 model year only.

For Warranty Plate Data, Catalog Model Codes and Body Type Codes refer to the General Information Section of the text catalog, form FPS 8097-A.

SYMBOLS COMMONLY USED IN THIS CATALOG

- * identifies Motorcraft Sales Number.
- # indicates some form of identification.
- ★ indicates Not Serviced-must be improvised or procured locally.

MODEL CODES

Truck models are listed throughout this catalog by truck series. A listing of series codes shown on Warranty Plates is included in the General Information Section of the text catalog, Form FPS 8097-A. Refer to these codes to determine the series listed in this catalog. Model application is often consolidated as shown below:

Example:

- LN600/900 means LN600 through LN900 or LN600, LN700, LN800 and LN900.
- and: L-LN-LNT-LT-LTS900 means L900, LN900, LNT900, LT900 and LTS900.



BUY IT NOW!

Click Here To Order



COPYRIGHT © 1980

FORD MOTOR—DEARBORN, MICHIGAN
COMPANY

NEW ISSUE

1973/79 TRUCK SERIES 600/900

**GENERAL
INFORMATION**

3

CHASSIS PARTS ILLUSTRATION INDEX

Following is a general index of the major groups shown in the Chassis and Body Parts Illustration Sections. For more specific information refer to the Index appearing in front of the Section number listed below.

MAJOR GROUP	• TABBED DIVIDER TITLE	INDEX SECTION
Accelerator Linkage	Fuel	90
Accessories	Listed in their appropriate groups as identified in this index	
Air Cleaner	Fuel	90
Air Conditioner	Air Conditioner Governors, Heaters, Radios, Shock Absorbers	180
Alternator	Generator-Alternator-Starter-Distributor	103
Automatic Transmission	Automatic Transmission	A70
Axle (Front)	Front Axle-Steering	30
Axle (Rear)	Rear Axle	40
Battery	Generator-Alternator-Starter-Distributor	103
Battery Carriers	Generator-Alternator-Starter-Distributor	103
Brake System	Wheel-Brakes	10
Bumpers	Bumpers, Mirrors, Speedometer and Tachometer Cables, Splash Guards, Tow Hooks, Washers, Wipers	175
Camshaft	Engine	60
Carburetor	Fuel	90
Carrier (Wheel)	Wheel-Brakes	10
Clutch	Transmission-Clutch	70
Cold Start Aid	Fuel	90
Cooling System	Cooling-Grille	80
Coupling Shaft	Driveshaft-Coupling Shaft	40
Crankcase Vent System	Engine	60
Cylinder Block	Engine	60
Cylinder Head and Valves	Engine	60
Distributor	Generator-Alternator-Starter-Distributor	103
Driveshaft	Driveshaft-Coupling Shaft	40
Electrical	Generator-Alternator-Starter-Distributor	103
Electrical	Lamps-Wiring	130
Emission Control (Thermactor)	Engine	60
Engine	Engine	60
Engine Supports	Engine	60
Engine Warning System	Generator-Alternator-Starter-Distributor	103
Exhaust System	Frames-Mufflers-Exhaust	50
Fan	Cooling-Grille	80
Fenders	Fender-Hood	160
Frame	Frame-Muffler-Exhaust	50
Front Axle	Front Axle-Steering	30
Front Springs	Springs-Rear Suspension	50
Front Suspension	Front Axle-Steering	30
Fuel Filter	Fuel	90
Fuel Pump	Fuel	90
Fuel System	Fuel	90
Fuel Tank	Fuel	90
Gearshift Lever	Transmission-Clutch	70
Governors	Air Conditioner Governors, Heaters, Radios, Shock Absorbers	180
Grille	Cooling-Grille	80



BUY IT NOW!

Click Here To Order



RIGHT © 1980

— FORD MOTOR — DEARBORN, MICHIGAN
COMPANY

NEW ISSUE

CHASSIS PARTS ILLUSTRATION INDEX cont'd.

MAJOR GROUP	TABBED DIVIDER TITLE	INDEX SECTION
Heater	Air Conditioner Governors, Heaters, Radios, Shock Absorbers	180
Hood	Fender-Hood	160
Horn	Lamps-Wiring	130
Hubs	Wheel-Brake	10
Ignition System	Generator-Alternator-Starter-Distributor	103
Instrument Cluster	Generator-Alternator-Starter-Distributor	103
Lamps	Lamps-Wiring	130
Lever (Gearshift)	Transmission-Clutch	70
Manifolds	Fuel	90
Mirrors	Bumpers, Mirrors, Speedometer and Tachometer Cables, Splash Guards, Tow Hooks, Washers, Wipers	175
Muffler	Frame-Muffler-Exhaust	50
Oil Pump	Engine	60
Piston and Connecting Rod	Engine	60
Pump (Fuel)	Fuel	90
Pump (Oil)	Engine	60
Pump (Water)	Cooling-Grille	80
Radiator	Cooling-Grille	80
Radios	Air Conditioner Governors, Heaters, Radios, Shock Absorbers	180
Rear Axle	Rear Axle	40
Rear Springs	Springs-Rear Suspension	50
Shaft (Coupling)	Driveshaft-Coupling Shaft	40
Shock Absorbers	Air Conditioner Governors, Heaters, Radios, Shock Absorbers	180
Shutters	Cooling-Grille	80
Spare Wheel Carrier	Wheel-Brake	10
Speedometer and Tachometer Cables	Bumpers, Mirrors, Speedometer and Tachometer Cables, Splash Guards, Tow Hooks, Washers, Wipers	175
Splash Guards	Bumpers, Mirrors, Speedometer and Tachometer Cables, Splash Guards, Tow Hooks, Washers, Wipers	175
Springs	Springs-Rear Suspension	50
Stabilizer (Front)	Front Axle-Steering	30
Starter	Generator-Alternator-Starter-Distributor	103
Steering	Front Axle-Steering	30
Suspension (Front)	Front Axle-Steering	30
Suspension (Rear)	Springs-Rear Suspension	50
Tank (Fuel)	Fuel	90
Thermostatic Choke Control	Fuel	90
Tow Hooks	Bumpers, Mirrors, Speedometer and Tachometer Cables, Splash Guards, Tow Hooks, Washers, Wipers	175
Transfer Case	Transmission-Clutch	70
Transmission (Automatic)	Automatic Transmission	A70
Transmission (Manual)	Standard Transmission-Clutch	70
Transmission (Transmatic)	Transmatic Transmission	T70
Valves, Push Rods and Covers	Engine	60
Voltage Regulator	Generator-Alternator-Starter-Distributor	103
Water Pump	Cooling-Grille	80
Wheels	Wheels-Brakes	10
Windshield Washer, Wiper	Bumpers, Mirrors, Speedometer and Tachometer Cables, Splash Guards, Tow Hooks, Washers, Wipers	175
Wiring	Lamps-Wiring	130

only.


BUY IT NOW!
Click Here To Order


1973/79 TRUCK SERIES 600/900

**GENERAL
INFORMATION**

5

BODY PARTS ILLUSTRATION INDEX

MAJOR GROUP	• TABBED DIVIDER TITLE	INDEX SECTION
Door Parts	Body Parts	Δ
Exterior Trim	Sheet Metal-Exterior Mldg.-Interior Trim	Δ
Interior Trim	Sheet Metal-Exterior Mldg.-Interior Trim	Δ
Ladders and Steps	Body Parts	Δ
Platform and Racks	Body Parts	Δ
Seats	Body Parts	Δ
Sheet Metal	Sheet Metal-Exterior Mldg.-Interior Trim	Δ
Window Parts	Body Parts	Δ
Windshield	Body Parts	Δ

HOW TO USE THIS CATALOG

There are three ways of finding part numbers if the group number is not known.

1. By Part Name
2. By Illustration
3. By Identification

Should an inquiry be received for a chrome radiator grille for a 1973 F700:

BY PART NAME -

- A. Refer to the Chassis Parts Alphabetical Index in the text catalog, form FPS 8097-A.
- B. Refer to the alphabetical nomenclature and find the part name "Grille (radiator)".
The group number listed is 8200.
- C. Refer to group number 8200 and locate 1975 in the "YEAR" column. Find the series F600/750 in the "MODEL/RESTRICTIONS" column.
- D. The part number shown is D5HZ 8200-A.

BY ILLUSTRATION -

- A. Refer to the tabbed divider marked "COOLING-GRILLE" in this catalog.
- B. Refer to the index immediately behind the divider and find the illustration titles for the F Series.
- C. Under the heading "RADIATOR GRILLE and RELATED PARTS" find the "Grille" illustration for the 1975 F700.
- D. Refer to the illustration designated (on page 1 of Illustration Section 82) and find the group number for the grille to be 8200.
- E. Refer to group number 8200 in the text catalog and locate 1975 in the "YEAR" column. Find the series F600/750 in the "MODEL/RESTRICTIONS" column.
- F. The part number shown is D5HZ 8200-A.

BY IDENTIFICATION -

Certain parts and most major assemblies are identified with a part number shown on an attached tag or plate or on the part itself. Reference to identification numbers is made throughout the catalog and cross reference charts are included in some sections to provide immediate knowledge of the service part number when the identification number is known. All identification information other than charts will be preceded by the symbol (#).

IMPORTANT - Identification tags and plates must be retained with the part or assembly with which they are originally supplied.



BUY IT NOW!

Click Here To Order



COPYRIGHT © 1980 - FORD MOTOR - DEARBORN, MICHIGAN COMPANY

NEW ISSUE

**1973/79
TRUCK SERIES 600/900****HOW TO ORDER PARTS**

When ordering parts, always give the complete part number.

In the event the part number is not known, the following information should be included.

- A. Complete description of part.
- B. Model year and body type.
- C. Dimension, number of teeth, size, etc., if possible rough sketch of part.
- D. If applicable to engine, transmission, axle, steering, etc., specify type such as 477 cubic inch, Transmatic Transmission, Power Steering, etc.
- E. Advise how shipment is to be made - Freight, Express, Air, Parcel Post.

EXPLANATION OF SYMBOL ★

★Symbol indicates part is not supplied for service due to the following:

- a. Part is superseded and replaced as indicated in the description column of the text catalog.
- b. Part can be improvised as indicated in the description column of text catalog.
- c. Due to its function there would be little or no demand.

NOTE - ALWAYS REFER TO THE DESCRIPTION COLUMN OF THE TEXT FOR POSSIBLE SUBSTITUTION, OR FOR MATERIAL SPECIFICATIONS AND DIMENSIONS WHICH MAY BE HELPFUL IN OBTAINING THE NON-SERVICED PART LOCALLY.



1973/79 TRUCK SERIES 600/900

ILLUSTRATION
SECTION 10

A

INDEX

THIS INDEX SECTION INCLUDES THE FOLLOWING MAJOR GROUPS:

BRAKE AIR CHAMBER	BRAKE WHEEL CYLINDERS
BRAKE BOOSTER INSTALLATION	DIESEL BRAKE VACUUM PUMPS
BRAKE BOOSTER PARTS	FRONT and REAR BRAKES
BRAKE and CLUTCH PEDALS	PARKING BRAKES
BRAKE MASTER CYLINDERS	SPARE WHEEL CARRIERS
BRAKE SYSTEMS	SUPPORTS
	WHEELS, HUBS and DRUMS

YEAR 19...	TITLE	MODEL	SECTION	PAGE	ILLUS. NO.
B SERIES					
BRAKE AIR CHAMBER					
73/	Bendix-Westinghouse cam-type service brake air chamber	B700/750	21	2	P-11203
73/	Bendix-Westinghouse wedge brake Rotochamber	B700/750	21	11	P-5271
73/	MGM Shortstop air chamber	B700/750	21	15	P-5270
73/	MGM wedge-type service brake air chamber	B700/750	21	12	P-8901
73/	MGM cam-type service brake air chamber	B700/750	21	12	P-8902
73/	Parking brake and safety air chamber (rear wheel)-Maxibrake	B700/750	21	15	P-11323
BRAKE BOOSTER INSTALLATION					
73/74	Brake booster (hydraulic vacuum-dual frame mounted)--w/ reservoir tanks	B600/750	23	3	P-6523
75/	Brake booster (hydraulic vacuum-dual frame mounted)--w/ reservoir tanks	B600/750	23	12	P-11675
73/74	Brake booster (vacuum-dash mounted)-w/reservoir tanks	B600/750	23	2	P-6527
75/	Brake booster (vacuum-dash mounted)-w/reservoir tanks	B600/750	23	11	P-11676
BRAKE BOOSTER PARTS					
73/	Brake booster (dual hydraulic vacuum)-Bendix	B600/750	23	9	P-6985
73/	Brake booster (vacuum-12 3/4" Bendix diaphragm type)	B600/750	23	7	P-11526
73/	Brake booster (vacuum-11" Bendix diaphragm type)	B700/750	23	8	P-4217
73/	Brake booster (vacuum-dash mounted)-Midland-Ross	B600/750	23	6	P-4143
BRAKE and CLUTCH PEDALS					
73/	Brake and clutch pedals	B600/750	75	10	P-5489
BRAKE MASTER CYLINDER					
73/	Brake master cylinder (Wagner)-typical	B600/750	21	10	P-7019
BRAKE SYSTEMS					
73/75	Air brake compressor installation--8 cyl. Gas- "Before Ser. V80,001"	B700/750	22.1	4	P-6763
75/78	Air brake compressor installation--8 cyl. Gas "From Ser. V80,001"	B700/750	22.1	29	P-12293
79/	Air brake compressor installation--8 cyl. 370 and 429 Gas	B600/700	22.1	61	P-15130
73/75	Air brake compressor, vacuum pump and alternator--8 cyl. Cat. Diesel-"Before Ser. W40,001"	B700	22.1	6	P-6394
75/	Air brake compressor - 8 cyl. Cat. Diesel	B700	22.1	48	P-12575
73/	Air brake system (low air pressure buzzer)	B700/750	22.1	20	P-10202
73/	Air brake system (frame tubing)	B700/750	22.1	26	P-9366-A
73/75	Air brake system (rear axle tubing)--cam brakes- "Before Ser. W40,001"	B700/750	22.1	20	P-8042
73/75	Air brake system (rear axle tubing)--wedge brakes- "Before Ser. W40,001"	B700/750	22.1	21	P-8043
75/	Air brake system (rear axle tubing)--Jounce hoses w/cam brakes-"From Ser. W40,001"	B700/750	22.1	30	P-12217
75/	Air brake system (rear axle tubing)-cam and wedge brakes- "From Ser. W40,001"	B700/750	22.1	31	P-12218

BUY IT NOW!

Click Here To Order

INDEX

YEAR 19	TITLE	MODEL	SECTION	PAGE	ILLUS. NO.
B SERIES					
BRAKE SYSTEMS - continued					
75/	Air brake system (brake skid control)--front axle sensor	B700/750	22.1	32	P-12403
75/	Air brake system (brake skid control)--front section (Page A)	B700/750	22.1	33	P-12404
75/	Air brake system (brake skid control)--front section (Page B)	B700/750	22.1	34	P-12405
75/	Air brake system (brake skid control)--front section (Page C)	B700/750	22.1	35	P-12406
75/	Air brake system (brake skid control)--front section (Page D)	B700/750	22.1	36	P-12407
75/	Air brake system (brake skid control)--front brake Jounce hoses	B700/750	22.1	42	P-12429
75/	Air brake system (brake skid control)--single rear axle sensor	B700/750	22.1	43	P-12446
75/	Eaton modulator (brake skid control)	B600/750	22.1	58	P-13124
75/	Kelsey-Hayes modulator (brake skid control)	B600/750	22.1	59	P-13123
73/	Front brake air limiting valves	B700/750	22.1	3	P-3870
76/	Front cam air brakes (Wagner)	B700/750	21	17	P-14046
73/	Hydraulic brake system (rear section)	B600/750	22	1	P-6519
73/	Hydraulic vacuum brake system (dual)-- w/dash mounted booster	B600/700	22	2	P-10872-A
73/	Hydraulic vacuum brake system (dual)-- w/dash mounted booster	B600/700	22	3	P-10872-B
73/74	Hydraulic vacuum brake system (split)-- w/frame mounted booster	B600/750	22	20	P-10880-A
73/74	Hydraulic vacuum brake system (split)-- w/frame mounted booster	B600/750	22	21	P-10880-B
75/	Hydraulic vacuum brake system (split)-- w/frame mounted booster	B600/750	22	22	P-11674-A
75/	Hydraulic vacuum brake system (split)-- w/frame mounted booster	B600/750	22	23	P-11674-B
73/	Air parking brake installation and tractor trailer emergency air supply-Maxi	B700/750	22.1	1	P-4550
73/	Air parking brake tube installation-Maxi	B700/750	22.1	2	P-4553
73/	Air parking brake system (spring operated)	B700/750	22.1	5	P-5933
BRAKE WHEEL CYLINDERS					
73/	Front brake cylinder-typical	B600/750	21	9	P-1423
73/	Rear brake cylinder-typical	B600/750	21	9	P-1424
FRONT and REAR BRAKES					
73/	Front air brake (single wedge)--15" x 3" and 15" x 3 1/2" Bendix	B700/750	21	4	P-5272
73/	Front cam air brakes-Eaton	B700/750	21	3	P-2062
73/	Front brake (self adjusting-hydraulic)--15" x 3" Wagner	B600/750	21	2	P-6445
73/	Front brake (single anchor self adjusting-hydraulic) --14" x 2 1/2" Kelsey Hayes	B600/750	21	6	P-8314
73/	Front cam air brakes-Rockwell (Timken)	B700/750	21	8	P-8389
73/	Rear air brake (wedge-actuated Twinplex)--15" x 5", 15" x 6" and 15" x 7" Bendix	B700/750	21	7	P-5269
73/	Rear brakes (self adjusting-hydraulic)--15" x 5" Kelsey Hayes	B600/750	21	6	P-6437
73/	Rear brakes (self adjusting-hydraulic)--15" x 6" and 15" x 7" Wagner	B600/750	21	5	P-6446
73/	Rear cam air brakes-Rockwell (Timken)	B700/750	21	8	P-8350
73/	Rear cam air brakes-Eaton	B700/750	21	3	P-2062



BUY IT NOW!

Click Here To Order



1973/79 TRUCK SERIES 600/900

ILLUSTRATION
SECTION 10

C

INDEX

YEAR 19...	TITLE	MODEL	SECTION	PAGE	ILLUS. NO.
B SERIES					
PARKING BRAKES					
73/75	Control (Orscheln lever)-w/Ford C6 and Allison AT-540 trans.-"From Ser. S00,001 to Ser. W40,001"	B600/750	26	19	P-12151-A
75/	Control (Orscheln lever)-w/Ford C6 and Allison AT540 trans.-"From Ser. W40,001"	B600/750	26	19	P-12151-B
73/	Linkage and brake (trans. internal shoe type)--9" x 3", 10" x 3"-Allison AT-540 and Ford C6 trans. "From Ser.S00,001"	B600/750	26	21	P-11033-B
73/	Parts (trans. internal shoe type)--9" x 2" and 9" x 3"	B600/750	26	1	P-2848
73/	System (spring-set rear wheel air parking brakes)-refer to BRAKE SYSTEMS and BRAKE AIR CHAMBER	B700/750			
73	System (trans. internal shoe type)-w/Orscheln lever-manual trans. -"Before Ser.S00,001"	B600/750	26	2	P-6998
73	System (trans. internal shoe type)--9" x 3" w/8 cyl.gas engines and Allison (AT540) trans. -"Before Ser.S00,001"	B600/750	26	11	P-8580
73	System (trans. internal shoe type)--9" x 3" w/8 cyl.gas engines and Ford C6 trans. -"Before Ser.S00,001"	B600/700	26	16	P-10680
73/	System (trans. internal shoe type)-w/Orscheln lever-manual trans.-"From Ser. S00,001"	B600/750	26	23	P-11251
SPARE WHEEL CARRIERS					
73/	Spare wheel carrier (frame mounted)	B600/750	10	7	P-9922
WHEELS, HUBS and DRUMS					
73/	Front wheel (disc type-tube tires)-typical	B700/750	10	3	P-1390
73/	Front wheel parts	B600	10	1	P-2005
73/	Front wheel parts (w/two piece wheel)	B600	10	3	P-649
73/	Front wheel (spoke type-tube tires)-typical	B700/750	10	4	P-1185
73/	Front wheel-typical	B600/750	10	2	P-8718
73/	Rear wheel hubs, bearings	B600/750	10	6	P-8750
C-CT SERIES					
BRAKE AIR CHAMBER					
73/	Bendix-Westinghouse cam-type service brake air chamber	C-CT600/900	21	2	P-11203
73/	Bendix-Westinghouse wedge brake Rotochamber	C-CT600/900	21	11	P-5271
73/	MGM Shortstop air chamber	C-CT600/900	21	15	P-5270
73/	Parking brake and safety air chamber (rear wheel)-Maxibrake	C-CT600/900	21	15	P-11323
73/	Anchorlok cam-type spring-set brake air chamber	C-CT600/900	21	11	P-8316
73/	MGM wedge-type service brake air chamber	C600/900, CT900	21	12	P-8901
73/	MGM cam-type service brake air chamber	C-CT600/900	21	12	P-8902
73/	MGM Stopgard cam-type spring-set brake air chamber	C-CT600/900	21	14	P-8821
BRAKE BOOSTER INSTALLATION					
73/	Brake booster (hydraulic vacuum-dual frame mounted)--w/ reservoir tanks	C600/900	23	4	P-6521
BRAKE BOOSTER PARTS					
73/	Brake booster (dual hydraulic vacuum)-Bendix	C600/750	23	9	P-6985
73/	Brake booster (vacuum-11" Bendix diaphragm type)	C700/750	23	8	P-4217
73/	Brake booster (vacuum-12 3/4" Bendix diaphragm type)	C600/800	23	7	P-11526
BRAKE and CLUTCH PEDALS					
73/	Brake pedal installation (split hydraulic brake)	C-CT600/900	75	12	P-8803



BUY IT NOW!

Click Here To Order

COPYRIGHT © 1980

FORD MOTOR
COMPANY

—DEARBORN, MICHIGAN

NEW ISSUE



D

**ILLUSTRATION
SECTION 10**
**1973/79
TRUCK SERIES 600/900**
INDEX

YEAR 19...	TITLE	MODEL	SECTION	PAGE	ILLUS. NO.
	BRAKE MASTER CYLINDERS				
73/	Brake master cylinder-typical	C-CT600/900	21	10	P-2331
73/	Brake master cylinder (Wagner)-typical	C600/800	21	10	P-7019
	BRAKE SYSTEMS				
73/75	Air brake compressor installation--8 cyl. Gas- "Before Ser. V80,001"	C-CT600/800	22.1	9	P-6765
75/78	Air brake compressor installation--8 cyl. Gas "From Ser. V80,001"	C-CT600/800	22.1	29	P-12293
79	Air brake compressor installation--8 cyl. 370 and 429 Gas	C-CT700/800	22.1	60	P-15131
73/	Air brake compressor installation--8 cyl. 477 and 534 Gas	C-CT900	22.1	27	P-11201
73/75	Air brake compressor installation--Cat. diesel- "Before Ser. V60,001"	C600/800,CT800	22.1	8	P-11518
75/	Air brake compressor installation--Cat. Diesel- "From Ser. V60,001"	C-CT700/800	22.1	55	P-12576
73/	Air brake system (air limiting control valve)	C-CT600/900	22.1	12	P-8001
73/	Air brake system (forward frame tubing)--99" and 111" W/B	C600/800	22.1	15	P-8005
73/	Air brake system (forward frame tubing)	C900	22.1	17	P-8006
73/	Air brake system (forward tubing)--135",153" and 161" W/B	CT800/900	22.1	18	P-8008
73/75	Air brake system (rear axle tubing)--cam brakes- "Before Ser. W40,001"	C600/750	22.1	20	P-8042
73/75	Air brake system (rear axle tubing)--wedge brakes- "Before Ser. W40,001"	C600/900	22.1	21	P-8043
75/	Air brake system (rear axle tubing)--Jounce hoses w/cam brakes-"From Ser. W40,001"	C600/900	22.1	30	P-12217
75/	Air brake system (rear axle tubing)--cam and wedge brakes "From Ser. W40,001"	C600/900	22.1	31	P-12218
73/	Air brake system (rear axle tubing)--Eaton axle and wedge brakes	CT800/900	22.1	22	P-8044
73/	Air brake system (rear axle tubing)--Rockwell (Timken) axle and wedge brakes	CT800/900	22.1	23	P-8045
73/	Air brake system (rear axle tubing)--cam brakes	CT800/900	22.1	24	P-8046
73/	Air brake system (rear frame tubing)--135",153" and 175" W/B	C600/900	22.1	17	P-8007
73/	Air brake system (rear frame tubing)--135",153" and 161" W/B	CT800/900	22.1	19	P-8009
73/75	Air brake system (truck and tractor trailer--back of cab section)-"Before Ser. W40,001"	C-CT600/900	22.1	11	P-8000-B
73/75	Air brake system (truck and tractor trailer--front of cab section)-"Before Ser. W40,001"	C-CT600/900	22.1	10	P-8000-A
75/	Air brake system (truck and tractor trailer--front of cab section)-Page A - "From Ser. W40,001"	C-CT600/900	22.1	45	P-12448
75/	Air brake system (truck and tractor trailer--back of cab section)-Page B (non-sleeper cab)-"From Ser. W40,001"	C-CT600/900	22.1	46	P-12449
75/	Air brake system (truck and tractor trailer--back of cab section)-Page C (sleeper cab)-"From Ser. W40,001"	C-CT600/900	22.1	47	P-12450
75/	Air brake system (brake skid control)--front brake sensor	C-CT600/900	22.1	32	P-12403
75/	Air brake system (brake skid control)--front section (Page A)	C-CT600/900	22.1	37	P-12418
75/	Air brake system (brake skid control)--front section (Page B)	C-CT600/900	22.1	38	P-12419
75/	Air brake system (brake skid control)--cab section (Page A)	C-CT600/900	22.1	51	P-12559
75/	Air brake system (brake skid control)--cab section (Page B)	C-CT600/900	22.1	52	P-12560
75/	Air brake system (brake skid control)--rear section	CT800/900	22.1	39	P-12420
75/	Air brake system (brake skid control)--rear section	C600/900	22.1	40	P-12550
75/	Air brake system (brake skid control)--front brake Jounce hoses	C-CT600/900	22.1	42	P-12429
75/	Air/Hydraulic brake system (brake skid control)--front brake	CT800/900	22.1	41	P-12428
75/	Air brake system (brake skid control)--single rear axle sensor	C600/900	22.1	43	P-12446
75/	Air brake system (brake skid control)--single rear axle	C600/900	22.1	49	P-12550
75/	Air brake system (brake skid control)--tandem rear axle sensor	CT800/900	22.1	44	P-12447
75/	Air brake system (brake skid control)--tandem rear axle w/cam brakes (Page A)	CT800/900	22.1	56	P-12551
75/	Air brake system (brake skid control)--tandem rear axle w/cam brakes (Page B)	CT800/900	22.1	57	P-12552


BUY IT NOW!
Click Here To Order


1973/79 TRUCK SERIES 600/900

ILLUSTRATION
SECTION 10

E

INDEX

YEAR 19----	TITLE	MODEL	SECTION	PAGE	ILLUS. NO.
C-CT SERIES					
BRAKE SYSTEMS - continued					
75/	Air brake system (brake skid control)--tractor trailer w/hand control valve	CT800/900	22.1	50	P-12558
75/	Eaton modulator (brake skid control)	C-CT600/900	22.1	58	P-13124
75/	Kelsey-Hayes modulator (brake skid control)	C-CT600/900	22.1	59	P-13123
73/	Hydraulic brake system (rear section)	C600/900	22	1	P-6519
73/	Hydraulic brake system (split)--w/frame mounted booster	C600/900	22	18	P-11031-A
73/	Hydraulic brake system (split)-- w/frame mounted booster	C600/900	22	19	P-11031-B
73/	Hydraulic brake system (single)--w/frame mounted booster	C600/900	22	16	P-8526-A
73/	Hydraulic brake system (single)--w/frame mounted booster	C600/900	22	17	P-8526-B
73/	Air parking brake tube installation-Maxi	C600/750	22.1	2	P-4553
73/	Air parking brake tube installation-Maxi	C800/900	22.1	7	P-4554
73/75	Spring operated parking air brake system (in-cab installation)- "Before Ser. W40,001"	C-CT600/900	22.1	25	P-8002
75/	Spring operated parking air brake system (in-cab installation)- Page A - "From Ser. W40,001"	C-CT600/900	22.1	53	P-12561
75/	Spring operated parking air brake system (in-cab installation)- Page B - "From Ser. W40,001"	C-CT600/900	22.1	54	P-12562
73/75	Spring operated parking air brake system (rear section)- "Before Ser. W40,001"	C-CT600/900	22.1	14	P-8004
73/75	Spring operated parking air brake system (under cab section) "Before Ser. W40,001"	C-CT600/900	22.1	13	P-8003
BRAKE WHEEL CYLINDERS					
73/	Front brake cylinder-typical	C600/900	21	9	P-1423
73/	Rear brake cylinder-typical	C600/900	21	9	P-1424
FRONT and REAR BRAKES					
73/	Front air brakes (single wedge)--15" x 3" and 15" x 3 1/2" Bendix	C-CT600/900	21	4	P-5272
73/	Front cam air brakes-Eaton	C-CT600/900	21	3	P-2062
73/	Front cam air brakes-Rockwell (Timken)	C-CT600/900	21	8	P-8389
76/	Front cam air brakes (Wagner)	C-CT600/900	21	17	P-14046
73/	Front brakes (self adjusting-hydraulic)--15" x 3" Wagner	C600/900	21	2	P-6445
73/	Front brakes (single anchor self adjusting-hydraulic)-- 14" x 2 1/2" Kelsey Hayes	C600	21	6	P-8314
75/	Front disc brakes and related parts	C-CT800/900	21	16	P-12390
73/	Rear cam air brakes-Eaton	C-CT600/900	21	3	P-2062
73/	Rear cam air brakes-Rockwell (Timken)	C-CT600/900	21	8	P-8350
73/	Rear air brakes (wedge-actuated Twinplex)--15" x 5", 15" x 6" and 15" x 7" Bendix	C-CT600/900	21	7	P-5269
73/	Rear brakes (self adjusting-hydraulic)--15" x 5" Kelsey Hayes	C600/750	21	6	P-6437
73/	Rear brakes (self adjusting-hydraulic)-- 15" x 6" and 15" x 7" Wagner	C600/900	21	5	P-6446
73/	Rear brakes (self adjusting-hydraulic)--16" x 6" Wagner	C800/900	21	1	P-8227

COPYRIGHT © 1980 — FORD MOTOR COMPANY — DEARBORN, MICHIGAN

NEW ISSUE



BUY IT NOW!

Click Here To Order



INDEX

YEAR 19	TITLE	MODEL	SECTION	PAGE	ILLUS. NO.
C-CT SERIES					
PARKING BRAKES					
73/	Control (Orscheln lever)--"From Ser.S00,001"	C600/750	26	22	P-11035
73/	Linkage and brake (trans. internal shoe type)--9" x 3", 10" x 3"-w/Clark 280,380 and Spicer 5000 trans. "From Ser.S00,001"	C600/750	26	20	P-11033-A
73/	Linkage and brake (trans. internal shoe type)-9" x 3", 10" x 3"-w/Allison AT-540, Ford C6 and New Process 435 trans.	C600/750	26	21	P-11033-B
73/	Parts (trans. internal shoe type)--9" x 2" and 9" x 3"	C600/800	26	1	P-2848
73/	Parts (trans. internal shoe type)--12" x 4"	C800/900	26	1	P-11881
73	System (trans. internal shoe type) -"Before Ser.S00,001"	C600/800	26	3	P-3596
73	System (trans. internal shoe type)-w/Orscheln lever--9" x 2" w/New Process 435 trans.-"Before Ser. S00,001"	C600/750	26	24	P-11274
73	System (trans. internal shoe type)--9" x 3" w/8 cyl. gas engines and Allison (AT 540) trans. - "Before Ser.S00,001"	C600/800	26	12	P-8581
73/	System (trans. internal shoe type)--12" x 4" w/Allison (MT 640) trans.	C900	26	15	P-9906
73	System (trans. internal shoe type)-w/Orscheln lever-9" x 2", 9" x 3", and 12" x 4" w/Allison MT-40, Clark 280,380 and Spicer 5000, 6000 trans.-"Before Ser.S00,001"	C600/900	26	18	P-11048
73/	System (trans. internal shoe type)-w/Orscheln lever-9" x 3" and 12" x 4" w/Clark 280,380 and Spicer 5000,6000 trans.	CT800/900	26	18	P-11048
73/	System (trans. internal shoe type)-w/Orscheln lever-9" x 3" w/Clark 280,380 trans.-"From Ser.S00,001"	C800	26	18	P-11048
73/	System (trans. internal shoe type)-w/Orscheln lever- 12" x 4" , w/Spicer 5000,6000 trans.-"From Ser.S00,001"	C800/900	26	18	P-11048
SPARE WHEEL CARRIERS					
73/	Spare wheel carrier (frame mounted)	C600/700	10	7	P-9922
73/	Spare wheel carrier (frame mounted)	C750/900	10	5	P-9923
WHEELS, HUBS and DRUMS					
73/	Front wheel hub grease cap (Stemco see-through) and oil seal installation-typical	C-CT600/900	10	1	P-8182
73/	Front wheel-- typical	C-CT600/900	10	2	P-8718
73/	Front wheel (disc type-tube tires)-typical	C600	10	3	P-649
73/	Front wheel (disc type-tube tires)-typical	C750/900	10	4	P-1387
73/	Front wheel (spoke type-tube tires)-typical	C750/900	10	5	P-1388
73/	Rear wheel hub, bearings	C-CT600/900	10	6	P-8750
73/	Rear wheel hub grease cap (Stemco see-through) and oil seal installation-typical	C-CT600/900	10	8	P-11424
CL-CLT SERIES					
BRAKE AIR CHAMBER					
78/	Parking brake and safety air chamber (rear wheel)-maxi brake	CL-CLT900	21	15	P-11323
BRAKE and CLUTCH PEDALS					
78/	Brake and clutch pedals (mechanical)	CL-CLT900	75	15	P-13862
78/	Brake and clutch pedals (hydraulic)	CL-CLT900	75	16	P-13863



**1973/79
TRUCK SERIES 600/900**

**ILLUSTRATION
SECTION 10**

G

INDEX

YEAR 19...	TITLE	MODEL	SECTION	PAGE	ILLUS. NO.
CL-CLT SERIES					
BRAKE SYSTEMS					
78/	Air brake compressor installation--6 cyl. 893 Cat. 3406 diesel	CL-CLT900	22.4	22	P-13868
78/	Air brake compressor installation--6 cyl. 1150 KT & KTA Cum. diesel	CL-CLT900	22.4	23	P-13869
78/	Air brake compressor Midland Ross & Bendix-- 6 cyl. 552 Det. 6V-92 and 8 cyl. 568 Det. 8V-71 and 736 Det. 8V-92 diesel	CL-CLT900	22.4	24	P-13871
78/	Air brake compressor & related parts--8 cyl. 568 Det. 8V-71 and 736 Det. 8V-92 diesel	CL-CLT900	22.4	5	P-13872
78/	Air brake system (rear axle tubing)-exc. Hendrickson 60" walking beam axle w/cam brakes	CLT900	22.4	6	P-13881
78/	Air brake system (rear axle tubing)-w/Hendrickson 60" walking beam axle w/cam brakes	CLT900	22.4	7	P-13882
78/	Air brake system (rear axle tubing)-w/cam brakes	CL900	22.4	8	P-13883
78/	Eaton modulator (brake skid control)	CL-CLT900	22.1	58	P-13124
78/	Kelsey-Hayes modulator (brake skid control)	CL-CLT900	22.1	59	P-13123
78/	Air brake system (rear axle tubing)-w/Neway suspension	CLT900	22.4	9	P-13907
	- Page A	CLT900	22.4	10	P-13908
	- Page B	CLT900	22.4	10	P-13908
78/	Air brake system (rear axle tubing)-w/Hendrickson 60" walking beam suspension	CLT900	22.4	11	P-13909
	- Page A	CLT900	22.4	12	P-13910
	- Page B	CLT900	22.4	12	P-13910
	- Page C	CLT900	22.4	13	P-13911
78/	Air brake system (rear axle tubing)-w/Reyco suspension	CLT900	22.4	14	P-13912
	- Page A	CLT900	22.4	15	P-13913
	- Page B	CLT900	22.4	15	P-13913
78/	Air brake system (rear axle tubing)-w/Neway suspension	CL900	22.4	16	P-13914
	- Page A	CL900	22.4	17	P-13915
	- Page B	CL900	22.4	17	P-13915
78/	Air brake system (rear axle tubing)-w/o Neway suspension	CL900	22.4	18	P-13916
	- Page A	CL900	22.4	19	P-13917
	- Page B	CL900	22.4	19	P-13917
78/	Air brake system (rear axle tubing)-w/Hendrickson 52" walking beam suspension	CLT900	22.4	20	P-13918
	- Page A	CLT900	22.4	21	P-13919
	- Page B	CLT900	22.4	21	P-13919
78/	Air brake system (front tubing) - Page A	CL-CLT900	22.4	1	P-14656
	- Page B	CL-CLT900	22.4	2	P-14657
	- Page C	CL-CLT900	22.4	3	P-14658
	- Page D	CL-CLT900	22.4	4	P-14659
78/	Air brake system (in-cab plumbing) - Page A	CL-CLT900	22.4	25	P-14610
	- Page B	CL-CLT900	22.4	26	P-14611
	- Page C	CL-CLT900	22.4	27	P-14612
	- Page D	CL-CLT900	22.4	28	P-14613
	- Page E	CL-CLT900	22.4	29	P-14614
	- Page F	CL-CLT900	22.4	30	P-14615
78/	Air brake system (brake skid control) rear axle sensor	CL-CLT900	22.4	31	P-14616
FRONT and REAR BRAKES					
78/	Front cam air brakes (Wagner)	CL-CLT900	21	17	P-14046
78/	Rear cam air brakes-Rockwell (Timken)	CL-CLT900	21	8	P-8350
SUPPORTS					
78/	Brake, clutch and steering support	CL-CLT900	75	18	P-13969
WHEELS, HUBS and DRUMS					
78/	Front wheel hub grease cap (Stemco see-through) and oil seal installation-typical	CL-CLT900	10	1	P-8182
78/	Front wheel-typical	CL-CLT900	10	2	P-8718
78/	Rear wheel hub-typical	CL-CLT900	10	6	P-8750
78/	Rear wheel hub grease cap (Stemco see-through) and oil seal installation-typical	CL-CLT900	10	8	P-11424



BUY IT NOW!
Click Here To Order






COPYRIGHT © 1980 — FORD MOTOR COMPANY — DEARBORN, MICHIGAN

NEW ISSUE

H

**ILLUSTRATION
SECTION 10**
**1973/79
TRUCK SERIES 600/900**
INDEX

YEAR 19	TITLE	MODEL	SECTION	PAGE	ILLUS. NO.
F SERIES					
BRAKE AIR CHAMBER					
73/	Bendix-Westinghouse cam-type service brake air chamber	F600/750	21	2	P-11203
73/	Bendix-Westinghouse wedge brake Rotochamber	F600/750	21	11	P-5271
73/	MGM cam-type service brake air chamber	F600/750	21	12	P-8902
73/	MGM Shortstop air chamber	F600/750	21	15	P-5270
73/	MGM wedge-type service brake air chamber	F600/750	21	12	P-8901
BRAKE BOOSTER INSTALLATION					
73/	Brake booster (hydraulic vacuum-dual frame mounted)--w/ reservoir tanks	F600/750	23	3	P-6523
73/	Brake booster (vacuum-dash mounted)--Gas	F600	23	1	P-5846
73/	Brake booster (vacuum-dash mounted)--w/reservoir tanks	F600/750	23	2	P-6527
73/	Brake booster (vacuum-frame mounted)	F600/750	23	4	P-8527
73/	Brake booster (vacuum and air-frame mounted)-typical	F750	23	5	P-5249
BRAKE BOOSTER PARTS					
73/	Brake booster (dual hydraulic vacuum)-Bendix	F600/750	23	9	P-6985
73/	Brake booster (vacuum-11" Bendix diaphragm type)	F700/750	23	8	P-4217
73/	Brake booster (vacuum-12 3/4" Bendix diaphragm type)	F600/750	23	7	P-11526
73/	Brake booster (vacuum-dash mounted)-Midland-Ross	F600/750	23	6	P-4143
BRAKE and CLUTCH PEDALS					
73/	Brake and clutch pedals	F600/750	75	10	P-5849
BRAKE MASTER CYLINDERS					
73/	Brake master cylinder (Wagner)-typical	F600/750	21	10	P-7019
BRAKE SYSTEMS					
73/75	Air brake compressor installation--8 cyl. Gas- "Before Ser. V80,001"	F700/750	22.1	4	P-6763
75/78	Air brake compressor installation--8 cyl. Gas "From Ser. V80,001"	F700/750	22.1	29	P-12293
79	Air brake compressor --8 cyl. 370 and 429 Gas	F600/800	22.1	61	P-15130
73/75	Air brake compressor, vacuum pump, alternator --8 cyl. Cat. Diesel-"Before Ser. W40,001"	F600/700	22.1	6	P-6394
75/	Air brake compressor--8 cyl. Cat. Diesel	F700	22.1	48	P-12575
74/	Air brake compressor installation --8 cyl. 475 gas engine	F880	22.1	28	P-11673
73/75	Air brake system (less compressor)	F750	22.2	1	P-3876
73/75	Air brake system (rear axle tubing)--cam brakes- "Before Ser. W40,001"	F600/750	22.1	20	P-8042
73/75	Air brake system (rear axle tubing)--wedge brakes- "Before Ser. W40,001"	F600/750	22.1	21	P-8043
75/	Air brake system (rear axle tubing)--Jounce hoses w/cam brakes-"From Ser. W40,001"	F600/750	22.1	30	P-12217
75/	Air brake system (rear axle tubing)--cam and wedge brakes "From Ser. W40,001"	F600/750	22.1	31	P-12218
73/75	Air brake system (tractor trailer)-"Before Ser. W40,001"	F700/750	22.2	2	P-5931
75/	Air brake system (brake skid control)--tractor trailer - (Page A)-"From Ser. W40,001"	F700/880	22.2	34	P-12572
75/	Air brake system (brake skid control)--tractor trailer - (Page B)-"From Ser. W40,001"	F700/880	22.2	35	P-12573
75/	Air brake system (brake skid control)--tractor trailer- (Page C)-"From Ser. W40,001"	F700/880	22.2	36	P-12574
73/	Air brake system (low air pressure buzzer)	F600/750	22.1	20	P-10202
73/	Air parking brake installation and tractor trailer emergency air supply-Maxi	F600/750	22.1	1	P-4550
73/	Air brake system (frame tubing)	F600/880	22.1	26	P-9366-A
75/	Air brake system (brake skid control)--front brake sensor	F600/880	22.1	32	P-12403
75/	Air brake system (brake skid control)--front section (Page A)	F700/880	22.1	33	P-12404
75/	Air brake system (brake skid control)--front section (Page B)	F700/880	22.1	34	P-12405
75/	Air brake system (brake skid control)--front section (Page C)	F700/880	22.1	35	P-12406
75/	Air brake system (brake skid control)--front section (Page D)	F700/880	22.1	36	P-12407
75/	Air brake system (brake skid control)--front brake Jounce hoses	F700/880	22.1	42	P-12429
75/	Air brake system (brake skid control)--single rear axle sensor	F700/880	22.1	43	P-12446


BUY IT NOW!
Click Here To Order


**1973/79
TRUCK SERIES 600/900**

**ILLUSTRATION
SECTION 10**

J

INDEX

YEAR 19	TITLE	MODEL	SECTION	PAGE	ILLUS. NO.
F SERIES					
BRAKE SYSTEMS - continued					
75/	Eaton modulator (brake skid control)	F600/880	22.1	58	P-13124
75/	Kelsey-Hayes modulator (brake skid control)	F600/880	22.1	59	P-13123
73/	Air parking brake system (spring operated)	F600/750	22.1	5	P-5933
73/	Air parking brake tube installation-Maxi	F600/750	22.1	2	P-4553
73/	Front brake air limiting valves	F700/750	22.1	3	P-3870
73/	Hydraulic brake system (rear section)	F600/750	22	1	P-6519
73/	Hydraulic vacuum brake system (dual)--w/dash mounted booster	F600/700	22	2	P-10872-A
73/	Hydraulic vacuum brake system (dual)--w/dash mounted booster	F600/700	22	3	P-10872-B
73/	Hydraulic vacuum brake system (single)--w/frame mounted booster	F600/750	22	4	P-8527
73/	Hydraulic vacuum brake system (split)--w/frame mounted booster	F600/750	22	20	P-10880-A
73/	Hydraulic vacuum brake system (split)--w/frame mounted booster	F600/750	22	21	P-10880-B
BRAKE WHEEL CYLINDERS					
73/	Front brake cylinder-typical	F600/750	21	9	P-1423
73/	Rear brake cylinder-typical	F600/750	21	9	P-1424
FRONT and REAR BRAKES					
73/	Front air brake (single wedge)--15"x 3" and 15"x 3 1/2" Bendix	F600/750	21	4	P-5272
73/	Front brake (self adjusting-hydraulic)--15" x 3" Wagner	F600/750	21	2	P-6445
73/	Front brake (single anchor self adjusting-hydraulic)--14" x 2 1/2" Kelsey Hayes	F600/750	21	6	P-8314
73/	Front cam air brakes-Eaton	F600/750	21	3	P-2062
73/	Front cam air brakes-Rockwell (Timken)	F600/750	21	8	P-8389
76	Front cam air brakes (Wagner)	F700/880	21	17	P-14046
73/	Rear air brake (wedge-actuated Twinplex)--15" x 5", 15" x 6" and 15" x 7" Bendix	F600/750	21	7	P-5269
73/	Rear brakes (self adjusting-hydraulic)--15" x 5" Kelsey Hayes	F600/750	21	6	P-6437
73/	Rear brakes (self adjusting-hydraulic)--15" x 6" and 15" x 7" Wagner	F600/750	21	5	P-6446
73/	Rear cam air brakes-Eaton	F600/750	21	3	P-2062
73/	Rear cam air brakes-Rockwell (Timken)	F600/750	21	8	P-8350
PARKING BRAKES					
73/	Control (Orscheln lever)-w/Allison AT-540 and Ford C6 trans.-"From Ser.S00,001"	F600/750 (81)--2/W/D	26	9	P-11034
73/75	Control (Orscheln lever)-w/Allison AT-540 and Ford C6 trans.-"From Ser. S00,001 to Ser. W40,001"	F600/750 (84)--2/W/D	26	19	P-12151-A
75/	Control (Orscheln lever)-w/Allison AT-540 and Ford C6 trans.-"From Ser. W40,001"	F600/750 (84)--2/W/D	26	19	P-12151-B
73/	Linkage and brake (trans. internal shoe type)-9" x 3", 10" x 3"-w/Allison AT-540 and Ford C-6 trans.-"From Ser.S00,001"	F600/750--2/W/D	26	21	P-11033-B
73/	Parts (trans. internal shoe type)--9" x 2" x 9" x 3"	F600/750--2/W/D	26	1	P-2848

April, 1980

COPYRIGHT © 1980 —

FORD MOTOR
COMPANY

—DEARBORN, MICHIGAN

NEW ISSUE



BUY IT NOW!

Click Here To Order



K

**ILLUSTRATION
SECTION 10**

**1973/79
TRUCK SERIES 600/900**

INDEX

YEAR 19	TITLE	MODEL	SECTION	PAGE	ILLUS. NO.
F SERIES					
PARKING BRAKES - continued					
73/	System (spring-set rear wheel air parking brakes)-refer to BRAKE SYSTEMS and BRAKE AIR CHAMBER	F600/750--2/W/D			
73/	System (trans. internal shoe type)-w/Orscheln lever-manual trans. - "Before Ser.S00,001"	F600/750 (84)--2/W/D	26	2	P-6998
73/	System (trans. internal shoe type)-w/Orscheln lever-manual trans.-"From Ser. S00,001"	F600/750(84)--2/W/D	26	23	P-11251
73/	System (trans. internal shoe type)-w/Orscheln lever-manual trans.-"From Ser. S00,001"	F600/750 (81)	26	17	P-11032
73	System (trans. internal shoe type)-w/standard lever-manual trans.-"Before Ser. S00,001"	F600/750 (81,85)	26	4	P-11528
73	System (trans. internal shoe type)--w/standard lever-manual trans. -"Before Ser.S00,001"	F750 (81,85)--2/W/D	26	5	P-11529
73/	System (trans. internal shoe type)-w/standard lever-manual trans.-"From Ser. S00,001"	F600/750 (81)	26	25	P-11042
73	System (trans. internal shoe type)--9" x 3" w/8 cyl.gas engine and Ford C6 trans. -"Before Ser.S00,001"	F600 (81)--2/W/D	26	10	P-8111
73	System (trans. internal shoe type)--9" x 3" w/8 cyl. gas engines and Allison (AT 540) trans. -"Before Ser.S00,001"	F600/750 (81)--2/W/D F600/750 (84)--2/W/D	26 26	13 11	P-8579 P-8580
73/	System (trans. internal shoe type)--lever and linkage	F600--4/W/D	70	1	P-7957
73	System (trans. internal shoe type)--9" x 3" w/8 cyl. gas and Ford C6 trans. -"Before Ser.S00,001"	F600 (84)	26	16	P-10680
73/	System (trans. internal shoe type)--brake assembly	F600--4/W/D	70	3	P-7928
SPARE WHEEL CARRIERS					
73/	Spare wheel carrier (frame mounted)	F600/750	10	7	P-9922
WHEELS, HUBS and DRUMS					
73/	Front wheel (disc type-tube tires)-typical	F600--2/W/D	10	3	P-649
73/	Front wheel (disc type-tube tires)-typical	F700/750	10	3	P-1390
73/	Front wheel (disc type-tube tires)-typical	F750	10	4	P-1387
73/	Front wheel--typical	F600/750--2/W/D	10	2	P-8718
73/	Front wheel parts	F600--2/W/D	10	1	P-2005
73/	Front wheel parts	F600--4/W/D	30	7	P-7985
73/	Front wheel (spoke type-tube tires)-typical	F700/750	10	4	P-1185
73/	Front wheel (spoke type-tube tires)-typical	F750	10	5	P-1388
73/	Rear wheel hubs, bearings	F600/750	10	6	P-8750

100% SATISFACTION GUARANTEED

BUY IT NOW!

Click Here To Order

PayPal American Express Discover MasterCard VISA

1973/79 TRUCK SERIES 600/900

**ILLUSTRATION
SECTION 10**

L

INDEX

YEAR 19 -	TITLE	MODEL	SECTION	PAGE	ILLUS. NO.
L-LN-LNT-LT-LTS SERIES					
BRAKE AIR CHAMBER					
73/	Bendix-Westinghouse cam-type service brake air chamber	LNT-LT-LTS800/900	21	2	P-11203
73/	Bendix-Westinghouse wedge brake Rotochamber	L-LN-LNT-LT-LTS600/900	21	11	P-5271
73/	MGM cam-type service brake air chamber	L-LN-LNT-LT-LTS600/900	21	12	P-8902
73/	MGM low profile wedge brake spring-set air chamber	LNT-LT-LTS800/900	21	13	P-9308
73/	MGM Shortstop air chamber	L-LN-LNT-LT-LTS600/900	21	15	P-5270
73/	MGM wedge-type service brake air chamber	L-LN-LNT-LT-LTS800/900	21	12	P-8901
BRAKE BOOSTER INSTALLATION - refer to BRAKE SYSTEMS					
BRAKE BOOSTER PARTS					
73/	Brake booster (dual hydraulic vacuum)-Bendix	L-LN-LT600/900	23	9	P-6985
73/	Brake booster (single hydraulic vacuum)-Bendix	L-LNT800, LT900, LTS800/900	23	10	P-8459
BRAKE and CLUTCH PEDALS					
73/	Brake and clutch pedals (Ford clutch housing)--Gas	L-LN-LNT-LT-LTS880/900	75	4	P-7770
73/	Brake and clutch pedals--Gas	L-LT-LTS800, LN-LNT600/800	75	5	P-7771
73/	Brake and clutch pedals (SAE clutch housing)--Gas	L-LN-LNT-LT-LTS880/900	75	3	P-7769
BRAKE SYSTEMS					
73/75	Air brake compressor installation--6 cyl. 426 Detroit 6-71 Diesel - "Before Ser. W40,001"	L-LN-LNT-LT900	22.2	19	P-7899
75/	Air brake compressor installation--6 cyl. 426 Detroit 6-71 Diesel	L-LN-LNT-LT900	22.2	47	P-12571
73/	Air brake compressor installation--8 cyl. 568 Detroit 8V-71 Diesel	L-LT900	22.2	17	P-10564
73/75	Air brake compressor installation--Cat. Diesel - "Before Ser. W40,001"	L-LN-LNT-LT-LTS600/800	22.2	16	P-11120
75/	Air brake compressor installation--Cat. Diesel - "From Ser. W40,001"	L-LN-LNT-LT-LTS600/800	22.2	27	P-12281
73/	Air brake compressor installation--6 cyl. 855 Cum. Diesel	L-LN-LNT-LT-LTS900	22.2	15	P-7902
73/75	Air brake compressor installation--8 cyl. Gas - "Before Ser. V80,001"	L-LN600/800, LNT-LT-LTS800	22.2	14	P-7897
75/78	Air brake compressor installation--8 cyl. Gas - "From Ser. V80,001"	L-LN600/800, LNT-LT-LTS800	22.1	29	P-12293
79	Air brake compressor installation-8 cyl. 370 and 429 Gas	L-LN-LNT-LT-LTS600/800	22.1	61	P-15130
73/	Air brake compressor installation--8 cyl. Gas	L-LN-LNT-LT-LT880/900	22.2	13	P-7898
73/78	Air brake compressor installation--8 cyl. 903 Cum. V-903 Diesel	L-LN-LNT-LT900	22.2	18	P-8533
73/75	Air brake system (cab tubing)-"Before Ser. W40,001"	L-LN-LNT-LT-LTS600/900	22.2	4	P-7485
73/	Air brake system (frame tubing)	L-LN800/900	22.2	5	P-7487
73/75	Air brake system (frame tubing)-"Before Ser. W40,001"	LN600/750	22.2	7	P-7489
75/	Air brake system (frame tubing)-"From Ser. W40,001"	LN600/750	22.2	26	P-12328
73/	Air brake system (front air brake limiting valve)	L-LN-LNT-LT-LTS600/900	22.2	12	P-7490
73/	Air brake system (front frame tubing)	L-LN-LNT-LT-LTS800/900	22.2	3	P-7486
73/75	Air brake system (hand control valve)-"Before Ser. W40,001"	L-LN-LNT-LT-LTS800/900	22.2	5	P-7492
75/	Air brake system (non-tractor)-hand control valve "From Ser. W40,001"	LNT-LT-LTS800/900	22.2	39	P-12563



BUY IT NOW!

Click Here To Order



COPYRIGHT © 1980 - FORD MOTOR COMPANY - DEARBORN, MICHIGAN

NEW ISSUE

INDEX

YEAR 19----	TITLE	MODEL	SECTION	PAGE	ILLUS. NO.
L-LN-LNT-LT-LTS SERIES					
BRAKE SYSTEMS - continued					
73/	Air brake system (rear axle tubing)--Eaton axle and wedge brakes	LNT-LT-LTS800/900	22.1	22	P-8044
73/75	Air brake system (rear axle tubing)--cam brakes--"Before Ser. W40,001"	LN600/750	22.1	20	P-8042
73/	Air brake system (rear axle tubing)--cam brakes	LNT-LT-LTS800/900	22.1	24	P-8046
73/	Air brake system (rear axle tubing)--Rockwell (Timken) axle and wedge brakes	LNT-LT-LTS800/900	22.1	23	P-8045
73/75	Air brake system (rear axle tubing)--wedge brakes--"Before Ser. W40,001"	L800/900, LN600/900	22.1	21	P-8043
75/	Air brake system (rear axle tubing)--Jounce hoses w/cam brakes	L-LN600/900	22.1	30	P-12217
75/	Air brake system (rear axle tubing)--cam and wedge brakes "From Ser. W40,001"	L-LN600/900	22.1	31	P-12218
73/	Air brake system (rear frame tubing)	LNT-LT-LTS800/900	22.2	6	P-7488
73/	Air brake system (rear frame tubing)--Neway suspension	LNT-LT900	22.2	22	P-9884
73/75	Air brake system (tractor trailer)--"Before Ser. W40,001"	L-LN-LNT-LT-LTS800/900	22.2	11	P-7491
75/	Air brake system (brake skid control)--tractor trailer--"From Ser. W40,001"--(Page A)	L-LN-LNT-LT-LTS700/900	22.2	40	P-12564
75/	Air brake system (brake skid control)--tractor trailer--"From Ser. W40,001" (Page B)	L-LN-LNT-LT-LTS700/900	22.2	41	P-12565
73/75	Air brake system (rear section tubing)--cam brakes--"Before Ser. W40,001"	L-LN600/900	22.2	8	P-7493
73/	Air brake system (rear section tubing)--w/cam brakes and w/o Neway suspension	LNT-LT-LTS800/900	22.2	9	P-7495
73/	Air brake system (rear axle tubing)--cam brakes and Neway suspension	LNT-LT900	22.2	20	P-9886
73/75	Air brake system (rear section tubing)--wedge brakes--"Before Ser. W40,001"	L-LN600/900	22.2	8	P-7494
73/	Air brake system (rear section tubing)--w/wedge brakes and w/o Neway suspension	LNT-LT-LTS800/900	22.2	10	P-7496
73/	Air brake system (rear axle tubing)--wedge brakes and Neway suspension	LNT-LT900	22.2	21	P-9885
75/	Brake skid control (control warning monitor and wiring)	L-LN-LNT-LT-LTS600/900	22.2	23	P-11721
75/	Brake skid control (control wiring on frame and front end)	LN600/750	22.2	24	P-12340
75/	Brake skid control (control wiring on rear axle)	LN600/750	22.2	25	P-12341
75/	Air brake system (brake skid control)--front brake sensor	L-LN-LNT-LT-LTS600/900	22.1	32	P-12403
75/	Air/hydraulic brake system (brake skid control)-disc brake--front section (Page A)	L-LN-LNT-LT-LTS600/900	22.2	42	P-12566
75/	Air/hydraulic brake system (brake skid control)-disc brake--front section (Page B)	L-LN-LNT-LT-LTS600/900	22.2	43	P-12567
75/	Air brake system (brake skid control)--cab tubing (Page A)	L-LN-LNT-LT-LTS600/900	22.2	44	P-12568
75/	Air brake system (brake skid control)--cab tubing (Page B)	L-LN-LNT-LT-LTS600/900	22.2	45	P-12569
75/	Air brake system (brake skid control)--cab tubing (Page C)	L-LN-LNT-LT-LTS600/900	22.2	46	P-12570
75/	Air brake system (brake skid control)--rear section	L-LN800/900	22.2	28	P-12410
75/	Air brake system (brake skid control)--rear section (Page A)	LNT-LT-LTS800/900	22.2	29	P-12411
75/	Air brake system (brake skid control)--rear section (Page B)	LNT-LT-LTS800/900	22.2	30	P-12412
75/	Air brake system (brake skid control)--rear section-Neway suspension (Page A)	LNT-LT900	22.2	31	P-12424
75/	Air brake system (brake skid control)--rear section-Neway suspension (Page B)	LNT-LT900	22.2	32	P-12425



BUY IT NOW!

Click Here To Order



**1973/79
TRUCK SERIES 600/900**

**ILLUSTRATION
SECTION 10**

N

INDEX

YEAR 19____	TITLE	MODEL	SECTION	PAGE	ILLUS. NO.
L-LN-LNT-LT-LTS SERIES					
■ BRAKE SYSTEMS - continued					
75/	Air brake system (brake skid control)--rear section-Reyco suspension	LNT-LT900	22.2	33	P-12426
75/	Air brake system (brake skid control)--front brake Jounce hoses	L-LN-LNT-LT LTS600/900	22.1	42	P-12429
75/	Air brake system (brake skid control)--single rear axle sensor	L-LN600/900	22.1	43	P-12446
75/	Air brake system (brake skid control)--tandem rear axle sensor	LNT-LT-LTS800/900	22.1	44	P-12447
75/	Air brake system (brake skid control)--tandem rear axle w/cam brakes (Page A)	LNT-LT-LTS800/900	22.1	56	P-12551
75/	Air brake system (brake skid control)--tandem rear axle w/cam brakes (Page B)	LNT-LT-LTS800/900	22.1	57	P-12552
75/	Air/hydraulic brake system (brake skid control)--tandem rear axle-203" W/B with 50M suspension (Page A)	LTS900	22.2	37	P-12553
75/	Air/hydraulic brake system (brake skid control)--tandem rear axle-203" W/B with 50M suspension (Page B)	LTS900	22.2	38	P-12554
75/	Eaton modulator (brake skid control)	L-LN-LNT-LT- LTS300/900	22.1	58	P-13124
75/	Kelsey-Hayes modulator (brake skid control)	L-LN-LNT-LT- LTS600/900	22.1	59	P-13123
73/	Hydraulic brake system (dash-mounted booster installation)	LN600/750	22	5	P-7885
73/	Hydraulic brake system front end and frame tubing installation (frame-mounted booster w/dual system and dash-mounted booster w/single system)	LN600/750	22	8	P-7887
73/	Hydraulic brake system front end tubing and frame-mounted booster installation	LN600/750	22	6	P-7886-A
73/	Hydraulic brake system front end tubing and frame-mounted booster installation	LN600/750	22	7	P-7886-B
73/	Hydraulic brake system front end tubing and frame-mounted booster installation (dual system)--w/50/50 split-12 3/4" diaphragm type	L800/900, LN-LNT800, LT-LTS800/900	22	15	P-8522
73/	Hydraulic brake system front end tubing and frame-mounted booster installation (single system)	L800/900, LN-LNT800, LT-LTS800/900	22	12	P-7892-A
73/	Hydraulic brake system front end tubing and frame-mounted booster installation (single system)	L800/900, LN-LNT800, LT-LTS800/900	22	13	P-7892-B
73/	Hydraulic brake system front end tubing installation (dual system)--w/40/60 split	L-LN800	22	11	P-7891
73/	Hydraulic brake system (rear section)	L-LN600/900	22	1	P-6519
73/	Hydraulic brake system (rear section)	LNT800, LT- LTS800/900	22	9	P-7889
73/	Hydraulic brake system (rear frame tubing)	L800/900, LN-LNT800, LT-LTS800/900	22	14	P-7893
73/	Hydraulic brake system vacuum tank installation (dash-mounted booster)	LN600/750	22	1	P-7884
73/	Hydraulic brake system vacuum tank installation (frame-mounted booster)	L-LN-LNT-LT- LTS800/900	22	10	P-7888
■ FRONT and REAR BRAKES					
73/	Front air brake (single wedge)--15" x 3" and 15" and 3 1/2" Bendix	L-LN-LNT-LT- LTS600/900	21	4	P-5272
73/	Front brakes (single anchor self adjusting-hydraulic)--14" x 2 1/2" Kelsey Hayes	L-LN600/800	21	6	P-8314
73/	Front brakes (self adjusting-hydraulic)--15" x 3" Wagner	L-LN600/900, LNT800, LT-LTS800/900	21	2	P-6445

COPYRIGHT © 1980 -- FORD MOTOR COMPANY -- DEARBORN, MICHIGAN

NEW ISSUE

100% SATISFACTION GUARANTEED

BUY IT NOW!

Click Here To Order

PayPal American Express Discover MasterCard VISA

INDEX

YEAR 19...	TITLE	MODEL	SECTION	PAGE	ILLUS. NO.
L-LN-LNT-LT -LTS SERIES					
FRONT and REAR BRAKES - continued					
73/	Front cam air brakes-Eaton	L-LN-LNT-LT-LTS600/900	21	3	P-2062
73/	Front cam air brakes-Rockwell (Timken)	L-LN-LNT-LT-LTS600/900	21	8	P-8389
76/	Front cam air brakes-Wagner	L-LN-LNT-LT-LTS600/900	21	17	P-14046
75/	Front disc brakes and related parts	LNT-LT-LTS800/900	21	16	P-12390
73/	Front or rear air brake (wedge-actuated Twinplex)--15" x 5", 15" x 6", and 15" x 7" Bendix	L-LN-LNT-LT-LTS600/900	21	7	P-5269
73/	Rear brakes (self adjusting-hydraulic)--15" x 5" Kelsey Hayes	L-LN-LNT600/800, LT-LTS800/900	21	6	P-6437
73/	Rear brakes (self adjusting-hydraulic)--15" x 6" and 15" x 7" Wagner	L800, LN600/900, LNT800, LT-LTS800/900	21	5	P-6446
73/	Rear brake (self adjusting-hydraulic)--16" x 6" Wagner	L800/900, LN800	21	1	P-8227
73/	Rear cam air brakes-Eaton	L-LN-LNT-LT-LTS600/900	21	3	P-2062
73/	Rear cam air brakes-Rockwell (Timken)	L-LN-LNT-LT-LTS600/900	21	8	P-8350
PARKING BRAKES					
73/	Control (Orscheln lever)--"From Ser.S00,001"	LN600/750	26	22	P-11036
73/	Linkage and brake (trans. internal shoe type)-9" x 3", 10" x 3"-w/Clark 280,380 and Spicer 5000 trans. - "From Ser.S00,001"	LN600/750	26	20	P-11033-A
73/	Linkage and brake (trans. internal shoe type)-9" x 3", 10" x 3"-w/Allison AT-540, Ford C-6 and New Process 435 trans.--"From Ser.S00,001"	LN600/750	26	21	P-11033-B
73/	System (spring-set rear wheel air parking brakes)-refer to BRAKE SYSTEMS and BRAKE AIR CHAMBER	L-LN-LNT-LT-LTS600/900			
73/	System (trans. internal shoe type)--9" x 2" and 9" x 3"-Clark, New Process, Dana (Spicer) or Warner main trans.	L800, LN600/800, LT-LTS800	26	6	P-7714
73/	System (trans. internal shoe type)--9" x 3"-Allison MT40 main trans.	L-LN-LNT-LT-LTS800	26	9	P-7749
73/	System (trans. internal shoe type)--12" x 4"-Clark, New Process, Dana (Spicer) or Allison Main trans.	L-LNT-LT-LTS800/900	26	7	P-7712
73/	System (trans. internal shoe type)--12" x 4"-Fuller or Dana (Spicer) auxiliary trans.	L-LT-LTS800/900	26	8	P-7713
73	System (trans. internal shoe type)--9" x 3" w/8 cyl. gas engines and Allison (AT 540) trans. -"Before Ser.S00,001"	LN600/750	26	14	P-8582
SPARE WHEEL CARRIER					
73/	Spare wheel carrier (frame mounted)	L-LN800/900	10	7	P-9924
WHEELS, HUBS and DRUMS					
73/	Front wheel hub grease cap (Stemco see-through) and oil seal installation-typical	L-LN-LNT-LT, LTS600/900	10	1	P-8182
73/	Front wheel--typical	L-LNT-LT-LTS-LN600/900	10	2	P-8718
73/	Rear wheel hubs, bearings	L-LN-LNT-LT-LTS600/900	10	6	P-8750
73/	Rear wheel hub grease cap (Stemco see-through) and oil seal installation-typical	L-LN-LNT-LT-LTS600/900	10	8	P-11424



BUY IT NOW!

Click Here To Order



1973/79 TRUCK SERIES 600/900

ILLUSTRATION
SECTION 10

Q

INDEX

YEAR 19.....	TITLE	MODEL	SECTION	PAGE	ILLUS. NO.
P SERIES					
■ BRAKE BOOSTER INSTALLATION					
78/	Brake booster (vacuum-frame mounted)	P600	23	13	P-15249
■ BRAKE BOOSTER PARTS					
78/	Brake booster (vacuum-dash mounted)-Midland-Ross	P600	23	14	P-4143
78/	Brake booster (vacuum diaphragm-frame mounted)-Hy Power C-462-C	P600	23	12	P-8731
■ BRAKE and CLUTCH PEDALS					
78/	Brake and clutch pedals	P600	72	20	P-11161
■ BRAKE MASTER CYLINDER					
78/	Brake master cylinder-Bendix	P600	21	20	P-6999
■ BRAKE SYSTEMS					
78/	Hydraulic brake system	P600	22	24	P-5240
■ BRAKE WHEEL CYLINDERS					
78/	Front brake cylinder (dual piston)-typical	P600	21	18	P-1423
78/	Front brake cylinder (single piston)-typical	P600	21	20	P-11586
78/	Rear brake cylinder (dual piston)-typical	P600	21	18	P-1424
■ FRONT and REAR BRAKES					
78/	Front brake-typical	P600	21	19	P-3718
78/	Rear brake-typical	P600	21	19	P-3719
■ PARKING BRAKES					
78/	Parts (trans. internal shoe type)--9" x 2" and 9" x 3"	P600	26	1	P-2848
78/	System (trans. external band type)	P600	26	27	P-11040
78/	System (trans. internal shoe type)	P600	26	26	P-11041
■ SPARE WHEEL CARRIERS					
78/	Spare wheel carrier (frame mounted)	P600	10	10	P-9921
■ WHEEL, HUBS and DRUMS					
78/	Front wheel parts (w/two piece wheel)	P600	10	9	P-649
78/	Front wheels	P600	10	8	P-2004
78/	Rear dual wheel parts (disc type-tubless tires)-typical	P600	10	9	P-2474



BUY IT NOW!

Click Here To Order



R

**ILLUSTRATION
SECTION 10**
**1973/79
TRUCK SERIES 600/900**
INDEX

YEAR 19	TITLE	MODEL	SECTION	PAGE	ILLUS. NO.
W-WT SERIES					
BRAKE AIR CHAMBER					
73/77	Anchorlok cam-type spring-set air brake chamber	W-WT900	21	11	P-8316
73/77	Bendix-Westinghouse wedge brake Rotochamber	W-WT900	21	11	P-5271
73/77	MGM cam-type service brake air chamber	W-WT900	21	12	P-8902
73/77	MGM Stoppard cam-type spring-set air brake chamber	W-WT900	21	14	P-8821
73/77	MGM Shortstop air chamber	W-WT900	21	15	P-5270
73/77	MGM wedge-type service brake air chamber	W-WT900	21	12	P-8901
BRAKE SYSTEMS					
73/77	Air brake compressor installation--8 cyl. 568 Detroit 8V-71 Diesel-"Before Ser. W40,001"	W-WT900	22.3	12	P-8530-A
75/77	Air brake compressor installation--8 cyl. 568 Detroit 8V-71 Diesel-"From Ser. W40,001"	W-WT900	22.3	27	P-12578
73/75	Air brake compressor installation--6 cyl. 855 Cum. and 6 cyl. 426 Detroit 6-71 Diesel-"Before Ser. W40,001"	W-WT900	22.3	13	P-8530-B
75/77	Air brake compressor installation--6 cyl. 426 Detroit 6-71 Diesel-"From Ser. W40,001"	W-WT900	22.3	9	P-12577
75/77	Air brake compressor installation--6 cyl. 855 Cummins Diesel-"From Ser. W40,001"	W-WT900	22.3	28	P-12580
73/75	Air brake compressor installation-"Before Ser. W40,001"	W-WT900	22.3	7	P-8532
75/77	Air brake compressor installation--8 cyl. 903 Cum. V-903 Diesel-"From Ser. W40,001"	W-WT900	22.3	29	P-12579
73/77	Air brake system (cab tubing)	W-WT900	22.3	3	P-7905-A
73/77	Air brake system (cab tubing)	W-WT900	22.3	4	P-7905-B
73/77	Air brake system (front frame tubing)--except Neway suspension	W-WT900	22.3	5	P-7906
73/77	Air brake system (front frame tubing)--Neway suspension	WT900	22.3	10	P-9883-A
73/77	Air brake system (front frame section)--8 cyl. 903 Cum. V-903 Diesel	W-WT900	22.3	8	P-8699
73/77	Air brake system (rear axle tubing)--Eaton axle and wedge brakes	WT900	22.1	22	P-8044
73/77	Air brake system (rear axle tubing)--Rockwell (Timken) axle and wedge brakes	WT900	22.1	23	P-8045
73/77	Air brake system (rear axle tubing)--cam brakes	WT900	22.1	24	P-8046
73/77	Air brake system (rear axle tubing)--wedge brakes and Neway suspension	WT900	22.2	21	P-9885
73/77	Air brake system (rear axle tubing)--cam brakes and Neway suspension	WT900	22.2	20	P-9886
73/77	Air brake system (rear frame tubing)	WT900	22.3	6	P-7908
73/77	Air brake system (rear frame tubing)	W900	22.3	9	P-7907
73/77	Air brake system (rear frame tubing)--Neway suspension	WT900	22.3	11	P-9883-B
73/77	Air brake system (rear section)	W-WT900	22.3	1	P-5433
73/75	Air brake system (tractor trailer)-"Before Ser. W40,001"	W-WT900	22.3	2	P-7904


BUY IT NOW!
Click Here To Order


**1973/79
TRUCK SERIES 600/900**

**ILLUSTRATION
SECTION 10**

S

INDEX

YEAR 19	TITLE	MODEL	SECTION	PAGE	ILLUS. NO.
W-WT SERIES					
BRAKE SYSTEMS - continued					
75/77	Air brake system (rear axle tubing)--Jounce hoses w/cam brake	W900	22.1	30	P-12217
75/77	Air brake system (brake skid control)-front brake sensor	W-WT900	22.1	32	P-12403
75/77	Air brake system (brake skid control)-front section (Page A)	W-WT900	22.3	24	P-12555
75/77	Air brake system (brake skid control)-front section (Page B)	W-WT900	22.3	25	P-12556
75/77	Air brake system (brake skid control)-front section (Page C)	W-WT900	22.3	26	P-12557
75/77	Air brake system (brake skid control)-rear section-Reyco suspension (Page A)	WT900	22.3	14	P-12409
75/77	Air brake system (brake skid control)-rear section-Reyco suspension (Page B)	WT900	22.3	15	P-12408
75/77	Air brake system (brake skid control)-front section (Page A)	W-WT900	22.3	16	P-12413
75/77	Air brake system (brake skid control)-front section (Page B)	W-WT900	22.3	17	P-12414
75/77	Air brake system (brake skid control)-rear section	W900	22.3	18	P-12415
75/77	Air brake system (brake skid control)-rear section (Page A)	WT900	22.3	19	P-12416
75/77	Air brake system (brake skid control)-rear section (Page B)	WT900	22.3	20	P-12417
75/77	Air brake system (brake skid control)-rear section-Neway suspension (Page A)	WT900	22.3	21	P-12421
75/77	Air brake system (brake skid control)-rear section-Neway suspension (Page B)	WT900	22.3	22	P-12422
75/77	Air brake system (brake skid control)-rear section-Neway suspension (Page C)	WT900	22.3	23	P-12423
75/77	Air brake system (brake skid control)--front brake Jounce hoses	W-WT900	22.1	42	P-12429
75/77	Air brake system (brake skid control)--single rear axle sensor	W900	22.1	43	P-12446
75/77	Air brake system (brake skid control)--tandem rear axle sensor	WT900	22.1	44	P-12447
75/77	Air brake system (brake skid control)--tandem rear axle w/cam brakes (Page A)	WT900	22.1	56	P-12551
75/77	Air brake system (brake skid control)--tandem rear axle w/cam brakes (Page B)	WT900	22.1	57	P-12552
75/77	Eaton modulator (brake skid control)	W-WT900	22.1	58	P-13124
75/77	Kelsey-Hayes modulator (brake skid control)	W-WT900	22.1	59	P-13123
FRONT and REAR BRAKES					
73/77	Front air brake (single wedge)--15"x3" and 15"x3 1/2" Bendix	W-WT900	21	4	P-5272
73/77	Front cam air brakes-Eaton	W-WT900	21	3	P-2062
73/77	Front cam air brakes-Rockwell (Timken)	W-WT900	21	8	P-8389
73/77	Rear air brake (wedge-actuated Twinplex)--15" x 5", 15" x 6" and 15" x 7" Bendix	W-WT900	21	7	P-5269
73/77	Rear cam air brakes-Eaton	W-WT900	21	3	P-2062
73/77	Rear cam air brakes-Rockwell (Timken)	W-WT900	21	8	P-8350
PARKING BRAKES					
73/77	System (spring-set rear wheel air parking brakes)-refer to BRAKE SYSTEMS and BRAKE AIR CHAMBER	W-WT900			
WHEELS, HUBS and DRUMS					
73/77	Front wheel hub grease cap (Stemco see-through) and oil seal installation-typical	W-WT900	10	1	P-8182
73/77	Front wheel--typical	W-WT900	10	2	P-8718
73/77	Rear wheel hubs, bearings	W-WT900	10	6	P-8750
73/77	Rear wheel hub grease cap (Stemco see-through) and oil seal installation-typical	W-WT900	10	8	P-11424

COPYRIGHT © 1980 — FORD MOTOR COMPANY — DEARBORN, MICHIGAN

NEW ISSUE



BUY IT NOW!

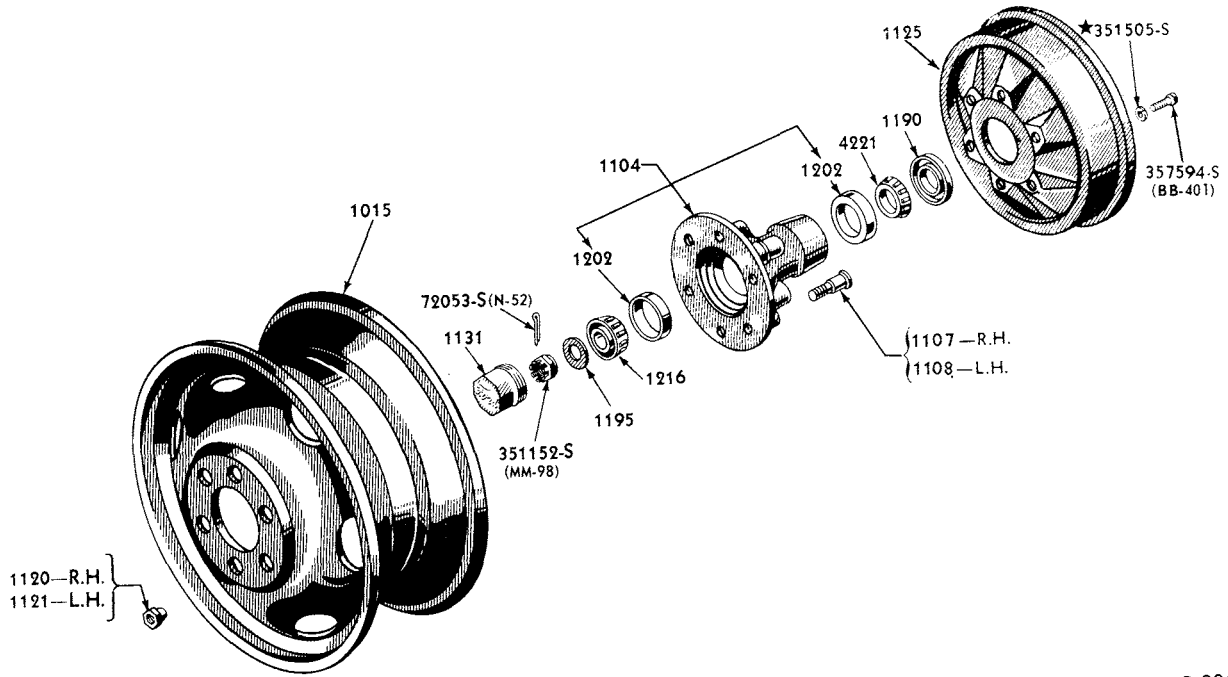
Click Here To Order



1973/79 TRUCK SERIES 600/900

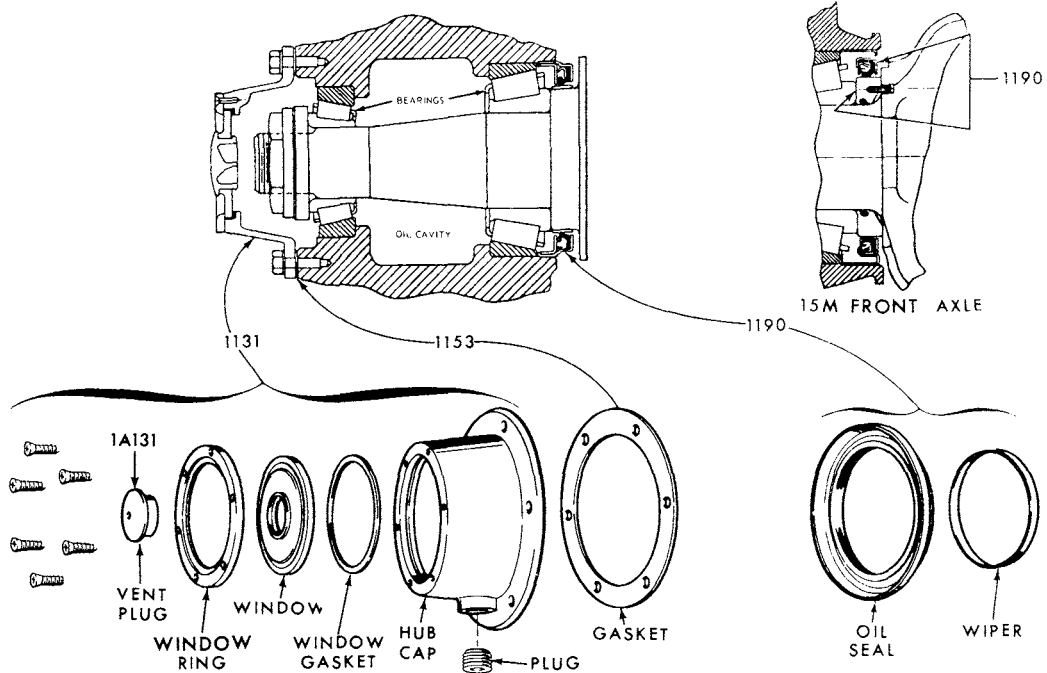
ILLUSTRATION
SECTION 10

1



P.2005

FRONT WHEEL PARTS
1973/ B-F600--2/W/D



P-8182



FRONT WHEEL HUB GREASE CAP (STEMCO SEE-THROUGH) and OIL SEAL INSTALLATION-TYPICAL
CL-CLT-C-CT-L-LN-LNT-LT-LTS-W-WT600/900

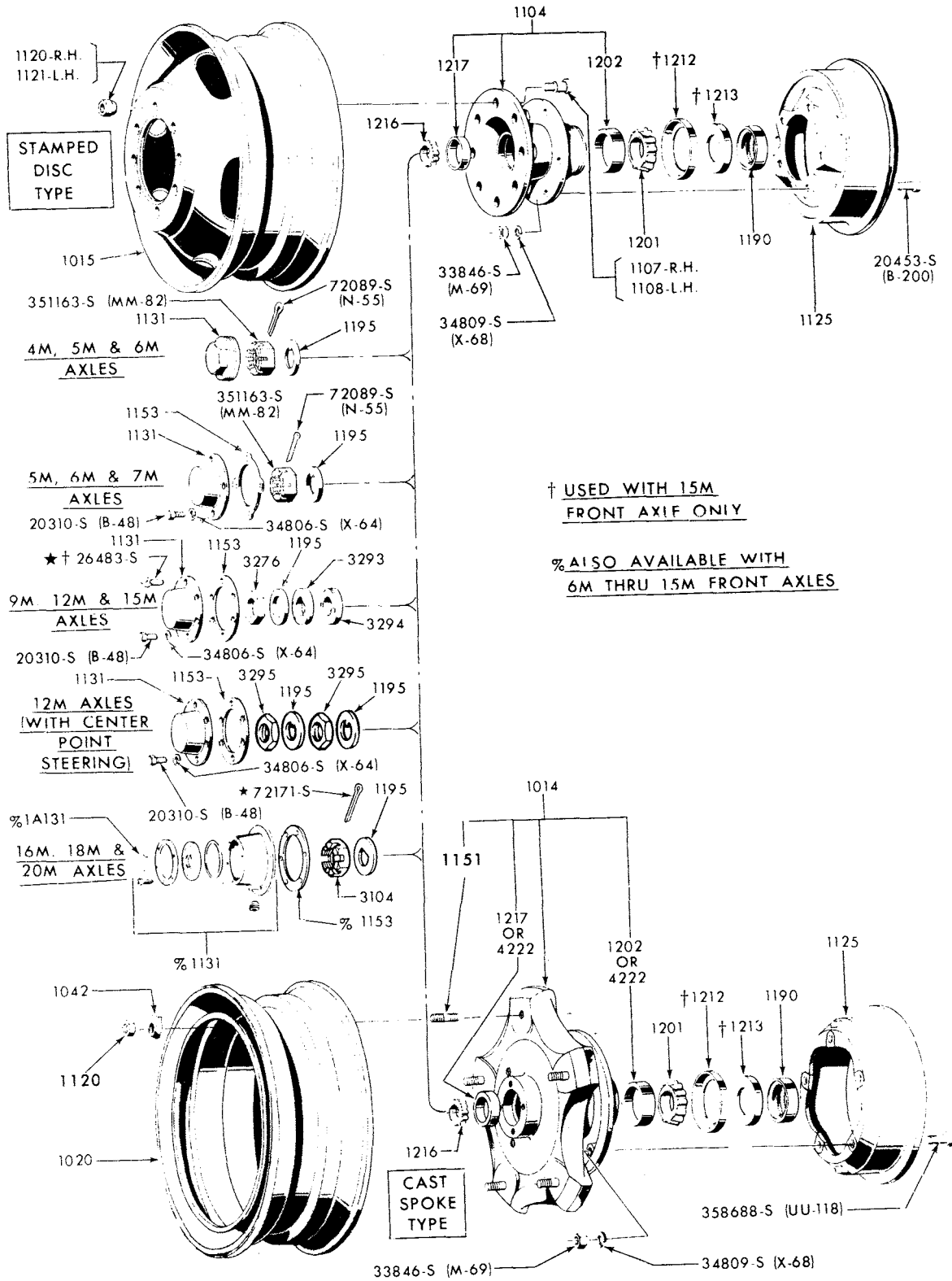
COPYRIGHT © 1980 FORD MOTOR-DEARBORN, MICHIGAN
COMPANY

NEW ISSUE

Click Here To Order



1973/79 TRUCK SERIES 600/900



P-8718



BUY IT NOW!

Click Here To Order

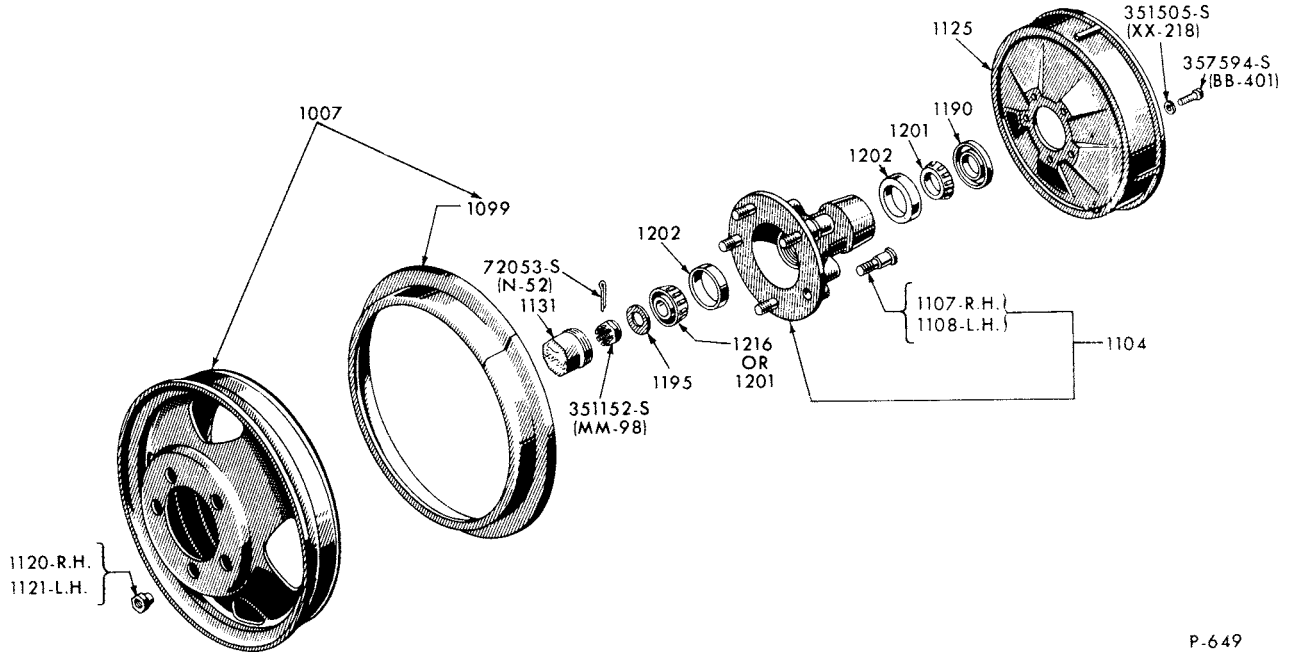
EL PARTS-4M THRU 20M FRONT AXLES-TYPICAL
CL-CLT-C-CT-F-L-LN-LNT-LT-LTS-W-WT600/900



**1973/79
TRUCK SERIES 600/900**

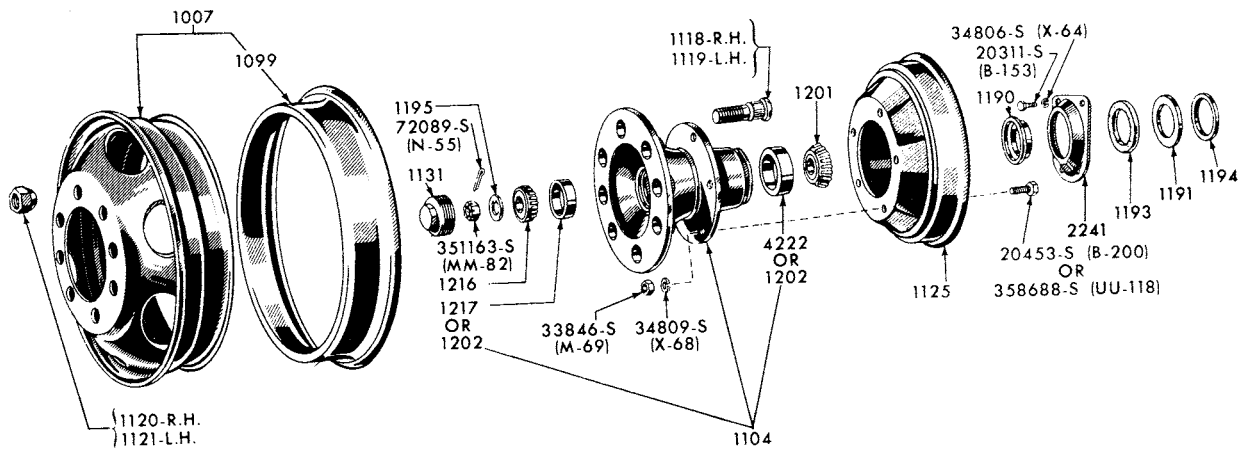
**ILLUSTRATION
SECTION 10**

3



P-649

**FRONT WHEEL PARTS (DISC TYPE-TUBE TIRES)-TYPICAL
1973/ B-C-F600**



P-1390

**FRONT WHEEL PARTS (DISC TYPE-TUBE TIRES)-TYPICAL
1973/ B-F700/750**

COPYRIGHT © 1980 -

- FORD MOTOR - DEARBORN, MICHIGAN
COMPANY

NEW ISSUE

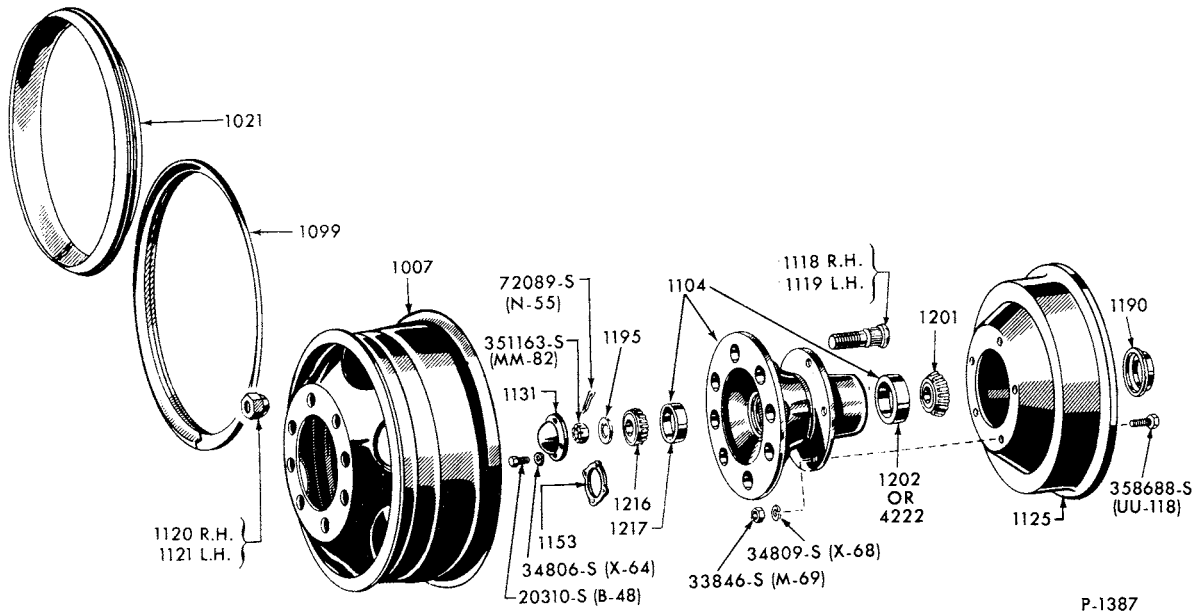
100% SATISFACTION GUARANTEED

BUY IT NOW!

Click Here To Order

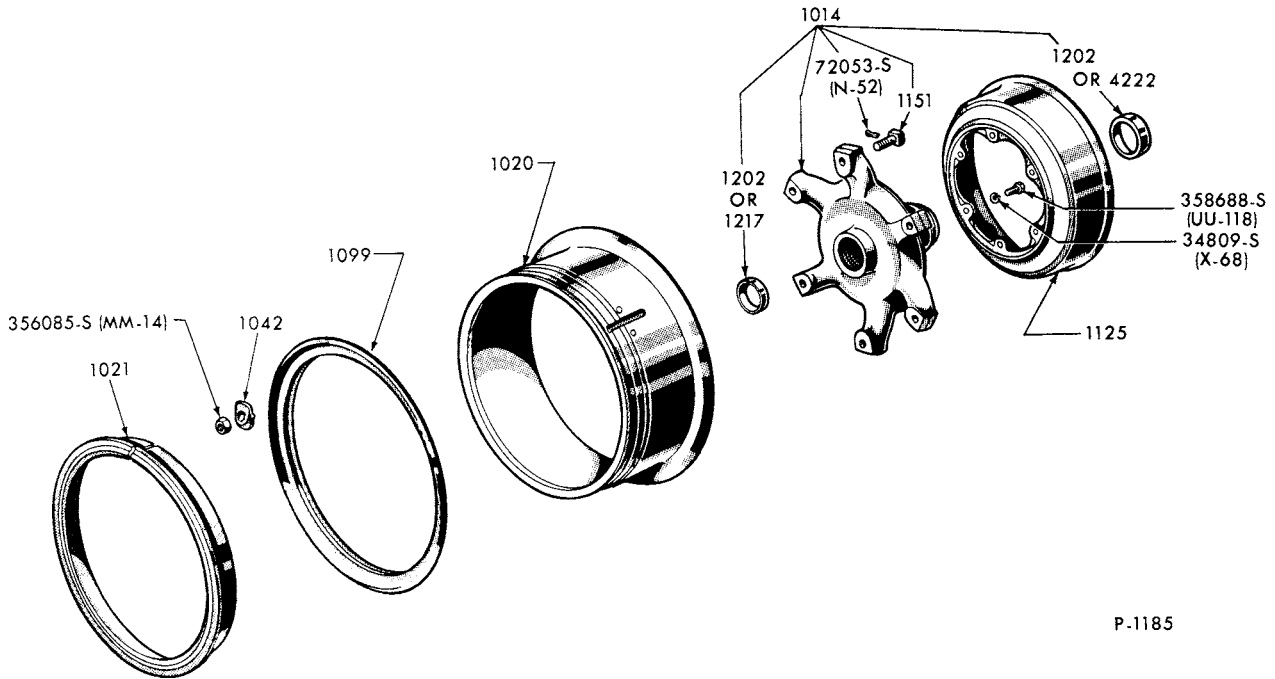
PayPal, American Express, Discover, MasterCard, VISA

1973/79 TRUCK SERIES 600/900



P-1387

FRONT WHEEL PARTS (DISC TYPE-TUBE TIRES)
1973/ C-F750/900



P-1185



BUY IT NOW!

Click Here To Order

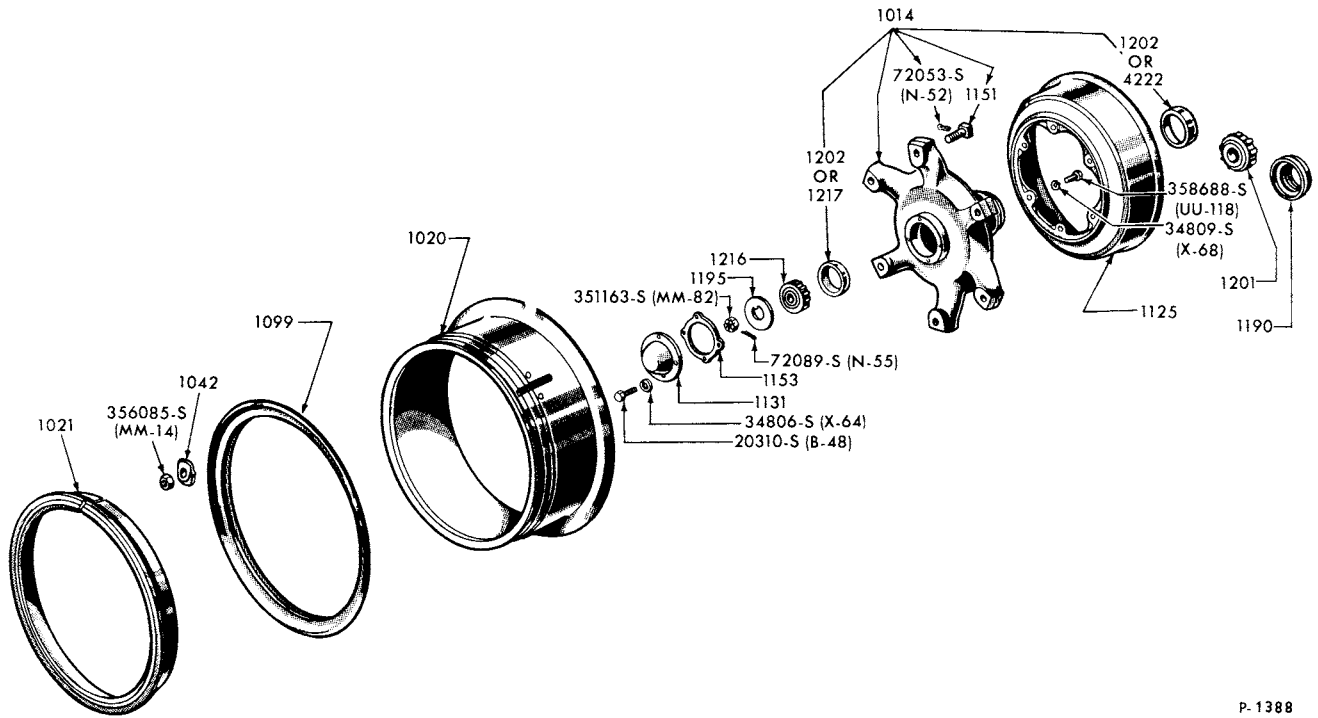
FRONT WHEEL PARTS (SPOKE TYPE-TUBE TIRES)-TYPICAL
1973/ B-F700/750



1973/79 TRUCK SERIES 600/900

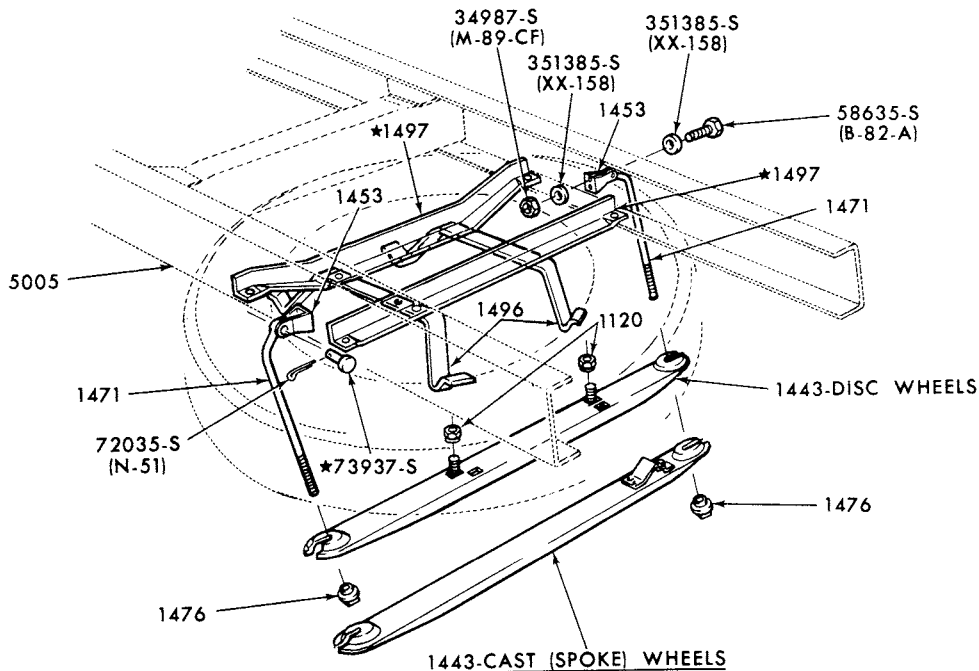
ILLUSTRATION
SECTION 10

5



P-1388

FRONT WHEEL PARTS-SPOKE TYPE (TUBE TIRES)-TYPICAL
1973/ C-F750/900



P-9923

SPARE WHEEL CARRIER (FRAME MOUNTED)
1973/ C750/900

COPYRIGHT © 1980 - FORD MOTOR - DEARBORN, MICHIGAN
COMPANY

NEW ISSUE

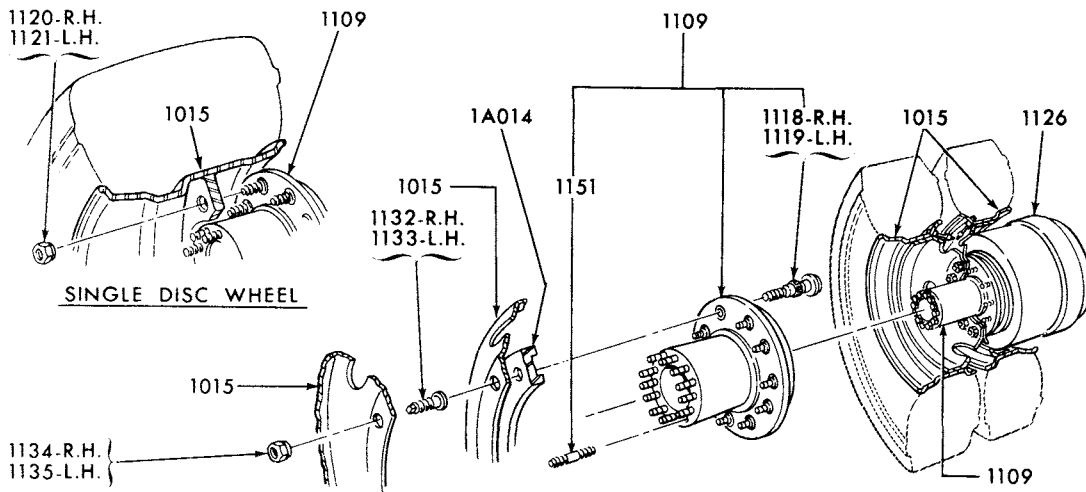


BUY IT NOW!

Click Here To Order

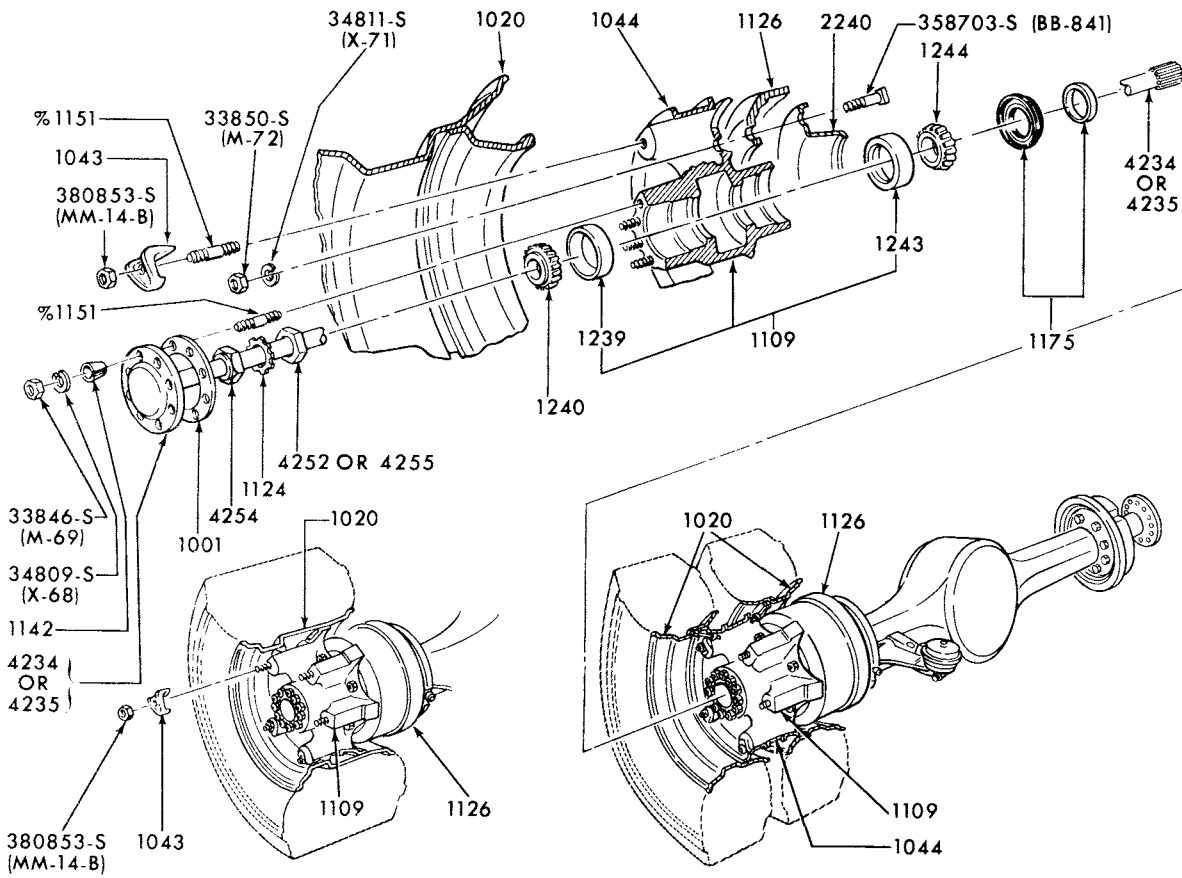


1973/79 TRUCK SERIES 600/900



SINGLE DISC WHEEL

**DUAL STAMPED (DISC) WHEEL
(OTHERWISE SAME AS SPOKE TYPE)**



SINGLE SPOKE WHEEL

DUAL CAST (SPOKE) WHEEL

% ALSO SERVICED IN ASSY. - GROUP 1109

P-8750



BUY IT NOW!

Click Here To Order

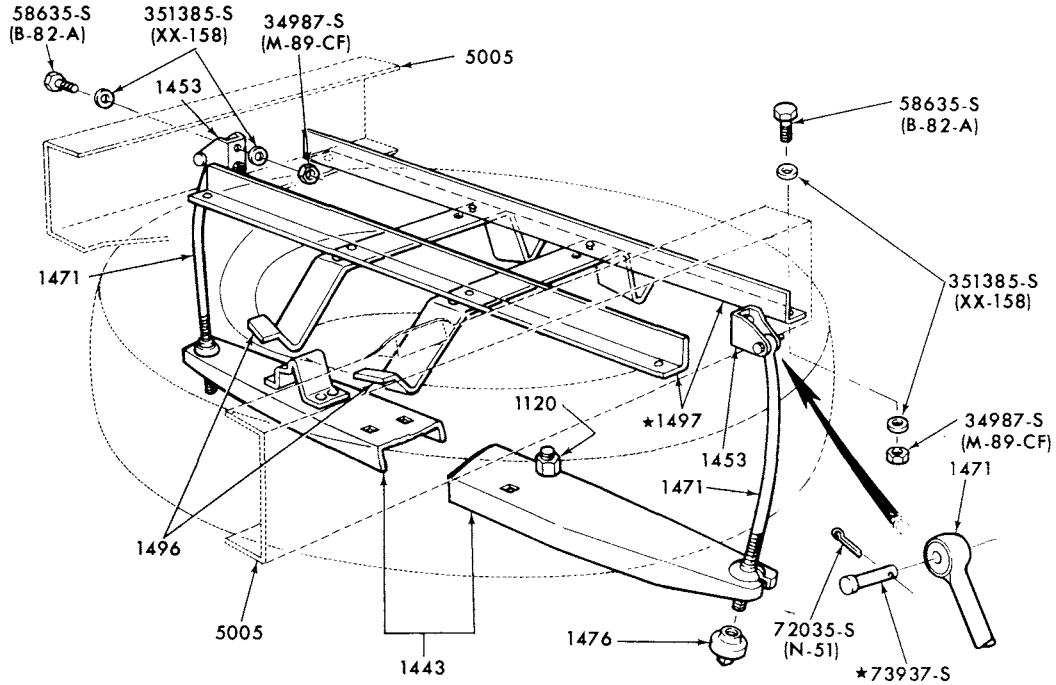
WHEEL HUBS, BEARINGS and RELATED PARTS
3-CL-CLT-C-CT-F-L-LN-LNT-LT-LTS-W-WT600/900



1973/79 TRUCK SERIES 600/900

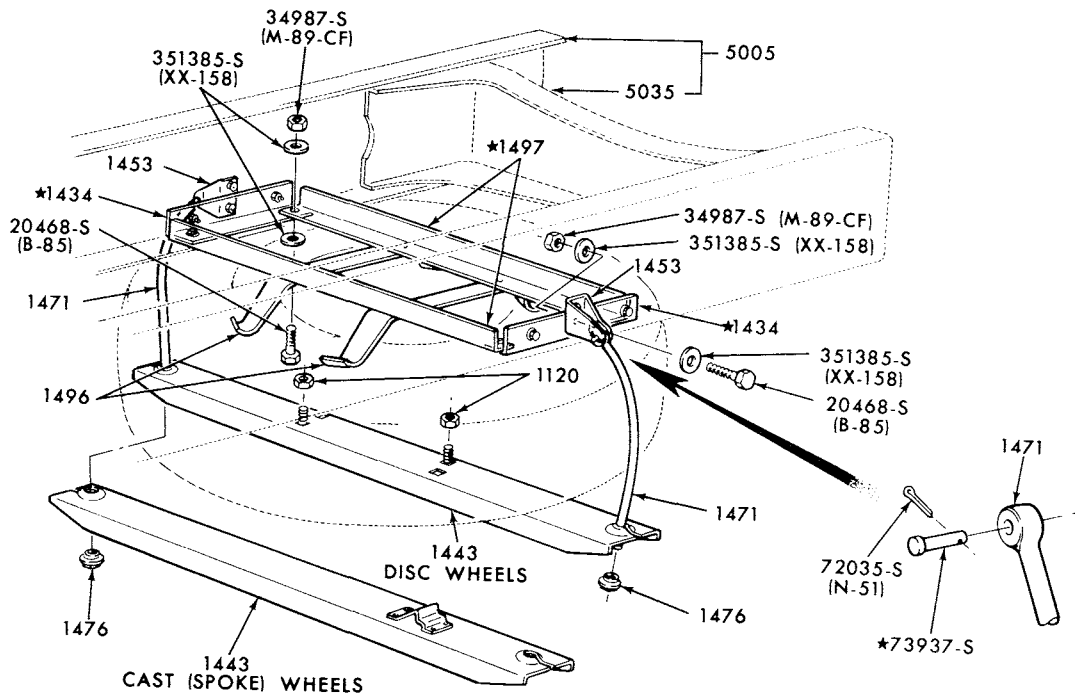
ILLUSTRATION
SECTION 10

7



P-9922

SPARE WHEEL CARRIER (FRAME MOUNTED)
1973/ B-F600/750, C600/700



P-9924

SPARE WHEEL CARRIER (FRAME MOUNTED)
1973/ L-LN800/900

COPYRIGHT © 1980

— FORD MOTOR — DEARBORN, MICHIGAN
COMPANY

NEW ISSUE

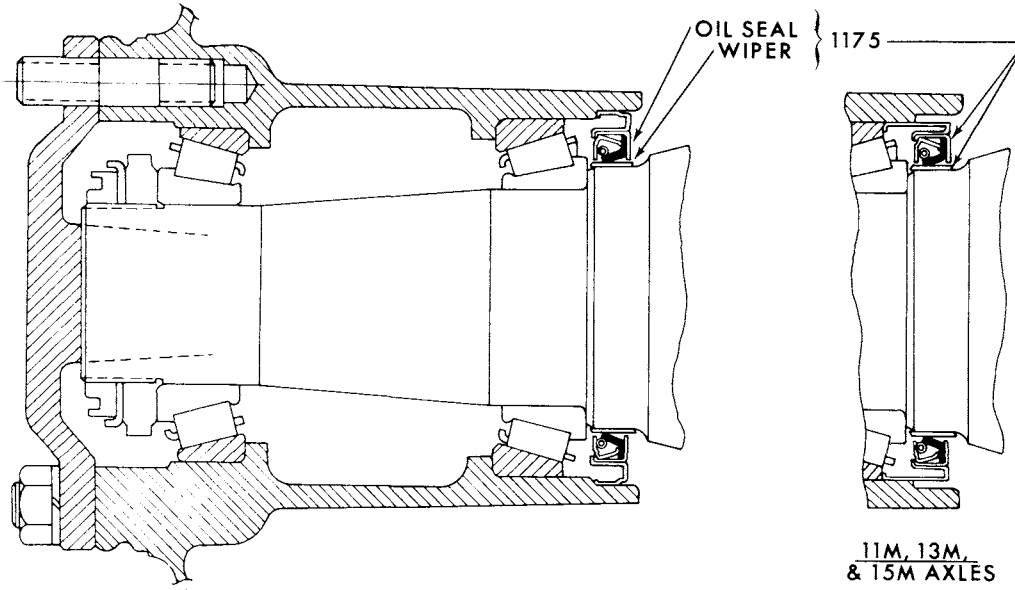


BUY IT NOW!

Click Here To Order

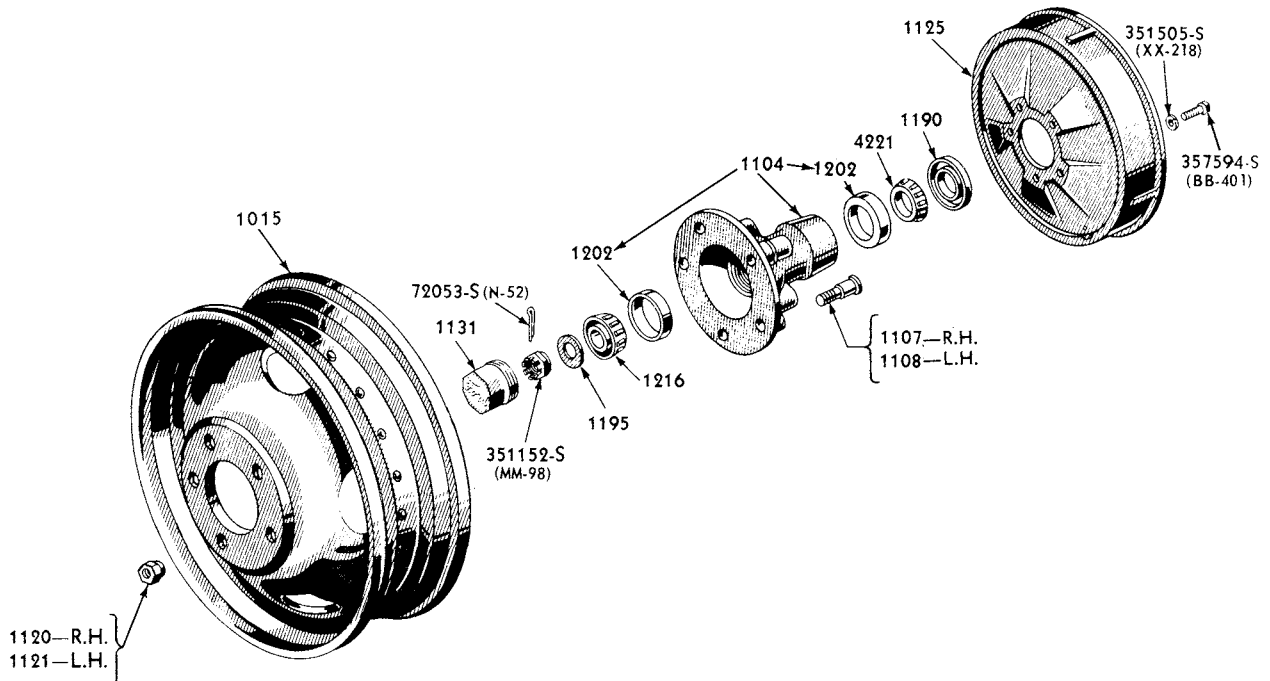


1973/79 TRUCK SERIES 600/900



P-11424

REAR WHEEL HUB GREASE CAP (STEMCO SEE-THROUGH) and OIL SEAL INSTALLATION-TYPICAL
1973/ CL-CLT-C-CT-L-LN-LNT-LT-LTS-W-WT600/900



P-2004



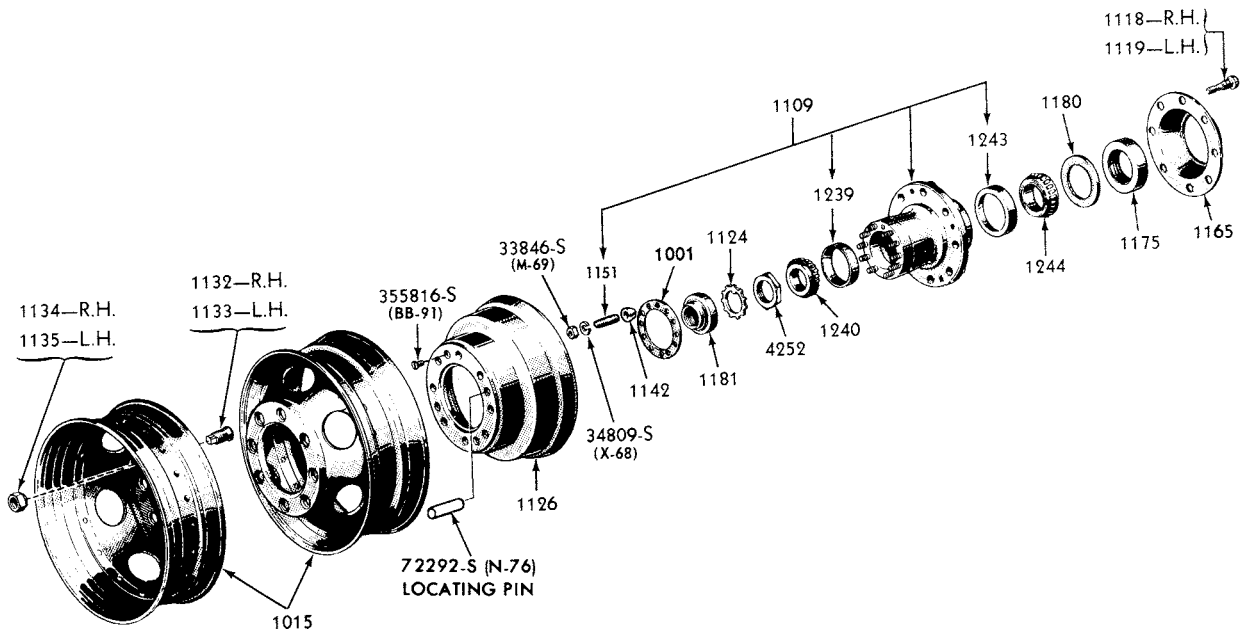
BUY IT NOW!

Click Here To Order

FRONT WHEEL PARTS (ONE PIECE WHEEL)
1978/ P600

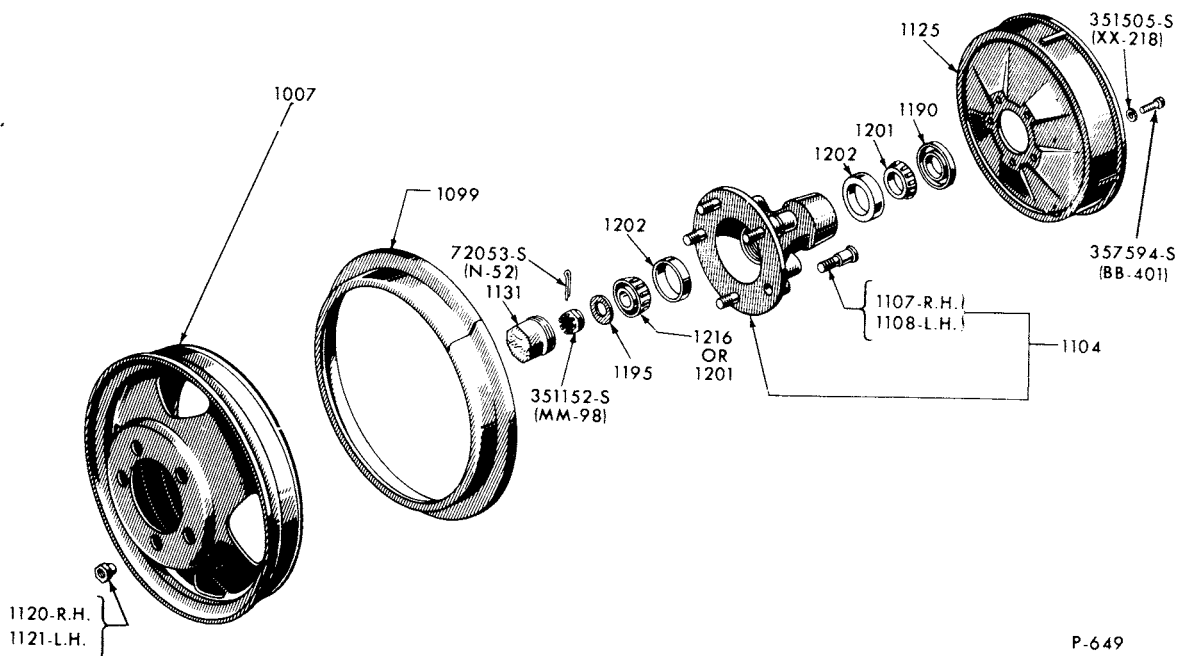


1973/79
TRUCK SERIES 600/900



P-2474

REAR DUAL WHEEL PARTS (DISC TYPE TUBELESS TIRES)-TYPICAL
1978/ P600



P-649



BUY IT NOW!

Click Here To Order

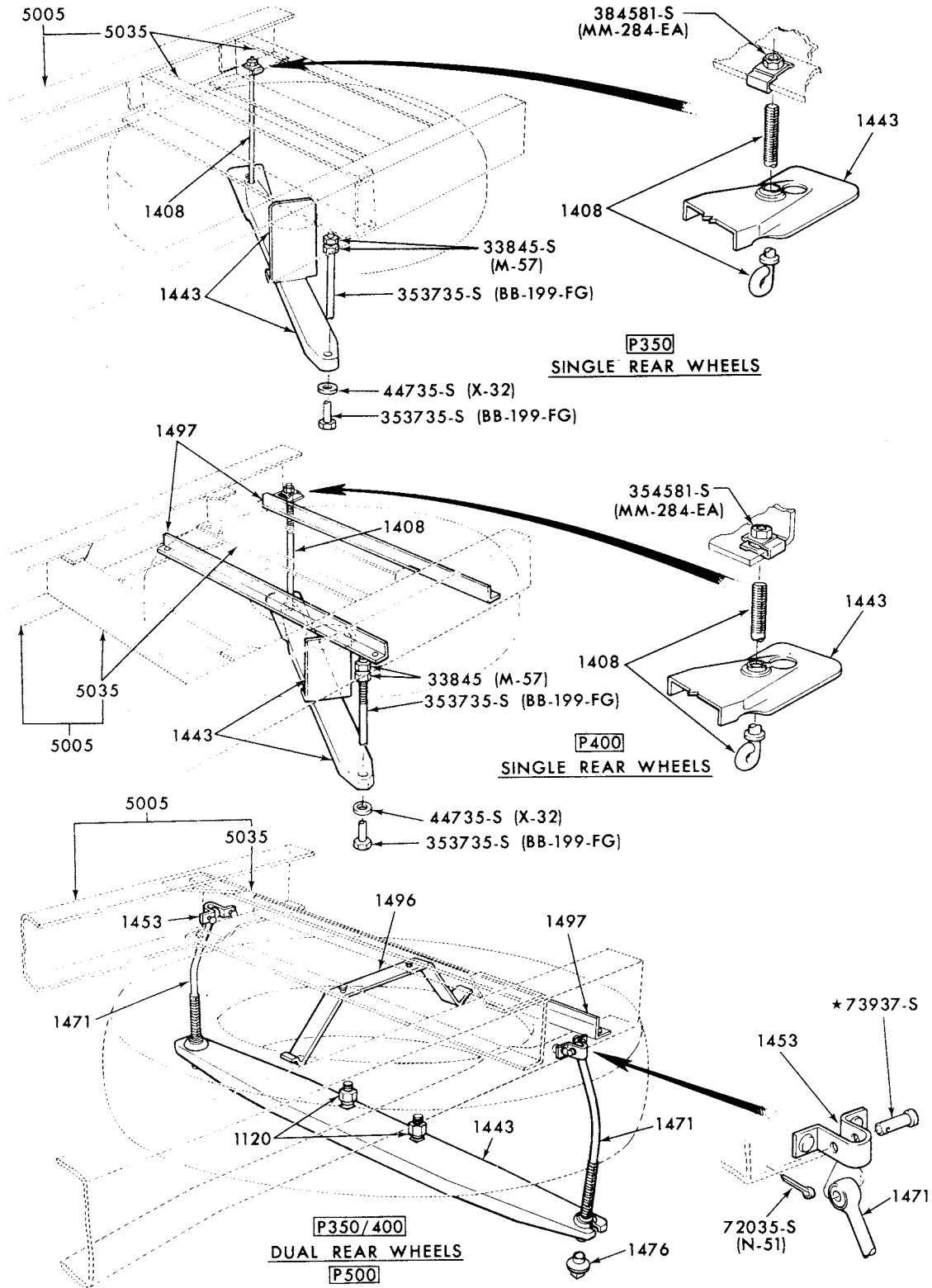
FRONT WHEEL PARTS (TWO PIECE WHEEL)-TYPICAL
1978/ P600

COPYRIGHT © 1980 FORD MOTOR-DEARBORN, MICHIGAN COMPANY

NEW ISSUE



1973/79 TRUCK SERIES 600/900



P350
SINGLE REAR WHEELS

P400
SINGLE REAR WHEELS

P350/400
DUAL REAR WHEELS
P500

P-9921

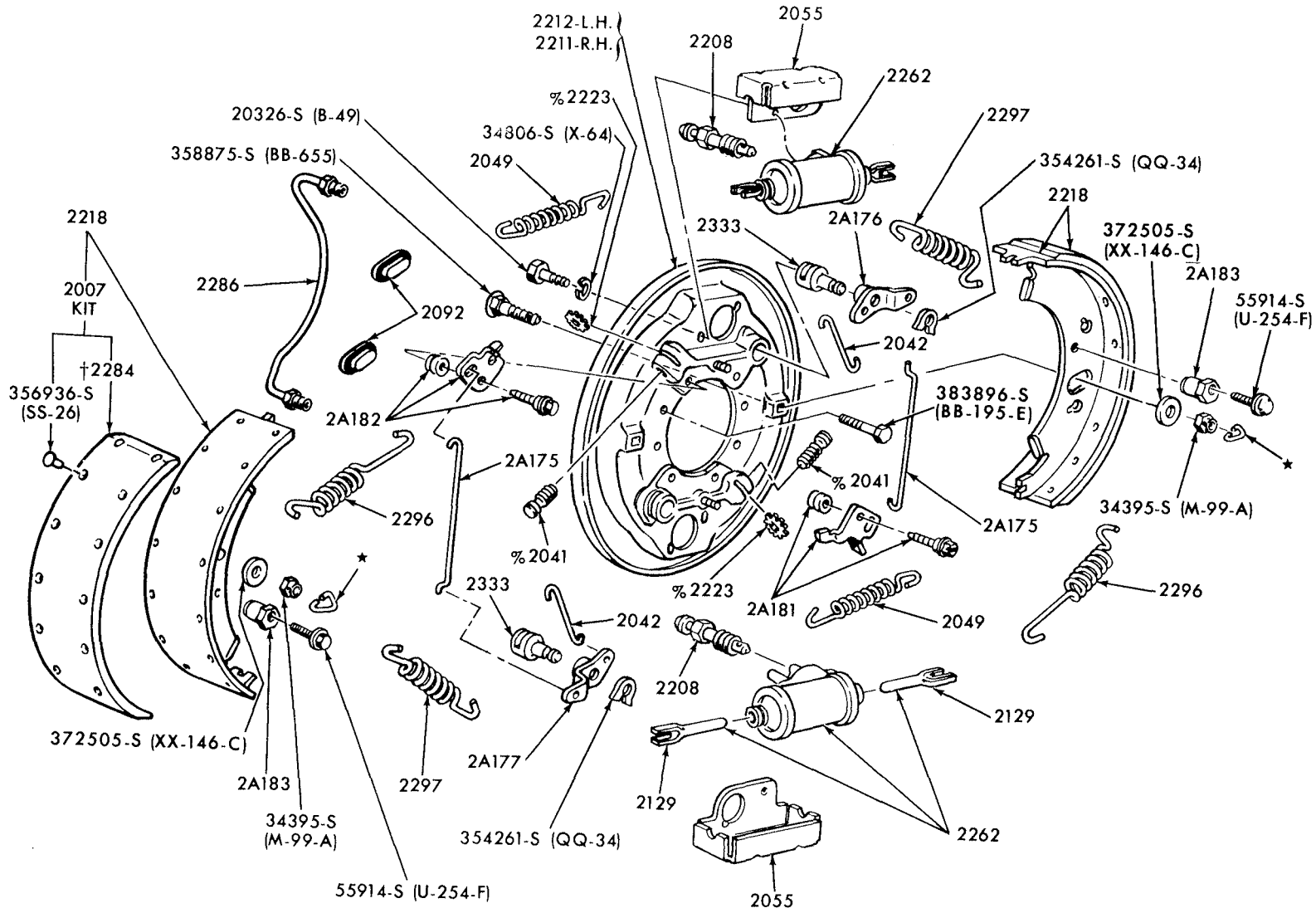
ARE WHEEL CARRIER (FRAME MOUNTED)
1978/ P600



BUY IT NOW!

Click Here To Order





% ALSO SUPPLIED IN 2211/12 BACKING PLATE ASSEMBLY
 † SUPPLIED IN 2007 LINING KIT ONLY

April, 1980

COPYRIGHT © 1980

FORD MOTOR - DEARBORN, MICHIGAN
 COMPANY

NEW

WAGNER REAR BRAKE (16" x 6"-SELF ADJUSTING-HYDRAULIC)
 1973/
 C-L800/900 and LN800

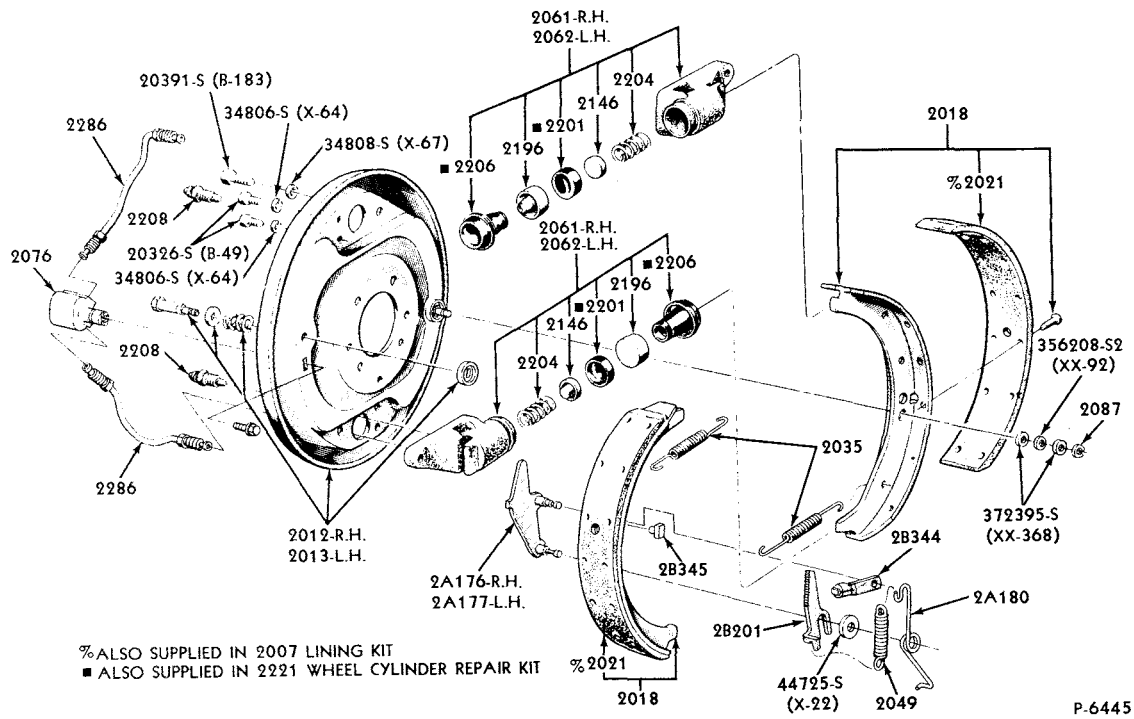
100% SATISFACTION GUARANTEED

BUY IT NOW!

Click Here To Order

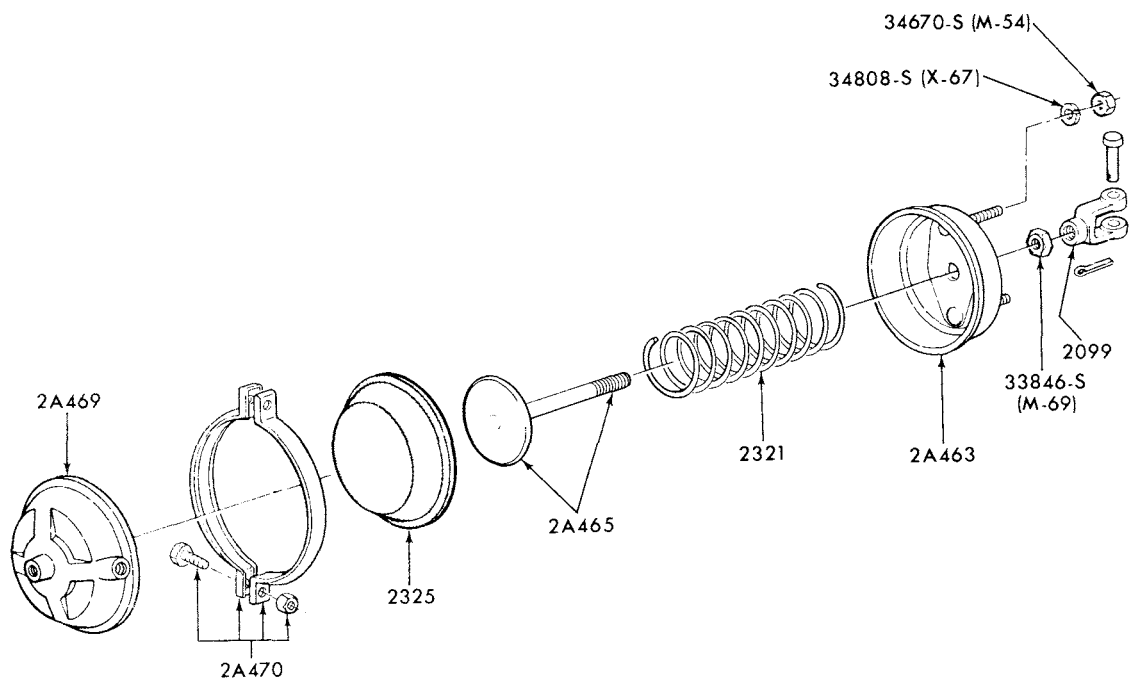
PayPal | American Express | Discover | MasterCard | VISA

1973/79 TRUCK SERIES 600/900



P-6445

WAGNER FRONT BRAKE (15" x 3"-SELF ADJUSTING-HYDRAULIC) 1973/ B-C-F-L-LN-LT-LTS600/900 and LNT800



ALSO SUPPLIED IN 2025 AND 2225 AIR CHAMBER ASSEMBLIES

P-11203



BUY IT NOW!

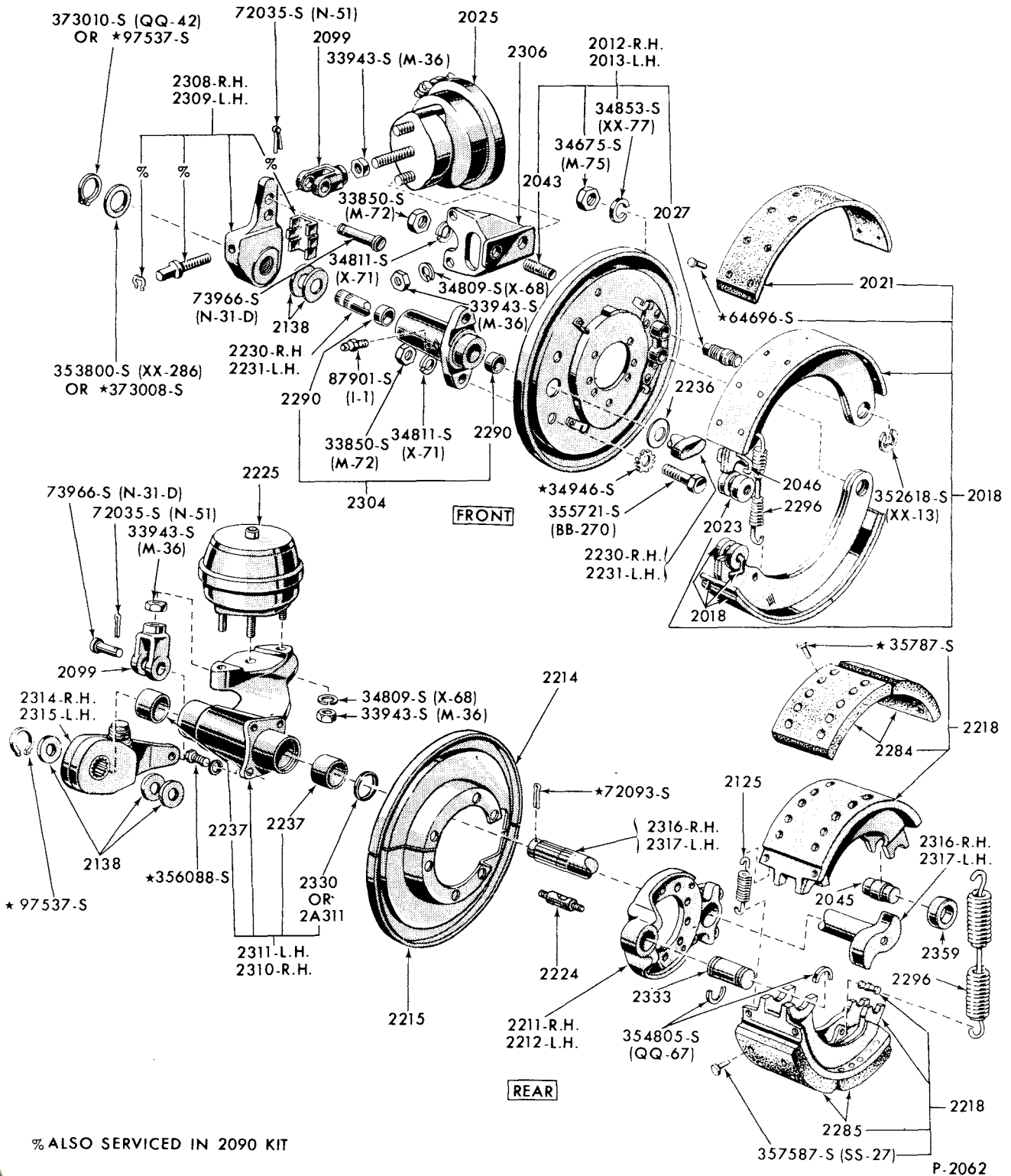
Click Here To Order

INGHOUSE CAM-TYPE SERVICE BRAKE AIR CHAMBER
1973/ B-C-CT-F-LNT-LT-LTS600/900



1973/79 TRUCK SERIES 600/900

ILLUSTRATION
SECTION 21



% ALSO SERVICED IN 2090 KIT

100% SATISFACTION GUARANTEED

BUY IT NOW!

Click Here To Order

PayPal | American Express | Discover | MasterCard | VISA

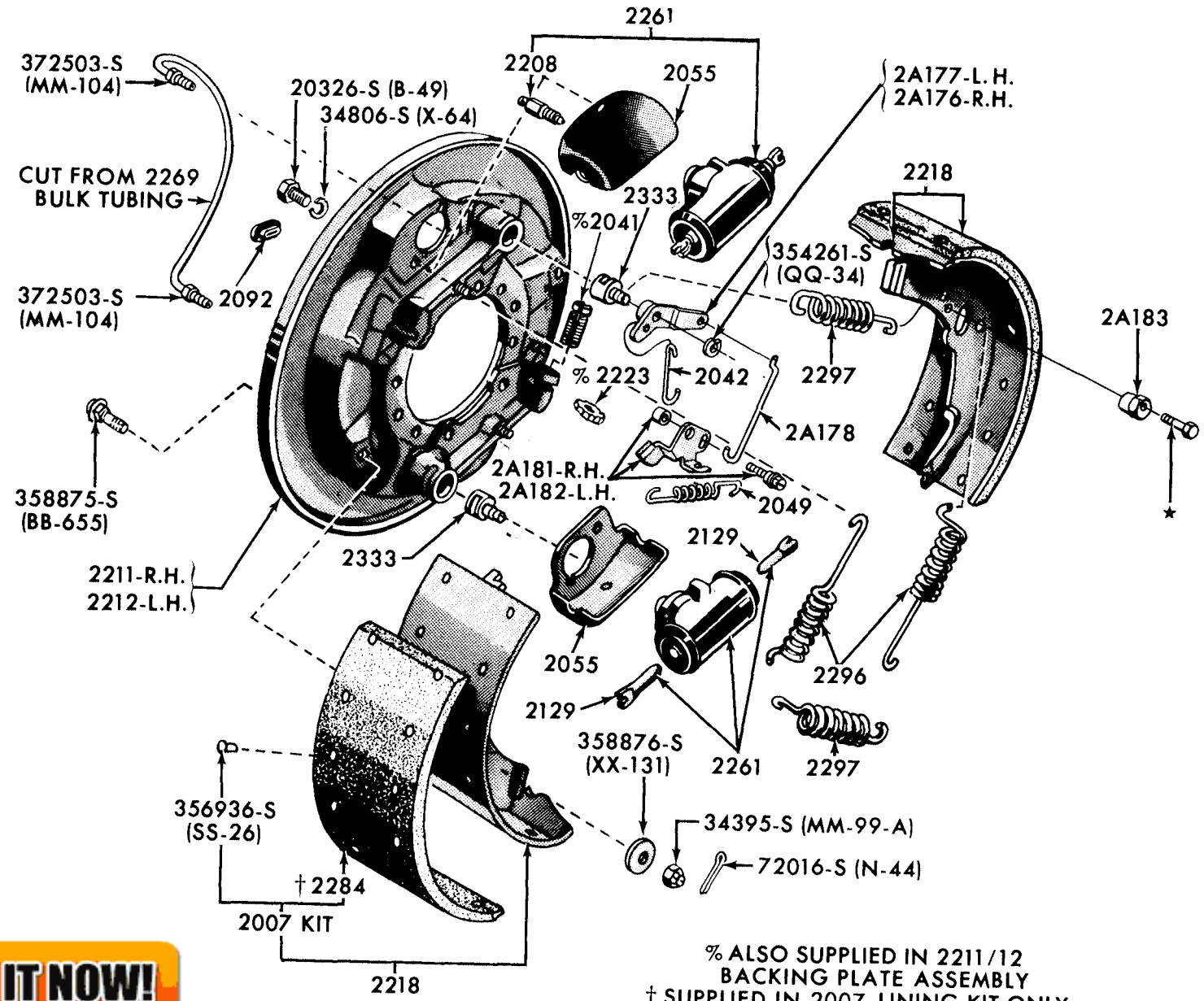
EATON FRONT and REAR CAM AIR BRAKES
B-C-CL-CT-CLT-F-L-LN-LNT-LT-LTS-W-WT600/900

COPYRIGHT © 1980 FORD MOTOR-DEARBORN, MICHIGAN COMPANY

NEW ISSUE

1973/79
TRUCK SERIES 600/900

ILLUSTRATION
SECTION 21



% ALSO SUPPLIED IN 2211/12
BACKING PLATE ASSEMBLY
† SUPPLIED IN 2007 LINING KIT ONLY

P-6446

5

WAGNER REAR BRAKE (15" x 6" and 15" x 7"-SELF ADJUSTING-HYDRAULIC)
1973/ B-C-F-LN-LT-LTS600/900, L800 and LNT800

April, 1980

COPYRIGHT © 1980

FORD MOTOR - DEARBORN, MICHIGAN
COMPANY

NEW 15"

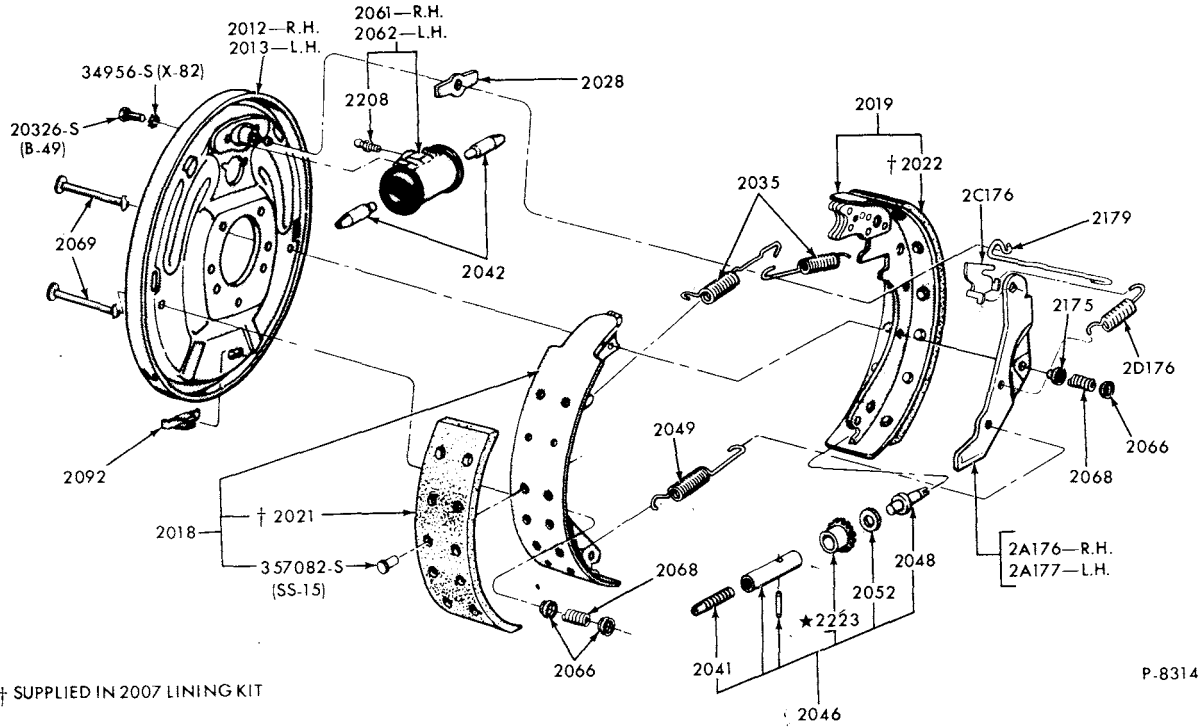
100% SATISFACTION GUARANTEED

BUY IT NOW!

Click Here To Order

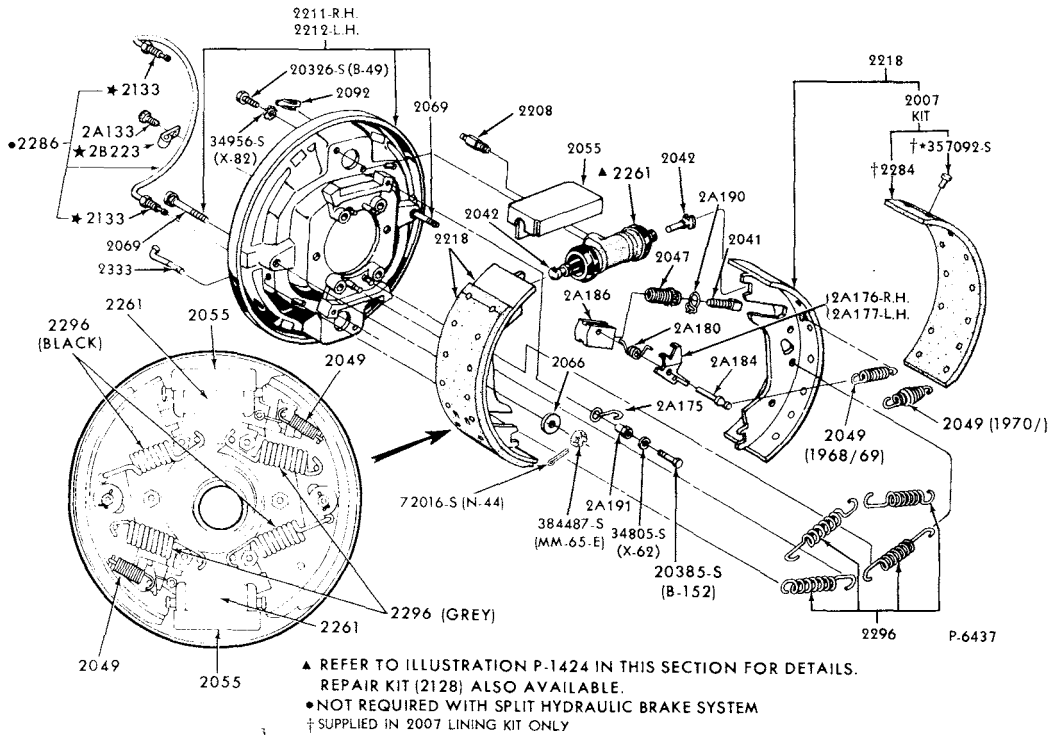
PayPal American Express Discover MasterCard VISA

1973/79 TRUCK SERIES 600/900



P-8314

KELSEY HAYES FRONT BRAKE (14" x 2 1/2"-SINGLE ANCHOR SELF ADJUSTING-HYDRAULIC) 1973/ B-F-L-LN600/800 and C600



P-6437



BUY IT NOW!

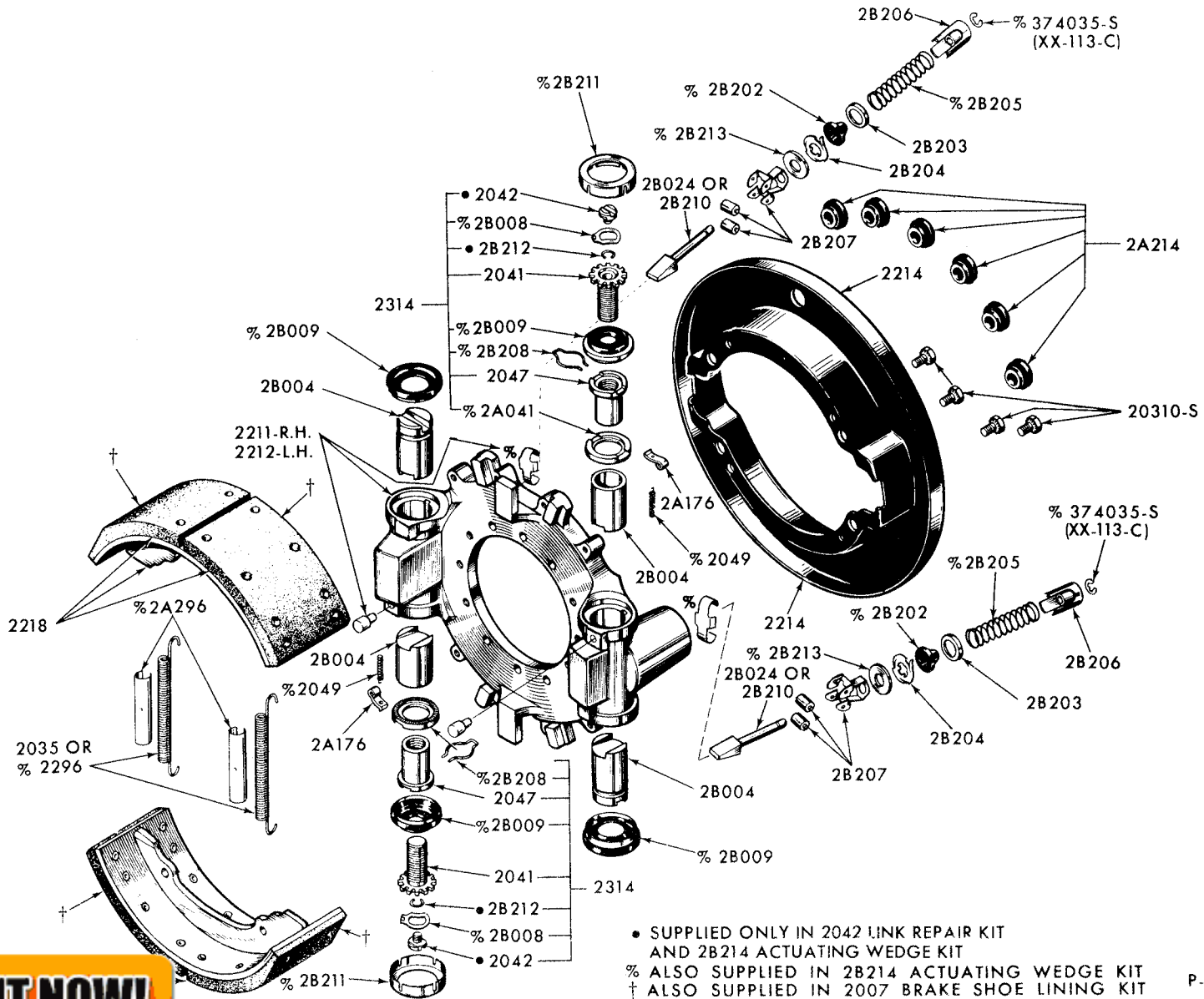
Click Here To Order

REAR BRAKE (15" x 5"-SELF ADJUSTING-HYDRAULIC) B-C-F-L-LN-LNT600/800 and LT-LTS800/900



1973/79
TRUCK SERIES 600/900

ILLUSTRATION
SECTION 21



- SUPPLIED ONLY IN 2042 LINK REPAIR KIT AND 2B214 ACTUATING WEDGE KIT
- % ALSO SUPPLIED IN 2B214 ACTUATING WEDGE KIT
- † ALSO SUPPLIED IN 2007 BRAKE SHOE LINING KIT

P-5269

BENDIX WEDGE-ACTUATED TWINPLEX FRONT OR REAR AIR BRAKE (15" X 5", 15" X 6" and 1973/ B-C-CT-F-L-LN-LNT-LT-LTS-W-WT600/900

April, 1980

COPYRIGHT © 1980 - FORD MOTOR-DEARBORN, MICHIGAN COMPANY

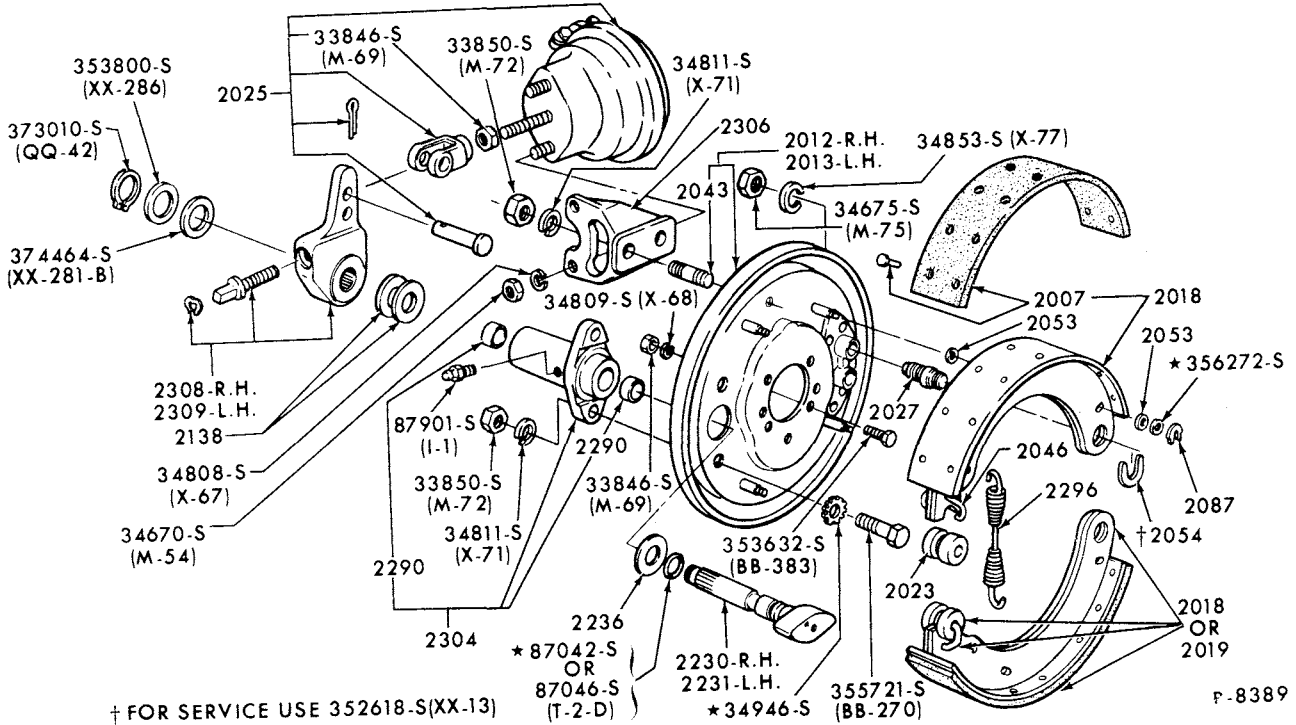
NEW

100% SATISFACTION GUARANTEED

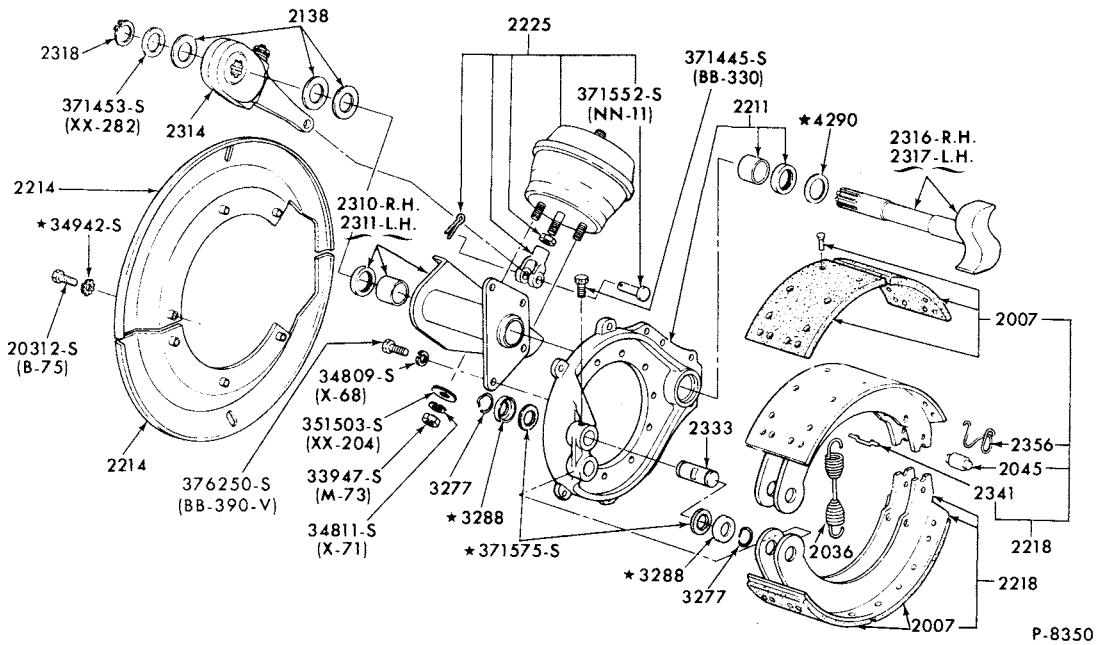
BUY IT NOW!

Click Here To Order

1973/79 TRUCK SERIES 600/900



ROCKWELL (TIMKEN) FRONT CAM AIR BRAKES
1973/ B-C-CT-F-L-LN-LNT-LT-LTS-W-WT600/900



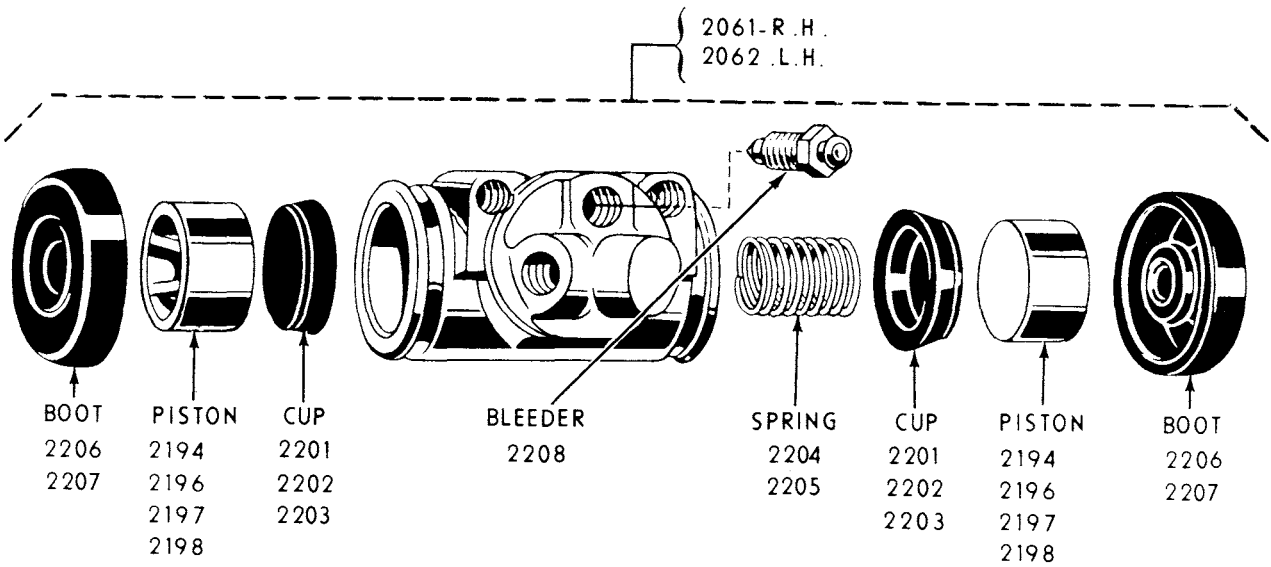
ROCKWELL (TIMKEN) REAR CAM AIR BRAKES
1975 and CL-CT-CLT-F-L-LN-LNT-LT-LTS-W-WT600/900

SATISFACTION 100% GUARANTEED

BUY IT NOW!

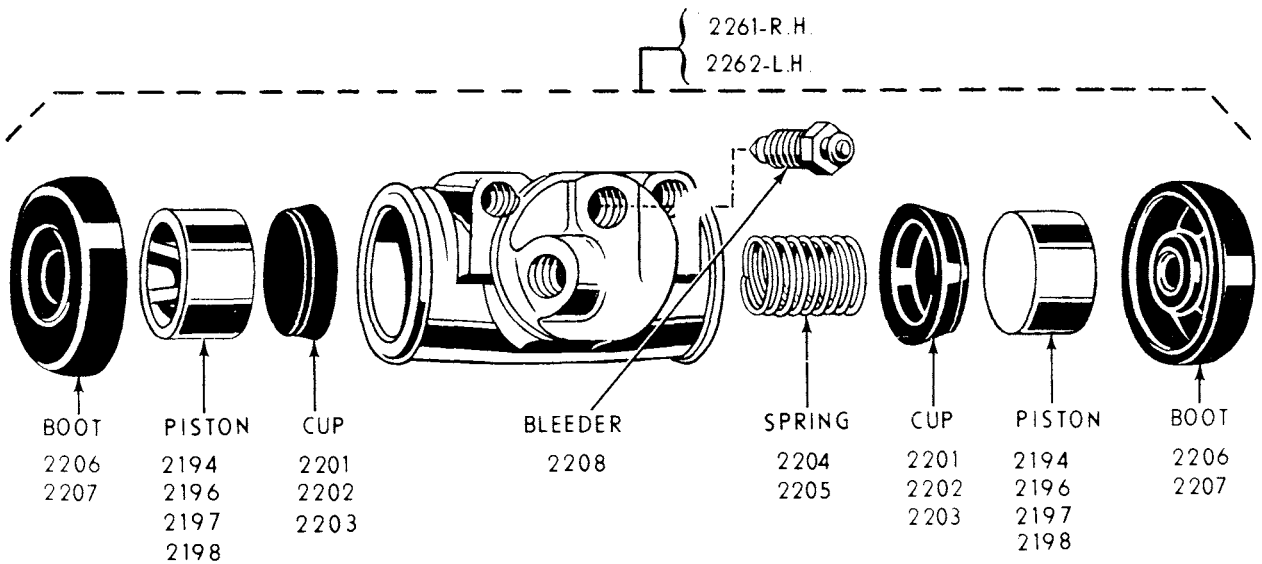
Click Here To Order

PayPal, American Express, Discover, MasterCard, VISA



P-1423

FRONT BRAKE CYLINDER-TYPICAL
1973/ B-C-F600/900



P-1424

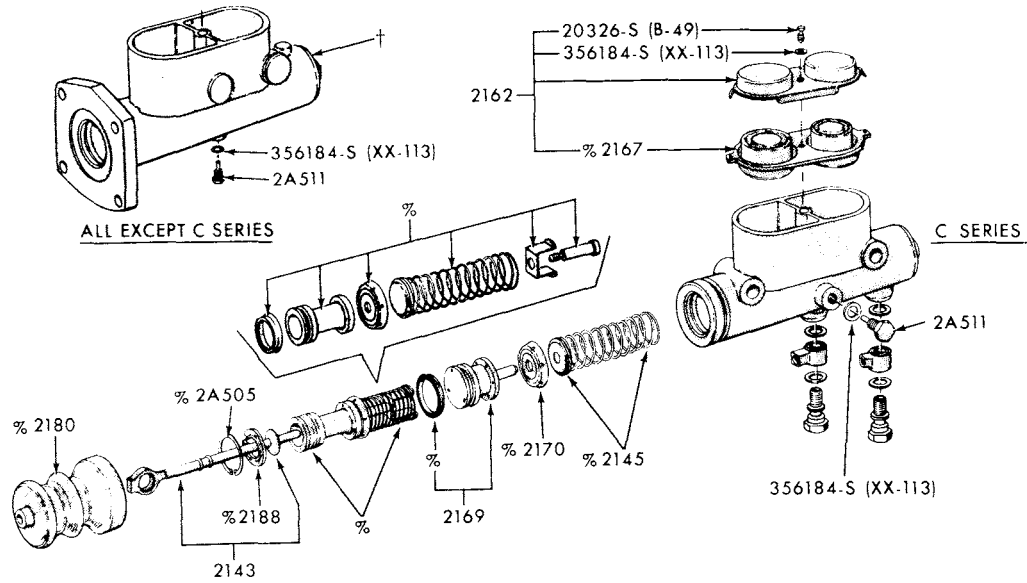
REAR BRAKE CYLINDER-TYPICAL
1973/ B-C-F600/900

100% SATISFACTION GUARANTEED

BUY IT NOW!

Click Here To Order

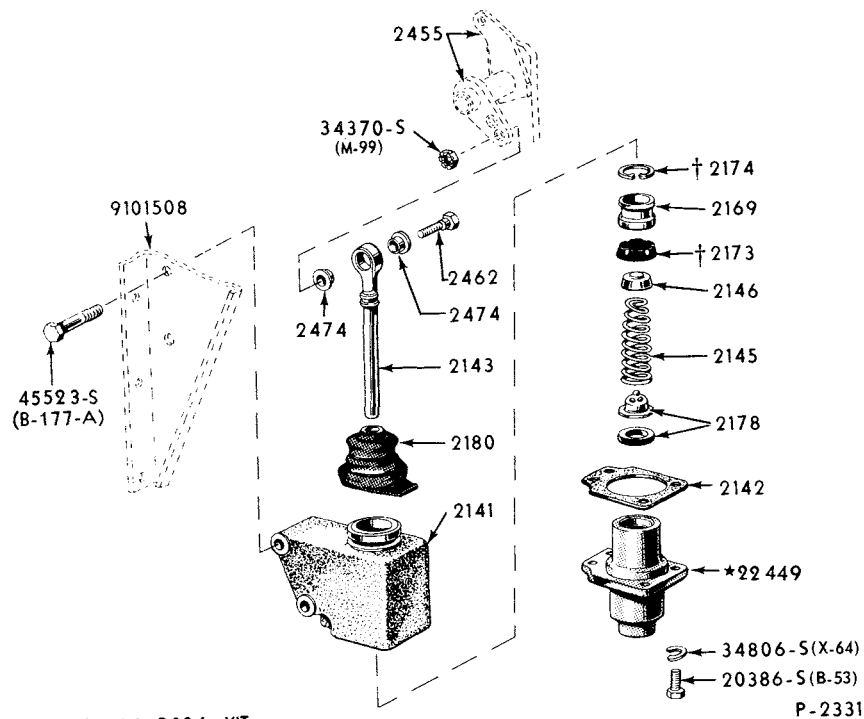
1973/79 TRUCK SERIES 600/900



% ALSO SUPPLIED IN 2004 REPAIR KIT
† SUPPLIED IN 2140 ASSEMBLY

P-7019

WAGNER BRAKE MASTER CYLINDER-TYPICAL 1973/ B-C-F600/800



† SERVICED ONLY IN 2004 KIT

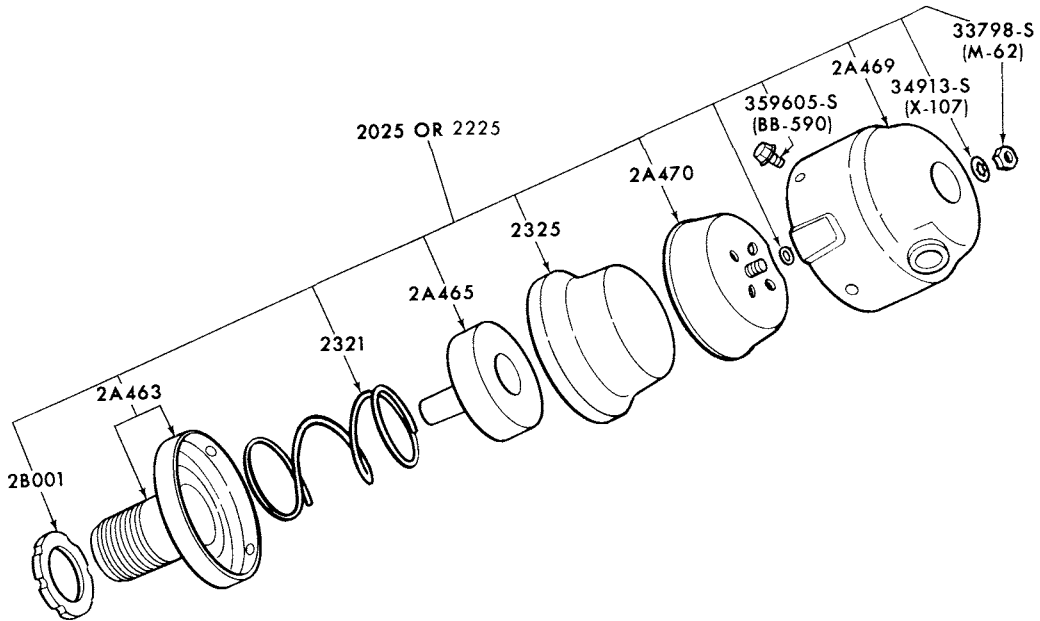
BRAKE MASTER CYLINDER-TYPICAL 1973/ C-CT600/900



BUY IT NOW!

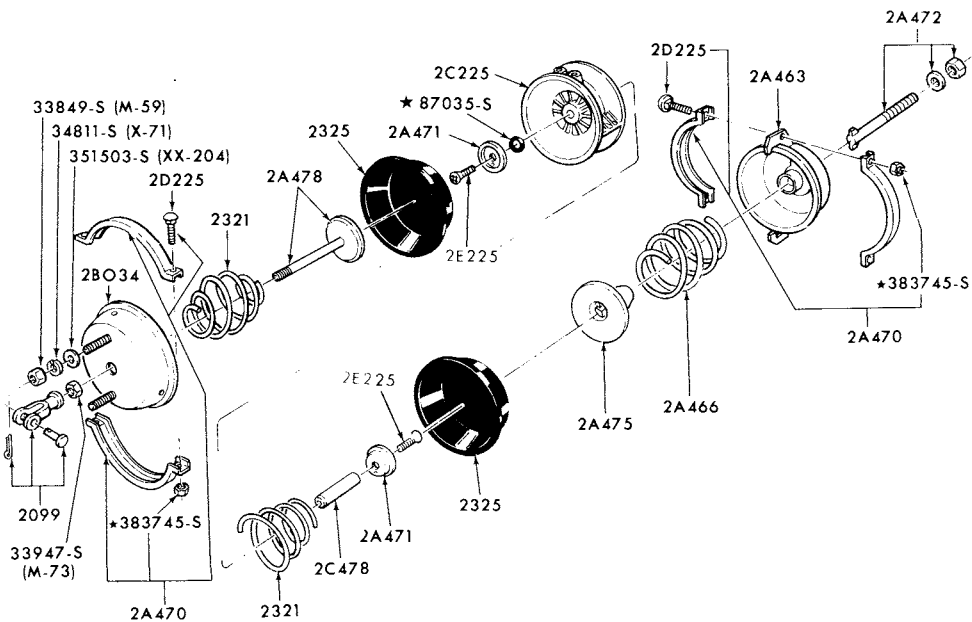
Click Here To Order





BENDIX-WESTINGHOUSE WEDGE BRAKE ROTO CHAMBER
1973/ B-C-CT-F-L-LN-LNT-LT-LTS-W-WT600/900

P-5271



P-8316

ANCHORLOK CAM-TYPE SPRING-SET AIR BRAKE CHAMBER
1973/ C-CT-W-WT600/900

COPYRIGHT © 1980 FORD MOTOR-DEARBORN, MICHIGAN
COMPANY

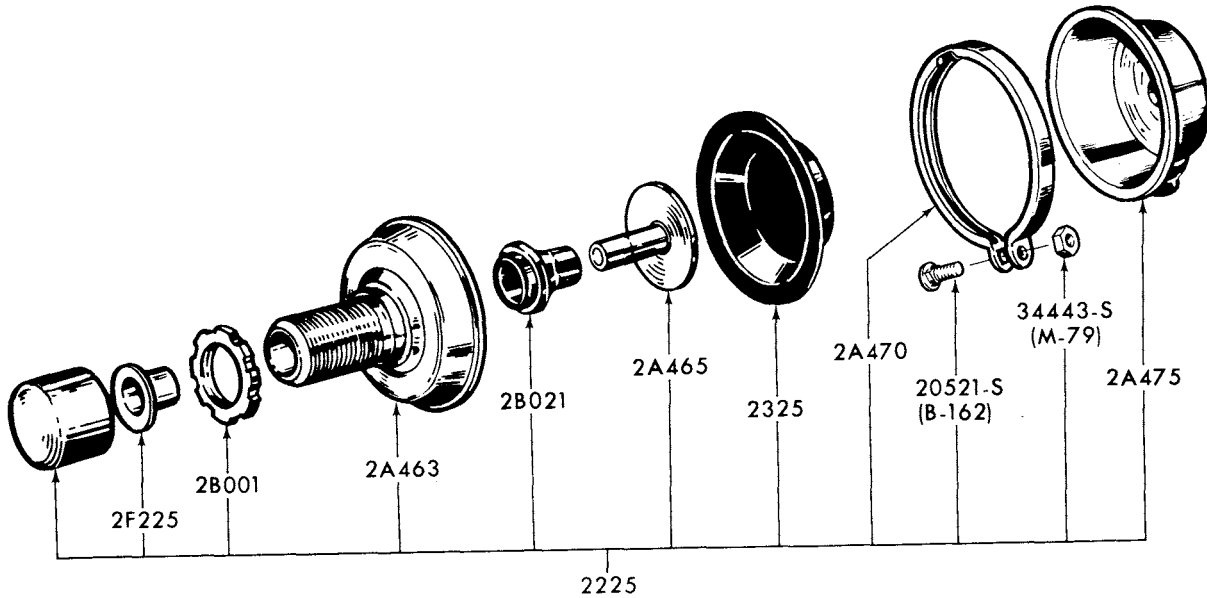
NEW ISSUE

100% SATISFACTION GUARANTEED

BUY IT NOW!

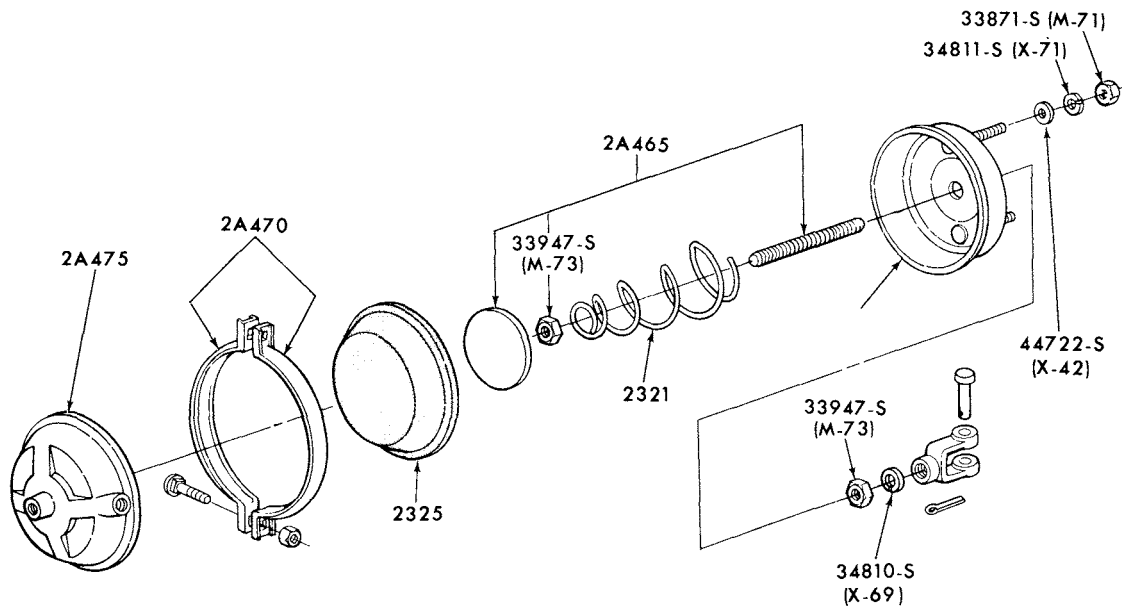
Click Here To Order

**1973/79
TRUCK SERIES 600/900**



P-8901

MGM WEDGE-TYPE SERVICE BRAKE AIR CHAMBER
1973/ B-C600/900, CT900 and F-L-LN-LNT-LT-LTS-W800/900



† SUPPLIED IN 2225 CHAMBER ASSEMBLY ONLY

P-8902

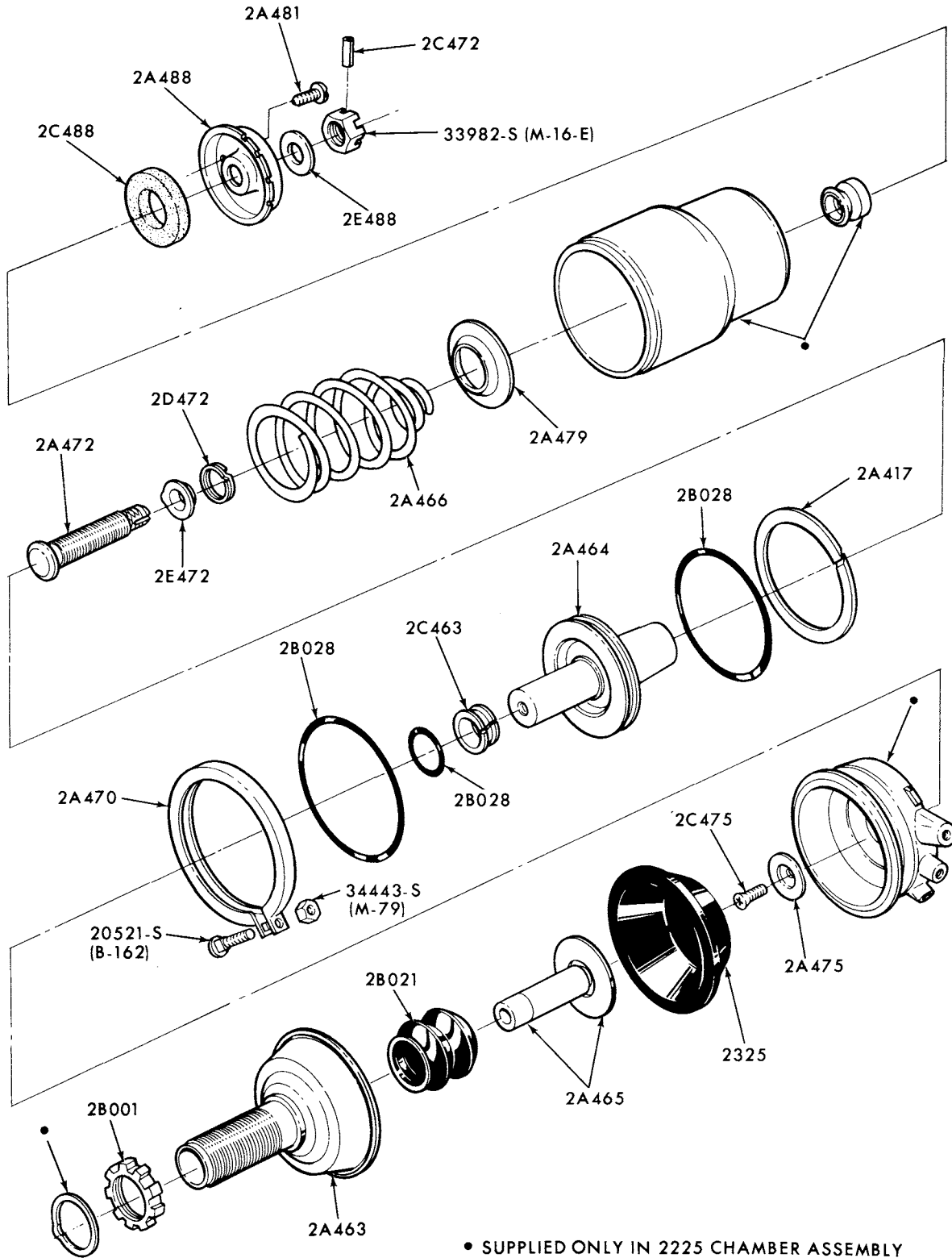
MGM CAM-TYPE SERVICE BRAKE AIR CHAMBER
B-C-CT-F-L-LN-LNT-LT-LTS-W-WT600/900



BUY IT NOW!

Click Here To Order





P-9308

PROFILE WEDGE BRAKE SPRING-SET AIR CHAMBER
1973/ LNT-LT-LTS800/900

COPYRIGHT © 1980

— FORD MOTOR — DEARBORN, MICHIGAN
COMPANY

NEW ISSUE

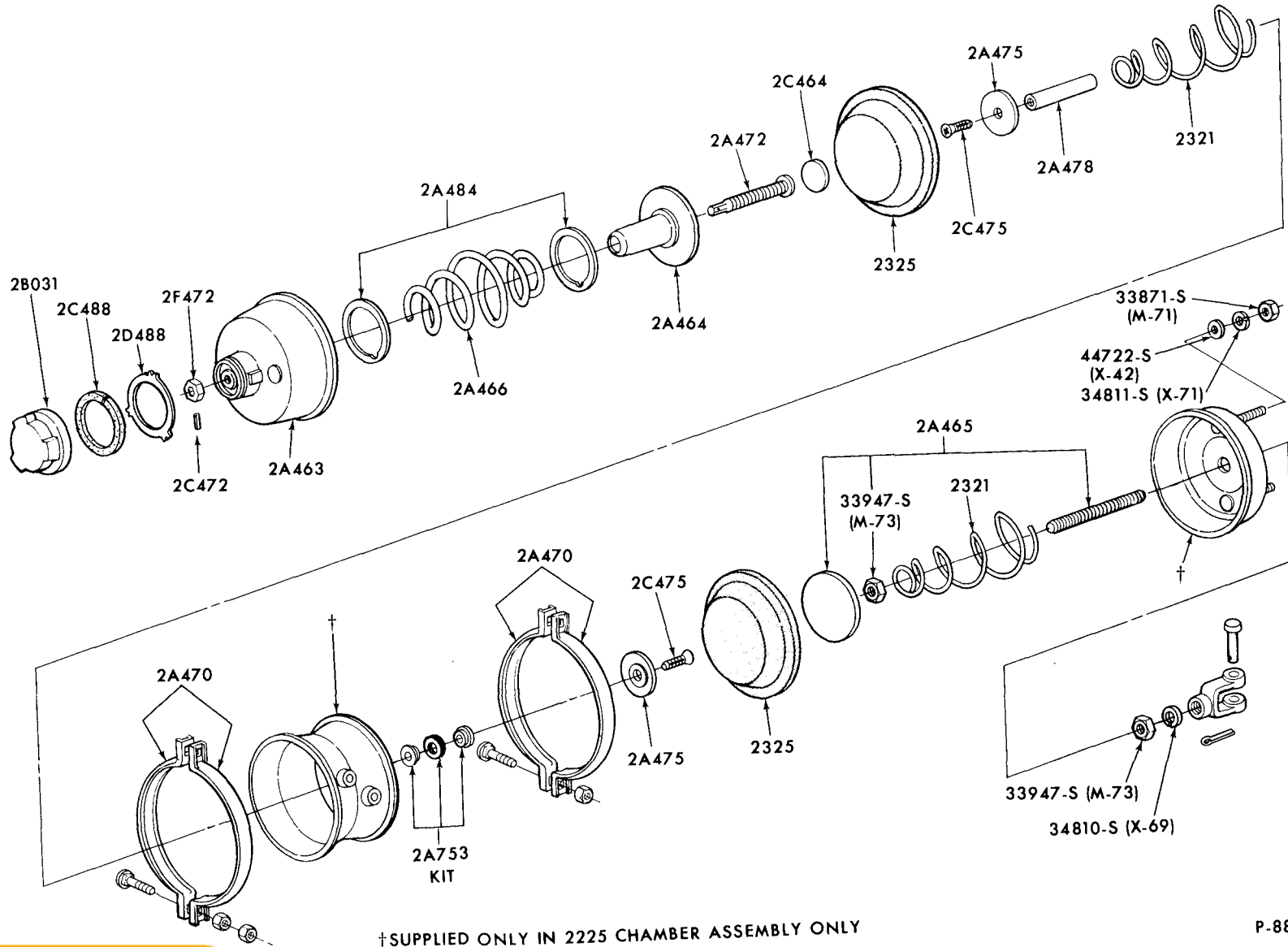
100% SATISFACTION GUARANTEED

BUY IT NOW!

Click Here To Order

PayPal
American Express
Discover
MasterCard
VISA

MGM STOPGARD CAM BRAKE SPRING-SET AIR CHAMBER 1973/ C-CT-W-WT600/900



† SUPPLIED ONLY IN 2225 CHAMBER ASSEMBLY ONLY

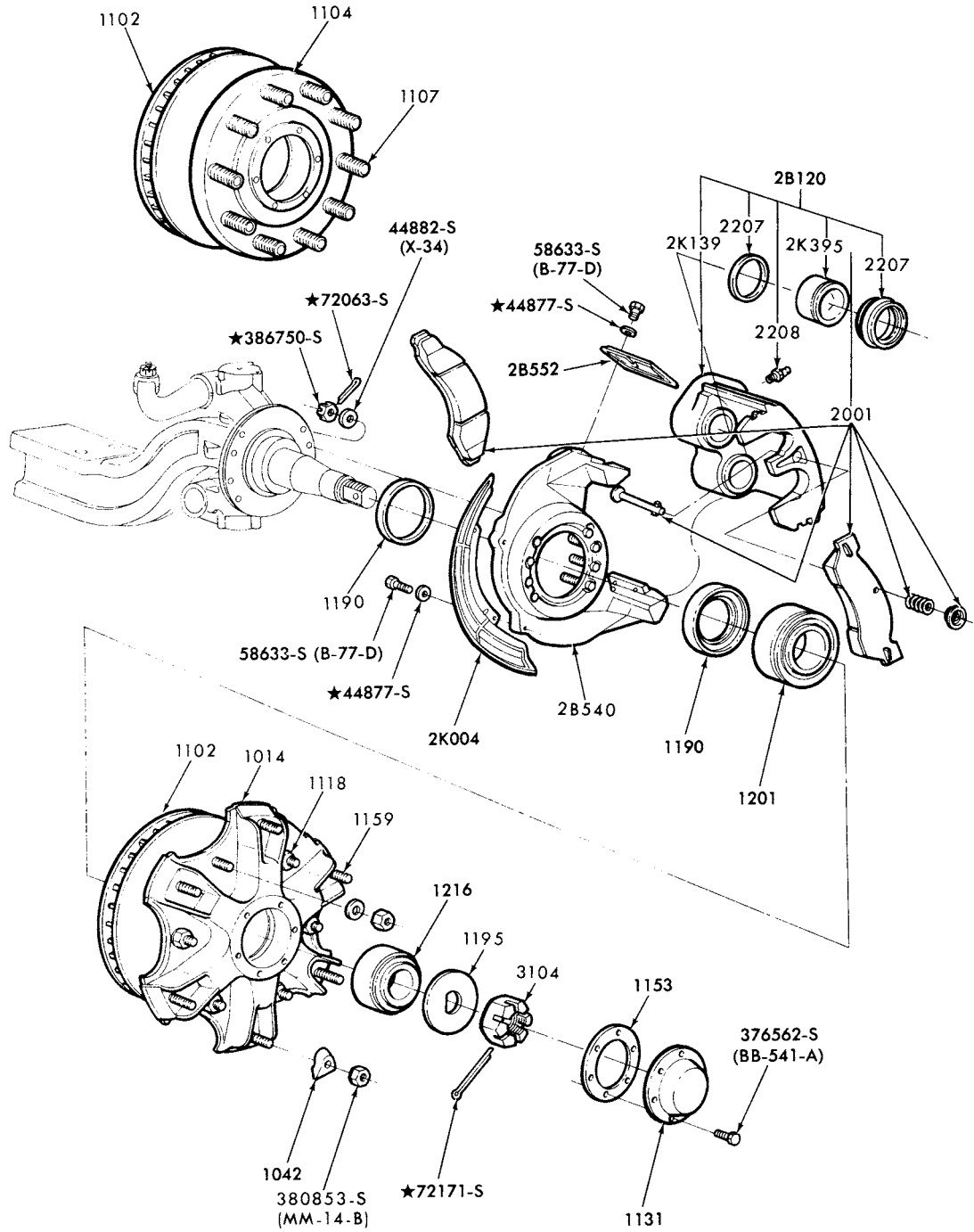
P-8821

100% SATISFACTION GUARANTEED

BUY IT NOW!

Click Here To Order

1973/79 TRUCK SERIES 600/900



P-12390



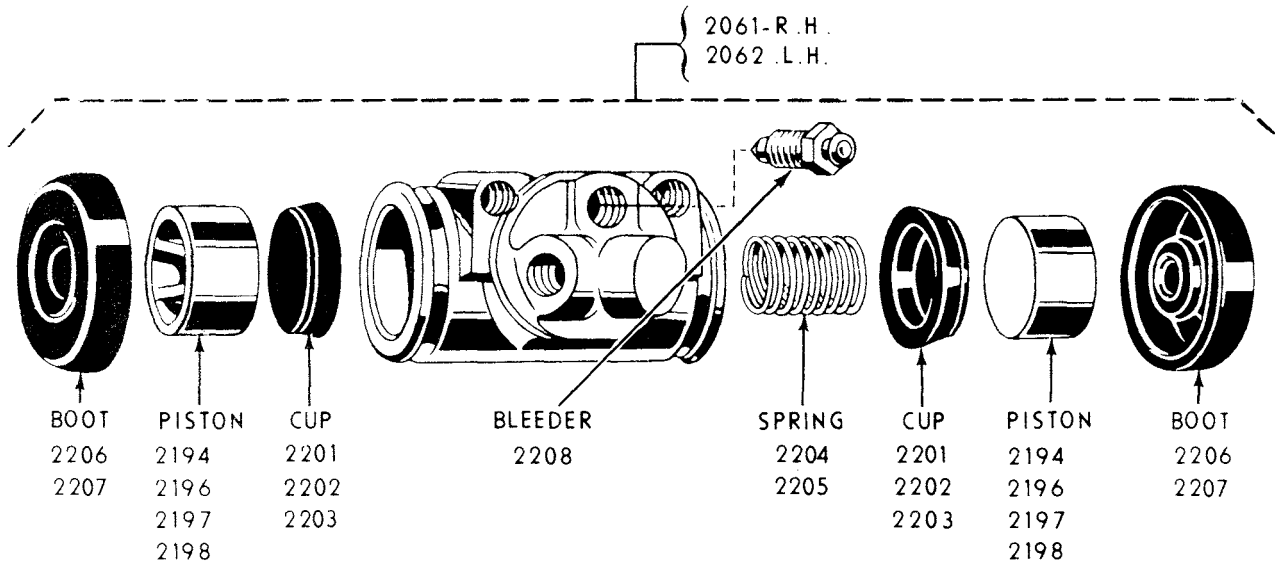
BUY IT NOW!

Click Here To Order

FRONT DISC BRAKE and RELATED PARTS
1975/ C-CT-LNT-LT-LTS800/900

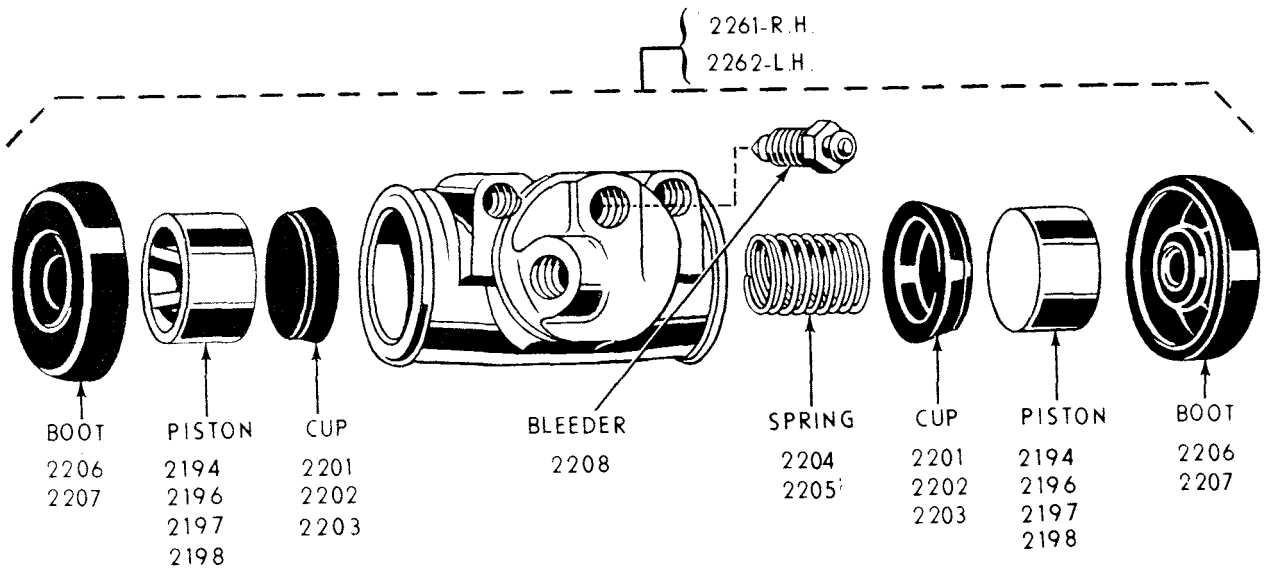


**1973/79
TRUCK SERIES 600/900**



P-1423

FRONT BRAKE CYLINDER (DUAL PISTON)-TYPICAL
1978/ P600



P-1424



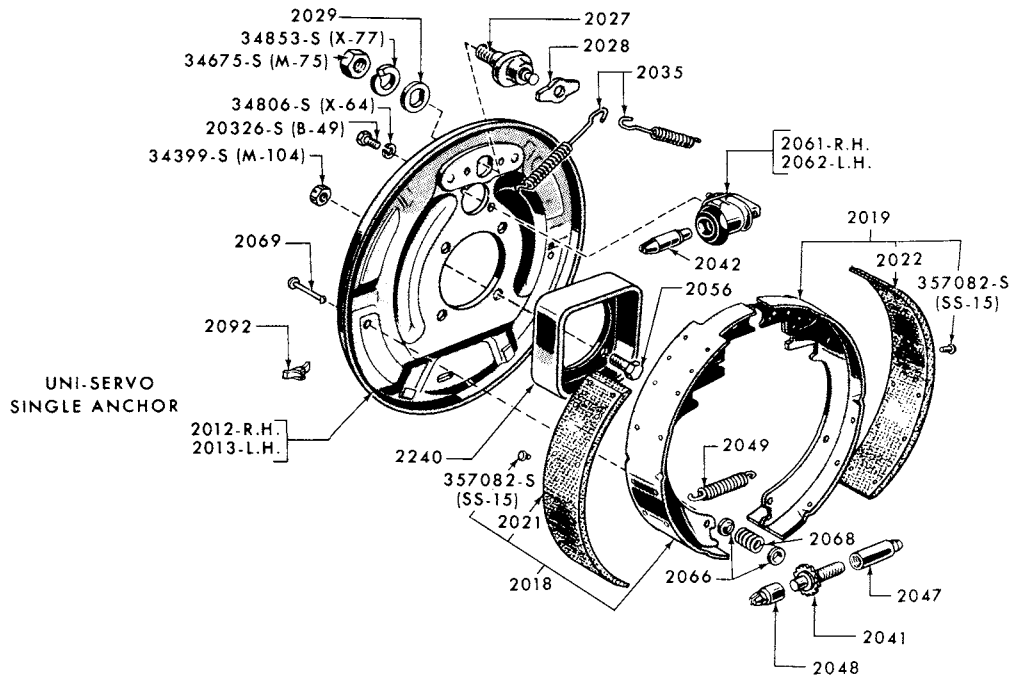
BUY IT NOW!

Click Here To Order

FRONT BRAKE CYLINDER (DUAL PISTON)-TYPICAL
1978/ P600

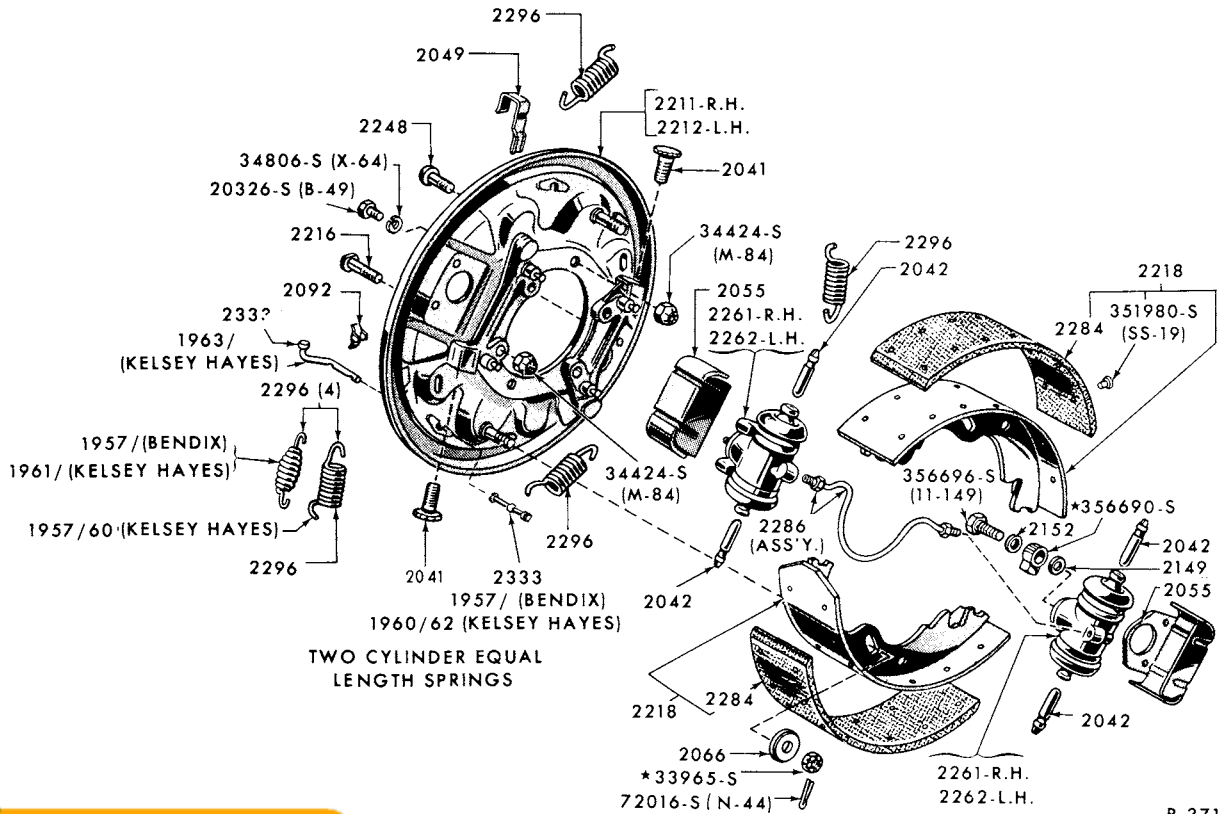


1973/79 TRUCK SERIES 600/900



P-3718

FRONT BRAKE-TYPICAL
1978/ P600



P-3719

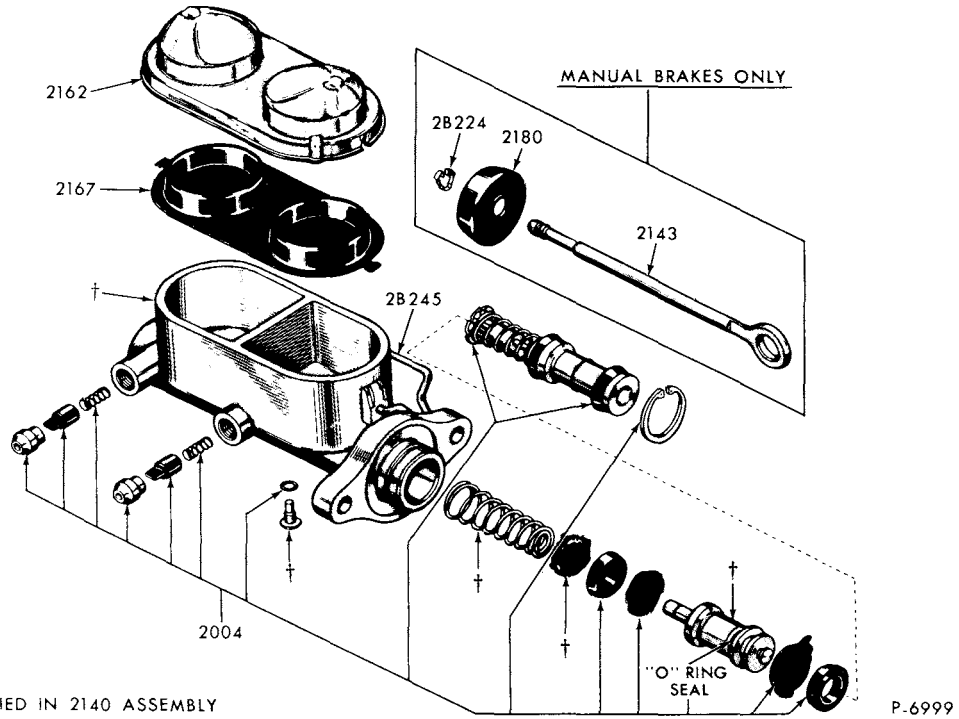
REAR BRAKE-TYPICAL
1978/ P600

100% SATISFACTION GUARANTEED

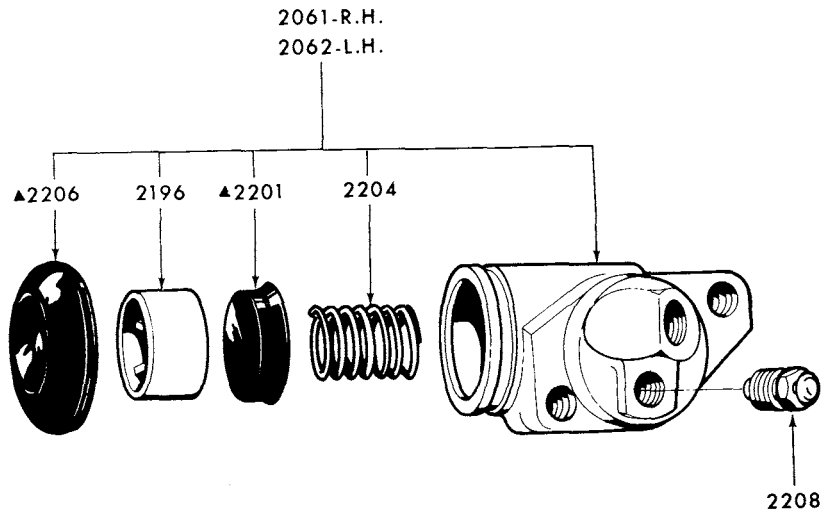
BUY IT NOW!

Click Here To Order

1973/79 TRUCK SERIES 600/900



BENDIX BRAKE MASTER CYLINDER
1978/ P600



▲ ALSO SERVICED IN WHEEL CYLINDER REPAIR KIT-2221

P-11586



BUY IT NOW!

Click Here To Order

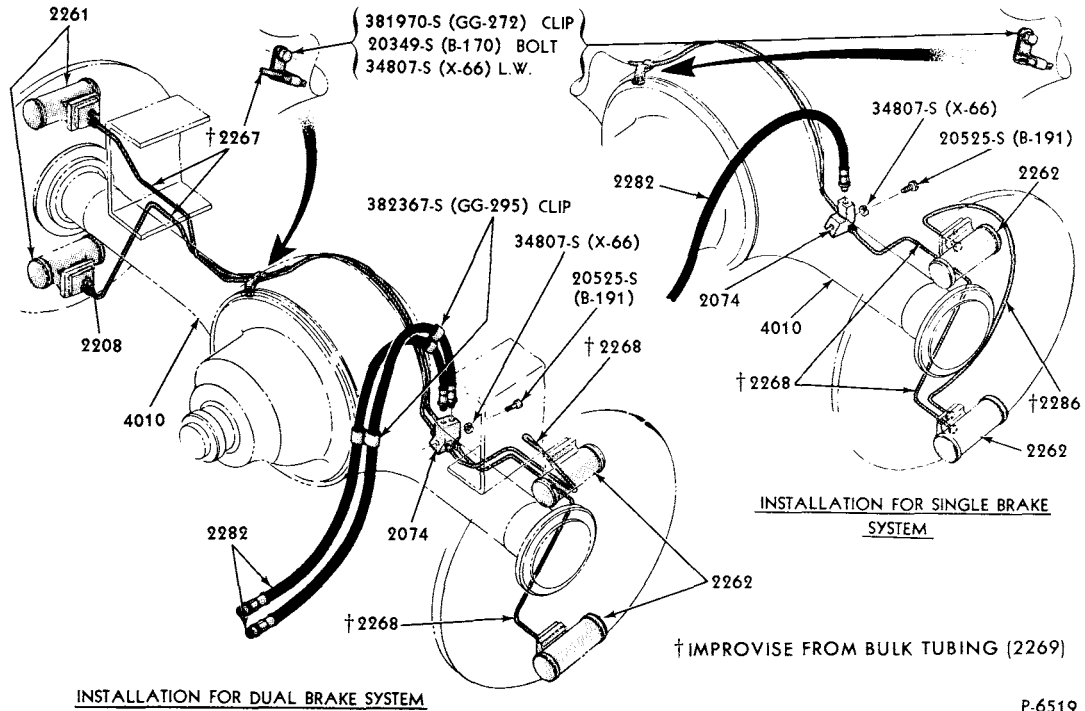
T BRAKE CYLINDER (SINGLE PISTON)-TYPICAL
1978/ P600



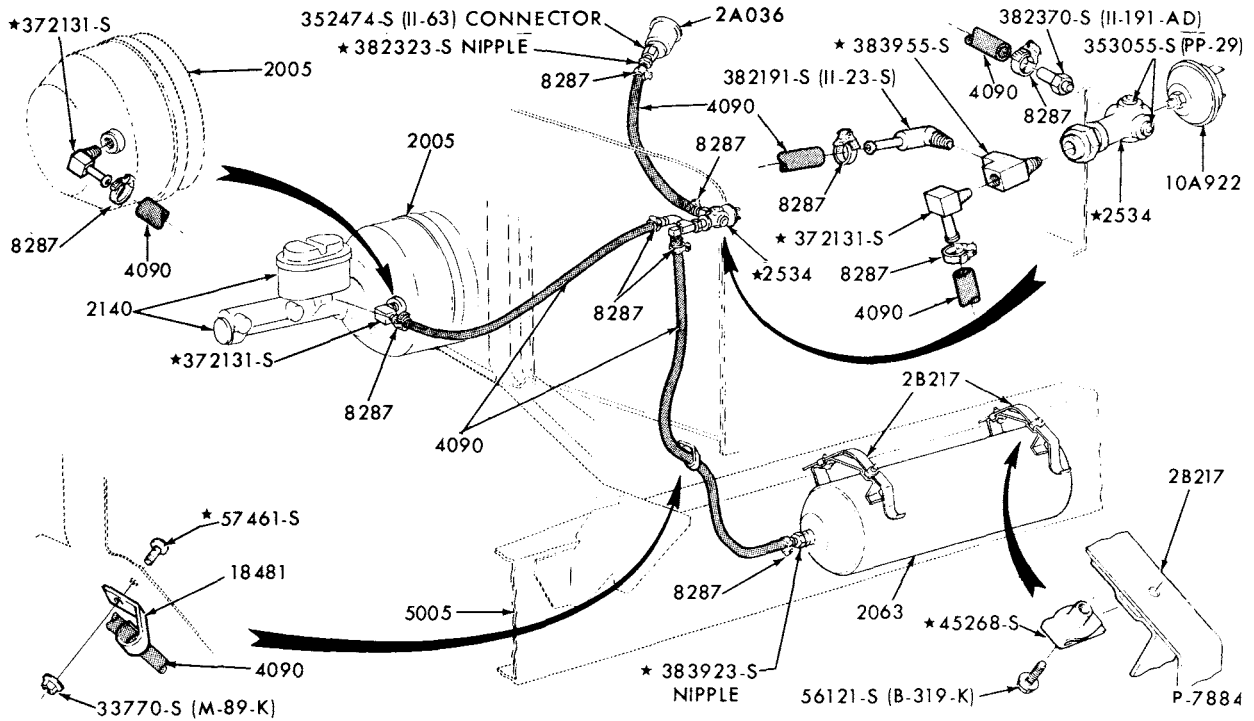
1973/79 TRUCK SERIES 600/900

ILLUSTRATION
SECTION 22

1



HYDRAULIC BRAKE SYSTEM (REAR SECTION) 1973/ B-C-F-L-LN600/900



DUAL BRAKE SYSTEM VACUUM TANK INSTALLATION 1973/ LN600/750--w/DASH MOUNTED BOOSTER

COPYRIGHT © 1980 - FORD MOTOR - DEARBORN, MICHIGAN
COMPANY

NEW ISSUE

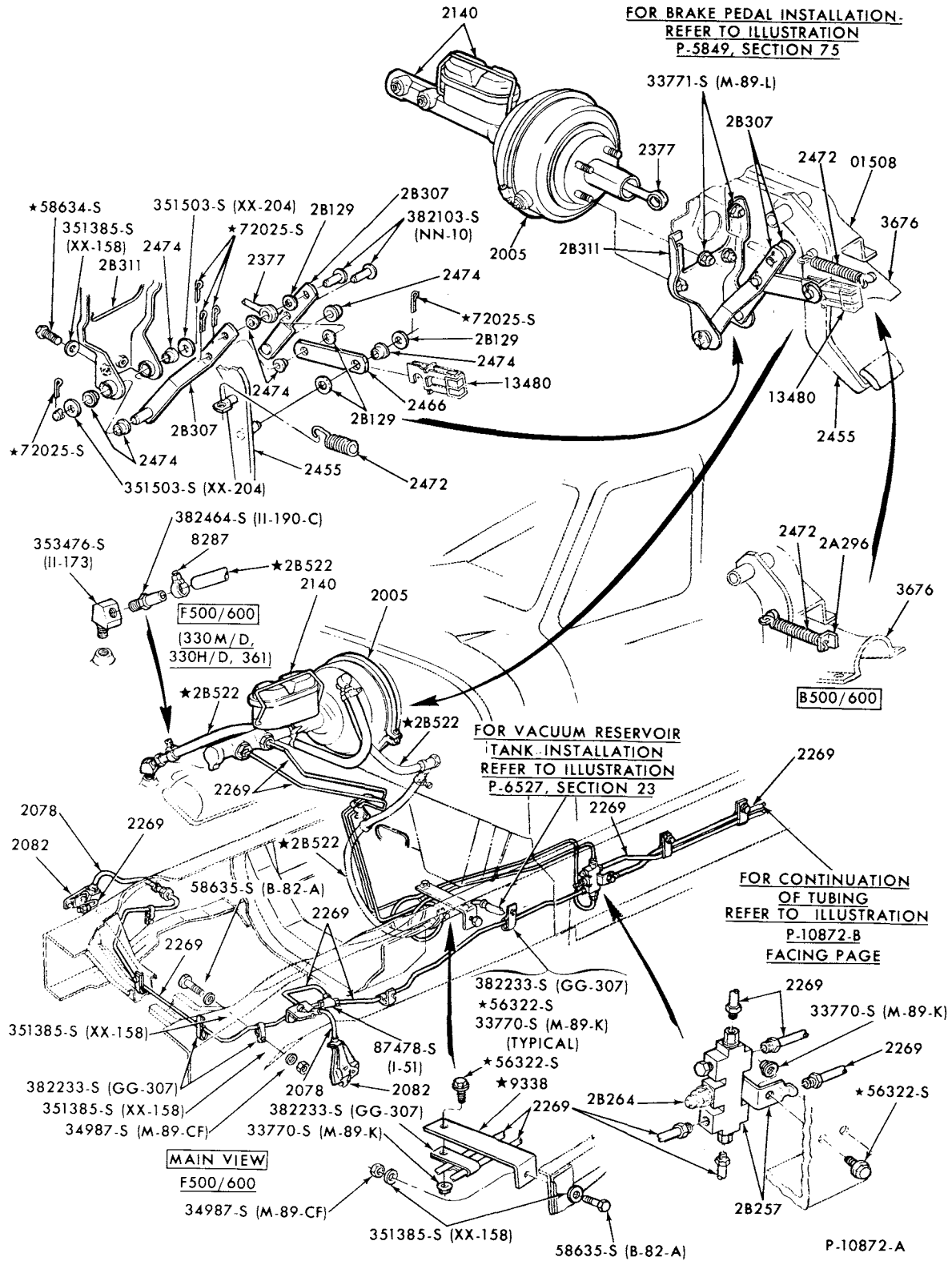


BUY IT NOW!

Click Here To Order



1973/79 TRUCK SERIES 600/900



DUAL HYDRAULIC VACUUM BRAKE SYSTEM
 AXLE TUBING INSTALLATION, REFER TO PAGE 1;
 RESERVOIR TANKS, REFER TO SECTION 23 (PAGE 2 and 11)
 B-F600/700--w/DASH MOUNTED BOOSTER

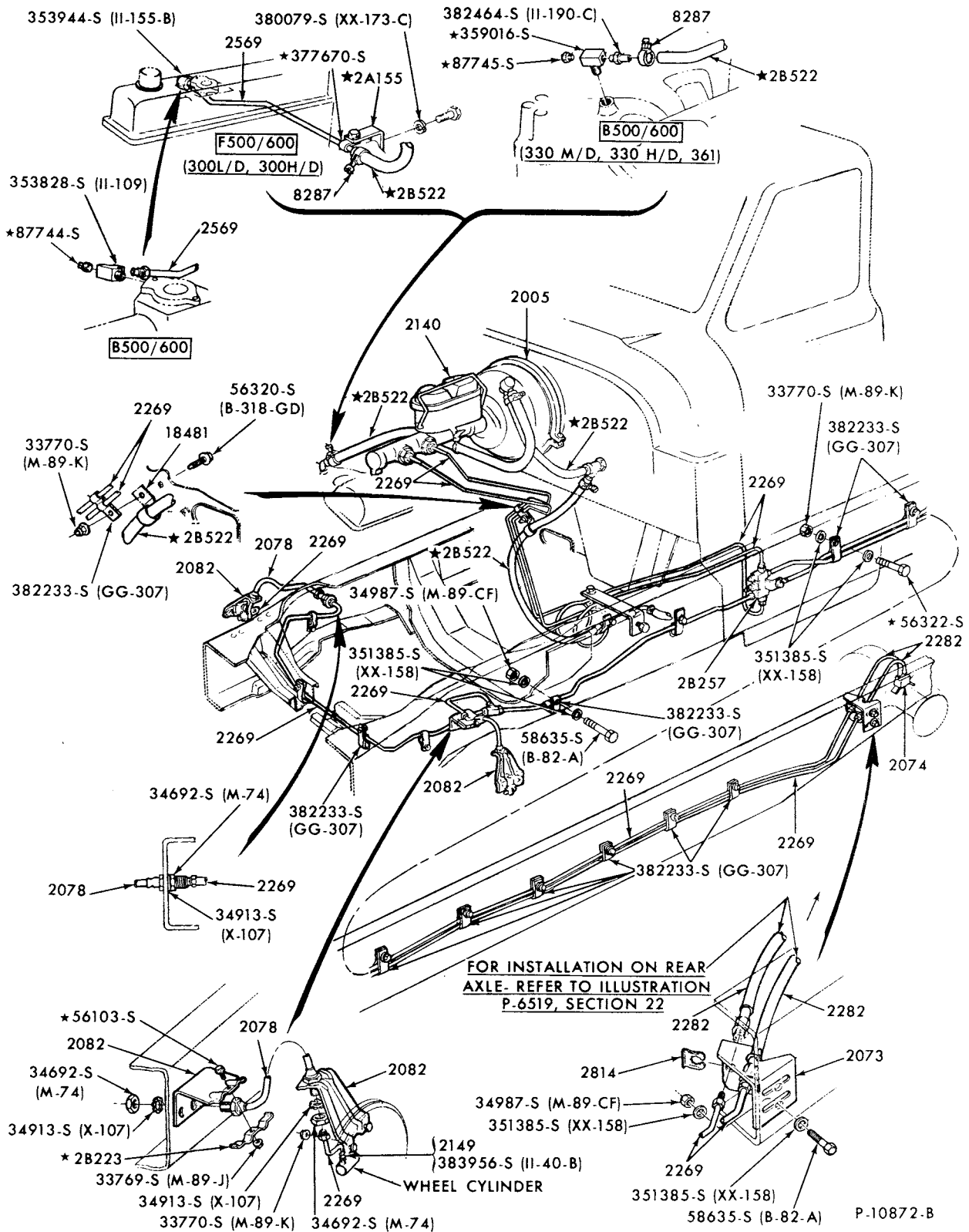


BUY IT NOW!

Click Here To Order



1973/79 TRUCK SERIES 600/900



FOR INSTALLATION ON REAR
AXLE- REFER TO ILLUSTRATION
P-6519, SECTION 22

DUAL HYDRAULIC VACUUM BRAKE SYSTEM
(FOR REAR AXLE TUBING INSTALLATION, REFER TO PAGE 1;
RESERVOIR TANKS, REFER TO SECTION 23 PAGE 2 and 11)
B-F600/700--w/DASH MOUNTED BOOSTER

COPYRIGHT © 1980 - FORD MOTOR-DEARBORN, MICHIGAN
COMPANY

NEW ISSUE



BUY IT NOW!

Click Here To Order

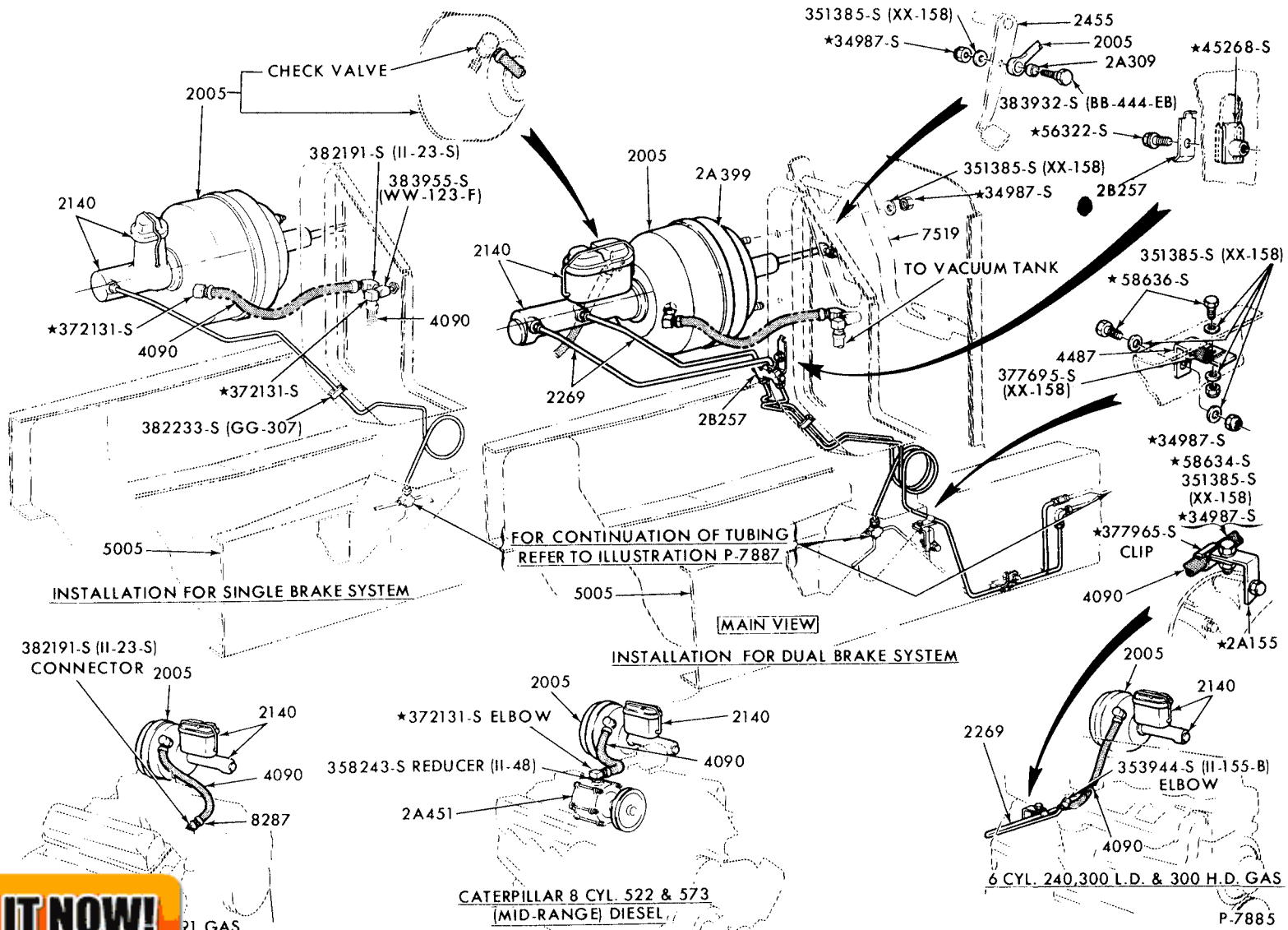


April, 1980

COPYRIGHT © 1980 - FORD MOTOR - DEARBORN, MICHIGAN COMPANY

NEW

HYDRAULIC BRAKE SYSTEM
(FOR RELATED INSTALLATIONS, REFER TO PAGE 1)
1973/ LN600/750--W/DASH MOUNTED BOOSTER



1973/79
TRUCK SERIES 600/900

ILLUSTRATION
SECTION 22

5

100% SATISFACTION GUARANTEED

BUY IT NOW!

Click Here To Order

PayPal, American Express, Discover, MasterCard, VISA

FORD MOTOR COMPANY

Dearborn, Michigan

100% SATISFACTION GUARANTEED

BUY IT NOW!

Click Here To Order

PayPal American Express Discover MasterCard VISA

April 1980