

# Motorcraft



## 1973 / 79

### Truck Master Parts and Accessories Catalog (100-500 Series)

FORD MOTOR COMPANY

Dearborn, Michigan



**BUY IT NOW!**

Click Here To Order



License #2011747

April 1980

Copyright © 2012, Forel Publishing Company, LLC, Woodbridge, Virginia

All Rights Reserved. No part of this book may be used or reproduced in any manner whatsoever without written permission of Forel Publishing Company, LLC. For information write to Forel Publishing Company, LLC, 3999 Peregrine Ridge Ct., Woodbridge, VA 22192

## **1973/79 Ford Truck Master Parts and Accessories Catalog (100-500 Series)**

**EAN: 978-1-60371-089-3**

**ISBN: 1-60371-089-2**

Forel Publishing Company, LLC

3999 Peregrine Ridge Ct.

Woodbridge, VA 22192

Email address: [sales@ForelPublishing.com](mailto:sales@ForelPublishing.com)

Website: <http://www.ForelPublishing.com>



This publication contains material that is reproduced and distributed under a license from Ford Motor Company. No further reproduction or distribution of the Ford Motor Company material is allowed without the express written permission of Ford Motor Company.

---

## **Note from the Publisher**

This product was created from the original Ford Motor Company's publication. Every effort has been made to use the original scanned images, however, due to the condition of the material; some pages have been modified to remove imperfections.

---

## **Disclaimer**

Although every effort was made to ensure the accuracy of this book, no representations or warranties of any kind are made concerning the accuracy, completeness or suitability of the information, either expressed or implied. As a result, the information contained within this book should be used as general information only. The author and Forel Publishing Company, LLC shall have neither liability nor responsibility to any person or entity with respect to any loss or damage caused, or alleged to be caused, directly or indirectly by the information contained in this book. Further, the publisher and author are not engaged in rendering legal or other professional services. If legal, mechanical, electrical, or other expert assistance is required, the professional should be sought.



# MASTER PARTS AND ACCESSORIES CATALOG

FORM FPS 8096-A

(Text Only)

FORD PARTS and SERVICE DIVISION

## INDEX

Abbreviations . . . . .	13,14
Accessory Weight Chart, . . . . .	64 thru 71
Attaching Parts (Nuts, Bolts, etc.) . . . . .	11
Cross Reference List between Manufacturers' and Ford Part Numbers . . . . .	12
D.S.O. . . . .	12
F.S.O. . . . .	12
Formats. . . . .	3
General Instructions. . . . .	2
How to Identify 351 C.I.D. Engines . . . . .	12
How to Order Parts . . . . .	12
How to Use This Catalog . . . . .	2
Liquid Measure . . . . .	11
L.P.O. . . . .	12
Locator Codes . . . . .	11
Metric to Inches Conversion Chart. . . . .	15,16
Model Codes . . . . .	11
Model Year Application . . . . .	11
Parts Identification . . . . .	3
R.H. and L.H. Parts. . . . .	3
Soft Trim . . . . .	11
Symbols Used Regularly in Catalog . . . . .	2

### FORD PART NUMBERING SYSTEM

Body Parts Group Numbering System. . . . .	4
Explanation of the Ford Part Numbering System . . . . .	4
Group Numbers and Related Catalog Sections . . . . .	8 thru 10
Motorcraft Sales Part Numbers . . . . .	3
Part Name Index . . . . .	5 thru 7

### HOW TO ORDER PARTS

American Road Camper Parts . . . . .	Recreational Vehicles Section
Ford Parts . . . . .	12
Industrial Engine and Power Unit Parts . . . . .	12

### RATING or WARRANTY PLATE and CERTIFICATION LABEL

Assembly Plant Codes. . . . .	22
Body Type Codes . . . . .	33 thru 52
Body Type Descriptions. . . . .	53
Body Type Illustrations . . . . .	54 thru 58
Color Codes - Exterior Paint. . . . .	23
Diagrams and Instructions . . . . .	17 thru 19
District Codes . . . . .	63
Engine Codes. . . . .	21
Front Axle Codes . . . . .	62
Gross Vehicle Weight . . . . .	63
Model Codes . . . . .	23 thru 32
Numerical Sequence of Assembly by Truck Serial Number. . . . .	22
Rear Axle Ratio Codes. . . . .	59 thru 61
Serial Number. . . . .	22
Series Codes . . . . .	20,21
Transmission Codes . . . . .	59
Trim Codes. . . . .	33
Vehicle Identification Number. . . . .	18,19
Wheelbase. . . . .	23



**BUY IT NOW!**  
Click Here To Order



**GENERAL  
INFORMATION****1973/79  
TRUCK SERIES 100/500****SYMBOLS COMMONLY USED IN THIS CATALOG**

The following symbols appearing on revised pages are to be interpreted as follows:

- \* Indicates Motorcraft Sales Part Number.
- # Indicates some form of identification such as part number, stamping, paint stripes and tags.
- ★ Symbol indicates part is not supplied for service for the following reasons:
  - a. Part is superseded and replaced as indicated in the description column of text.
  - b. Part can be improvised as indicated in the description column of text.
  - c. Due to its function there would be little or no demand.

NOTE - ALWAYS REFER TO THE DESCRIPTION COLUMN OF THE TEXT FOR POSSIBLE SUBSTITUTION, OR FOR MATERIAL SPECIFICATIONS AND DIMENSIONS WHICH MAY BE HELPFUL IN OBTAINING THE NON-SERVICED PART LOCALLY.

**GENERAL INSTRUCTIONS**

This Ford Truck Master Parts Catalog contains replacement parts and accessories information for Truck Series B500, E100/350, F100/500, M450/500, P350/500 and American Road Camper for model years 1973/ on U.S. and Canadian built vehicles. Unique Canadian part numbers and applications have been identified by a symbol (♣) and footnoted. Unique U.S. part numbers and applications have been identified by a symbol (★) and footnoted. Use this Text Catalog in conjunction with Illustrations Catalog Form FPS 8096-B.

Refer to the Index on Page 1 for a listing of the items appearing in the General Information Section.

**HOW TO USE THIS CATALOG**

There are three ways of finding part numbers.

1. By Part Name
2. By Illustration
3. By Identification

Should an inquiry be received for a radiator grille for a 1973 F100 -

**BY PART NAME -**

- A. Refer to the Chassis Parts Alphabetical Index.
- B. Refer to the alphabetical nomenclature and find the part name "Grille (radiator)". The group number listed is 8200.
- C. Refer to group number 8200 and locate 1973 in the "YEAR" column. Find the series F100/350 in the "MODEL/RESTRICTIONS" column.
- D. The part number shown is D6TZ 8200-A.

**BY ILLUSTRATION -**

- A. Refer to the Illustrations Catalog (Form FPS 8096-B) to the tabbed divider marked "COOLING-GRILLE".
- B. Refer to the index immediately behind the divider and find the illustration titles for the 1973 F Series.
- C. Under the heading "RADIATOR GRILLE and RELATED PARTS" find the illustration for the 1973 F100.
- D. Refer to the illustration designated (on page 2 of Illustration Section 82) and find the group number for the grille to be 8200.
- E. Refer to group number 8200 in this catalog and locate 1973 in the "YEAR" column. Find the series F100/350 in the "MODEL/RESTRICTIONS" column.
- F. The part number shown is D6TZ 8200-A.

**BUY IT NOW!****Click Here To Order**

# 1973/79 TRUCK SERIES 100/500

**GENERAL  
INFORMATION**

## HOW TO USE THIS CATALOG cont'd.

### BY IDENTIFICATION -

Certain parts and most major assemblies are identified with a part number shown on an attached tag or plate or on the part itself. Reference to identification numbers is made throughout the catalog and cross reference charts are included in some sections to provide immediate knowledge of the service part number when the identification number is known. All identification information other than charts will be preceded by the symbol (#).

**IMPORTANT** - Identification tags and plates must be retained with the part or assembly with which they are originally supplied.

### R.H. and L.H. PARTS

The driver's side is the left hand side of the vehicle and determines whether such parts as fenders, lamps, etc. are right or left hand.

Most Right Hand and Left Hand parts are listed in adjacent columns as shown in the following examples:

YEAR	MODEL/RESTRICTIONS	PART NUMBER	DESCRIPTION	QTY.
73/76	F100/350	(RH) D3TZ 1020124-B	(LH) D3TZ 1020125-B	1
73/76	F500	(RH) D3TZ 5020124-B	(LH) D3TZ 5020125-B	1

### MOTORCRAFT SALES PART NUMBERS

To facilitate the stocking and handling of those service parts which are assigned both service part numbers and Motorcraft Sales Part Numbers, the Motorcraft Sales Part Numbers are preceded by an asterisk (\*) and are usually located at the beginning of the description column.

For example, refer to Section 96, group 9601. The service part number for a carburetor air cleaner element used on a 1973 F100 with an 8 cyl. 302 C.I.D. engine is D2AZ 9601-A and the Motorcraft Sales Part Number is FA-97. In the catalog this item will be shown as D2AZ 9601-A \*FA-97.

YEAR	MODEL/RESTRICTIONS	ENGINE		PART NUMBER	DESCRIPTION	QTY.
		CYL.	C.I.D.			
73/	E100/350, F100	8	302	D2AZ 9601-A	*FA-97-#D2AF 9601-AA-9 1/32" I.D. x 11 17/64" O.D. x 2 5/8" high-use with D2AZ 9600-B, D3UZ 9600-B, D4AZ 9600-A, D4UZ 9600-A	1

### FORMATS

Various formats are used throughout this catalog to coincide with the normal procedure for selecting the affected part numbers. Most areas of the catalog use a format arranged in the order shown below:

- Column -
1. Model year.
  2. Type of vehicle or equipment within a specific model year.
  3. Complete part number.
  4. Description, size, etc.
  5. Quantity required per vehicle

Formats peculiar to a particular area of the catalog are generally self explanatory. When necessary, instructions are shown at the beginning of the affected group. For instance, the various charts and parts list method of cataloging in the Carburetor Section are explained on Page 1 of Section 95.



## BUY IT NOW!

Click Here To Order



**GENERAL  
INFORMATION**

**1973/79  
TRUCK SERIES 100/500**

**EXHAUST SYSTEMS CERTIFICATION**

"For their intended application as specified in this catalog, the exhaust system parts and systems listed for sale have been certified to be in compliance with the requirements of the rules of the Florida Department of Environmental Regulation (Chapter 17-18, Part III of the Florida Administrative Code), and the regulations of the California Highway Patrol (Chapter 2, Part 1052) for exhaust system certification."

**EXPLANATION OF THE FORD PART NUMBERING SYSTEM**

For greater convenience this catalog is divided into specific sections; such as brakes, front suspension, engine, transmission, etc. For example, FRONT AXLES appear in Section 30, STEERING WHEELS in Section 36, REAR AXLE in Section 40, etc. The applicable exploded illustrations are contained in separate sections which are related to the Text Sections numbers. For example, STEERING WHEEL illustrations appear in Illustration Section 36 of the "Illustrations" Catalog, Form FPS 8096-B.

The part number groups, part names and the section numbers under which each is listed are shown on pages 5, 6 and 7 of the General Information Section.

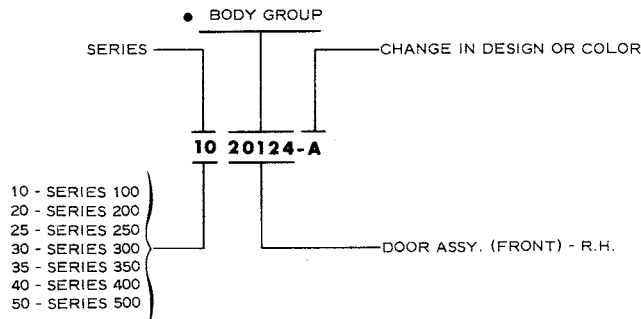
In numerical listings, expanded group numbers will be considered to follow the same sequence as the regular group numbers from which they are expanded and are arranged in Catalogs as follows:

**3538  
3C538  
3634  
3A634**

Illustrations contain group numbers only, therefore, it is necessary to refer to the group within the TEXT portion of the catalog for complete applicable part numbers.

**BODY PARTS GROUP NUMBERING SYSTEM**

FOLLOWING IS A DIAGRAM OF THE BODY PARTS GROUP NUMBERING SYSTEM



● These five digits comprise the Body Group Numbers used throughout each body parts section.

**100% SATISFACTION GUARANTEED**

**BUY IT NOW!**

**Click Here To Order**

PayPal   American Express   DISCOVER   MASTERCARD   VISA

# 1973/79 TRUCK SERIES 100/500

**GENERAL  
INFORMATION**

5

## PART NAME INDEX

Below are various major groups appearing in the Chassis and Body Sections of this Catalog. An Alphabetical Index for all chassis parts follows the General Information Section. A complete index of body parts is included at the beginning of the Body Section and a complete index of soft trim parts is included at the beginning of the Soft Trim Sections.

### CHASSIS PARTS

MAJOR GROUP	● TABBED DIVIDER TITLE	SECTION
Accelerator Linkage	Fuel	96
Accessories	Listed in their appropriate groups as identified in this index	
Adhesives	Wheel-Brake	Paint
Air Cleaner	Fuel	96
Air Conditioner	Speedo-Bumper-Shocks-Air Conditioner	180
Alternator	Generator-Alternator-Starter-Distributor	103
Automatic Transmission	Automatic Transmission	A70
Axle (Front)	Front Axle-Steering	30
Axle (Rear)	Rear Axle	40
Battery	Generator-Alternator-Starter-Distributor	103
Battery Carriers	Generator-Alternator-Starter-Distributor	103
Belt (Drive)	Cooling-Grille	86
Front brakes	Wheel-Brake	20 and 20.1
Rear brakes	Wheel-Brake	22 and 22.1
Bulbs	Lamps-Wiring	130
Bumpers	Speedo.-Bumper-Shocks-Air Cond.	170
Cap (Radiator)	Cooling-Grille	80
Carburetor	Fuel	95
Carrier (Wheel)	Wheel-Brake	11
Chemicals	Wheel-Brake	Paint
Clutch	Transmission-Clutch	71
Clutch Assy. (Fan)	Cooling-Grille	80
Cooling System	Cooling-Grille	80
Coupling Shaft	Driveshaft-Coupling Shaft	48
Distributor	Generator-Alternator-Starter-Distributor	120
Drive Belt	Cooling-Grille	86
Driveshaft	Driveshaft-Coupling Shaft	46
Engine	Engine	60
Exhaust System	Frame-Muffler-Spring	52.1
Fan	Cooling-Grille	86
Fenders	Fender-Hood	160
Frame	Frame-Muffler-Spring	50
Front Suspension	Front Axle-Steering	32
Fuel Pump	Fuel	93
Fuel Tank	Fuel	90
Gearshift Lever	Transmission-Clutch	71
Grille	Cooling-Grille	80
Heater	Speedo.-Bumper-Shocks-Air Cond.	180
Hood	Fender-Hood	160
Horns	Lamps-Wiring	130
Hose (Radiator)	Cooling-Grille	80



BUY IT NOW!

Click Here To Order



logs only

COPYRIGHT © 1979

FORD MOTOR  
COMPANY

— DEARBORN, MICHIGAN

NEW ISSUE

1973/79  
TRUCK SERIES 100/500

## PART NAME INDEX

## CHASSIS PARTS cont'd.

MAJOR GROUP	TABBED DIVIDER TITLE	SECTION
Ignition Switch	Generator-Alternator-Starter-Distributor	110
Instrument Cluster	Generator-Alternator-Starter-Distributor	103
Jack	Speedo.-Bumper-Shocks-Air Cond.	170
Lamps	Lamps-Wiring	130
Lever (Gearshift)	Transmission-Clutch	71
Linkage (Accelerator)	Fuel	96
Linkage (Steering)	Front Axle-Steering	32
Main Wiring	Lamps-Wiring	140
Manifold	Fuel	93
Mirrors	Speedo. Bumper-Shocks-Air Cond.	170
Paint	Wheel-Brake	Paint
Parcel Delivery Van	Body Parts	PDV
Pulley (Water Pump)	Cooling-Grille	80
Pump (Fuel)	Fuel	93
Pump (Oil)	Engine	60
Pump (Water)	Cooling-Grille	80
Radiator	Cooling-Grille	80
Radio	Speedo.-Bumper-Shocks-Air Cond.	180
Rear Axle	Rear Axle	40
Rear Springs	Frame-Muffler-Spring	50
Regulator (Voltage)	Generator-Alternator-Starter-Distributor	103
Shaft (Coupling)	Driveshaft-Coupling Shaft	48
Shock Absorber	Speedo.-Bumper-Shocks-Air Cond.	180
Shroud (Fan)	Cooling-Grille	80
Spare Wheel Carrier	Wheel-Brake	11
Spacer (Pulley to Fan)	Cooling-Grille	80
Speedometer	Speedo.-Bumper-Shocks-Air Cond.	170
Springs	Frame-Muffler-Spring	53
Stabilizer	Frame-Muffler-Spring	53
Starter	Generator-Alternator-Starter-Distributor	103
Steering	Front Axle-Steering	35
Steering Gear	Front Axle-Steering	30
Steering Linkage	Front Axle-Steering	35
Steering Wheel	Front Axle-Steering	36
Suspension (Front)	Front Axle-Steering	32
Suspension (Rear)	Frame-Muffler-Spring	50
Switch (Ignition)	Generator-Alternator-Starter-Distributor	103
Switch (Turn Indicator)	Lamps-Wiring	130
Tachometer	Speedo.-Bumper-Shocks-Air Cond.	170
Tank (Fuel)	Fuel	90
Thermactor	Fuel	93
Thermostatic Choke Control	Fuel	95
Thermostat (Water)	Cooling-Grille	80
Transfer Case	Transmission-Clutch	70
Transmission (Automatic)	Automatic Transmission	A70
Transmission (Manual)	Transmission-Clutch	70

ogs only



# 1973/79 TRUCK SERIES 100/500

**GENERAL  
INFORMATION**

7

## PART NAME INDEX

### CHASSIS PARTS cont'd.

MAJOR GROUP	● TABBED DIVIDER TITLE	SECTION
Valves, Push Rods and Covers	Engine	60
Voltage Regulator	Generator-Alternator-Starter-Distributor	103
Water Pump	Cooling-Grille	80
Wheels	Wheel-Brake	10
Windshield Washer	Speedo.-Bumper-Shocks-Air Cond.	170
Windshield Wiper	Speedo-Bumper-Shocks-Air Cond.	170
Wiring (Main)	Lamps-Wiring	140

### BODY and SOFT TRIM PARTS

Back Door	Body Parts	200
Cabs	Body Parts	000
Carpets	Soft Trim	Soft Trim
Cowl	Body Parts	000
Dash Panel	Body Parts	000
Door (Back)	Body Parts	400
Door (Front)	Body Parts	200
Door (Rear)	Body Parts	200
Floor	Body Parts	000
Floor Mats	Soft Trim	Soft Trim
Front Door	Body Parts	200
Front Seat	Body Parts	600
Front Seat Track	Body Parts	600
Glove Compartment	Body Parts	000
Instrument Panel	Body Parts	000
Parcel Delivery Van	Recreational Vehicles	PDV
Pickup Boxes	Body Parts	000
Platform and Racks	Body Parts	000
Quarter	Body Parts	200
Rear Door	Body Parts	200
Rear Seat	Body Parts	600
Roof	Body Parts	400
Seat Covers	Soft Trim	Soft Trim
Seat (Front)	Body Parts	600
Seat (Rear)	Body Parts	600
Storage Compartment	Body Parts	400
Sun Visors	Soft Trim	Soft Trim
Tailgate	Body Parts	400
Track (Front Seat)	Body Parts	600
Trim Panels	Soft Trim	Soft Trim
Windshield	Body Parts	000

### RECREATIONAL VEHICLES

American Road Camper	Recreational Vehicles	R/V
----------------------	-----------------------	-----



BUY IT NOW!

Click Here To Order



alogs only

COPYRIGHT © 1979

FORD MOTOR  
COMPANY

— DEARBORN, MICHIGAN

NEW ISSUE

## GROUP NUMBERS and RELATED PART NAMES and CATALOG SECTIONS

Following is an index of the group number ranges, part name and their related catalog section numbers.

## CHASSIS PARTS

GROUP NUMBER RANGE	PART NAME	CATALOG SECTION NUMBER
Miscellaneous	Paints and chemicals	Paint
1000 - 1099	Wheels	10
1100 - 1999	Hubs and drums	11
1102	Front hub parts lists	11.1
1109	Rear hub parts lists	11.2
2000 - 2199	Brakes	20
	Front brake parts lists	20.1
2200 - 2299	Brakes	22
	Rear brake parts lists	22.1
2300 - 2999	Brakes	23
	Brake booster parts lists	23.1
3000 - 3499	Front axle and suspension	30
3000 - 3999	Front axle parts lists	30.1, 30.2 etc.
3500 - 3599	Steering gear	35
3504	Steering gear parts lists	35.1
3A540	Power steering cylinder and parts lists	35
3600 - 3999	Steering wheel and column	36
3A691	Power steering pump and parts lists	36.1
3A635	Power steering kit parts lists	36.2
4000 - 4305	Rear axle identification chart	40
4000 - 4999	Rear axle parts lists	40.1
4000 - 4599	Rear axle	41
4600 - 4799	Driveshaft	46
4602 - 4606	Driveshaft identification chart	46.1
4602 - 4606	Driveshaft application chart	46.2
4602 - 4606	Driveshaft cross reference guide	46.1
4810 - 4817	Coupling shaft cross reference guide	46.1
4800 - 4899	Coupling shaft	48
4816 - 4817	Coupling shaft identification chart	46.1
4816 - 4817	Coupling shaft application chart	48.2
4816 - 4817	Coupling shaft parts lists	48.3
5000 - 5006	Frame	50
5007 - 5199	Frame and cross members	50
5200 - 5299	Muffler	52
	Exhaust system parts lists	52.1
5300 - 5499	Front springs and stabilizer	53
5500 - 5999	Rear springs and suspension	53
6007	Engine identification chart	60
6000 - 6899	Engine parts lists - 6 cyl. 240, 300 L/D	60.1
	Engine parts lists - 8 cyl. 302	60.2
	Engine parts lists - 8 cyl. 330 M/D	60.3
	Engine parts lists - 8 cyl. 351W	60.4
	Engine parts lists - 8 cyl. 351M, 400	60.5
	Engine parts lists - 8 cyl. 360, 390	60.6
	Engine parts lists - 8 cyl. 460	60.7



**BUY IT NOW!**

Click Here To Order



**GROUP NUMBERS and RELATED PART NAMES and CATALOG SECTIONS**

**CHASSIS PARTS cont'd.**

GROUP NUMBER RANGE	P A R T N A M E	CATALOG SECTION NUMBER
7000 - 7003	Manual transmission identification chart	70
7000 - 7999	Manual transmission parts lists - 3 speed Ford	70.1
	Manual transmission parts lists - 3 speed Warner	70.2
	Manual transmission parts lists - 4 speed New Process	70.6
	Manual transmission parts lists - 4 speed Warner	70.7
	Manual transmission parts lists - 5 speed New Process	70.8
	Manual transmission parts lists - 5 speed Clark	70.9
	Manual transmission parts list - transfer case	70.17
	Manual transmission gasket set and repair kits	70A
7000 - 7299	Manual transmission linkage, etc.	71
7300 - 7499	Manual transmission gearshift mechanism	71
7300 - 7999	Clutch	71
7000 - 7003	Automatic transmission identification chart	A70
7000 - 7999	Automatic transmission parts lists - C/M	A70.2
	Automatic transmission parts lists - C4	A70.3
	Automatic transmission parts lists - C6	A70.4
7000 - 7999	Automatic transmission linkage, etc.	A71
8000 - 8499	Radiator, grille and cooling	80
8500 - 8599	Water pump	80
8600 - 8999	Fan	86
8620	Drive belt identification chart	86
	Drive belt application chart	86
9000 - 9299	Fuel tank and lines	90
9300 - 9399	Fuel pump and gauge	93
9400 - 9499	Manifolds	93
9500 - 9999	Carburetor parts lists	95,19,95.29 etc.
9510	Carburetor application chart	95
9510	Carburetor identification chart	95
9600	Air cleaner application chart	96
9600	Air cleaner identification chart	96
9600 - 9699	Air cleaner parts and related parts	96
9700 - 9999	Choke and accelerator	96
10300	Alternator identification chart	103
10300 - 10599	Alternator, pulleys and mounting parts	103
10300 - 10599	Alternator parts lists	103.1, 103.2 etc.
10346	Alternator application chart	103
10600 - 10999	Battery and instrument cluster parts	103
11000 - 11999	Starter, ignition switch and headlamp switch	110
11001	Starter identification chart	110
11001 - 11999	Starter parts lists	110.1
12000 - 12999	Coil, distributor and spark plugs	120
12000 - 12999	Distributor parts lists	120.1 and 120.2
12127	Distributor identification chart	120
13000 - 13399	Headlamps, parking lamps and turn indicators	130
13400 - 13699	License, tail and stop lamps	130
13466	Miniature bulbs	130
13700 - 13999	Courtesy and instrument panel lamps, switches and horns	130



**BUY IT NOW!**

**Click Here To Order**



## GROUP NUMBERS and RELATED PART NAMES and CATALOG SECTIONS

## CHASSIS PARTS cont'd.

GROUP NUMBER RANGE	PART NAME	CATALOG SECTION NUMBER
14000 - 14399	Wiring - main	140
14400 - 14499	Wiring - tail lamp and battery	140
14500 - 14999	Wiring, fuses and circuit breakers	140
15000 - 15999	Clock, cigar lighter, marker lamps and backup lamps	140
16000 - 16099	Front fenders and aprons	160
16100 - 16599	Splash shields and radiator supports	160
16600 - 16999	Hood, hinges and latches	160
17000 - 17299	Jacks, speedometer and speedometer cables	170
17200 - 17399	Speedometer, tachometer and license plate frame	170
17271 and 17285	Speedometer gear application chart	172
17400 - 17599	Windshield wipers and washers	170
17600 - 17999	Windshield wipers and washers, bumpers and mirrors	170
18000 - 18399	Shock absorbers and heaters	180
18400 - 18999	Heaters, radios, antennas and speakers	180
19000 - 19999	Air conditioner	180
19C705 - 19C709	Refrigerant lines	197
<b>BODY and SOFT TRIM PARTS</b>		
00000 - 01999	Body assemblies, air vents and dash panel	000
02000 - 02999	Cowl panel and front body pillar	000
03000 - 03999	Windshield	000
04000 - 04699	Instrument panel and visor arms	000
04700 - 09999	Ash receptacle and glove compartment	000
19000 - 19999	Floor, rocker panels and underbody parts	000
20000 - 20999	Front door, weatherstrips and mouldings	200
21000 - 21999	Front door windows, latches, weatherstrips and mechanism	200
22000 - 22999	Front door hinges, latches and handles	200
22050	Lock sets	200
23000 - 23999	Front door window handles and regulators	200
	Parcel delivery van parts	PDV
24000 - 25999	Rear door, rear door windows, mouldings and weatherstrips	200
26000 - 26999	Rear door window mechanism and latches	200
27000 - 27999	Rear door window regulators and quarter panels	200
28000 - 28999	Quarter latch pillar	200
29000 - 29999	Quarter window, mouldings and weatherstrips	200
30000 - 39999	Quarter window, weatherstrips and handles	200
40000 - 41999	Tailgate	400
42000 - 42999	Back window	400
43000 - 49999	Tailgate latches, hinges and mechanism	400
50000 - 59999	Roof	400
60000 - 60999	Seats, hinges and supports	600
61000 - 61499	Seats, head rest parts and seat belts	600
61500 - 61699	Seat side shields	600
61700 - 61999	Seat tracks and mechanism	600
62000 - 69999	Seat side shields and ash receptacles	600
00000 - 69999 (as applicable)	Soft trim	Soft trim



**BUY IT NOW!**

Click Here To Order



# 1973/79 TRUCK SERIES 100/500

GENERAL  
INFORMATION

11

## MODEL YEAR APPLICATION

Model year application is indicated by showing the first year followed by a diagonal line to indicate continued usage in all subsequent years until the insertion of the last year of usage, which will then be inserted after the diagonal line. If no diagonal line is shown, the part is applicable only to the year indicated.

Example:

- 73/ Indicates part used 1973 through subsequent models.
- 73/74 Indicates part used 1973 through 1974 model years.
- 73 Indicates part used 1973 model year only.

## MODEL CODES

Truck models are listed throughout this catalog by truck series. A listing of model codes shown on warranty plates is included in this section on pages 23 thru 32. Refer to these pages to determine the series listed in the text of the catalog.

Example:

- F100/350 means F100 thru F350 or F100, F150, F250 and F350.
- and: B-F500 means B500 and F500.

## SOFT TRIM

Soft Trim parts are arranged in separate sections by model year i.e., 1973, 1974, etc. The 1973 and 1974 sections include facsimile trim swatches and complete trim codes. For a verification of trim color and material for 1975/ refer to the Salesman's Trim and Color Selection Guide. To determine the complete part number of a trim part, it is necessary to know the "Trim Code" which is shown on the Warranty Plate of the vehicle (refer to page 17). Instructions for selecting soft trim parts are contained at the beginning of each Soft Trim Section.

## ATTACHING PARTS (NUTS, BOLTS, ETC.) and LOCATOR CODES

Standard and utility hardware, such as bolts, screws, fittings, etc. are listed below the part with which they are used. To facilitate the stocking and handling of standard and utility parts by Ford Dealers, locator codes are preassigned by Ford Motor Company. The locator codes are shown in parentheses immediately following or below the standard and utility part numbers. For example, refer to Body Section 100, group 101B10. The part number for a 3/16" x 13/32" oval head blind rivet is 380334-S and the locator code is (SS-45-H). In the catalog this item will be shown as part number 380334-S with the locator code (SS-45-H) appearing at the beginning of the Description Column. In some charts, such as the Carburetor Parts List Charts in Section 95.19, 95.29, etc. the locator code will be shown next to or below the part number in the Part Number Column.

## LIQUID MEASURE

Most liquid measures listed in this catalog are in U.S. sizes and certain other liquid measures (unique to Canada) listed in this catalog are in Canadian sizes. The following chart provides an understanding and a translation of U.S. to Canadian and Canadian to U.S. sizes.

	<u>1/2 Pint</u>	<u>Pint</u>	<u>Quart</u>	<u>Gallon</u>
	(CAPACITY IN OUNCES)	(CAPACITY IN OUNCES)	(CAPACITY IN OUNCES)	(CAPACITY IN OUNCES)
Canada	10	20	40	160
U.S.	8	16	32	128

Example - 5 U.S. Quarts (160 ounces) equal 4 Canadian Quarts (160 ounces) or 1 Canadian Gallon



**BUY IT NOW!**

**Click Here To Order**



COPYRIGHT © 1980 - FORD MOTOR COMPANY - DEARBORN, MICHIGAN

CHANGE 1

**GENERAL INFORMATION**

**1973/79 TRUCK SERIES 100/500**

**D.S.O., F.S.O., or L.P.O. (SPECIAL ORDERS)**

The District Code Number will appear in the D.S.O. space on the Certification Label for all units including regular production. Always furnish appropriate Certification Label information and D.S.O. Number, if applicable, when ordering parts not listed in the catalog. If the unit is D.S.O, F.S.O. or L.P.O. (Special Order), the complete Order Number will appear in the D.S.O. space in addition to the District Code Number.

**IMPORTANT** - Many parts and assemblies used on these vehicles may be standard or optional on other models. When the assembly number is known check the applicable identification and cross reference charts for possible service parts. If not listed in this catalog order the part on a Special Order basis through your Facing Distribution Center.

**HOW TO IDENTIFY 351 C.I.D. ENGINES**

The following methods will help to identify the subject engines that are in use:

- Decal on Air Cleaner Cover
- Emission Control Systems Decal on Valve Cover
- 351C was last produced in 1974
- 351M introduced in 1975
- 351W introduced in 1969 in use through 1980

<u>ITEM</u>	<u>351W</u>	<u>351C &amp; M</u>
Number of bolts attaching valve cover on exhaust manifold side	3	4
Type of Front Cover	Bolted to Cylinder Block	Cast as part of Cylinder Block
Thermostat Housing	Bolts horizontal and mounts to intake manifold	Bolts vertical and mounts to front cover
Fuel Pump	Attaching Bolts side by side (horizontal plane)	Attaching Bolts one above the other (vertical plane)

**HOW TO ORDER PARTS**

- All except American Road Camper  
When ordering parts, always give the complete part number.  
In the event the part number is not known, the following information should be included.
  - A. Complete description of part
  - B. Model, year and body type.
  - C. Dimension, number of teeth, size, etc., if possible rough sketch of part.
  - D. If applicable to engine, transmission, axle, steering, etc., specify type, such as 302 C.I.D., Automatic Transmission, Power Steering, etc.
  - E. Advise how shipment is to be made - Freight, Express, Air, Parcel Post.
- American Road Camper, Refer to the R/V General Information Section for complete ordering instructions.

**INDUSTRIAL ENGINE and POWER UNIT PARTS**

Most of the normal replacement parts for 6 and 8 cylinder Ford industrial engines and power units are carried in Ford Car and Truck Dealers inventory and the 4 cylinder gasoline as well as the 4 and 6 cylinder Diesel parts are carried in Ford Tractor Dealers' stock. To obtain Ford industrial engines and power units as well as parts unique to these units, order direct from authorized Ford Industrial Products Dealers only.

**CROSS REFERENCE LIST BETWEEN MANUFACTURERS' and FORD PART NUMBERS**

A Cross Reference List to assist in the identification of Ford parts by means of various manufacturers' numbers which are generally known throughout the automotive industry is included in the 1973/ loose leaf and reader transparency catalogs Form FPS 8097-A and FPS 8097-M. This cross reference list includes part numbers for 1964/ truck parts for all truck series for the following manufacturers of parts lines:

Bearing industry numbers for bearings, cups, etc.	Miniature lamp and sealed beam bulb numbers
Clark transmission and related parts	New Process transmission and related parts
Dana Corporation axle and related parts	Rockwell Standard axle and related parts
Eaton axle, pump and related parts	Spicer axle, transmission and related parts
Fuller transmission and related parts	Stewart Warner speedometer gears and related parts
Funk Manufacturing Co. trans. power take-off parts	Timken axle and related parts
Ward Leonard suspension and related parts	Warner transmission and related parts



**BUY IT NOW!**

**Click Here To Order**



ABBREVIATIONS

A/C	air conditioner (ing)	ea.	each
accel.	accelerator	E/H/D	extra heavy duty
adj.	adjuster (ing)	emer.	emergency
alum.	aluminum	em/re	emission reduction
amp.	ampere	eng.	engine
approx.	approximate (ly)	equip.	equipment
AR	as required	ev/em	evaporative emission
assy.	assembly	exc.	except
A/T	automatic transmission	exh.	exhaust
A.T.C.	automatic temperature control	E.G.R.	exhaust gas recirculation
attach.	attaches (ing) (ed)		
auto.	automatic		
aux.	auxiliary		
		F2	Ford 2 barrel
BBC	bumper to back of cab	F4	Ford 4 barrel
B/W	Borg-Warner	F/4/S	Ford 4 speed transmission
		fill.	fillister
C1	Carter 1 barrel	flex.	flexible
C4	automatic transmission - (XP type)	F.S.O.	foreign special order
C6	automatic transmission - (XPL type)	gal.	gallon
Calif.	California	g/compt.	glove compartment
cap.	capacity	gen.	generator
carb.	carburetor	G.T.W.	gross tongue weight
Cat.	Caterpillar	G.V.W.	gross vehicle weight
cc	cubic centimeter		
c/cw	counter clockwise	H2	Holley 2 barrel
Chg./L	change level	hd.	head
C.I.D.	cubic inch displacement	H/D	heavy duty
CJ	Cobra Jet	hel.	helical
cm	centimeter	hex.	hexagon (al)
C/M	automatic transmission - (MX type)	Hi-alt.	High altitude
c/member	cross member	Hi-Perf.	High Performance
col.	column	H/O	High Output
compt.	compartment	HP	horse power
conn.	connection or connector	hsg.	housing
cont'd.	continued	htr.	heater
C.P.	candle power	H/V	hydraulic vacuum
C/P/S	center point steering	hyd.	hydraulic
Cum.	Cummins	I.D.	inside diameter
cw	clockwise	ident.	identification
cyl.	cylinder	ign.	ignition
D/4/S	Dagenham 4 speed transmission	IMCO	improved combustion emission control system
D.C.	double contact	incl.	includes
D/D	direct drive	I.S.	Instruction Sheet
D/D	dual displacement	K.D.	shipped in disassembled form
D/E	dual exhaust	K.M.P.H.	kilometers per hour
defl.	deflector	lb.	pound
dia.	diameter	l/compt.	luggage compartment
diff.	differential	L	litre
	displacement	L/D	light duty
		L.H.	left hand
		lic.	license
		L/N	Leece Neville
		L.P.O.	Limited Production Option



**BUY IT NOW!**

**Click Here To Order**

transmission  
special order



## ABBREVIATIONS - cont'd.

M	1000 (pounds)	S/E	single exhaust or special economy
max.	maximum	sec.	secondary
M/D	medium duty	Ser.	serial
med.	medium	s/member	side member
mldg.	moulding	spec.	special
mm	millimeter	speedo.	speedometer
m.p.h.	miles per hour	spg.	spring
M/S	manual steering	sq.	square
M/T	manual transmission	sq. hd.	square head
mtd.	mounted	S/R	side rail
mtg.	mounting	std.	standard
mtr.	motor	strg.	steering
Nags. No.	National Automatic Glass Society number	suppt.	support
No.	number	susp.	suspension
N.P.G.	New Process Gear	S/X/C	super extra cooling
N.P.T.F.	national pipe thread fine	tach.	tachometer
N.R.	not replaced	T/C	Turbo Charger
N.S.	not serviced	T/E	thermactor emission control system
O.D.	outside diameter	temp.	temperature
O/D	overdrive	t/gate	tailgate
O/S	oversize	thd.	thread
oz.	ounce	T/M	transmatic
pass.	passenger	trans.	transmission
P/B	power brake	Trans/ign.	transistorized ignition
P/C	Police Car	Trans/reg.	transistorized regulator
pcs.	pieces	T.S.L.	Truck Specification List
P.F.	premium fuel	T/T	tractor-trailer
pri.	primary	UBS	uniform bearing stress
P/S	power steering	u/joint	universal joint
P.T.O.	power-take-off	univ.	universal
qt.	quart	U/S	undersize
qty.	quantity	vac.	vacuum
rad.	radiator	VV	Variable Venturi
r/b	replaced by	w/	with
R/D	regular duty	W/4/S	Warner 4 speed transmission
rd.	round	W/B	wheelbase
recirc.	recirculating	w/o	without
reinf.	reinforcement	W/S	windshield
Repl.	replaced	w/strip	weatherstrip
req'd.	required	X/C	extra cooling
resvr.	reservoir	2/B	2 barrel
R.F.	regular fuel	2/W/D	2 wheel drive
R/G	ring gear	3/M/T	3 speed manual transmission
R.H.	right hand	4/B	4 barrel
R.P.M.	revolutions per minute	4/M/T	4 speed manual transmission
rr.	rear	4/W/D	4 wheel drive
R/R	Road Ranger	351C	351 cubic inch engine built at Cleveland engine plant
wheels	rear wheels	351CJ	351 cubic inch Cobra Jet engine
rolling		351H0	351 cubic inch high output engine
st		351W	351 cubic inch engine built at Windsor engine plant
Jet			
partment			



**BUY IT NOW!**

**Click Here To Order**



INCHES and MILLIMETERS CONVERSION CHART

MILLIMETERS TO DECIMAL (inches) EQUIVALENT

MM = DECIMAL (Inches)	MM = DECIMAL (Inches)	MM = DECIMAL (Inches)	MM = DECIMAL (Inches)	MM = DECIMAL (Inches)	MM = DECIMAL (Inches)	MM = DECIMAL (Inches)
1 .039	21 .827	41 1.614	61 2.402	81 3.189	125 4.921	
2 .079	22 .866	42 1.654	62 2.441	82 3.228	150 5.906	
3 .118	23 .906	43 1.693	63 2.480	83 3.268	175 6.890	
4 .157	24 .945	44 1.732	64 2.520	84 3.307		
5 .197	25 .984	45 1.772	65 2.559	85 3.346		
6 .236	26 1.024	46 1.811	66 2.598	86 3.386	200 7.874	
7 .276	27 1.063	47 1.850	67 2.638	87 3.425	225 8.858	
8 .315	28 1.102	48 1.890	68 2.677	88 3.465	250 9.843	
9 .354	29 1.142	49 1.929	69 2.717	89 3.504	275 10.827	
10 .394	30 1.181	50 1.969	70 2.756	90 3.543		
11 .433	31 1.220	51 2.008	71 2.795	91 3.583	300 11.811	
12 .472	32 1.260	52 2.047	72 2.835	92 3.622	325 12.795	
13 .512	33 1.299	53 2.087	73 2.874	93 3.661	350 13.780	
14 .551	34 1.339	54 2.126	74 2.913	94 3.701	375 14.764	
15 .591	35 1.378	55 2.165	75 2.953	95 3.740		
16 .630	36 1.417	56 2.205	76 2.992	96 3.780	400 15.748	
17 .669	37 1.457	57 2.244	77 3.031	97 3.819		
18 .709	38 1.496	58 2.283	78 3.071	98 3.858		
19 .748	39 1.535	59 2.323	79 3.110	99 3.898		
20 .787	40 1.575	60 2.362	80 3.150	100 3.937		

DECIMAL (inches) TO METRIC EQUIVALENT

DECIMAL (Inches) = MM	DECIMAL (Inches) = MM	DECIMAL (Inches) = MM	DECIMAL (Inches) = MM	DECIMAL (Inches) = MM	DECIMAL (Inches) = MM
.001 .025	.120 3.048	.320 8.128	.520 13.208	.720 18.288	.920 23.368
.002 .051	.130 3.302	.330 8.382	.530 13.462	.730 18.542	.930 23.622
.003 .076	.140 3.556	.340 8.636	.540 13.716	.740 18.796	.940 23.876
.004 .102	.150 3.810	.350 8.890	.550 13.970	.750 19.050	.950 24.130
.005 .127	.160 4.064	.360 9.144	.560 14.224	.760 19.304	.960 24.384
.006 .152	.170 4.318	.370 9.398	.570 14.478	.770 19.558	.970 24.638
.007 .178	.180 4.572	.380 9.652	.580 14.732	.780 19.812	.980 24.892
.008 .203	.190 4.826	.390 9.906	.590 14.986	.790 20.066	.990 25.146
.009 .229	.200 5.080	.400 10.160	.600 15.240	.800 20.320	
.010 .254	.210 5.334	.410 10.414	.610 15.494	.810 20.574	1.000 25.400
.020 .508	.220 5.588	.420 10.668	.620 15.748	.820 20.828	2.000 50.800
.030 .762	.230 5.842	.430 10.922	.630 16.002	.830 21.082	3.000 76.200
.040 1.016	.240 6.096	.440 11.176	.640 16.256	.840 21.336	4.000 101.600
.050 1.270	.250 6.350	.450 11.430	.650 16.510	.850 21.590	5.000 127.000
.060 1.524	.260 6.604	.460 11.684	.660 16.764	.860 21.844	10.000 254.000
.070 1.778	.270 6.858	.470 11.938	.670 17.018	.870 22.098	15.000 381.000
.080 2.032	.280 7.112	.480 12.192	.680 17.272	.880 22.352	20.000 508.000
.090 2.286	.290 7.366	.490 12.446	.690 17.526	.890 22.606	25.000 635.000
.100 2.540	.300 7.620	.500 12.700	.700 17.780	.900 22.860	50.000 1270.000
.110 2.794	.310 7.874	.510 12.954	.710 18.034	.910 23.114	100.000 2540.000



**BUY IT NOW!**

Click Here To Order



INCHES and MILLIMETERS CONVERSION CHART - continued

FRACTIONS (inches) TO DECIMALS (inches) and METRIC EQUIVALENTS

FRACTION (Inches)	=	DECIMAL (Inches)	=	MM	FRACTION (Inches)	=	DECIMAL (Inches)	=	MM
		1/64	.016	.397	5/8		.625		15.875
	1/32		.031	.794		41/64	.641		16.272
		3/64	.047	1.191		21/32	.656		16.669
1/16			.063	1.588		43/64	.672		17.066
	5/64		.078	1.984	11/16		.687		17.463
		3/32	.094	2.381		45/64	.703		17.859
		7/64	.109	2.778		23/32	.719		18.256
						47/64	.734		18.653
1/8			.125	3.175	3/4		.750		19.050
		9/64	.141	3.572		49/64	.766		19.447
	5/32		.156	3.969		25/32	.781		19.844
		11/64	.172	4.366		51/64	.797		20.241
3/16			.188	4.763	13/16		.813		20.638
		13/64	.203	5.159		53/64	.828		21.034
	7/32		.219	5.556		27/32	.844		21.431
		15/64	.234	5.953		55/64	.859		21.828
1/4			.250	6.350	7/8		.875		22.225
		17/64	.266	6.747		57/64	.891		22.622
		9/32	.281	7.144		29/32	.906		23.019
		19/64	.297	7.541		59/64	.922		23.416
5/16			.313	7.938	15/16		.938		23.813
		21/64	.328	8.334		61/64	.953		24.209
		11/32	.344	8.731		31/32	.969		24.606
		23/64	.359	9.128		63/64	.984		25.003
3/8			.375	9.525	1		1.000		25.400
		25/64	.391	9.922	2		2.000		50.800
		13/32	.406	10.319	3		3.000		76.200
		27/64	.422	10.716	4		4.000		101.600
7/16			.438	11.113	5		5.000		127.000
		29/64	.453	11.509	10		10.000		254.000
		15/32	.469	11.906	15		15.000		381.000
		31/64	.484	12.303	20		20.000		508.000
1/2			.500	12.700	25		25.000		635.000
		33/64	.516	13.097	50		50.000		1270.000
		17/32	.531	13.494	100		100.000		2540.000
		35/64	.547	13.891					
9/16			.563	14.288					
		37/64	.578	14.684					
		19/32	.594	15.081					
			.609	15.478					



**BUY IT NOW!**

Click Here To Order



**1973/ WARRANTY PLATE - TYPICAL**

Installed in the following locations:

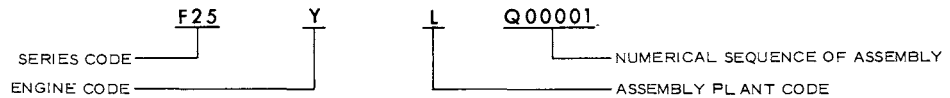
- B500, F350(84) . . . . . Right side of dash panel
- E100/300, F100/500(81) . . . . . Latch face of left front door
- M450/500 . . . . . Right hand inside of cowl
- P350/500 . . . . . Right side of radiator support

The Warranty Plate includes:

1. Warranty Number (first line) consisting of Codes which identify Series, Engine, Assembly Plant and Numerical Sequence of Assembly.
2. Miscellaneous Vehicle Data (second line) consisting of Wheelbase and Codes which identify Color of Exterior Paint, Model, Trim, Body Type, Transmission, Rear Axle Ratio and Front Axle Capacity.
3. The third line consists of Gross Vehicle Weight rating, Certified Net Horsepower @ the R.P.M. shown, a Code which identifies the District and the D.S.O. number when applicable.

The codes shown below are listed on pages 20 thru 71.

**FIRST LINE (F25YL Q00001) WARRANTY NUMBER**

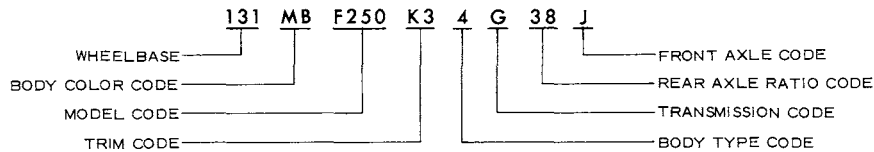


- "F25" --- F250 Series
- "Y" --- 8 cyl. 360-2/B Engine
- "L" --- Assembled at Michigan Truck Plant
- "Q00001" --- First unit built at Michigan Truck Plant

SEE OPERATORS MANUAL FOR EQUIP. REQ'D FOR MAX. GVW & LOAD CAPACITIES						
F25YLQ00001		WARRANTY VOID IF LOAD CAPACITY EXCEEDED			<i>Ford</i> MADE IN U.S.A.	
↑ WARRANTY NO./ADEQUATE TIRES REQ'D FOR AXLE LOADINGS						
W.B.	COLOR	MODEL	BODY	TRANS.	AXLE	
131	MB	F250	K34	G	38J	
7500					48	
MAX. G.V.W. LBS.					D.S.O.	

P-10319

**SECOND LINE (131 MB F250 K34 G 38J) MISCELLANEOUS VEHICLE DATA**



- "131" --- 131" Wheelbase
- "MB" --- White lower body (M) and Light Blue upper body (B).
- "F250" --- F250 unit with necessary equipment to rate the given G.V.W.
- "K3" --- Medium blue all vinyl (on Ranger XLT). (Refer to appropriate Soft Trim Section for complete instructions and trim code listing).
- "4" --- Conventional Cab with Styleside Pickup
- "G" --- Automatic Transmission
- "38" --- Rear Axle Ratio of 3.73 and a capacity of 5.3M - Dana (Spicer) model 60
- "J" --- 5M Front Axle with power steering

**THIRD LINE (7500 48) ADDITIONAL MISCELLANEOUS VEHICLE DATA**

- "7500" --- Gross Vehicle Weight of 7500 lbs.
- "48" --- Detroit District (and D.S.O number when applicable). Refer to page 12 complete D.S.O explanation.

**1973/79  
TRUCK SERIES 100/500**

**SAFETY STANDARDS CERTIFICATION LABEL - TYPICAL - 1973/77**

(USED IN ADDITION TO WARRANTY PLATE)

Installed in the following locations:

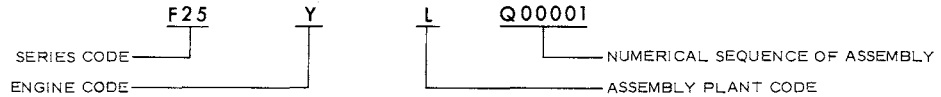
- E-F100/350 . . . . . Latch face of the left front door
- F500 . . . . . Quarter pillar opposite the latch face of the left front door

The Certification Label includes:

- 1. Build date (e.g., 9/72) in upper left hand corner which indicates the month and year in which the unit was built.
- 2. Vehicle Identification Number (first line) consisting of Codes which identify Series, Engine, Assembly Plant and Numerical Sequence of Assembly.
- ONLY ON VEHICLES HAVING BACK-OF-CAB EQUIPMENT INSTALLED AT ASSEMBLY PLANT (PICKUP BOXES, TRACTOR-TRAILER PACKAGE, ETC.)

The codes shown below are listed on pages 20 thru 71

FIRST LINE (F25YL Q00001) VEHICLE IDENTIFICATION NUMBER



- "9/72" --- Built during September, 1972
- "F25" --- F250 Series
- "Y" --- 8 cyl. 360-2/B Engine
- "L" --- Assembled at Michigan Truck Plant
- "Q00001" --- First unit built at Michigan Truck Plant

VEHICLES SOLD IN U.S.

VEHICLES SOLD IN CANADA

MFD. BY FORD MOTOR CO. IN U.S.A.

DATE: 09/72      GVWR 6200  
 GAWR: FRONT      REAR 5300

THIS VEHICLE CONFORMS TO ALL APPLICABLE FEDERAL MOTOR VEHICLE SAFETY STANDARDS IN EFFECT ON THE DATE OF MANUFACTURE SHOWN ABOVE

F25YLQ00001      TRUCK

VEH. IDENT. NO.		TYPE			
BODY	COLOR	TRIM	TRANS.	AXLE	DSO

P-10317

FOR BALANCE OF WARRANTY PLATE INFORMATION REFER TO WARRANTY PLATE DIAGRAM ON PAGE 17

**100% SATISFACTION GUARANTEED**

**BUY IT NOW!**

**Click Here To Order**

PayPal   American Express   Discover   MasterCard   VISA

# 1973/79 TRUCK SERIES 100/500

**GENERAL  
INFORMATION**

## SAFETY STANDARDS CERTIFICATION LABEL - TYPICAL - 1978/

(USED IN ADDITION TO WARRANTY PLATE)

Installed in the following locations:

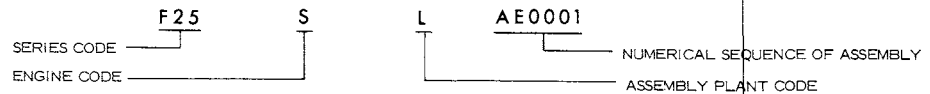
- E-F100/350 . . . . . Latch face of the left front door
- F500 . . . . . Quarter pillar opposite the latch face of the left front door

The Certification Label includes:

- 1. Build date (e.g., 10/77 in upper left hand corner which indicates the month and year in which the unit was built.
- 2. Vehicle Identification Number (first line) consisting of Codes which identify Series, Engine, Assembly Plant and Numerical Sequence of Assembly.
- ONLY ON VEHICLES HAVING BACK-OF-CAB EQUIPMENT INSTALLED AT ASSEMBLY PLANT (PICKUP BOXES, TRACTOR-TRAILER PACKAGE, ETC.)

The codes shown below are listed on pages 20 thru 71

### FIRST LINE (F25SL AE0001) VEHICLE IDENTIFICATION NUMBER



- "10/77" --- Built during October, 1977
- "F25" --- F250 Series
- "S" --- 8 cyl. 400 2/B Engine
- "L" --- Assembled at Michigan Truck Plant
- "AE0001" --- First unit built at Michigan Truck Plant

### 1978

**MFD. BY FORD MOTOR CO. IN U.S.A.**

DATE: 06/77                      GVWR 4132  
GAWR: FRONT 2177              REAR 1971

THIS VEHICLE CONFORMS TO ALL APPLICABLE FEDERAL MOTOR VEHICLE SAFETY STANDARDS IN EFFECT ON THE DATE OF MANUFACTURE SHOWN ABOVE

F25SLAE0001

8S03F400001 TRUCK: 1978 MODEL

VEH. IDENT. NO.	TYPE
COLOR   DSO   BODY   TRIM   SCH. DATE   AXLE   TRANS.   A/C	

### 1979

**MFD. BY FORD MOTOR CO. IN U.S.A.**

DATE: 8/78                      GVWR:

FRONT GAWR: 3050 LB 1383 KG	WITH	REAR GAWR: 5300 LB 2404 KG
F78 - 15B	TIRES	F78 - 15B
15 x 5.5K	RIMS	15 x 5.5K

AT 32 PSI COLD                      AT 32 PSI COLD

THIS VEHICLE CONFORMS TO ALL APPLICABLE FEDERAL MOTOR VEHICLE SAFETY AND BUMPER STANDARDS IN EFFECT ON THE DATE OF MANUFACTURE SHOWN ABOVE.

VEH. IDENT. NO. F25HLD0000	* F0075
TYPE TRUCK	T0738

EXTERIOR PAINT COLORS	DSO
BODY   VH   MLDS   INT. TRIM   A/C   H   S   AX   TR	

VD8AB-8420472-AC

FOR BALANCE OF WARRANTY PLATE INFORMATION REFER TO WARRANTY PLATE DIAGRAM ON PAGE 17

\* F & T (Front & Total reserve load weight) accessory weight which can be added to front and rear axle without general information section page 70 for accessory weight chart for 1979 vehicles.

COPYRIGHT © 1979 FORD MOTOR COMPANY — DEARBORN, MICHIGAN

**NEW ISSUE**

## BUY IT NOW!

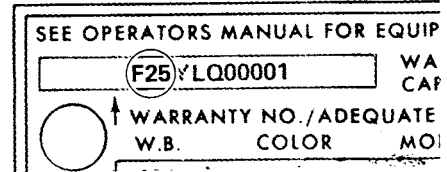
Click Here To Order

**WARRANTY PLATE or CERTIFICATION LABEL**

**SERIES CODES**

THE FIRST 3 DIGITS OF THE WARRANTY OR VEHICLE IDENTIFICATION NUMBER INDICATE THE TRUCK SERIES.

THE FOLLOWING CHART LISTS THESE CODES AND THE TRUCK MODEL WHICH THEY REPRESENT.



WARRANTY PLATE SHOWN  
CERTIFICATION LABEL TYPICAL

CODE	YEAR	DESCRIPTION	G.V.W. RATING	CATALOGED AS -	CODE	YEAR	DESCRIPTION	G.V.W. RATING	CATALOGED AS -
B50	73/77	Bus	●	B500	E37	73/74	Cutaway Cab w/Parcel Delivery Van	●	▲
E01	75/	Club Wagon (5 Pass.)	●	E100		75/	Cutaway Cab	●	E350
E02	75/78	Club Wagon (8 Pass.)	●	E100	E38	73/74	Cutaway Cab w/Parcel Delivery Van	●	▲
E04	75/	Cargo Van	●	E100		75/	Cutaway Cab w/Parcel Delivery Van	●	E350
E05	75/	Window Van	●	E100	F10	73/	2 wheel drive pickup	●	F100--2/W/D
E06	75/	Display Van	●	E100	F11	73/76	4 wheel drive pickup	●	F100--4/W/D
E11	73/74	Club Wagon	●	E100	F14	77/	4 wheel drive pickup	●	F150--4/W/D
	75/	Club Wagon (5 Pass.)	●	E150	F15	75/	Pickup	●	F150
E12	75/78	Club Wagon (8 Pass.)	●	E150	F16	77/	4 wheel drive chassis and cab	●	F150--4/W/D
E14	73/74	Regular Van	●	E100	F17	73/	2 wheel drive chassis and cab	●	F100--2/W/D
	75/	Cargo Van	●	E150	F18	73/76	4 wheel drive chassis and cab	●	F100--4/W/D
E15	73/74	Window Van	●	E100	F19	75/	Chassis and cab	●	F150
	75/	Window Van	●	E150	F25	73/	2 wheel drive pickup	●	F250--2/W/D
E16	73/74	Display Van	●	E100	F26	73/	4 wheel drive pickup	●	F250--4/W/D
	75/	Display Van	●	E150	F27	73/	2 wheel drive chassis and cab	●	F250--2/W/D
E20	78	Club Wagon (11 Pass.)	●	E250	F28	73/	4 wheel drive chassis and cab	●	F250--4/W/D
E21	73/74	Club Wagon	●	E200	F35	73/	Pickup	●	F350
	75/	Club Wagon (5 Pass.)	●	E250	F36	79	Pickup	●	F350--4/W/D
E22	73/74	Custom Club Wagon	●	E200	F37	73/	Chassis and cab	●	F350
	75/78	Club Wagon (8 Pass.)	●	E250	F38	79	Chassis and cab	●	F350--4/W/D
E23	73/74	Chateau Wagon	●	E200	F50	73/77	Chassis and cab	●	F500
	75/78	Club Wagon (12 Pass.)	●	E250	G50	73/77	Parcel delivery chassis	●	D.S.O. Δ
E24	73/74	Regular Van	●	E200	M35	73	Motor home chassis	●	D.S.O. Δ
	75/	Cargo Van	●	E250	M40	73/76	Motor home chassis	●	D.S.O. Δ
E25	73/74	Window Van	●	E200	M45	73/76	Motor home chassis	●	M450
	75/	Window Van	●	E250	M50	73/76	Motor home chassis	●	M500
E26	73/74	Display Van	●	E200	P35	73/76	Parcel delivery chassis	●	P350
	75/	Display Van	●	E250	P40	73/76	Parcel delivery chassis	●	P400
E27	75/78	Cutaway Cab	●	E250	P50	73/77	Parcel delivery chassis	●	P500
E28	75/78	Cutaway Cab w/Parcel Delivery Van	●	E250	S11	77/	Club Wagon (5 Pass.)- Super Cab	●	E150
E30	73/74	Cutaway Cab	●	E300	S12	77/78	Club Wagon (8 Pass.)- Super Cab	●	E150
E31	73/74	Club Wagon	●	E300					
E32	73/74	Custom Club Wagon	●	E300					
E33	73/74	Chateau Wagon	●	E300					
E34	73/74	Regular Van	●	E300					
	75/	Cargo Van	●	E350					
E35	73/74	Window Van	●	E300					
	75/	Window Van	●	E350					
E36	73/74	Display Van	●	E300					
	75/	Display Van	●	E350					

Domestic Special Order - refer to page 12 for complete explanation.

check Model Code (shown on Warranty Plate) against Model Codes beginning on page 23 in this catalog.

WARRANTY PLATE or CERTIFICATION LABEL-cont'd.

SERIES CODES - cont'd.

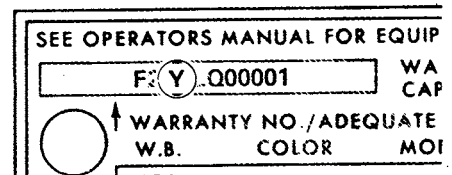
CODE	YEAR	DESCRIPTION	G.V.W. RATING	CATALOGED AS-	CODE	YEAR	DESCRIPTION	G.V.W. RATING	CATALOGED AS-
S14	77/	Cargo Van-Super Cab	•	E150	X10	77/	2 wheel drive pickup-Super Cab	•	F100--2/W/D
S15	77/	Window Van-Super Cab	•	E150	X14	78/	4 wheel drive pickup-Super Cab	•	F150--4/W/D
S16	77/	Display Van-Super Cab	•	E150	X15	77/	2 wheel drive pickup-Super Cab	•	F150--2/W/D
S20	78	Club Wagon (11 Pass.)-Super Cab	•	E250	X16	78/	4 wheel drive chassis and cab-Super Cab	•	F150--4/W/D
S21	77/	Club Wagon (5 Pass.)-Super Cab	•	E250	X17	77/	2 wheel drive chassis and cab-Super Cab	•	F100--2/W/D
S22	77/78	Super Club Wagon-(8 Pass.)	•	E250	X19	77/	2 wheel drive chassis and cab-Super Cab	•	F150--2/W/D
S23	77/78	Super Club Wagon-(12 Pass.)	•	E250	X25	77/	2 wheel drive pickup-Super Cab	•	F250--2/W/D
S24	77/	Cargo Van-Super Van	•	E250	X26	78/	4 wheel drive pickup-Super Cab	•	F250--4/W/D
S25	77/	Window Van-Super Van	•	E250	X27	77/	2 wheel drive chassis and Cab-Super Cab	•	F250--2/W/D
S26	77/	Display Van-Super Van	•	E250	X28	78/	4 wheel drive chassis and cab-Super Cab	•	F250--4/W/D
S29	77/78	Super Club Wagon-(15 Pass.)	•	E250	X35	77/	2 wheel drive pickup-Super Cab	•	F350--2/W/D
S30	78	Super Club Wagon-(11 Pass.)	•	E350	X36	79	4 wheel drive pickup-Super Cab	•	F350--4/W/D
S31	78/	Super Club Wagon-(5 Pass.)	•	E350	X37	77/	2 wheel drive chassis and cab-Super Cab	•	F350--2/W/D
S32	77/78	Super Club Wagon-(8 Pass.)	•	E350	X38	79	4 wheel drive chassis and cab-Super Cab	•	F350--4/W/D
S33	77/78	Super Club Wagon-(12 Pass.)	•	E350					
S34	77/	Cargo Van-Super Van	•	E350					
S35	77/	Window Van-Super Van	•	E350					
S36	77/	Display Van-Super Van	•	E350					
S39	77/78	Super Club Wagon-(15 Pass.)	•	E350					

ENGINE CODES

THE FOURTH DIGIT OF THE WARRANTY OR VEHICLE IDENTIFICATION NUMBER INDICATES BASIC ENGINE IDENTIFICATION.

THE FOLLOWING CHART LISTS THESE CODES AS WELL AS GAS OR DIESEL, NUMBER OF CYLINDERS, CUBIC INCH DISPLACEMENT, TYPE OF CARBURETOR AND WHERE APPLICABLE THE MANUFACTURERS NAME AND MODEL NUMBER.

FOR FURTHER ENGINE IDENTIFICATION REFER TO SECTION 60 IN THIS CATALOG.



WARRANTY PLATE SHOWN  
CERTIFICATION LABEL TYPICAL

CODE	YEAR	G or D	CYL.	C.I.D.	CARB.	TYPE	CODE	YEAR	G or D	CYL.	C.I.D.	CARB.	TYPE
A	73/74	G	6	240	1/B		K	73/76	D	3	159		Detroit 3-53N-D.S.O. Δ
	75/	G	8	460	4/B	7.5 Litre		78/	G	6	300	1/B	Heavy duty 4.9 Litre
B	73/	G	6	300	1/B	4.9 Litre	M	75/76	G	8	390	4/B	
C	73/76	G	8	330	2/B	Medium duty	S	77/	G	8	400	2/B	6.6 Litre
	78	G	6	300	1/B	3x6 Fuel Economy	Y	73/76	G	8	360	2/B	
G	73/	G	8	302	2/B	5.0 Litre	Z						- D.S.O. Δ
H	73/76	G	8	390	2/B	Except E100/350	1	73/76	G	6	240	1/B	Low compression - D.S.O. Δ
	77/	G	8	351	2/B	Except E100/350	4	74	G	8	330	2/B	Low compression - D.S.O. Δ
	75/	G	8	351	2/B	E100/350	5	74	G	8	360	2/B	Low compression - D.S.O. Δ
J	73/	G	8	460	4/B	7.5 Litre							

Δ Domestic Special Order - refer to page 12 for complete explanation

COPYRIGHT © 1979 FORD MOTOR COMPANY -DEARBORN, MICHIGAN

NEW ISSUE

**100% SATISFACTION GUARANTEED**

**BUY IT NOW!**

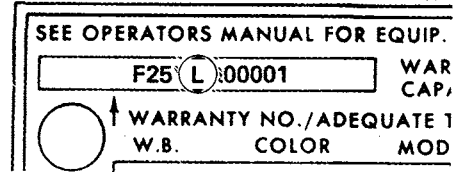
Click Here To Order

PayPal, Discover, MasterCard, VISA

**WARRANTY PLATE or CERTIFICATION LABEL-cont'd.**

**ASSEMBLY PLANT CODES**

THE FIFTH DIGIT OF THE WARRANTY OR VEHICLE IDENTIFICATION NUMBER INDICATES THE PLANT AT WHICH THE VEHICLE WAS ASSEMBLED.  
THE FOLLOWING CHART LISTS THESE CODES AND THE CORRESPONDING ASSEMBLY PLANT.

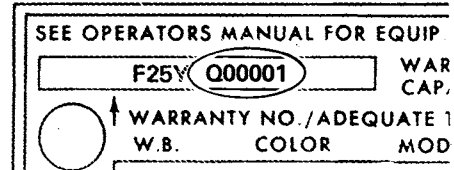


WARRANTY PLATE SHOWN  
CERTIFICATION LABEL TYPICAL

CODE	ASSEMBLY PLANT	CODE	ASSEMBLY PLANT
B	Oakville	N	Norfolk
C	Ontario Truck	P	Twin Cities
E	Mahwah	R	San Jose
H	Lorain	S	Pilot Plant (Allen Park)
I	Highland Park	U	Louisville
K	Kansas City	V	Kentucky Truck
L	Michigan Truck		

**NUMERICAL SEQUENCE OF ASSEMBLY**

A PRODUCTION SERIAL NUMBER SYSTEM IS USED TO IDENTIFY MODEL YEARS.  
THE FOLLOWING CHART LISTS THE SERIAL NUMBER RANGES AND THE MODEL YEAR REPRESENTED DEPENDENT ON THE MODELS LISTED.



WARRANTY PLATE SHOWN  
CERTIFICATION LABEL TYPICAL

FROM SERIAL NUMBER	TO SERIAL NUMBER	MODEL	CATALOGED AS MODEL YEAR
Q00,001	S60,000	All	1973
S60,001	V20,000	All except E100/300	1974
S60,001	W20,000	E100/300	1974
V20,001	X40,000	All except E100/350	1975
W20,001	X60,000	E100/350	1975
A00,001	D25,000	All	1976
Ø00,001	Ø99,999	All	1977
X80,001	Z25,000	All	1977
AE0,001	CK9,999	All	1978
DC0,001	FK9,000	All	1979

**IMPORTANT**

Due to varying production volumes, the exact serial number with which a change becomes effective cannot be determined. When selecting part numbers referenced to serial numbers, the catalog specifications should be used as an aid in selecting the proper part number.

**WARRANTY PLATE or CERTIFICATION LABEL-cont'd.**

**WHEELBASE**

THE ACTUAL WHEELBASE IN INCHES IS SHOWN ON THE RATING OR WARRANTY PLATE.

WARRANTY NO./ADEQUATE		
W.B.	COLOR	MOD
131	MB	F25
7500		
MAX. G.V.W. LBS.		

**COLOR CODES - EXTERIOR PAINT**

THE CODE UNDER "COLOR" INDICATES THE EXTERIOR PAINT COLOR OF THE VEHICLE.

REFER TO THE PAINT SECTION FOR A LISTING OF THESE CODES AND THE PART NUMBER OF THE REQUIRED PAINT.

WARRANTY NO./ADEQUATE		
W.B.	COLOR	MOD
131	MB	F25
7500		
MAX. G.V.W. LBS.		

**MODEL CODES**

THE MODEL CODE INDICATES THE TRUCK SERIES AND THE CORRESPONDING G.V.W. RATING.

THE FOLLOWING CHART LISTS THESE CODES AND THE TRUCK MODEL AND G.V.W. RATING WHICH THEY REPRESENT.

WARRANTY NO./ADEQUATE TIRES RI		
W.B.	COLOR	MODEL
131	MB	F250
7500		
MAX. G.V.W. LBS.		

CODE	YEAR	DESCRIPTION	G.V.W. RATING	CATALOGED AS -
B500	73/76	Bus	14000	B500
B501	73/76	Bus	16000	B500
B502	73/77	Bus	17400	B500
B503	73/77	Bus	19200	B500
E010	75/76	Wagon (5 Pass.)	5600	E100
	77/78	Wagon (5 Pass.)	5500	E100
	79	Wagon (5 Pass.)	5400	E100
E011	75/76	Wagon (5 Pass.)	5900	E100
	77/	Wagon (5 Pass.)	5700	E100
E012	77/	Wagon (5 Pass.)	5900	E100
E013	78	Wagon (5 Pass.)	5700	E100
	79	Wagon (5 Pass.)	5800	E100
E014	79	Wagon (5 Pass.)	6000	E100
E020	75/76	Wagon (8 Pass.)	6000	E100
	77/78	Wagon (8 Pass.)	5900	E100
E021	77/78	Wagon (8 Pass.)	6000	E100
E040	75/76	Cargo Van	5100	E100
	77/78	Cargo Van	5150	E100
	79	Cargo Van	5050	E100

CODE	YEAR	DESCRIPTION	G.V.W. RATING	CATALOGED AS -
E041	75/76	Cargo Van	5250	E100
	77/78	Cargo Van	5750	E100
	79	Cargo Van	5650	E100
E042	75/76	Cargo Van	5700	E100
E043	75/76	Cargo Van	5800	E100
E044	76	Cargo Van	5200	E100
E050	75/76	Window Van	5100	E100
	77/78	Window Van	5150	E100
	79	Window Van	5050	E100
E051	75/76	Window Van	5250	E100
	77/78	Window Van	5750	E100
	79	Window Van	5650	E100
E052	75/76	Window Van	5700	E100
E053	75/76	Window Van	5800	E100
E054	76	Window Van	5200	E100
E060	75/76	Display Van	5100	E100
	77/78	Display Van	5150	E100
	79	Display Van	5050	E100
E061	75/78	Display Van	5250	E100
	77/78	Display Van	5750	E100
	79	Display Van	5650	E100



**BUY IT NOW!**

**Click Here To Order**



## WARRANTY PLATE or CERTIFICATION LABEL-cont'd.

## MODEL CODES

CODE	YEAR	DESCRIPTION	G.V.W. RATING	CATALOGED AS -	CODE	YEAR	DESCRIPTION	G.V.W. RATING	CATALOGED AS -
E062	75/76	Display Van	5700	E100	E151	73/74	Window Van	4600	E100
E063	75/76	Display Van	5800	E100		75	Window Van	6300	E150
E064	76	Display Van	5200	E100		76	Window Van	6200	E150
						78	Window Van	6300	E150
						79	Window Van	6100	E150
E110	73/74	Club Wagon (5 Pass.)	4800	E100	E152	73/74	Window Van	4800	E100
	75	Wagon (5 Pass.)	6050	E150		79	Window Van	6300	E150
	76	Wagon (5 Pass.)	6010	E150					
	77/78	Wagon (5 Pass.)	6200	E150	E160	73/74	Display Van	4325	E100
	79	Wagon (5 Pass.)	6050	E150		75/76	Display Van	6050	E150
E111	73/74	Club Wagon (5 Pass.)	4900	E100		77	Display Van	6150	E150
	75/76	Wagon (5 Pass.)	6300	E150		78	Display Van	6100	E150
	77/78	Wagon (5 Pass.)	6200	E150		79	Display Van	6050	E150
E112	77	Wagon (5 Pass.)	6400	E150	E161	73/74	Display Van	4600	E100
	78	Wagon (5 Pass.)	6400	E150		75	Display Van	6300	E150
	79	Wagon (5 Pass.)	6100	E150		76	Display Van	6200	E150
E113	77	Wagon (5 Pass.)	6600	E150		78	Display Van	6300	E150
	78	Wagon (5 Pass.)	6500	E150		79	Display Van	6100	E150
	79	Wagon (5 Pass.)	6300	E150	E162	73/74	Display Van	4800	E100
E114	79	Wagon (5 Pass.)	6500	E150		79	Display Van	6300	E150
E115	79	Wagon (5 Pass.)	6100	E150					
E116	79	Wagon (5 Pass.)	6300	E150	E200	78	Wagon (11 Pass.)	7600	E250
E117	79	Wagon (5 Pass.)	6500	E150	E201	78	Wagon (11 Pass.)	7900	E250
E118	79	Wagon (5 Pass.)	6300	E150	E202	78	Wagon (11 Pass.)	8100	E250
E119	79	Wagon (5 Pass.)	6500	E150	E203	78	Wagon (11 Pass.)	8500	E250
E11J	79	Wagon (5 Pass.)	6600	E150	E204	78	Wagon (11 Pass.)	8900	E250
E120	75	Wagon (8 Pass.)	6300	E150	E210	73/74	Club Wagon (5 Pass.)	5200	E200
	76	Wagon (8 Pass.)	6350	E150		75	Wagon (5 Pass.)	7100	E250
	77/78	Wagon (8 Pass.)	6300	E150		76	Wagon (5 Pass.)	7000	E250
E121	77/78	Wagon (8 Pass.)	6500	E150		77	Wagon (5 Pass.)	6900	E250
E122	77	Wagon (8 Pass.)	6600	E150		78/	Wagon (5 Pass.)	6800	E250
	78	Wagon (8 Pass.)	6300	E150	E211	73/74	Club Wagon (8 Pass.)	5300	E200
E123	77	Wagon (8 Pass.)	6300	E150		75	Wagon (5 Pass.)	7750	E250
	78	Wagon (8 Pass.)	6500	E150		76	Wagon (5 Pass.)	7675	E250
E124	77	Wagon (8 Pass.)	6500	E150		77/	Wagon (5 Pass.)	7100	E250
	78	Wagon (8 Pass.)	6700	E150					
E125	77/78	Wagon (8 Pass.)	6600	E150	E212	73/74	Club Wagon (5 Pass.)	5400	E200
						75	Wagon (5 Pass.)	8350	E250
E140	73/74	Regular Van	4325	E100		76	Wagon (5 Pass.)	8300	E250
	75/76	Cargo Van	6050	E150		77/	Wagon (5 Pass.)	7800	E250
	77	Cargo Van	6150	E150	E213	73/74	Club Wagon (5 Pass.)	5500	E200
	78	Cargo Van	6100	E150		75	Wagon (5 Pass.)	8550	E250
	79	Cargo Van	6050	E150		76	Wagon (5 Pass.)	8450	E250
E141	73/74	Regular Van	4600	E100		79	Wagon (5 Pass.)	6900	E250
	75	Cargo Van	6300	E150					
	76	Cargo Van	6200	E150	E214	73	Club Wagon (8 Pass.)	5600	E200
	78	Cargo Van	6300	E150		74	Club Wagon (8 Pass.)	5700	E200
	79	Cargo Van	6100	E150		79	Wagon (5 Pass.)	7100	E250
E142	73/74	Regular Van	4800	E100	E215	73	Club Wagon (5 Pass.)	5700	E200
	79	Cargo Van	6300	E150		74	Club Wagon (8 Pass.)	6000	E200
						79	Wagon (5 Pass.)	7300	E250
E150	73/74	Window Van	4325	E100	E216	73	Club Wagon (8 Pass.)	6000	E200
	75/76	Window Van	6050	E150		74	Club Wagon (8 Pass.)	5600	E200
	77	Window Van	6150	E150		79	Wagon (5 Pass.)	7500	E250
	78	Window Van	6100	E150	E217	79	Wagon (5 Pass.)	7700	E250
	79	Window Van	6050	E150					



**BUY IT NOW!**

Click Here To Order



**WARRANTY PLATE or CERTIFICATION LABEL - cont'd.**

**MODEL CODES**

CODE	YEAR	DESCRIPTION	G.V.W. RATING	CATALOGED AS -	CODE	YEAR	DESCRIPTION	G.V.W. RATING	CATALOGED AS -
E218	79	Wagon (5 Pass.)	8200	E250	E235	73	Chateau Wagon (5 Pass.)	5700	E200
E219	79	Wagon (5 Pass.)	7600	E250		74	Chateau Wagon (8 Pass.)	6000	E200
E21J	79	Wagon (5 Pass.)	7900	E250	E236	73	Chateau Wagon (8 Pass.)	6000	E200
E21K	79	Wagon (5 Pass.)	8100	E250					
E21L	79	Wagon (5 Pass.)	8500	E250	E240	73/74	Regular Van	5250	E200
E21M	79	Wagon (5 Pass.)	8900	E250		75	Cargo Van	7000	E250
						76	Cargo Van	6870	E250
E220	75	Wagon (8 Pass.)	7200	E250		77	Cargo Van	6800	E250
	76	Wagon (8 Pass.)	7100	E250		78/	Cargo Van	6750	E250
	77/78	Wagon (8 Pass.)	6900	E250	E241	73/74	Regular Van	5450	E200
E221	75	Wagon (8 Pass.)	7750	E250		75	Cargo Van	7700	E250
	76	Wagon (8 Pass.)	7675	E250		76	Cargo Van	7625	E250
	77/78	Wagon (8 Pass.)	7100	E250		77/78	Cargo Van	7550	E250
E222	75	Wagon (8 Pass.)	8350	E250		79	Cargo Van	7500	E250
	76	Wagon (8 Pass.)	8300	E250	E242	73/74	Regular Van	6000	E200
	77	Wagon (8 Pass.)	7300	E250		75	Cargo Van	8500	E250
	78	Wagon (8 Pass.)	7300	E250		76	Cargo Van	8350	E250
E223	73/74	Custom Club Wagon (5 Pass.)	5500	E200		77	Cargo Van	8300	E250
	75	Wagon (8 Pass.)	8550	E250		78/	Cargo Van	8250	E250
	76	Wagon (8 Pass.)	8450	E250	E243	78	Cargo Van	6750	E250
	77/78	Wagon (8 Pass.)	7500	E250	E244	78	Cargo Van	8250	E250
E224	73	Custom Club Wagon (8 Pass.)	5600	E200					
	74	Custom Club Wagon (5 Pass.)	5700	E200	E250	73/74	Window Van	5250	E200
	77/78	Wagon (8 Pass.)	7700	E250		75	Window Van	7000	E250
E225	73	Custom Club Wagon (5 Pass.)	5700	E200		76	Window Van	6870	E250
	74	Custom Club Wagon (8 Pass.)	6000	E200		77	Window Van	6800	E250
	77/78	Wagon (8 Pass.)	8200	E250		78/	Window Van	6750	E250
E226	73	Custom Club Wagon (8 Pass.)	6000	E200	E251	73/74	Window Van	5450	E200
						75	Window Van	7700	E250
						76	Window Van	7625	E250
						77/78	Window Van	7550	E250
						79	Window Van	7500	E250
E230	75	Wagon (12 Pass.)	7950	E250	E252	73/74	Window Van	6000	E200
	76	Wagon (12 Pass.)	7850	E250		75	Window Van	8500	E250
	77	Wagon (12 Pass.)	7700	E250		76	Window Van	8350	E250
	78	Wagon (12 Pass.)	7600	E250		77	Window Van	8300	E250
E231	75/76	Wagon (12 Pass.)	8500	E250		78/	Window Van	3250	E250
	77/78	Wagon (12 Pass.)	7900	E250	E253	78	Window Van	6750	E250
E232	75/76	Wagon (12 Pass.)	8750	E250	E254	78	Window Van	8250	E250
	77/78	Wagon (12 Pass.)	8100	E250					
E233	73/74	Chateau Wagon (5 Pass.)	5500	E200	E260	73/74	Display Van	5250	E200
	77/78	Wagon (12 Pass.)	8500	E250		75	Display Van	7000	E250
E234	73	Chateau Wagon (8 Pass.)	5600	E200		76	Display Van	6870	E250
	74	Chateau Wagon (5 Pass.)	5700	E200		77	Display Van	6800	E250
	77/78	Wagon (12 Pass.)	8900	E250		78/	Display Van	6750	E250
					E261	73/74	Display Van	5450	E200
						75	Display Van	7700	E250
						76	Display Van	7625	E250
						77/78	Display Van	7550	E250
						79	Display Van	7500	E250

COPYRIGHT © 1979 FORD MOTOR COMPANY — DEARBORN, MICHIGAN

**NEW ISSUE**

**100% SATISFACTION GUARANTEED**

**BUY IT NOW!**

**Click Here To Order**

PayPal American Express Discover MasterCard VISA

## WARRANTY PLATE or CERTIFICATION LABEL - cont'd.

## MODEL CODES

CODE	YEAR	DESCRIPTION	G.V.W. RATING	CATALOGED AS -	CODE	YEAR	DESCRIPTION	G.V.W. RATING	CATALOGED AS -
E262	73/74	Display Van	6000	E200	E333	73/74	Chateau Wagon (5 Pass.)	7600	E300
	75	Display Van	8500	E250	E334	73/74	Chateau Wagon (8 Pass.)	6800	E300
	76	Display Van	8350	E250	E335	73/74	Chateau Wagon (12 Pass.)	6800	E300
	77	Display Van	8300	E250	E336	73/74	Chateau Wagon (12 Pass.)	7600	E300
	78/	Display Van	8250	E250	E337	73/74	Chateau Wagon (8 Pass.)	7800	E300
E263	78	Display Van	6750	E250	E338	73	Chateau Wagon (12 Pass.)	7800	E300
E264	78	Display Van	8250	E250	E339	74	Chateau Wagon (12 Pass.)	7800	E300
E270	75/76	Cutaway Cab	8500	E250	E340	73/74	Regular Van	6050	E300
	77/78	Cutaway Cab	8400	E250		75	Cargo Van	8750	E350
E27W	78	Cutaway Cab- Commercial	7700	E250		76	Cargo Van	8650	E350
E280	75	Cutaway Cab w/Parcel Delivery Van	8500	E250		77	Cargo Van	8600	E350
	76	Cutaway Cab w/Parcel Delivery Van	7850	E250		78/	Cargo Van	8550	E350
	77/78	Cutaway Cab w/Parcel Delivery Van	7700	E250	E341	73/74	Regular Van	6200	E300
E300	73/74	Cutaway Cab	8300	E300		75	Cargo Van	9750	E350
E310	73/74	Club Wagon (5 Pass.)	6500	E300		76	Cargo Van	9600	E350
E311	73/74	Club Wagon (5 Pass.)	6800	E300		77	Cargo Van	9550	E350
E312	73/74	Club Wagon (8 Pass.)	7500	E300		78/	Cargo Van	9500	E350
E313	73/74	Club Wagon (5 Pass.)	7600	E300	E342	73/74	Regular Van	6800	E300
E314	73/74	Club Wagon (8 Pass.)	6800	E300		75	Cargo Van	10000	E350
E315	73/74	Club Wagon (12 Pass.)	6800	E300		76	Cargo Van	9900	E350
E316	73/74	Club Wagon (12 Pass.)	7600	E300		77	Cargo Van	9850	E350
E317	73/74	Club Wagon (8 Pass.)	7800	E300		78/	Cargo Van	9800	E350
E318	73	Club Wagon (12 Pass.)	7800	E300	E343	73/74	Regular Van	7000	E300
	74	Club Wagon (8 Pass.)	6500	E300		78	Cargo Van	8550	E350
E319	74	Club Wagon (12 Pass.)	7800	E300	E344	73/74	Regular Van	7500	E300
E321	73/74	Custom Club Wagon (5 Pass.)	6800	E300		78	Cargo Van	9500	E350
E322	73/74	Custom Club Wagon (8 Pass.)	7500	E300	E345	73/74	Regular Van	7700	E300
E323	73/74	Custom Club Wagon (5 Pass.)	7600	E300		78	Cargo Van	9800	E350
E324	73/74	Custom Club Wagon (8 Pass.)	6800	E300	E346	73/74	Regular Van	8300	E300
E325	73/74	Custom Club Wagon (12 Pass.)	6800	E300	E347	73	Regular Van	7500	E300
E326	73/74	Custom Club Wagon (12 Pass.)	7600	E300	E348	73	Regular Van	7700	E300
E327	73/74	Custom Club Wagon (8 Pass.)	7800	E300	E350	73/74	Window Van	6050	E300
E328	73	Custom Club Wagon (12 Pass.)	7800	E300		75	Window Van	8750	E350
E329	74	Custom Club Wagon (12 Pass.)	7800	E300		76	Window Van	8650	E350
E331	73/74	Chateau Wagon (5 Pass.)	6800	E300		77	Window Van	8600	E350
E332	73/74	Chateau Wagon (8 Pass.)	7500	E300		78/	Window Van	8550	E350
					E351	73/74	Window Van	6200	E300
						75	Window Van	9750	E350
						76	Window Van	9600	E350
						77	Window Van	9550	E350
						78/	Window Van	9500	E350
					E352	73/74	Window Van	6800	E300
						75	Window Van	10000	E350
						76	Window Van	9900	E350
						77	Window Van	9850	E350
						78/	Window Van	9800	E350



**BUY IT NOW!**

Click Here To Order



WARRANTY PLATE or CERTIFICATION LABEL - cont'd.

MODEL CODES

CODE	YEAR	DESCRIPTION	G.V.W. RATING	CATALOGED AS	CODE	YEAR	DESCRIPTION	G.V.W. RATING	CATALOGED AS
E353	73/74	Window Van	7000	E300	E37R	78/	Cutaway Cab-Commercial	8200	D.S.O. Δ
	78	Window Van	8550	E350	E37S	78/	Cutaway Cab-Commercial	9000	D.S.O. Δ
E354	73/74	Window Van	7500	E300	E37T	78/	Cutaway Cab-Commercial	9300	D.S.O. Δ
	78	Window Van	9500	E350	E37U	78/	Cutaway Cab-Commercial	9550	D.S.O. Δ
E355	73/74	Window Van	7700	E300	E37V	78/	Cutaway Cab-Commercial	9800	D.S.O. Δ
	78	Window Van	9800	E350					
E356	73/74	Window Van	8300	E300	E37X	78/	Cutaway Cab-Commercial	8750	E350
E357	73	Window Van	7500	E300	E37Y	78/	Cutaway Cab-Commercial	9700	E350
E358	73	Window Van	7700	E300	E37Z	78/	Cutaway Cab-Commercial	9750	E350
E360	73/74	Display Van	6050	E300	E380	75/	Cutaway Cab w/Parcel Delivery Van	8750	E350
	75	Display Van	8750	E350	E381	73/74	Parcel Delivery Van	8300	▲
	76	Display Van	8650	E350		75/76	Cutaway Cab w/Parcel Delivery Van	11000	E350
	77	Display Van	8600	E350		77	Cutaway Cab w/Parcel Delivery Van	9850	E350
	78/	Display Van	8550	E350		78/	Cutaway Cab w/Parcel Delivery Van	9700	E350
E361	73/74	Display Van	6200	E300	E382	73/74	Parcel Delivery Van	8300	▲
	75	Display Van	9750	E350		75	Cutaway Cab w/Parcel Delivery Van	11000	E350
	76	Display Van	9600	E350		76	Cutaway Cab w/Parcel Delivery Van	10725	E250
	77	Display Van	9550	E350		77/	Cutaway Cab w/Parcel Delivery Van	10000	E350
	78/	Display Van	9500	E350	E383	77/	Cutaway Cab w/Parcel Delivery Van	10500	E350
E362	73/74	Display Van	6800	E300					
	75	Display Van	10000	E350	F100	73	Pickup	4550	F100--2/W/D
	76	Display Van	9900	E350		74	Pickup	4600	F100--2/W/D
	77	Display Van	9850	E350		75	Pickup	4650	F100--2/W/D
	78/	Display Van	9800	E350		76	Pickup	4600	F100--2/W/D
E363	73/74	Display Van	7000	E300		78	Pickup	4900	F100--2/W/D
	78	Display Van	8550	E350	F101	73	Pickup	4650	F100--2/W/D
E364	73/74	Display Van	7500	E300		74/75	Pickup	4700	F100--2/W/D
	78	Display Van	9500	E350		76	Pickup	4800	F100--2/W/D
E365	73/74	Display Van	7700	E300		77	Pickup	4700	F100--2/W/D
	78	Display Van	9800	E350		78/	Pickup	4800	F100--2/W/D
E366	73/74	Display Van	8300	E300	F102	73/74	Pickup	4800	F100--2/W/D
E367	73	Display Van	7500	E300		75/76	Pickup	4850	F100--2/W/D
E368	73	Display Van	7700	E300	F103	73	Pickup	5000	F100--2/W/D
						74	Pickup	4850	F100--2/W/D
E370	75/77	Cutaway Cab	8750	E350		75	Pickup	5200	F100--2/W/D
	78/	Cutaway Cab	8700	E350		76/77	Pickup	4900	F100--2/W/D
E371	73/74	Parcel Delivery Van	8300	▲	F104	73	Pickup	5450	F100--2/W/D
	75/76	Cutaway Cab	9750	E350		74/75	Pickup	5000	F100--2/W/D
	77/	Cutaway Cab	9650	E350		76	Pickup	4950	F100--2/W/D
E372	73/74	Parcel Delivery Van	8300	▲					
	75/	Cutaway Cab	8750	E350					
E373	75/76	Cutaway Cab	11000	E350					
	77	Cutaway Cab	10000	E350					
E374	75/77	Cutaway Cab	11000	E350					
	79	Cutaway Cab	10100	E350					
E375	78/	Cutaway Cab	11000	E350					
E376	78/	Cutaway Cab	10250	E350					
E37P	79	Cutaway Cab-Commercial	8650	D.S.O. Δ					
E37Q	79	Cutaway Cab-Commercial	9600	D.S.O. Δ					

▲ Refer to PDV Section at the end of this catalog.

Refer to page 12 for a complete explanation.

COPYRIGHT © 1979 FORD MOTOR COMPANY -DEARBORN, MICHIGAN

NEW ISSUE



**BUY IT NOW!**

Click Here To Order



**WARRANTY PLATE or CERTIFICATION LABEL - cont'd.**

**MODEL CODES**

CODE	YEAR	DESCRIPTION	G.V.W. RATING	CATALOGED AS -	CODE	YEAR	DESCRIPTION	G.V.W. RATING	CATALOGED AS -	
F105	73	Pickup	5500	F100--2/W/D	F170	73	Chassis and cab	4550	F100--2/W/D	
	74/77	Pickup	5100	F100--2/W/D		74	Chassis and cab	4600	F100--2/W/D	
F106	73	Pickup	5500	F100--2/W/D	75	Chassis and cab	4650	F100--2/W/D		
	74/76	Pickup	5350	F100--2/W/D	76	Chassis and cab	4600	F100--2/W/D		
	77	Pickup	5250	F100--2/W/D	78	Chassis and cab	4900	F100--2/W/D		
	78	Pickup	5400	F100--2/W/D	F171	73	Chassis and cab	4650	F100--2/W/D	
79	Pickup	5300	F100--2/W/D	74/75		Chassis and cab	4700	F100--2/W/D		
F107	74/76	Pickup	5500	F100--2/W/D		76	Chassis and cab	4800	F100--2/W/D	
	77	Pickup	5400	F100--2/W/D		77	Chassis and cab	4700	F100--2/W/D	
	78	Pickup	5600	F100--2/W/D	78/	Chassis and cab	4800	F100--2/W/D		
	79	Pickup	5500	F100--2/W/D						
F108	74	Pickup	5500	F100--2/W/D	F172	73/74	Chassis and cab	4800	F100--2/W/D	
	75	Pickup	5700	F100--2/W/D		75/76	Chassis and cab	4850	F100--2/W/D	
	76	Pickup	5550	F100--2/W/D	F173	73	Chassis and cab	5000	F100--2/W/D	
F109	76	Pickup	5700	F100--2/W/D		74	Chassis and cab	4850	F100--2/W/D	
						75	Chassis and cab	5200	F100--2/W/D	
F10N	76	Pickup	5200	F100--2/W/D	76/77	Chassis and cab	4900	F100--2/W/D		
	78/	Pickup	5200	F100--2/W/D	F174	73	Chassis and cab	5450	F100--2/W/D	
				74/75		Chassis and cab	5000	F100--2/W/D		
				76		Chassis and cab	4950	F100--2/W/D		
F110	73	Pickup	5300	F100--4/W/D	F175	73	Chassis and cab	5500	F100--2/W/D	
	74/75	Pickup	5250	F100--4/W/D		74/77	Chassis and cab	5100	F100--2/W/D	
	76	Pickup	5350	F100--4/W/D						
F111	73	Pickup	5600	F100--4/W/D	F176	73	Chassis and cab	5500	F100--2/W/D	
	74	Pickup	5300	F100--4/W/D		74/76	Chassis and cab	5350	F100--2/W/D	
	75	Pickup	5350	F100--4/W/D		77	Chassis and cab	5250	F100--2/W/D	
	76	Pickup	5550	F100--4/W/D		78	Chassis and cab	5400	F100--2/W/D	
F112	73	Pickup	5300	F100--4/W/D	79	Chassis and cab	5300	F100--2/W/D		
	74/75	Pickup	5600	F100--4/W/D	F177	74	Chassis and cab	4900	F100--2/W/D	
	76	Pickup	5700	F100--4/W/D		75/76	Chassis and cab	5500	F100--2/W/D	
				77		Chassis and cab	5400	F100--2/W/D		
F113	73	Pickup	5600	F100--4/W/D		78	Chassis and cab	5600	F100--2/W/D	
	75	Pickup	5700	F100--4/W/D	79	Chassis and cab	5500	F100--2/W/D		
F140	76/	Pickup	6050	F150--4/W/D	F178	74	Chassis and cab	4900	F100--2/W/D	
F141	76	Pickup	6200	F150--4/W/D		75	Chassis and cab	5700	F100--2/W/D	
	77	Pickup	6150	F150--4/W/D		76	Chassis and cab	5550	F100--2/W/D	
	78/	Pickup	6300	F150--4/W/D	F179	76	Chassis and cab	5700	F100--2/W/D	
F142	76	Pickup	6300	F150--4/W/D						
	78/	Pickup	6500	F150--4/W/D	F17N	76	Chassis and cab	5200	F100--4/W/D	
F143	76	Pickup	6400	F150--4/W/D		78/	Chassis and cab	5200	F100--4/W/D	
	77	Pickup	6350	F150--4/W/D						
F150	75/	Pickup	6050	F150--2/W/D	F180	73	Chassis and cab	5300	F100--4/W/D	
F151	76	Pickup	6200	F150--2/W/D		74/75	Chassis and cab	5250	F100--4/W/D	
	78/	Pickup	6150	F150--2/W/D		76	Chassis and cab	5350	F100--4/W/D	
F160	76/	Chassis and cab	6050	F150--4/W/D	F181	73	Chassis and cab	5600	F100--4/W/D	
	F161	76	Chassis and cab	6200		F150--4/W/D	74	Chassis and cab	5300	F100--4/W/D
		77	Chassis and cab	6150		F150--4/W/D	75	Chassis and cab	5350	F100--4/W/D
		78/	Chassis and cab	6300	F150--4/W/D	76	Chassis and cab	5550	F100--4/W/D	
F162	76	Chassis and cab	6300	F150--4/W/D	F182	73	Chassis and cab	5300	F100--4/W/D	
	79	Chassis and cab	6500	F150--4/W/D		74/75	Chassis and cab	5600	F100--4/W/D	
F163	76	Chassis and cab	6400	F150--4/W/D	76	Chassis and cab	5700	F100--4/W/D		
	77	Chassis and cab	6350	F150--4/W/D	F183	73	Chassis and cab	5600	F100--4/W/D	
	78	Chassis and cab	6500	F150--4/W/D						
					F190	75/	Chassis and cab	6050	F100--4/W/D	
					F191	76	Chassis and cab	6200	F150--2/W/D	
				78/		Chassis and cab	6150	F150--2/W/D		



**BUY IT NOW!**

**Click Here To Order**



**WARRANTY PLATE or CERTIFICATION LABEL - cont'd.**

**MODEL CODES**

CODE	YEAR	DESCRIPTION	G.V.W. RATING	CATALOGED AS -	CODE	YEAR	DESCRIPTION	G.V.W. RATING	CATALOGED AS -
F250	73/	Pickup	6200	F250--2/W/D	F277	75	Chassis and cab	6600	F250--2/W/D
F251	73/76	Pickup	6900	F250--2/W/D		76	Chassis and cab	7100	F250--2/W/D
	77/78	Pickup	6800	F250--2/W/D	F278	76	Chassis and cab	7650	F250--2/W/D
	79	Pickup	6900	F250--2/W/D	F279	76	Chassis and cab	8100	F250--2/W/D
F252	73/75	Pickup	7500	F250--2/W/D					
	76	Pickup	7800	F250--2/W/D	F280	73/75	Chassis and cab	6500	F250--4/W/D
	77/	Pickup	7700	F250--2/W/D		76	Chassis and cab	6850	F250--4/W/D
F253	73/75	Pickup	8100	F250--2/W/D		77	Chassis and cab	6750	F250--4/W/D
	76	Pickup	8000	F250--2/W/D	F281	73/75	Chassis and cab	7100	F250--4/W/D
	77/	Pickup	7900	F250--2/W/D		76	Chassis and cab	7600	F250--4/W/D
F254	73	Pickup	8300	F250--2/W/D		77	Chassis and cab	7500	F250--4/W/D
	76	Pickup	6350	F250--2/W/D	F282	73/77	Chassis and cab	7700	F250--4/W/D
F255	73/74	Pickup	7500	F250--2/W/D	F283	73/75	Chassis and cab	7100	F250--4/W/D
	75	Pickup	7800	F250--2/W/D		78/	Chassis and cab	6700	F250--4/W/D
	76	Pickup	6600	F250--2/W/D	F284	73/75	Chassis and cab	7700	F250--4/W/D
F256	73/74	Pickup	8100	F250--2/W/D		78	Chassis and cab	7300	F250--4/W/D
	75	Pickup	6350	F250--2/W/D		79	Chassis and cab	7400	F250--4/W/D
	76	Pickup	6850	F250--2/W/D	F285	78/	Chassis and cab	8100	F250--4/W/D
F257	75	Pickup	6600	F250--2/W/D	F286	78/	Chassis and cab	8400	F250--4/W/D
	76	Pickup	7100	F250--2/W/D					
F258	76	Pickup	7650	F250--2/W/D					
F259	76	Pickup	8100	F250--2/W/D					
					F350	73	Pickup	6000	F350
F260	73/75	Pickup	6500	F250--4/W/D		75	Pickup	6600	F350
	76	Pickup	6850	F250--4/W/D		76	Pickup	6700	F350--2/W/D
	77	Pickup	6750	F250--4/W/D	F351	73	Pickup	8000	F350
	78	Chassis and cab	5600	F100--2/W/D		75	Pickup	8000	F350
F261	73/75	Pickup	7100	F250--4/W/D		76	Pickup	6850	F350--2/W/D
	76	Pickup	7600	F250--4/W/D		77/78	Pickup	6750	F350--2/W/D
	77	Pickup	7500	F250--4/W/D		79	Pickup	8800	F350--2/W/D
F262	73/77	Pickup	7700	F250--4/W/D	F352	73	Pickup	8300	F350
F263	73/75	Pickup	7100	F250--4/W/D		76	Pickup	8050	F350--2/W/D
	78/	Pickup	6700	F250--4/W/D	F353	73	Pickup	9000	F350
F264	73/75	Pickup	7700	F250--4/W/D		74/75	Pickup	8350	F350
	78	Pickup	7300	F250--4/W/D		76	Pickup	8300	F350--2/W/D
	79	Pickup	7400	F250--4/W/D		77/78	Pickup	8200	F350--2/W/D
F265	78/	Pickup	8100	F250--4/W/D	F354	73	Pickup	10000	F350
F266	78/	Pickup	8400	F250--4/W/D		74/75	Pickup (single rear wheels)	9000	F350
						76	Pickup	8400	F350--2/W/D
F270	73/	Chassis and cab	6200	F250--2/W/D		77/78	Pickup	8300	F350--2/W/D
F271	73/76	Chassis and cab	6900	F250--2/W/D	F355	73	Pickup	8350	F350
	77/78	Chassis and cab	6800	F250--2/W/D		74	Pickup (dual rear wheels)	9000	F350
	79	Chassis and cab	6900	F250--2/W/D		76	Pickup	8600	F350--2/W/D
F272	73/75	Chassis and cab	7500	F250--2/W/D	F356	73	Pickup	9500	F350
	76	Chassis and cab	7800	F250--2/W/D		74/75	Pickup (single rear wheels)	10000	F350
	77/	Chassis and cab	7700	F250--2/W/D		76	Pickup	9000	F350--2/W/D
F273	73/75	Chassis and cab	8100	F250--2/W/D		77/	Pickup	8900	F350--2/W/D
	76	Chassis and cab	8000	F250--2/W/D	F357	73	Pickup	9000	F350
	77/	Chassis and cab	7900	F250--2/W/D		74	Pickup (dual rear wheels)	10000	F350
F274	73	Chassis and cab	8300	F250--2/W/D		76	Pickup	9500	F350--2/W/D
	76	Chassis and cab	6350	F250--2/W/D	F358	73	Pickup	9500	F350
F275	73/74	Chassis and cab	7500	F250--2/W/D		75	Pickup	9300	F350
	75	Chassis and cab	7800	F250--2/W/D		76	Pickup	10000	F350--2/W/D
	76	Chassis and cab	6600	F250--2/W/D		77/	Pickup	9900	F350--2/W/D
F276	73/74	Chassis and cab	8100	F250--2/W/D					
	75	Chassis and cab	6350	F250--2/W/D					
	76	Chassis and cab	6850	F250--2/W/D					

COPYRIGHT © 1979 FORD MOTOR COMPANY —DEARBORN, MICHIGAN

**NEW ISSUE**



**BUY IT NOW!**

**Click Here To Order**



**WARRANTY PLATE or CERTIFICATION LABEL - cont'd.**

**MODEL CODES**

CODE	YEAR	DESCRIPTION	G.V.W. RATING	CATALOGED AS -	CODE	YEAR	DESCRIPTION	G.V.W. RATING	CATALOGED AS -		
F359	73	Pickup	10000	F350	F380	79	Chassis and cab	8550	F350--4/W/D		
	76	Pickup	9350	F350--2/W/D		F500	73/77	Chassis and cab	14000	F500	
	78/	Pickup	9900	F350--2/W/D			F501	73/77	Chassis and cab	16000	F500
F35P	79	Pickup	9100	F350--2/W/D	F502		73/77	Chassis and cab	17400	F500	
F360	79	Pickup	8550	F350--4/W/D	F503	73/77	Chassis and cab	19200	F500		
F370	73/75	Chassis and cab	6600	F350	G504	73/77	Parcel delivery chassis	12000	D.S.O. Δ		
	76	Chassis and cab	6700	F350--2/W/D	G506	73/77	Parcel delivery chassis	15000	D.S.O. Δ		
	77/78	Chassis and cab	6600	F350--2/W/D	M400	74	Motor home chassis	10000	D.S.O. Δ		
	79	Chassis and cab	8600	F350--2/W/D		M402	74	Motor home chassis	8000	D.S.O. Δ	
F371	73/75	Chassis and cab	8000	F350		M450	73/76	Motor home chassis	11000	M450	
	76	Chassis and cab	6850	F350--2/W/D	M502	73/76	Motor home chassis	12000	M500		
	77/78	Chassis and cab	6750	F350--2/W/D	M504	73/76	Motor home chassis	15000	M500		
	79	Chassis and cab	8800	F350--2/W/D	M505	73/76	Motor home chassis	12800	M500		
	79	Chassis and cab	8900	F350--2/W/D	P350	73/76	Parcel delivery chassis	8000	P350		
F372	73/75	Chassis and cab	8300	F350		P351	73/76	Parcel delivery chassis	6100	P350	
	76	Chassis and cab	8050	F350--2/W/D		P352	73/76	Parcel delivery chassis	6500	P350	
	77/78	Chassis and cab	8000	F350--2/W/D		P353	73/76	Parcel delivery chassis	8000	P350	
	79	Chassis and cab	9000	F350--2/W/D	P400	73/76	Parcel delivery chassis	10000	P400		
F373	73	Chassis and cab	9000	F350		P401	73/76	Parcel delivery chassis	7400	P400	
	74	Chassis and cab	8350	F350		P402	73/76	Parcel delivery chassis	8000	P400	
	76	Chassis and cab	8300	F350--2/W/D		P403	73/76	Parcel delivery chassis	7000	P400	
	77/78	Chassis and cab	8200	F350--2/W/D	P500	73/77	Parcel delivery chassis	15000	P500		
F374	73	Chassis and cab	10000	F350		P501	73/77	Parcel delivery chassis	10100	P500	
	74	Chassis and cab (single rear wheels)	9000	F350		P502	73	Parcel delivery chassis	15000	P500	
	76	Chassis and cab	8400	F350--2/W/D			74	Parcel delivery chassis	15000	D.S.O. Δ	
	77/78	Chassis and cab	8300	F350--2/W/D	P503	73/77	Parcel delivery chassis	12000	P500		
F375	73	Chassis and cab	8350	F350	P505	73	Parcel delivery chassis	17000	P500		
	75	Chassis and cab (dual rear wheels)	9000	F350		74	Parcel delivery chassis	17000	D.S.O. Δ		
	76	Chassis and cab	8600	F350--2/W/D	S110	78/	Super Wagon (5 Pass.)	6025	E150		
	77/78	Chassis and cab	8500	F350--2/W/D		S111	78/	Super Wagon (5 Pass.)	6200	E150	
	F376	73	Chassis and cab	9500		F350	S112	78/	Super Wagon (5 Pass.)	6400	E150
74/75		Chassis and cab (single rear wheels)	10000	F350		S113	78/	Super Wagon (5 Pass.)	6600	E150	
F377	76	Chassis and cab	9000	F350--2/W/D	S114	78	Super Wagon (5 Pass.)	6800	E150		
	78/	Chassis and cab	8900	F350--2/W/D		79	Super Wagon (5 Pass.)	6200	E150		
	79	Chassis and cab	9000	F350	S115	79	Super Wagon (5 Pass.)	6400	E150		
F378	74/75	Chassis and cab (dual rear wheels)	10000	F350	S116	79	Super Wagon (5 Pass.)	6600	E150		
	76/	Chassis and cab	9500	F350--2/W/D	S120	78	Super Wagon (8 Pass.)	6200	E150		
	F379	73	Chassis and cab	10000		F350	S121	78	Super Wagon (8 Pass.)	6400	E150
		75	Chassis and cab	6700		F350	S122	78	Super Wagon (8 Pass.)	6600	E150
76	Chassis and cab	9350	F350--2/W/D	S123		78	Super Wagon (8 Pass.)	6800	E150		
F37N	78	Chassis and cab	10250	F350--2/W/D	S140	78/	Super Cargo Van	6050	E150		
	F37P	78	Chassis and cab	9100	F350--2/W/D	S150	78/	Super Window Van	6050	E150	
		79	Chassis and cab	8800	F350--2/W/D	S160	78/	Super Display Van	6050	E150	
		79	Chassis and cab	9100	F350--2/W/D						

Go to page 12 for a complete explanation.



**BUY IT NOW!**

**Click Here To Order**



**1973/79  
TRUCK SERIES 100/500**

**GENERAL  
INFORMATION**

**WARRANTY PLATE or CERTIFICATION LABEL - cont'd.**

**MODEL CODES**

CODE	YEAR	DESCRIPTION	G.V.W. RATING	CATALOGED AS-	CODE	YEAR	DESCRIPTION	G.V.W. RATING	CATALOGED AS-
S200	78	Super Wagon (11 Pass.)	7600	E250	S290	78	Super Wagon (15 Pass.)	7700	E250
S201	78	Super Wagon (11 Pass.)	7800	E250	S291	78	Super Wagon (15 Pass.)	7900	E250
S202	78	Super Wagon (11 Pass.)	8000	E250	S292	78	Super Wagon (15 Pass.)	8100	E250
S203	78	Super Wagon (11 Pass.)	8300	E250	S293	78	Super Wagon (15 Pass.)	8200	E250
S204	78	Super Wagon (11 Pass.)	8500	E250	S294	78	Super Wagon (15 Pass.)	8300	E250
					S295	78	Super Wagon (15 Pass.)	8400	E250
S210	78	Super Wagon (5 Pass.)	7000	E250					
	79	Super Wagon (5 Pass.)	6900	E250	S300	78	Super Wagon (11 Pass.)	8000	E350
S211	78/	Super Wagon (5 Pass.)	7200	E250	S301	78	Super Wagon (11 Pass.)	8300	E350
S212	78/	Super Wagon (5 Pass.)	7400	E250	S302	78	Super Wagon (11 Pass.)	8700	E350
S213	78/	Super Wagon (5 Pass.)	7700	E250	S303	78	Super Wagon (11 Pass.)	8900	E350
S214	78/	Super Wagon (5 Pass.)	8000	E250	S304	78	Super Wagon (11 Pass.)	9300	E350
S215	79	Super Wagon (5 Pass.)	6900	E250					
S216	79	Super Wagon (5 Pass.)	7200	E250	S310	78	Super Wagon (5 Pass.)	7900	E350
S217	79	Super Wagon (5 Pass.)	7400	E250		79	Super Wagon (5 Pass.)	8600	E350
S218	79	Super Wagon (5 Pass.)	7700	E250	S311	78	Super Wagon (5 Pass.)	8200	E350
S219	79	Super Wagon (5 Pass.)	8000	E250		79	Super Wagon (5 Pass.)	8800	E350
					S312	78/	Super Wagon (5 Pass.)	8600	E350
S21J	79	Super Wagon (5 Pass.)	8300	E250	S313	78	Super Wagon (5 Pass.)	9100	E350
S21K	79	Super Wagon (5 Pass.)	7600	E250		79	Super Wagon (5 Pass.)	8800	E350
S21L	79	Super Wagon (5 Pass.)	7800	E250	S314	78	Super Wagon (5 Pass.)	8800	E350
S21M	79	Super Wagon (5 Pass.)	8000	E250		79	Super Wagon (5 Pass.)	9000	E350
S21N	79	Super Wagon (5 Pass.)	8300	E250	S315	79	Super Wagon (5 Pass.)	8700	E350
S21P	79	Super Wagon (5 Pass.)	8500	E250	S316	79	Super Wagon (5 Pass.)	8900	E350
S21Q	79	Super Wagon (5 Pass.)	7700	E250	S317	79	Super Wagon (5 Pass.)	9200	E350
S21R	79	Super Wagon (5 Pass.)	7900	E250	S318	79	Super Wagon (5 Pass.)	8700	E350
S21S	79	Super Wagon (5 Pass.)	8100	E250	S319	79	Super Wagon (5 Pass.)	8900	E350
S21T	79	Super Wagon (5 Pass.)	8200	E250					
S21U	79	Super Wagon (5 Pass.)	8300	E250	S31J	79	Super Wagon (5 Pass.)	9200	E350
S21V	79	Super Wagon (5 Pass.)	8400	E250	S31K	79	Super Wagon (5 Pass.)	9400	E350
S220	78	Super Wagon (8 Pass.)	6900	E250	S320	78	Super Wagon (8 Pass.)	7900	E350
S221	78	Super Wagon (8 Pass.)	7200	E250	S321	78	Super Wagon (8 Pass.)	8100	E350
S222	78	Super Wagon (8 Pass.)	7400	E250	S322	78	Super Wagon (8 Pass.)	8400	E350
S223	78	Super Wagon (8 Pass.)	7700	E250	S323	78	Super Wagon (8 Pass.)	8600	E350
S224	78	Super Wagon (8 Pass.)	8000	E250	S324	78	Super Wagon (8 Pass.)	8800	E350
S225	78	Super Wagon (8 Pass.)	8300	E250					
					S330	78	Super Wagon (12 Pass.)	8000	E350
S230	78	Super Wagon (12 Pass.)	7600	E250	S331	78	Super Wagon (12 Pass.)	8300	E350
S231	78	Super Wagon (12 Pass.)	7800	E250	S332	78	Super Wagon (12 Pass.)	8700	E350
S232	78	Super Wagon (12 Pass.)	8000	E250	S333	78	Super Wagon (12 Pass.)	8900	E350
S233	78	Super Wagon (12 Pass.)	8300	E250	S334	78	Super Wagon (12 Pass.)	9300	E350
S234	78	Super Wagon (12 Pass.)	8500	E250					
					S340	78	Super Cargo Van	8100	E350
S240	78/	Super Cargo Van	6500	E250		79	Super Cargo Van	9000	E350
S241	78/	Super Cargo Van	7100	E250	S341	78	Super Cargo Van	9100	E350
S242	78/	Super Cargo Van	7900	E250		79	Super Cargo Van	9400	E350
					S342	78	Super Cargo Van	9400	E350
S250	78/	Super Window Van	6500	E250					
S251	78/	Super Window Van	7100	E250	S350	78	Super Window Van	8100	E350
S252	78/	Super Window Van	7900	E250		79	Super Window Van	9000	E350
					S351	78	Super Window Van	9100	E350
S260	78/	Super Display Van	6500	E250		79	Super Window Van	9400	E350
S261	78/	Super Display Van	7100	E250	S352	78	Super Window Van	9400	E350
S262	78/	Super Display Van	7900	E250					

Copyright © 1979 - FORD MOTOR COMPANY

-DEARBORN, MICHIGAN

**NEW ISSUE**



**BUY IT NOW!**

**Click Here To Order**



WARRANTY PLATE or CERTIFICATION LABEL-cont'd.

MODEL CODES

CODE	YEAR	DESCRIPTION	G.V.W. RATING	CATALOGED AS-	CODE	YEAR	DESCRIPTION	G.V.W. RATING	CATALOGED AS-
S360	78	Super Display Van	8100	E350	X251	77/	Pickup-Super Cab	6800	F250--2/W/D
	79	Super Display Van	9000	E350	X254	77/	Pickup-Super Cab	6300	F250--2/W/D
S361	78	Super Display Van	9100	E350	X255	77/	Pickup-Super Cab	6550	F250--2/W/D
	79	Super Display Van	9400	E350	X256	77/	Pickup-Super Cab	7800	F250--2/W/D
S362	78	Super Display Van	9400	E350	X257	77/	Pickup-Super Cab	7050	F250--2/W/D
					X258	77/	Pickup-Super Cab	7600	F250--2/W/D
S390	78	Super Wagon (15 Pass.)	8500	E350	X259	77/	Pickup-Super Cab	8100	F250--2/W/D
S391	78	Super Wagon (15 Pass.)	8700	E350	X25N	77/	Pickup-Super Cab	7500	F250--2/W/D
S392	78	Super Wagon (15 Pass.)	8900	E350					
S393	78	Super Wagon (15 Pass.)	9400	E350	X260	78/	Pickup-Super Cab	7100	F250--4/W/D
					X261	78	Pickup-Super Cab	7600	F250--4/W/D
X108	77	Pickup-Super Cab	5500	F100--2/W/D		79	Pickup-Super Cab	7800	F250--4/W/D
	78	Pickup-Super Cab	5700	F100--2/W/D	X262	78	Pickup-Super Cab	8500	F250--4/W/D
	79	Pickup-Super Cab	5600	F100--2/W/D		79	Pickup-Super Cab	8400	F250--4/W/D
X109	77	Pickup-Super Cab	5650	F100--2/W/D					
	78/	Pickup Super Cab	5800	F100--2/W/D	X271	77/	Chassis and cab-Super Cab	6800	F250--2/W/D
X10N	77/	Pickup-Super Cab	5200	F100--2/W/D	X274	77/	Chassis and cab-Super Cab	6300	F250--2/W/D
X143	78/	Pickup-Super Cab	6400	F150--4/W/D	X275	77/	Chassis and cab-Super Cab	6550	F250--2/W/D
X150	77/	Pickup-Super Cab	6050	F150--2/W/D	X276	77/	Chassis and cab-Super Cab	7800	F250--2/W/D
	78	Pickup	6050	F250--2/W/D	X277	77/	Chassis and cab-Super Cab	7050	F250--2/W/D
X152	78/	Pickup-Super Cab	6200	F150--2/W/D	X278	77/	Chassis and cab-Super Cab	7600	F250--2/W/D
	78	Pickup	6200	F250--2/W/D	X279	77/	Chassis and cab-Super Cab	8100	F250--2/W/D
X153	78/	Pickup-Super Cab	6400	F150--2/W/D	X27N	77/	Chassis and cab-Super Cab	7500	F250--2/W/D
X163	78/	Chassis and cab-Super Cab	6400	F150--4/W/D					
X178	77	Chassis and cab-Super Cab	5500	F100--2/W/D	X280	78/	Chassis and cab-Super Cab	7100	F250--4/W/D
	78	Chassis and cab-Super Cab	5700	F100--2/W/D	X281	78	Chassis and cab-Super Cab	7600	F250--4/W/D
	79	Chassis and cab-Super Cab	5600	F100--2/W/D		79	Chassis and cab-Super Cab	7800	F250--4/W/D
X179	77	Chassis and cab-Super Cab	5650	F100--2/W/D	X282	78	Chassis and cab-Super Cab	8500	F250--4/W/D
	78/	Chassis and cab-Super Cab	5800	F100--2/W/D		79	Chassis and cab-Super Cab	8400	F250--4/W/D
X17N	77/	Chassis and cab-Super Cab	5200	F100--2/W/D					
X190	77/	Chassis and cab-Super Cab	6050	F150--2/W/D	X351	79	Pickup-Super Cab	8600	F350--4/W/D
	78	Chassis and cab	6050	F250--2/W/D	X359	77	Pickup-Super Cab	9250	F350--2/W/D
X192	78/	Chassis and cab-Super Cab	6200	F150--2/W/D		78/	Pickup-Super Cab	9200	F350--4/W/D
	78	Chassis and cab	6200	F250--2/W/D	X371	79	Chassis and cab-Super Cab	8600	F350--4/W/D
X193	78/	Chassis and Cab-Super Cab	6400	F150--2/W/D	X379	77	Chassis and cab-Super Cab	9250	F350--2/W/D
						78/	Chassis and cab-Super Cab	9200	F350--4/W/D



**BUY IT NOW!**

Click Here To Order 






**WARRANTY PLATE or CERTIFICATION LABEL-cont'd.**

**TRIM CODES**

THE FIRST TWO DIGITS OF THE BODY CODE IDENTIFY THE COLOR AND TYPE OF MATERIALS USED IN THE INTERIOR UPHOLSTERY.

REFER TO THE APPROPRIATE SOFT TRIM SECTION FOR A LISTING OF THESE CODES AND THE COLOR AND TYPE OF MATERIALS USED IN THE INTERIOR UPHOLSTERY.

TIRES REQ'D FOR AXLE LOADINGS			
DEL.	BODY	TRANS.	AXLE
50	K3	G	38J
			48
			D.S.O.

**BODY TYPE CODES**

THE FIRST DIGIT OF THE BODY TYPE CODE IDENTIFIES THE TYPE OF CAB.

THE LAST DIGIT OF THE BODY TYPE CODE IDENTIFIES THE TYPE OF BACK-OF-CAB EQUIPMENT.

USE THE BODY TYPE CODE IN CONJUNCTION WITH MODEL CODES SHOWN TO DETERMINE THE EXACT BODY TYPE OF THE UNIT.

THESE CODES AND THE CORRESPONDING BODY TYPE INFORMATION ARE LISTED AT THE BOTTOM OF THIS PAGE AND THE PAGES WHICH FOLLOW.

TIRES REQ'D FOR AXLE LOADINGS			
DEL.	BODY	TRANS.	AXLE
	K4	G	38J
			48
			D.S.O.

**E100/300 (1973/74)**

To determine Econoline Body Types you must know the body code as well as the model code. For example, Body code "1" and Series Code "E14" is cataloged as Body Type "89A".

and

Body code "34" and Series Code "E22" is cataloged as Body Type "82B".

The following chart lists the various combinations available and the equivalent body type code.

BODY CODE	SERIES CODE	DESCRIPTION	CATALOGED AS -	
			SERIES	BODY TYPE
B	E14	Display Van (Custom)	E100	89D
	E14	Regular Van (Custom)	E100	89B
	E15	Window Van (Custom)	E100	89F
	E24	Display Van (Custom)	E200	89D
	E24	Regular Van (Custom)	E200	89B
	E25	Window Van (Custom)	E200	89F
	E30	Cutaway Cab	E300	†C/C
	E34	Display Van (Custom)	E300	89D
	E34	Regular Van (Custom)	E300	89B
	E35	Window Van (Custom)	E300	89F
B1	E30	Cutaway Cab	E300	†C/C
B2	E30	Cutaway Cab	E300	†C/C



**BUY IT NOW!**

**Click Here To Order**



**WARRANTY PLATE or CERTIFICATION LABEL - cont'd.**

**BODY TYPE CODES**

**E100/300 (1973/74)**

BODY CODE	SERIES CODE	DESCRIPTION	CATALOGED AS -	
			SERIES	BODY TYPE
B7	E14	Display Van (Custom)	E100	89D
	E14	Regular Van (Custom)	E100	89B
	E15	Window Van (Custom)	E100	89F
	E24	Display Van (Custom)	E200	89D
	E24	Regular Van (Custom)	E200	89B
	E25	Window Van (Custom)	E200	89F
	E34	Display Van (Custom)	E300	89D
	E34	Regular Van (Custom)	E300	89B
	E35	Window Van (Custom)	E300	89F
B8	E14	Display Van (Custom)	E100	89D
	E14	Regular Van (Custom)	E100	89B
	E15	Window Van (Custom)	E100	89F
	E24	Display Van (Custom)	E200	89D
	E24	Regular Van (Custom)	E200	89B
	E25	Window Van (Custom)	E200	89F
	E34	Display Van (Custom)	E300	89D
	E34	Regular Van (Custom)	E300	89B
	E35	Window Van (Custom)	E300	89F
C	E14	Display Van (Custom)	E100	89D
	E14	Regular Van (Custom)	E100	89B
	E15	Window Van (Custom)	E100	89F
	E24	Display Van (Custom)	E200	89D
	E24	Regular Van (Custom)	E200	89B
	E25	Window Van (Custom)	E200	89F
	E30	Cutaway Cab	E300	†C/C
	E34	Display Van (Custom)	E300	89D
	E34	Regular Van (Custom)	E300	89B
C1	E30	Cutaway Cab	E300	†C/C
	E30	Cutaway Cab	E300	†C/C
C7	E14	Display Van (Custom)	E100	89D
	E14	Regular Van (Custom)	E100	89B
	E15	Window Van (Custom)	E100	89F
	E24	Display Van (Custom)	E200	89D
	E24	Regular Van (Custom)	E200	89B
	E25	Window Van (Custom)	E200	89F
	E34	Display Van (Custom)	E300	89D
	E34	Regular Van (Custom)	E300	89B
	E35	Window Van (Custom)	E300	89F
C8	E14	Display Van (Custom)	E100	89D
	E14	Regular Van (Custom)	E100	89B
	E15	Window Van (Custom)	E100	89F
	E24	Display Van (Custom)	E200	89D
	E24	Regular Van (Custom)	E200	89B
	E25	Window Van (Custom)	E200	89F
	E34	Display Van (Custom)	E300	89D
	E34	Regular Van (Custom)	E300	89B
	E35	Window Van (Custom)	E300	89F



**BUY IT NOW!**

**Click Here To Order**



WARRANTY PLATE or CERTIFICATION LABEL - cont'd.

BODY TYPE CODES

E100/300 (1973/74)

BODY CODE	SERIES CODE	DESCRIPTION	CATALOGED AS -	
			SERIES	BODY TYPE
D	E14	Display Van (Custom)	E100	89D
	E14	Regular Van (Custom)	E100	89B
	E15	Window Van (Custom)	E100	89F
	E24	Display Van (Custom)	E200	89D
	E24	Regular Van (Custom)	E200	89B
	E25	Window Van (Custom)	E200	89F
	E30	Cutaway Cab	E300	†C/C
	E34	Display Van (Custom)	E300	89D
	E34	Regular Van (Custom)	E300	89B
E35	Window Van (Custom)	E300	89F	
D1	E30	Cutaway Cab	E300	†C/C
D2	E30	Cutaway Cab	E300	†C/C
D7	E14	Display Van (Custom)	E100	89D
	E14	Regular Van (Custom)	E100	89B
	E15	Window Van (Custom)	E100	89F
	E24	Display Van (Custom)	E200	89D
	E24	Regular Van (Custom)	E200	89B
	E25	Window Van (Custom)	E200	89F
	E34	Display Van (Custom)	E300	89D
	E34	Regular Van (Custom)	E300	89B
	E35	Window Van (Custom)	E300	89F
D8	E14	Display Van (Custom)	E100	89D
	E14	Regular Van (Custom)	E100	89B
	E15	Window Van (Custom)	E100	89F
	E24	Display Van (Custom)	E200	89D
	E24	Regular Van (Custom)	E200	89B
	E25	Window Van (Custom)	E200	89F
	E34	Display Van (Custom)	E300	89D
	E34	Regular Van (Custom)	E300	89B
	E35	Window Van (Custom)	E300	89F
K	E30	Cutaway Cab	E300	†C/C
K1	E30	Cutaway Cab	E300	†C/C
K2	E30	Cutaway Cab	E300	†C/C
L	E30	Cutaway Cab	E300	†C/C
L1	E30	Cutaway Cab	E300	†C/C
L2	E30	Cutaway Cab	E300	†C/C
M	E30	Cutaway Cab	E300	†C/C
M1	E30	Cutaway Cab	E300	†C/C
M2	E30	Cutaway Cab	E300	†C/C
S	E30	Cutaway Cab	E300	†C/C
S1	E30	Cutaway Cab	E300	†C/C
S2	E30	Cutaway Cab	E300	†C/C
T	E30	Cutaway Cab	E300	†C/C
T1	E30	Cutaway Cab	E300	†C/C
T2	E30	Cutaway Cab	E300	†C/C
U	E30	Cutaway Cab	E300	†C/C
U1	E30	Cutaway Cab	E300	†C/C
U2	E30	Cutaway Cab	E300	†C/C

† C/C - Cutaway Cab

COPYRIGHT © 1979

FORD MOTOR  
COMPANY

— DEARBORN, MICHIGAN

NEW ISSUE



**BUY IT NOW!**

Click Here To Order



## WARRANTY PLATE or CERTIFICATION LABEL - cont'd.

## BODY TYPE CODES

E100/300 (1973/74)

BODY CODE	SERIES CODE	DESCRIPTION	CATALOGED AS -	
			SERIES	BODY TYPE
1	E14	Regular Van (Standard)	E100	89A
	E15	Window Van (Standard)	E100	89E
	E16	Display Van (Standard)	E100	89C
	E24	Regular Van (Standard)	E200	89A
	E25	Window Van (Standard)	E200	89E
	E26	Display Van (Standard)	E200	89C
	E34	Regular Van (Standard)	E300	89A
	E35	Window Van (Standard)	E300	89E
	E36	Display Van (Standard)	E300	89C
2	E14	Regular Van (Standard)	E100	89A
	E15	Window Van (Standard)	E100	89E
	E16	Display Van (Standard)	E100	89C
	E24	Regular Van (Standard)	E200	89A
	E25	Window Van (Standard)	E200	89E
	E26	Display Van (Standard)	E200	89C
	E34	Regular Van (Standard)	E300	89A
	E35	Window Van (Standard)	E300	89E
	E36	Display Van (Standard)	E300	89C
3	E14	Regular Van (Standard)	E100	89A
	E15	Window Van (Standard)	E100	89E
	E16	Display Van (Standard)	E100	89C
	E24	Regular Van (Standard)	E200	89A
	E25	Window Van (Standard)	E200	89E
	E26	Display Van (Standard)	E200	89C
	E34	Regular Van (Standard)	E300	89A
	E35	Window Van (Standard)	E300	89E
	E36	Display Van (Standard)	E300	89C
4	E14	Regular Van (Standard)	E100	89A
	E15	Window Van (Standard)	E100	89E
	E16	Display Van (Standard)	E100	89C
	E24	Regular Van (Standard)	E200	89A
	E25	Window Van (Standard)	E200	89E
	E26	Display Van (Standard)	E200	89C
	E34	Regular Van (Standard)	E300	89A
	E35	Window Van (Standard)	E300	89E
	E36	Display Van (Standard)	E300	89C
11	E14	Regular Van (Standard)	E100	89A
	E15	Window Van (Standard)	E100	89E
	E16	Display Van (Standard)	E100	89C
	E24	Regular Van (Standard)	E200	89A
	E25	Window Van (Standard)	E200	89E
	E26	Display Van (Standard)	E200	89C
	E34	Regular Van (Standard)	E300	89A
	E35	Window Van (Standard)	E300	89E
	E36	Display Van (Standard)	E300	89C

**BUY IT NOW!**Click Here To Order 

**WARRANTY PLATE or CERTIFICATION LABEL - cont'd.**

**BODY TYPE CODES**

E100/300 (1973/74)

BODY CODE	SERIES CODE	DESCRIPTION	CATALOGED AS -	
			SERIES	BODY TYPE
12	E14	Regular Van (Standard)	E100	89A
	E15	Window Van (Standard)	E100	89E
	E16	Display Van (Standard)	E100	89C
	E24	Regular Van (Standard)	E200	89A
	E25	Window Van (Standard)	E200	89E
	E26	Display Van (Standard)	E200	89C
	E34	Regular Van (Standard)	E300	89A
	E35	Window Van (Standard)	E300	89E
	E36	Display Van (Standard)	E300	89C
13	E11	Club Wagon	E100	82A
	E21	Club Wagon	E200	82A
	E31	Club Wagon	E300	82A
14	E11	Club Wagon	E100	82A
	E21	Club Wagon	E200	82A
	E31	Club Wagon	E300	82A
15	E11	Club Wagon	E100	82A
	E21	Club Wagon	E200	82A
	E31	Club Wagon	E300	82A
21	E14	Regular Van (Standard)	E100	89A
	E15	Window Van (Standard)	E100	89E
	E16	Display Van (Standard)	E100	89C
	E24	Regular Van (Standard)	E200	89A
	E25	Window Van (Standard)	E200	89E
	E26	Display Van (Standard)	E200	89C
	E34	Regular Van (Standard)	E300	89A
	E35	Window Van (Standard)	E300	89E
	E36	Display Van (Standard)	E300	89C
22	E14	Regular Van (Standard)	E100	89A
	E15	Window Van (Standard)	E100	89E
	E16	Display Van (Standard)	E100	89C
	E24	Regular Van (Standard)	E200	89A
	E25	Window Van (Standard)	E200	89E
	E26	Display Van (Standard)	E200	89C
	E34	Regular Van (Standard)	E300	89A
	E35	Window Van (Standard)	E300	89E
	E36	Display Van (Standard)	E300	89C
23	E11	Club Wagon	E100	82A
	E12	Custom Club Wagon	E100	82B
	E13	Chateau Wagon	E100	82C
	E21	Club Wagon	E200	82A
	E22	Custom Club Wagon	E200	82B
	E23	Chateau Wagon	E200	82C
	E31	Club Wagon	E300	82A
	E32	Custom Club Wagon	E300	82B
	E33	Chateau Wagon	E300	82C



**BUY IT NOW!**

**Click Here To Order**

COPYRIGHT © 1979

FORD MOTOR COMPANY

— DEARBORN, MICHIGAN

**NEW ISSUE**



## WARRANTY PLATE or CERTIFICATION LABEL - cont'd.

## BODY TYPE CODES

E100/300 (1973/74)

BODY CODE	SERIES CODE	DESCRIPTION	CATALOGED AS -	
			SERIES	BODY TYPE
24	E11	Club Wagon	E100	82A
	E12	Custom Club Wagon	E100	82B
	E13	Chateau Wagon	E100	82C
	E21	Club Wagon	E200	82A
	E22	Custom Club Wagon	E200	82B
	E23	Chateau Wagon	E200	82C
	E31	Club Wagon	E300	82A
	E32	Custom Club Wagon	E300	82B
	E33	Chateau Wagon	E300	82C
25	E11	Club Wagon	E100	82A
	E12	Custom Club Wagon	E100	82B
	E13	Chateau Wagon	E100	82C
	E21	Club Wagon	E200	82A
	E22	Custom Club Wagon	E200	82B
	E23	Chateau Wagon	E200	82C
	E31	Club Wagon	E300	82A
	E32	Custom Club Wagon	E300	82B
	E33	Chateau Wagon	E300	82C
26	E14	Regular Van (Standard)	E100	89A
	E15	Window Van (Standard)	E100	89E
	E16	Display Van (Standard)	E100	89C
	E24	Regular Van (Standard)	E200	89A
	E25	Window Van (Standard)	E200	89E
	E26	Display Van (Standard)	E200	89C
	E34	Regular Van (Standard)	E300	89A
	E35	Window Van (Standard)	E300	89E
	E36	Display Van (Standard)	E300	89C
27	E14	Regular Van (Standard)	E100	89A
	E15	Window Van (Standard)	E100	89E
	E16	Display Van (Standard)	E100	89C
	E24	Regular Van (Standard)	E200	89A
	E25	Window Van (Standard)	E200	89E
	E26	Display Van (Standard)	E200	89C
	E34	Regular Van (Standard)	E300	89A
	E35	Window Van (Standard)	E300	89E
	E36	Display Van (Standard)	E300	89C
28	E14	Regular Van (Standard)	E100	89A
	E15	Window Van (Standard)	E100	89E
	E16	Display Van (Standard)	E100	89C
	E24	Regular Van (Standard)	E200	89A
	E25	Window Van (Standard)	E200	89E
	E26	Display Van (Standard)	E200	89C
	E34	Regular Van (Standard)	E300	89A
	E35	Window Van (Standard)	E300	89E
	E36	Display Van (Standard)	E300	89C

**BUY IT NOW!**Click Here To Order 

**WARRANTY PLATE or CERTIFICATION LABEL - cont'd.**

**BODY TYPE CODES**

**E100/300 (1973/74)**

BODY CODE	SERIES CODE	DESCRIPTION	CATALOGED AS -	
			SERIES	BODY TYPE
31	E14	Regular Van (Standard)	E100	89A
	E15	Window Van (Standard)	E100	89E
	E16	Display Van (Standard)	E100	89C
	E24	Regular Van (Standard)	E200	89A
	E25	Window Van (Standard)	E200	89E
	E26	Display Van (Standard)	E200	89C
	E34	Regular Van (Standard)	E300	89A
	E35	Window Van (Standard)	E300	89E
	E36	Display Van (Standard)	E300	89C
32	E14	Regular Van (Standard)	E100	89A
	E15	Window Van (Standard)	E100	89E
	E16	Display Van (Standard)	E100	89C
	E24	Regular Van (Standard)	E200	89A
	E25	Window Van (Standard)	E200	89E
	E26	Display Van (Standard)	E200	89C
	E34	Regular Van (Standard)	E300	89A
	E35	Window Van (Standard)	E300	89E
	E36	Display Van (Standard)	E300	89C
33	E11	Club Wagon	E100	82A
	E12	Custom Club Wagon	E100	82B
	E13	Chateau Wagon	E100	82C
	E21	Club Wagon	E200	82A
	E22	Custom Club Wagon	E200	82B
	E23	Chateau Wagon	E200	82C
	E31	Club Wagon	E300	82A
	E32	Custom Club Wagon	E300	82B
	E33	Chateau Wagon	E300	82C
34	E11	Club Wagon	E100	82A
	E12	Custom Club Wagon	E100	82B
	E13	Chateau Wagon	E100	82C
	E21	Club Wagon	E200	82A
	E22	Custom Club Wagon	E200	82B
	E23	Chateau Wagon	E200	82C
	E31	Club Wagon	E300	82A
	E32	Custom Club Wagon	E300	82B
	E33	Chateau Wagon	E300	82C
35	E11	Club Wagon	E100	82A
	E12	Custom Club Wagon	E100	82B
	E13	Chateau Wagon	E100	82C
	E21	Club Wagon	E200	82A
	E22	Custom Club Wagon	E200	82B
	E23	Chateau Wagon	E200	82C
	E31	Club Wagon	E300	82A
	E32	Custom Club Wagon	E300	82B
	E33	Chateau Wagon	E300	82C



**BUY IT NOW!**  
Click Here To Order



## WARRANTY PLATE or CERTIFICATION LABEL - cont'd.

## BODY TYPE CODES

E100 / 300 (1973/74)

BODY CODE	SERIES CODE	DESCRIPTION	CATALOGED AS -	
			SERIES	BODY TYPE
36	E14	Regular Van (Standard)	E100	89A
	E15	Window Van (Standard)	E100	89E
	E16	Display Van (Standard)	E100	89C
	E24	Regular Van (Standard)	E200	89A
	E25	Window Van (Standard)	E200	89E
	E26	Display Van (Standard)	E200	89C
	E34	Regular Van (Standard)	E300	89A
	E35	Window Van (Standard)	E300	89E
E36	Display Van (Standard)	E300	89C	
37	E14	Regular Van (Standard)	E100	89A
	E15	Window Van (Standard)	E100	89E
	E16	Display Van (Standard)	E100	89C
	E24	Regular Van (Standard)	E200	89A
	E25	Window Van (Standard)	E200	89E
	E26	Display Van (Standard)	E200	89C
	E34	Regular Van (Standard)	E300	89A
	E35	Window Van (Standard)	E300	89E
E36	Display Van (Standard)	E300	89C	
38	E14	Regular Van (Standard)	E100	89A
	E15	Window Van (Standard)	E100	89E
	E16	Display Van (Standard)	E100	89C
	E24	Regular Van (Standard)	E200	89A
	E25	Window Van (Standard)	E200	89E
	E26	Display Van (Standard)	E200	89C
	E34	Regular Van (Standard)	E300	89A
	E35	Window Van (Standard)	E300	89E
E36	Display Van (Standard)	E300	89C	
41	E14	Regular Van (Standard)	E100	89A
	E15	Window Van (Standard)	E100	89E
	E16	Display Van (Standard)	E100	89C
	E24	Regular Van (Standard)	E200	89A
	E25	Window Van (Standard)	E200	89E
	E26	Display Van (Standard)	E200	89C
	E34	Regular Van (Standard)	E300	89A
	E35	Window Van (Standard)	E300	89E
E36	Display Van (Standard)	E300	89C	
42	E14	Regular Van (Standard)	E100	89A
	E15	Window Van (Standard)	E100	89E
	E16	Display Van (Standard)	E100	89C
	E24	Regular Van (Standard)	E200	89A
	E25	Window Van (Standard)	E200	89E
	E26	Display Van (Standard)	E200	89C
	E34	Regular Van (Standard)	E300	89A
	E35	Window Van (Standard)	E300	89E
E36	Display Van (Standard)	E300	89C	

**BUY IT NOW!**Click Here To Order 

**WARRANTY PLATE or CERTIFICATION LABEL - cont'd.**

**BODY TYPE CODES**

**E100/300 (1973/74)**

BODY CODE	SERIES CODE	DESCRIPTION	CATALOGED AS -	
			SERIES	BODY TYPE
43	E11	Club Wagon	E100	82A
	E12	Custom Club Wagon	E100	82B
	E13	Chateau Wagon	E100	82C
	E21	Club Wagon	E200	82A
	E22	Custom Club Wagon	E200	82B
	E23	Chateau Wagon	E200	82C
	E31	Club Wagon	E300	82A
	E32	Custom Club Wagon	E300	82B
	E33	Chateau Wagon	E300	82C
44	E11	Club Wagon	E100	82A
	E12	Custom Club Wagon	E100	82B
	E13	Chateau Wagon	E100	82C
	E21	Club Wagon	E200	82A
	E22	Custom Club Wagon	E200	82B
	E23	Chateau Wagon	E200	82C
	E31	Club Wagon	E300	82A
	E32	Custom Club Wagon	E300	82B
	E33	Chateau Wagon	E300	82C
45	E11	Club Wagon	E100	82A
	E12	Custom Club Wagon	E100	82B
	E13	Chateau Wagon	E100	82C
	E21	Club Wagon	E200	82A
	E22	Custom Club Wagon	E200	82B
	E23	Chateau Wagon	E200	82C
	E31	Club Wagon	E300	82A
	E32	Custom Club Wagon	E300	82B
	E33	Chateau Wagon	E300	82C
46	E14	Regular Van (Standard)	E100	89A
	E15	Window Van (Standard)	E100	89E
	E16	Display Van (Standard)	E100	89C
	E24	Regular Van (Standard)	E200	89A
	E25	Window Van (Standard)	E200	89E
	E26	Display Van (Standard)	E200	89C
	E34	Regular Van (Standard)	E300	89A
	E35	Window Van (Standard)	E300	89E
	E36	Display Van (Standard)	E300	89C
47	E14	Regular Van (Standard)	E100	89A
	E15	Window Van (Standard)	E100	89E
	E16	Display Van (Standard)	E100	89C
	E24	Regular Van (Standard)	E200	89A
	E25	Window Van (Standard)	E200	89E
	E26	Display Van (Standard)	E200	89C
	E34	Regular Van (Standard)	E300	89A
	E35	Window Van (Standard)	E300	89E
	E36	Display Van (Standard)	E300	89C
48	E14	Regular Van (Standard)	E100	89A
	E15	Window Van (Standard)	E100	89E
	E16	Display Van (Standard)	E100	89C
	E24	Regular Van (Standard)	E200	89A
	E25	Window Van (Standard)	E200	89E
	E26	Display Van (Standard)	E200	89C
	E34	Regular Van (Standard)	E300	89A
	E35	Window Van (Standard)	E300	89E
	E36	Display Van (Standard)	E300	89C

COPYRIGHT © 1979 FORD MOTOR COMPANY - DEARBORN, MICHIGAN

**NEW ISSUE**

**100% SATISFACTION GUARANTEED**

**BUY IT NOW!**

**Click Here To Order**

PayPal American Express Discover MasterCard VISA

## WARRANTY PLATE or CERTIFICATION LABEL - cont'd.

## BODY TYPE CODES

E100/350 (1975)

FIRST DIGIT BODY CODE	SERIES CODE	DESCRIPTION	CATALOGED AS -	
			SERIES	BODY TYPE
B	E04,E14,E24,E34	Cargo Van (Custom)	E100/350	89B
	E05,E15,E25,E35	Window Van (Custom)	E100/350	89F
	E06,E16,E26,E36	Display Van (Custom)	E100/350	89D
	E11,E21	Custom Club Wagon (5 Passenger)	E150/250	82B
	E12,E22	Custom Club Wagon (8 Passenger)	E150/250	82B
	E23	Custom Club Wagon (12 Passenger)	E250	82B
	E27,E37	Cutaway Cab (Custom)	E250/350	†C/C
	E28,E38	Cutaway Cab (Custom)-w/Parcel Delivery Van	E250/350	†C/C
C	E04,E14,E24,E34	Cargo Van (Custom)	E100/350	89B
	E05,E15,E25,E35	Window Van (Custom)	E100/350	89F
	E06,E16,E26,E36	Display Van (Custom)	E100/350	89D
	E11,E21	Custom Club Wagon (5 Passenger)	E150/250	82B
	E12,E22	Custom Club Wagon (8 Passenger)	E150/250	82B
	E23	Custom Club Wagon (12 Passenger)	E250	82B
	E27,E37	Cutaway Cab (Custom)	E250/350	†C/C
	E28,E38	Cutaway Cab (Custom)-w/Parcel Delivery Van	E250/350	†C/C
D	E04,E14,E24,E34	Cargo Van (Custom)	E100/350	89B
	E05,E15,E25,E35	Window Van (Custom)	E100/350	89F
	E06,E16,E26,E36	Display Van (Custom)	E100/350	89D
	E11,E21	Custom Club Wagon (5 Passenger)	E150/250	82B
	E12,E22	Custom Club Wagon (8 Passenger)	E150/250	82B
	E23	Custom Club Wagon (12 Passenger)	E250	82E
	E27,E37	Cutaway Cab (Custom)	E250/350	†C/C
	E28,E38	Cutaway Cab (Custom)-w/Parcel Delivery Van	E250/350	†C/C
K	E04,E14,E24,E34	Cargo Van (Custom)	E100/350	89B
	E05,E15,E25,E35	Window Van (Custom)	E100/350	89F
	E06,E16,E26,E36	Display Van (Custom)	E100/350	89D
	E11,E12	Chateau Club Wagon ( Passenger)	E150	82C
	E21	Chateau Club Wagon (5 Passenger)	E250	82C
	E22	Chateau Club Wagon (8 Passenger)	E250	82C
	E23	Chateau Club Wagon (12 Passenger)	E250	82C
	E27,E37	Cutaway Cab (Chateau)	E250/350	♣C/C
	E28,E38	Cutaway Cab (Chateau)-w/Parcel Delivery Van	E250/350	♣C/C
	L	E04,E14,E24,E34	Cargo Van (Custom)	E100/350
E05,E15,E25,E35		Window Van (Custom)	E100/350	89F
E06,E16,E26,E36		Display Van (Custom)	E100/350	89D
E11,E12		Chateau Club Wagon ( Passenger)	E150	82C
E21		Chateau Club Wagon (5 Passenger)	E250	82C
E22		Chateau Club Wagon (8 Passenger)	E250	82C
E23		Chateau Club Wagon (12 Passenger)	E250	82C
E27,E37		Cutaway Cab (Chateau)	E250/350	♣C/C
E28,E38		Cutaway Cab (Chateau)-w/Parcel Delivery Van	E250/350	♣C/C

♣ C/C - Cutaway Cab (Chateau)



**WARRANTY PLATE or CERTIFICATION LABEL - cont'd.**

**BODY TYPE CODES**

**E100/350 (1975)**

FIRST DIGIT BODY CODE	SERIES CODE	DESCRIPTION	CATALOGED AS -	
			SERIES	BODY TYPE
M	E04,E34	Cargo Van (Custom)	E100/350	89E
	E05,E35	Window Van (Custom)	E100/350	89F
	E06,E36	Display Van (Custom)	E100/350	89D
	E11,E12	Chateau Club Wagon ( Passenger)	E150	82C
	E21	Chateau Club Wagon (5 Passenger)	E250	82C
	E22	Chateau Club Wagon (8 Passenger)	E250	82C
	E23	Chateau Club Wagon (12 Passenger)	E250	82C
	E27,E37	Cutaway Cab (Chateau)	E250/350	♣C/C
	E28,E38	Cutaway Cab (Chateau)-w/Parcel Delivery Van	E250/350	♣C/C
S	E04,E14,E24,E34	Cargo Van (Custom)	E100/350	89B
	E05,E15,E25,E35	Window Van (Custom)	E100/350	89F
	E06,E16,E26,E36	Display Van (Custom)	E100/350	89D
	E11,E21	Chateau Club Wagon (5 Passenger)	E150/250	82C
	E12,E22	Chateau Club Wagon (8 Passenger)	E150/250	82C
	E23	Chateau Club Wagon (12 Passenger)	E250	82C
	E27,E37	Cutaway Cab (Chateau)	E250/350	♣C/C
	E28,E38	Cutaway Cab (Chateau)-w/Parcel Delivery Van	E250/350	♣C/C
	T	E04,E14,E24,E34	Cargo Van (Custom)	E100/350
E05,E15,E25,E35		Window Van (Custom)	E100/350	89F
E06,E16,E26,E36		Display Van (Custom)	E100/350	89D
E11,E21		Chateau Club Wagon (5 Passenger)	E150/250	82C
E12,E22		Chateau Club Wagon (8 Passenger)	E150/250	82C
E23		Chateau Club Wagon (12 Passenger)	E250	82C
E27,E37		Cutaway Cab (Chateau)	E250/350	♣C/C
E28,E38		Cutaway Cab (Chateau)-w/Parcel Delivery Van	E250/350	♣C/C
U		E04,E34	Cargo Van (Custom)	E100/350
	E05,E35	Window Van (Custom)	E100/350	89F
	E06,E36	Display Van (Custom)	E100/350	89D
	E11,E21	Chateau Club Wagon (5 Passenger)	E150/250	82C
	E12,E22	Chateau Club Wagon (8 Passenger)	E150/250	82C
	E23	Chateau Club Wagon (12 Passenger)	E250	82C
	E27,E37	Cutaway Cab (Chateau)	E250/350	♣C/C
	E28,E38	Cutaway Cab (Chateau)-w/Parcel Delivery Van	E250/350	♣C/C

♣ C/C - Cutaway Cab (Chateau)

COPYRIGHT © 1979

FORD MOTOR  
COMPANY

— DEARBORN, MICHIGAN

**NEW ISSUE**



**BUY IT NOW!**  
Click Here To Order



## WARRANTY PLATE or CERTIFICATION LABEL - cont'd.

## BODY TYPE CODES

E100/350 (1975)

BODY CODE	SERIES CODE	DESCRIPTION	CATALOGED AS -	
			SERIES	BODY TYPE
1	E01,E11,E21	Club Wagon (5 Passenger)	E100/250	82A
	E02,E12,E22	Club Wagon (8 Passenger)	E100/250	82A
	E23	Club Wagon (12 Passenger)	E250	82A
	E04,E14,E24,E34	Cargo Van (Standard)	E100/350	89A
	E05,E15,E25,E35	Window Van (Standard)	E100/350	89E
	E06,E16,E26,E36	Display Van (Standard)	E100/350	89C
	E27,E37	Cutaway Cab (Standard)	E250/350	†C/C
	E28,E38	Cutaway Cab (Standard)-w/Parcel Delivery Van	E250/350	†C/C
2	E01,E11,E21	Club Wagon (5 Passenger)	E100/250	82A
	E02,E12,E22	Club Wagon (8 Passenger)	E100/250	82A
	E23	Club Wagon (12 Passenger)	E250	82A
	E04,E14,E24,E34	Cargo Van (Standard)	E100/350	89A
	E05,E15,E25,E35	Window Van (Standard)	E100/350	89E
	E06,E16,E26,E36	Display Van (Standard)	E100/350	89C
	E27,E28,E37,E38	Cutaway Cab (Standard)	E250/350	†C/C
3	E01,E11,E21	Club Wagon (5 Passenger)	E100/250	82A
	E02,E12,E22	Club Wagon (8 Passenger)	E100/250	82A
	E23	Club Wagon (12 Passenger)	E250	82A
	E04,E14,E24,E34	Cargo Van (Standard)	E100/350	89A
	E05,E15,E25,E35	Window Van (Standard)	E100/350	89E
	E06,E16,E26,E36	Display Van (Standard)	E100/350	89C
	E27,E28	Cutaway Cab	E250	†C/C
	E37,E38	Cutaway Cab (Standard)	E350	†C/C
4	E01,E11,E21	Club Wagon (5 Passenger)	E100/250	82A
	E02,E12,E22	Club Wagon (8 Passenger)	E100/250	82A
	E23	Club Wagon (12 Passenger)	E250	82A
	E04,E14,E24,E34	Cargo Van (Standard)	E100/350	89A
	E05,E15,E25,E35	Window Van (Standard)	E100/350	89E
	E06,E16,E26,E36	Display Van (Standard)	E100/350	89C
	E27,E28,E37,E38	Cutaway Cab	E250/350	†C/C
11	E04,E14,E24,E34	Cargo Van (Standard)	E100/350	89A
	E05,E15,E25,E35	Window Van (Standard)	E100/350	89E
	E06,E16,E26,E36	Display Van (Standard)	E100/350	89C
	E27,E37	Cutaway Cab (Standard)	E250/350	†C/C
	E28,E38	Cutaway Cab (Standard)-w/Parcel Delivery Van	E250/350	†C/C
12	E04,E14,E24,E34	Cargo Van (Standard)	E100/350	89A
	E05,E15,E25,E35	Window Van (Standard)	E100/350	89E
	E06,E16,E26,E36	Display Van (Standard)	E100/350	89C
	E27,E37	Cutaway Cab (Standard)	E250/350	†C/C
	E28,E38	Cutaway Cab (Standard)-w/Parcel Delivery Van	E250/350	†C/C

**BUY IT NOW!**Click Here To Order 

**WARRANTY PLATE or CERTIFICATION LABEL - cont'd.**

**BODY TYPE CODES**

**E100/350 (1975)**

BODY CODE	SERIES CODE	DESCRIPTION	CATALOGED AS -	
			SERIES	BODY TYPE
21	E04,E14,E24,E34	Cargo Van (Standard)	E100/350	89A
	E05,E15,E25,E35	Window Van (Standard)	E100/350	89E
	E06,E16,E26,E36	Display Van (Standard)	E100/350	89C
	E27,E37	Cutaway Cab (Standard)	E250/350	†C/C
	E28,E38	Cutaway Cab (Standard)-w/Parcel Delivery Van	E250/350	†C/C
22	E04,E14,E24,E34	Cargo Van (Standard)	E100/350	89A
	E05,E15,E25,E35	Window Van (Standard)	E100/350	89E
	E06,E16,E26,E36	Display Van (Standard)	E100/350	89C
	E27,E37	Cutaway Cab (Standard)	E250/350	†C/C
	E28,E38	Cutaway Cab (Standard)-w/Parcel Delivery Van	E250/350	†C/C
31	E04,E14,E24,E34	Cargo Van (Standard)	E100/350	89A
	E05,E15,E25,E35	Window Van (Standard)	E100/350	89E
	E06,E16,E26,E36	Display Van (Standard)	E100/350	89C
	E27,E37	Cutaway Cab (Standard)	E250/350	†C/C
	E28,E38	Cutaway Cab (Standard)-w/Parcel Delivery Van	E250/350	†C/C
32	E04,E14,E24,E34	Cargo Van (Standard)	E100/350	89A
	E05,E15,E25,E35	Window Van (Standard)	E100/350	89E
	E06,E16,E26,E36	Display Van (Standard)	E100/350	89C
	E27,E37	Cutaway Cab (Standard)	E250/350	†C/C
	E28,E38	Cutaway Cab (Standard)-w/Parcel Delivery Van	E250/350	†C/C
41	E04,E14,E24,E34	Cargo Van (Standard)	E100/350	89A
	E05,E15,E25,E35	Window Van (Standard)	E100/350	89E
	E06,E16,E26,E36	Display Van (Standard)	E100/350	89C
	E27,E37	Cutaway Cab (Standard)	E250/350	†C/C
	E28,E38	Cutaway Cab (Standard)-w/Parcel Delivery Van	E250/350	†C/C
42	E04,E14,E24,E34	Cargo Van (Standard)	E100/350	89A
	E05,E15,E25,E35	Window Van (Standard)	E100/350	89E
	E06,E16,E26,E36	Display Van (Standard)	E100/350	89C
	E27,E37	Cutaway Cab (Standard)	E250/350	†C/C
	E28,E38	Cutaway Cab (Standard)-w/Parcel Delivery Van	E250/350	†C/C

COPYRIGHT © 1979

FORD MOTOR  
COMPANY

— DEARBORN, MICHIGAN

**NEW ISSUE**



**BUY IT NOW!**

**Click Here To Order**



## WARRANTY PLATE or CERTIFICATION LABEL - cont'd.

## BODY TYPE CODES

E100/350 (1976)

FIRST DIGIT BODY CODE	SERIES CODE	DESCRIPTION	CATALOGED AS -	
			SERIES	BODY TYPE
A	E01,E11,E21	Club Wagon (5 Passenger)	E100/250	82A
	E02,E12,E22	Club Wagon (8 Passenger)	E100/250	82A
	E04,E14,E24,E34	Cargo Van (Standard)	E100/350	89A
	E05,E15,E25,E35	Window Van (Standard)	E100/350	89E
	E06,E16,E26,E36	Display Van (Standard)	E100/350	89C
	E23	Club Wagon (12 Passenger)	E250	82A
	E27,E37	Cutaway Cab (Standard)	E250/350	†C/C
	E28,E38	Cutaway Cab (Standard)-w/Parcel Delivery Van	E250/350	†C/C
B	E01,E11,E21	Custom Club Wagon (5 Passenger)	E100/250	82B
	E02,E12,E22	Custom Club Wagon (8 Passenger)	E100/250	82B
	E04,E14,E24,E34	Cargo Van (Custom)	E100/350	89B
	E05,E15,E25,E35	Window Van (Custom)	E100/350	89F
	E06,E16,E26,E36	Display Van (Custom)	E100/350	89D
	E23	Custom Club Wagon (12 Passenger)	E250	82B
	E27,E37	Cutaway Cab (Custom)	E250/350	†C/C
	E28,E38	Cutaway Cab (Custom)-w/Parcel Delivery Van	E250/350	†C/C
C	E01,E11,E21	Chateau Club Wagon (5 Passenger)	E100/250	82C
	E02,E12,E22	Chateau Club Wagon (8 Passenger)	E100/250	82C
	E04,E14,E24,E34	Cargo Van (Custom)	E100/350	89B
	E05,E15,E25,E35	Window Van (Custom)	E100/350	89F
	E06,E16,E26,E36	Display Van (Custom)	E100/350	89D
	E23	Chateau Club Wagon (12 Passenger)	E250	82C
	E27,E37	Cutaway Cab (Chateau)	E250/350	♣C/C
	E28,E38	Cutaway Cab (Chateau)-w/Parcel Delivery Van	E250/350	♣C/C
D	E01,E11,E21	Chateau Club Wagon (5 Passenger)	E100/250	82C
	E02,E12,E22	Chateau Club Wagon (8 Passenger)	E100/250	82C
	E04,E14,E24,E34	Cargo Van (Custom)	E100/350	89B
	E05,E15,E25,E35	Window Van (Custom)	E100/350	89F
	E06,E16,E26,E36	Display Van (Custom)	E100/350	89D
	E23	Chateau Club Wagon (12 Passenger)	E250	82C
	E27,E37	Cutaway Cab (Chateau)	E250/350	♣C/C
	E28,E38	Cutaway Cab (Chateau)-w/Parcel Delivery Van	E250/350	♣C/C
G	E01,E11,E21	Chateau Club Wagon (5 Passenger)	E100/250	82C
	E02,E12,E22	Chateau Club Wagon (8 Passenger)	E100/250	82C
	E04,E14,E24,E34	Cargo Van (Custom)	E100/350	89B
	E05,E15,E25,E35	Window Van (Custom)	E100/350	89F
	E06,E16,E26,E36	Display Van (Custom)	E100/350	89D
	E23	Chateau Club Wagon (12 Passenger)	E250	82C
	E27,E37	Cutaway Cab (Chateau)	E250/350	♣C/C
	E28,E38	Cutaway Cab (Chateau)-w/Parcel Delivery Van	E250/350	♣C/C

† C/C - Cutaway Cab (Custom)

♣ C/C - Cutaway Cab (Chateau)

**BUY IT NOW!**

Click Here To Order





## WARRANTY PLATE or CERTIFICATION LABEL - cont'd.

## BODY TYPE CODES

E100/350 (1977/ )

FIRST DIGIT BODY CODE	SERIES CODE	DESCRIPTION	CATALOGED AS -	
			SERIES	BODY TYPE
A	E01, E11, E21	Club Wagon (5 Passenger)	E100/250	82A
	S11, S21, S31	Super Club Wagon (5 Passenger)	E150/250	82A
	E02, E12, E22	Club Wagon (8 Passenger)	E100/250	82A
	S12, S22, S32	Super Club Wagon (8 Passenger)	E150/350	82A
	E04, E14, E24, E34	Cargo Van (Standard)	E100/350	89A
	S14, S24, S34	Super Cargo Van (Standard)	E150/350	89A
	E05, E15, E25, E35	Window Van (Standard)	E100/350	89E
	S15, S25, S35	Super Window Van (Standard)	E150/350	89E
	E06, E16, E26, E36	Display Van (Standard)	E100/350	89C
	S16, S26, S36	Super Display Van (Standard)	E100/350	89C
	E20	Club Wagon (11 Passenger)	E250	82A
	E23	Club Wagon (12 Passenger)	E250	82A
	S23, S33	Super Club Wagon (12 Passenger)	E250/350	82A
	S29, S39	Super Club Wagon (15 Passenger)	E250/350	82A
	S20, S30	Club Wagon (11 Passenger)	E250/350	82A
	E27, E37	Cutaway Cab (Standard)	E250/350	†C/C
	E28, E38	Cutaway Cab (Standard)-w/Parcel Delivery Van	E250/350	†C/C
	B	E01, E11, E21	Club Wagon (5 Passenger)	E100/250
S11, S21, S31		Super Club Wagon (5 Passenger)	E150/250	82A
E02, E12, E22		Club Wagon (8 Passenger)	E100/250	82A
S12, S22, S32		Super Club Wagon (8 Passenger)	E150/350	82A
E04, E14, E24, E34		Cargo Van (Standard)	E100/350	89A
S14, S24, S34		Super Cargo Van (Standard)	E150/350	89A
E05, E15, E25, E35		Window Van (Standard)	E100/350	89E
S15, S25, S35		Super Window Van (Standard)	E100/350	89E
E06, E16, E26, E36		Display Van (Standard)	E100/350	89C
S16, S26, S36		Super Display Van (Standard)	E100/350	89C
E20		Club Wagon (11 Passenger)	E250	82A
E23		Club Wagon (12 Passenger)	E250	82A
S23, S33		Super Club Wagon (12 Passenger)	E250/350	82A
S29, S39		Super Club Wagon (15 Passenger)	E250/350	82A
S20, S30		Club Wagon (11 Passenger)	E250/350	82A
E27, E37		Cutaway Cab (Standard)	E250/350	†C/C
E28, E38		Cutaway Cab (Standard)-w/Parcel Delivery Van	E250/350	†C/C
C		E01, E11, E21	Club Wagon (5 Passenger)	E100/250
	S11, S21, S31	Super Club Wagon (5 Passenger)	E150/250	82C
	E02, E12, E22	Club Wagon (8 Passenger)	E100/250	82C
	S12, S22, S32	Super Club Wagon (8 Passenger)	E150/350	82C
	E04, E14, E24, E34	Cargo Van (Chateau)	E100/350	89B
	S14, S24, S34	Super Cargo Van (Chateau)	E150/350	89B
	E05, E15, E25, E35	Window Van (Chateau)	E100/350	89F
	S15, S25, S35	Super Window Van (Chateau)	E150/350	89F
	E06, E16, E26, E36	Display Van (Chateau)	E100/350	89D
	S16, S26, S36	Super Display Van (Chateau)	E150/350	89D
	E20	Club Wagon (11 Passenger)	E250	82C
	E23	Club Wagon (12 Passenger)	E250	82C
	S23, S33	Super Club Wagon (12 Passenger)	E250/350	82C
	S29, S39	Super Club Wagon (15 Passenger)	E250/350	82C
	S20, S30	Club Wagon (11 Passenger)	E250/350	82C

**BUY IT NOW!**

Click Here To Order



**1973/79  
TRUCK SERIES 100/500**

**GENERAL  
INFORMATION**

**WARRANTY PLATE or CERTIFICATION LABEL - cont'd.**

**BODY TYPE CODES**

**E100/350 (1977/ )**

FIRST DIGIT BODY CODE	SERIES CODE	DESCRIPTION	CATALOGED AS -	
			SERIES	BODY TYPE
D	E01, E11, E21	Club Wagon (5 Passenger)	E100/250	82C
	S11, S21, S31	Super Club Wagon (5 Passenger)	E150/250	82C
	E02, E12, E22	Club Wagon (8 Passenger)	E100/250	82C
	S12, S22, S32	Super Club Wagon (8 Passenger)	E150/350	82C
	E04, E14, E24, E34	Cargo Van (Chateau)	E100/350	89B
	S14, S24, S34	Super Cargo Van (Chateau)	E150/350	89B
	E05, E15, E25, E35	Window Van (Chateau)	E100/350	89F
	S15, S25, S35	Super Window Van (Chateau)	E150/350	89F
	E06, E16, E26, E36	Display Van (Chateau)	E100/350	89D
	S16, S26, S36	Super Display Van (Chateau)	E100/350	89D
	E20	Club Wagon (11 Passenger)	E250	82C
	E23	Club Wagon (12 Passenger)	E250	82C
	S23, S33	Super Club Wagon (12 Passenger)	E250/350	82C
	S29, S39	Super Club Wagon (15 Passenger)	E250/350	82C
S20, S30	Club Wagon (11 Passenger)	E250/350	82C	
F	E01, E11, E21	Club Wagon (5 Passenger)	E100/250	82A
	S11, S21, S31	Super Club Wagon (5 Passenger)	E150/250	82A
	E02, E12, E22	Club Wagon (8 Passenger)	E100/250	82A
	S12, S22, S32	Super Club Wagon (8 Passenger)	E150/350	82A
	E04, E14, E24, E34	Cargo Van (Standard)	E100/350	89A
	S14, S24, S34	Super Cargo Van (Standard)	E150/350	89A
	E05, E15, E25, E35	Window Van (Standard)	E150/350	89E
	S15, S25, S35	Super Window Van (Standard)	E150/350	89E
	E06, E16, E26, E36	Display Van (Standard)	E100/350	89C
	S16, S26, S36	Super Display Van (Standard)	E100/350	89C
	E20	Club Wagon (11 Passenger)	E250	82A
	E23	Club Wagon (12 Passenger)	E250	82A
	S23, S33	Super Club Wagon (12 Passenger)	E250/350	82A
	S29, S39	Super Club Wagon (15 Passenger)	E250/350	82A
	S20, S30	Club Wagon (11 Passenger)	E250/350	82A
	E27, E37	Cutaway Cab (Standard)	E250/350	†C/C
E28, E38	Cutaway Cab (Standard)-w/Parcel Delivery Van	E250/350	†C/C	
G	E01, E11, E21	Club Wagon (5 Passenger)	E100/250	82C
	S11, S21, S31	Super Club Wagon (5 Passenger)	E150/250	82C
	E02, E12, E22	Club Wagon (8 Passenger)	E100/250	82C
	S12, S22, S32	Super Club Wagon (8 Passenger)	E150/350	82C
	E04, E14, E24, E34	Cargo Van (Chateau)	E100/350	89B
	S14, S24, S34	Super Cargo Van (Chateau)	E150/350	89B
	E05, E15, E25, E35	Window Van (Chateau)	E100/350	89F
	S15, S25, S35	Super Window Van (Chateau)	E150/350	89F
	E06, E16, E26, E36	Display Van (Chateau)	E100/350	89D
	E20	Club Wagon (11 Passenger)	E250	82C
	S16, S26, S36	Super Display Van (Chateau)	E150/350	89D
	E23	Club Wagon (12 Passenger)	E250	82C
	S23, S33	Super Club Wagon (12 Passenger)	E250/350	82C
	S29, S39	Super Club Wagon (15 Passenger)	E250/350	82C
S20, S30	Club Wagon (11 Passenger)	E250/350	82C	

† C/C-Cutaway Cab (Standard)

COPYRIGHT © 1979 FORD MOTOR COMPANY — DEARBORN, MICHIGAN

**NEW ISSUE**

**100% SATISFACTION GUARANTEED**

**BUY IT NOW!**

**Click Here To Order**

PayPal, Discover, MasterCard, VISA

WARRANTY PLATE or CERTIFICATION LABEL - cont'd.

BODY TYPE CODES

E100/350(1977/ )

FIRST DIGIT BODY CODE	SERIES CODE	DESCRIPTION	CATALOGED AS -	
			SERIES	BODY TYPE
H	E01, E11, E21	Club Wagon (5 Passenger)	E100/250	82C
	S11, S21, S31	Super Club Wagon (5 Passenger)	E150/250	82C
	E02, E12, E22	Club Wagon (8 Passenger)	E100/250	82C
	S12, S22, S32	Super Club Wagon (8 Passenger)	E150/350	82C
	E04, E14, E24, E34	Cargo Van (Chateau)	E100/350	89B
	S14, S24, S34	Super Cargo Van (Chateau)	E150/350	89B
	E05, E15, E25, E35	Window Van (Chateau)	E100/350	89F
	S15, S25, S35	Super Window Van (Chateau)	E150/350	89F
	E06, E16, E26, E36	Display Van (Chateau)	E100/350	89D
	S16, S26, S36	Super Display Van (Chateau)	E150/350	89D
	E20	Club Wagon (11 Passenger)	E250	82C
	E23	Club Wagon (12 Passenger)	E250	82C
	S23, S33	Super Club Wagon (12 Passenger)	E250/350	82C
	S29, S39	Super Club Wagon (15 Passenger)	E250/350	82C
S20, S30	Club Wagon (11 Passenger)	E250/350	82C	
J	E01, E11, E21	Club Wagon (5 Passenger)	E100/250	82B
	S11, S21, S31	Super Club Wagon (5 Passenger)	E150/250	82B
	E02, E12, E22	Club Wagon (8 Passenger)	E100/250	82B
	S12, S22, S32	Super Club Wagon (8 Passenger)	E150/350	82B
	E04, E14, E24, E34	Cargo Van (Custom)	E100/350	89B
	S14, S24, S34	Super Cargo Van (Custom)	E150/350	89B
	E05, E15, E25, E35	Window Van (Custom)	E100/350	89F
	S15, S25, S35	Super Window Van (Custom)	E150/350	89F
	E06, E16, E26, E36	Display Van (Custom)	E100/350	89D
	S16, S26, S36	Super Display Van (Custom)	E100/350	89D
	E20	Club Wagon (11 Passenger)	E250	82B
	E23	Club Wagon (12 Passenger)	E250	82B
	S23, S33	Super Club Wagon (12 Passenger)	E250/350	82B
	S29, S39	Super Club Wagon (15 Passenger)	E250/350	82B
	S20, S30	Club Wagon (11 Passenger)	E250/350	82B
	E27, E37	Cutaway Cab (Custom)	E250/350	‡C/C
E28, E38	Cutaway Cab (Custom)-w/Parcel Delivery Van	E250/350	‡C/C	
K	E01, E11, E21	Club Wagon (5 Passenger)	E100/250	82B
	S11, S21, S31	Super Club Wagon (5 Passenger)	E150/250	82B
	E02, E12, E22	Club Wagon (8 Passenger)	E100/250	82B
	S12, S22, S32	Super Club Wagon (8 Passenger)	E150/350	82B
	E04, E14, E24, E34	Cargo Van (Custom)	E100/350	89B
	S14, S24, S34	Super Cargo Van (Custom)	E150/350	89B
	E05, E15, E25, E35	Window Van (Custom)	E100/350	89F
	S15, S25, S35	Super Window Van (Custom)	E150/350	89F
	E06, E16, E26, E36	Display Van (Custom)	E100/350	89D
	S16, S26, S36	Super Display Van (Custom)	E100/350	89D
	E20	Club Wagon (11 Passenger)	E250	82B
	E23	Club Wagon (12 Passenger)	E250	82B
	S23, S33	Super Club Wagon (12 Passenger)	E250/350	82B
	S29, S39	Super Club Wagon (15 Passenger)	E250/350	82B
	S20, S30	Club Wagon (11 Passenger)	E250/350	82B
	E27, E37	Cutaway Cab (Custom)	E250/350	‡C/C
	E28, E38	Cutaway Cab (Custom)-w/Parcel Delivery Van	E250/350	‡C/C



**BUY IT NOW!**

Click Here To Order



**1973/79  
TRUCK SERIES 100/500**

**GENERAL  
INFORMATION**

**WARRANTY PLATE or CERTIFICATION LABEL - cont'd.**

**BODY TYPE CODES**

**E100/350 (1977/ )**

FIRST DIGIT BODY CODE	SERIES CODE	DESCRIPTION	CATALOGED AS -	
			SERIES	BODY TYPE
L	E01,E11,E21	Club Wagon (5 Passenger)	E100/250	82C
	S11,S21,S31	Super Club Wagon (5 Passenger)	E150/250	82C
	E02,E12,E22	Club Wagon (8 Passenger)	E100/250	82C
	S12,S22,S32	Super Club Wagon (8 Passenger)	E150/350	82C
	E04,E14,E24,E34	Cargo Van (Chateau)	E100/350	89B
	S14,S24,S34	Super Cargo Van (Chateau)	E150/350	89B
	E05,E15,E25,E35	Window Van (Chateau)	E100/350	89F
	S15,S25,S35	Super Window Van (Chateau)	E150/350	89F
	E06,E16,E26,E36	Diaplay Van (Chateau)	E100/350	89D
	S16,S26,S36	Super Display Van (Chateau)	E100/350	89D
	E20	Club Wagon (11 Passenger)	E250	82C
	E23	Club Wagon (12 Passenger)	E250	82C
	S23,S33	Super Club Wagon (12 Passenger)	E250/350	82C
	S29,S39	Super Club Wagon (15 Passenger)	E250/350	82C
	S20,S30	Club Wagon (11 Passenger)	E250/350	82C

**100% SATISFACTION GUARANTEED**  
**BUY IT NOW!**  
**Click Here To Order**

PayPal   Discover   MasterCard   VISA

COPYRIGHT © 1979

FORD MOTOR COMPANY

— DEARBORN, MICHIGAN

**NEW ISSUE**

**WARRANTY PLATE or CERTIFICATION LABEL - cont'd.**

**BODY TYPE CODES**

**F100/350**

**THREE DIGIT CODE:**

FIRST DIGIT indicates Standard, Custom, Ranger or Ranger XLT and color of interior trim.

(Refer to appropriate Soft Trim Section, Page A1 etc. for listing of Trim Codes.)

SECOND DIGIT indicates type of seat.

THIRD DIGIT indicates back-of-cab equipment.

FIRST DIGIT	SECOND DIGIT	THIRD DIGIT	DESCRIPTION	CAB PARTS	BEHIND CAB PARTS
				CATALOGED AS -	
B thru G	FOR	4	Ranger cab w/styleside pickup box	81E(exc. Crew Cab)	99
		D	Ranger cab w/styleside pickup box	81E(Crew Cab)	99
K thru O	FORD	4	Ranger XLT cab w/styleside pickup box	(Ranger XLT exc. Crew Cab)	99
		D	Ranger XLT cab w/styleside pickup box	(Ranger XLT Crew Cab)	99
2 thru 6	INTERNAL CONTROL ONLY	3	Custom cab w/flareside pickup box	81A	83
		4	Custom cab w/styleside pickup box	81A(exc. Crew Cab)	99
		D	Custom cab w/styleside pickup box	81A(Crew Cab)	99
		5	Custom cab w/platform and racks	81A	86
		7	Cowl (less windshield)	84	
		8	Custom cab w/o back-of-cab equipment	81A(exc. Crew Cab)	
		G	Custom cab w/o back-of-cab equipment	81A(Crew Cab)	80
		9	Custom cab w/platform	81A	80
			<b>P350/500</b>		
		0	Parcel delivery	By Series	
			<b>M450/500</b>		
			Motor Home	By Series	
			<b>B-F500</b>		
B thru F	FOR FORD INTERNAL CONTROL ONLY	8	Custom cab w/o back-of-cab equipment	81B	
2 thru 6		5	Standard cab w/platform and racks	81A	86
		7	Bus or Cowl (less windshield)	84	
		8	Standard cab w/o back-of-cab equipment	81A	
		9	Standard cab w/platform	81A	80



**BUY IT NOW!**  
Click Here To Order






**BODY TYPE DESCRIPTIONS**  
(Arranged in Alphabetical Sequence)

Most body parts and some chassis parts are listed according to Body Type such as 81,83 etc. Body type and trim code information is shown in a 2 digit code for Econoline and a 3 digit code for all Trucks except Econoline.

The body type suffix such as (89)A, (89)B, (89)C etc. is not shown on the Warranty Plate. To determine the specific body type through rating or warranty plate information the model code such as E110,E360 etc. must also be used.

A chart listing the body type codes in conjunction with the related model codes is shown on the preceding pages.

DESCRIPTION	BODY TYPE CODE SHOWN IN CATALOG
Conventional Closed Cab-Custom	81B (F500)
Conventional Closed Cab-Standard (Custom for F100/350)	81A (F100/350)
Conventional Closed Cab-Standard	81A (F500)
Closed Drive Away - includes Windshield Frame	85
Open Drive Away - less Windshield Frame	84
Econoline Cargo Van (Custom)	89B
Econoline Cargo Van (Standard)	89A
Econoline Chateau Wagon	82C
Econoline Club Wagon	82A
Econoline Custom Club Wagon	82B
Econoline Cutaway Van	89
Econoline Display Van (Custom)	89D
Econoline Display Van (Standard)	89C
Econoline Window Van (Custom)	89F
Econoline Window Van (Standard)	89E
Motor Home	Non-assigned
Parcel Delivery	85
Pickup Box-Flare Side	83
Pickup Box-Style Side	99
Platform	80
Rack	86




**BUY IT NOW!**  
**Click Here To Order**







BODY TYPE


80 (PLATFORM)




81 (F SERIES)



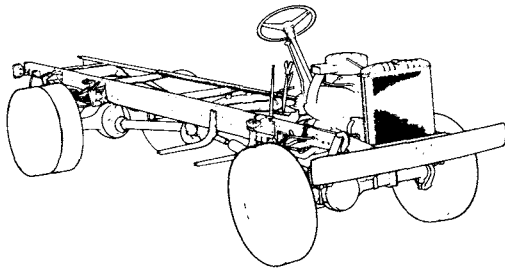
83 (FLARE SIDE PICK UP)



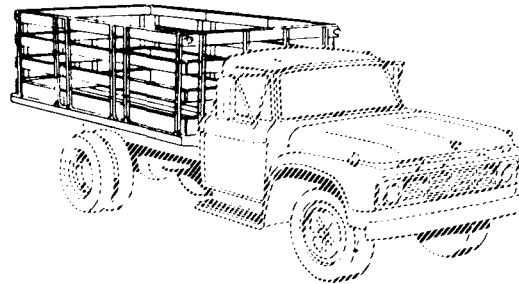
84 (OPEN DRIVE AWAY LESS WINDSHIELD)




85 (P and M SERIES CHASSIS)




86 (RACK)



99 (STYLE SIDE PICK UP)



99 SUPER CAB



P-10324



BUY IT NOW!



Click Here To Order



1973/79  
TRUCK SERIES 100/500



GENERAL  
INFORMATION

1973/74  
BODY TYPE  
82A





105" W/B SHOWN-ALSO  
AVAILABLE IN 123" W/B

1973/74  
82B



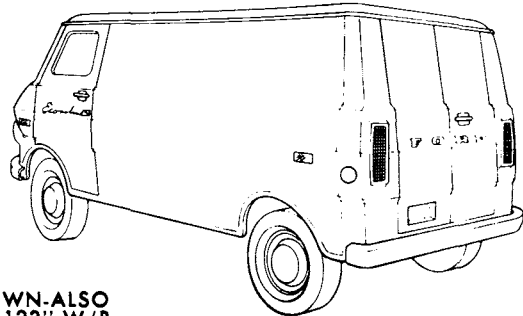

105" W/B SHOWN-ALSO  
AVAILABLE IN 123" W/B

1973/74  
82C



105" W/B SHOWN-ALSO  
AVAILABLE IN 123" W/B

1973/74  
89A



105" W/B SHOWN-ALSO  
AVAILABLE IN 123" W/B

P-10325



**BUY IT NOW!**

**Click Here To Order**



COPYRIGHT © 1979 FORD MOTOR-DEARBORN, MICHIGAN  
COMPANY

**NEW ISSUE**





1973/79  
TRUCK SERIES 100/500

1973/74  
BODY TYPE  
89B





105" W/B SHOWN-ALSO  
AVAILABLE IN 123" W/B

1973/74  
89C





105" W/B SHOWN-ALSO  
AVAILABLE IN 123" W/B

1973/74  
89D



105" W/B SHOWN-ALSO  
AVAILABLE IN 123" W/B

1973/74  
89E



105" W/B SHOWN-ALSO  
AVAILABLE IN 123" W/B

P-10326





**BUY IT NOW!**

**Click Here To Order**




1973/79  
TRUCK SERIES 100/500


1973/74  
BODY TYPE  
89F




105" W/B SHOWN-ALSO  
AVAILABLE IN 123" W/B




1973/74  
CUTAWAY CAB



1973/74  
E300 (PARCEL DELIVERY VAN)  
REFER TO PDV SECTION FOR ALL  
PARTS EXCEPT CUTAWAY CAB



1973/74 E300 (CAMPER)  
REFER TO BODY BUILDER FOR ALL  
PARTS EXCEPT CUTAWAY CAB



1973/74  
E100/300 (CAMPER WITH RAISED TOP)  
REFER TO BODY BUILDER FOR ALL ROOF PARTS



1975/  
E100/350 VAN


P-10327

**SATISFACTION  
100%  
GUARANTEED**


**BUY IT NOW!**

**Click Here To Order**

CREW CAB




AMERICAN ROAD CAMPER




REFER TO R/V SECTION (GENERAL INFORMATION) FOR ORDERING INSTRUCTIONS.

P350/500




REFER TO BODY BUILDER FOR ALL PARTS EXCEPT CHASSIS


M450/500 (MOTOR HOME)




REFER TO BODY BUILDER FOR ALL PARTS EXCEPT CHASSIS



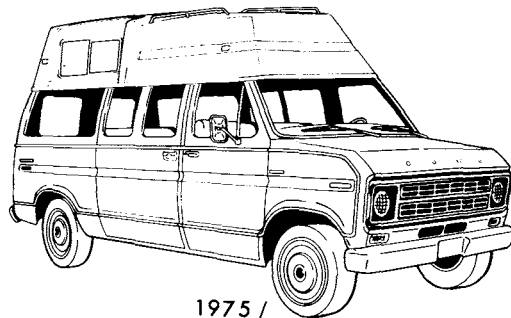
1975 /  
E250/350 CUTAWAY CAB



1975 /  
E250/350 (PARCEL DELIVERY VAN)  
REFER TO PDV SECTION FOR ALL PARTS EXCEPT CUTAWAY CAB



1975 /  
E100/350 (CAMPER WITH RAISED TOP)  
REFER TO BODY BUILDER FOR ALL ROOF PARTS



1975 /  
E100/350 (CAMPER WITH RAISED TOP)  
REFER TO BODY BUILDER FOR ALL ROOF PARTS

P-11533



**BUY IT NOW!**

[Click Here To Order](#)



**WARRANTY PLATE or CERTIFICATION LABEL - cont'd.**

**TRANSMISSION CODES**

THE TRANSMISSION CODE IDENTIFIES THE TYPE OF TRANSMISSION.

THE FOLLOWING CHART LISTS THESE CODES, THE NUMBER OF FORWARD SPEEDS AND THE MANUFACTURERS NAME AND MODEL NUMBER.

FOR FURTHER TRANSMISSION IDENTIFICATION REFER TO SECTIONS 70 or A70 IN THIS CATALOG.

G U D FOR AXLE LOADINGS		
BODY	TRANS.	AXLE
K34	G	38J
		48
		D.S.O.

CODE	YEAR	SPEED	DESCRIPTION	MANUFACTURER		CODE	YEAR	SPEED	DESCRIPTION	MANUFACTURER	
				NAME	MODEL					NAME	MODEL
A	73/	4		New Process	435	O	73/	5	Direct	New Process	542-FL
B	78/	4	Overdrive	Clark		P	73/	4		Warner	T19
C	73/	3	Manual	Ford		T	73/	5	Overdrive	New Process	542-FO
E	73/	4	DSO - ▲	Warner	T19	X	78/		Automatic	C6	Fleet only
F	73/	4		Warner	T18	Z	77		Cruisomatic	C6	
G	73/	3	Automatic	Ford		2	73/	5	Direct	Clark	282-V
J	79	3	Automatic	Ford		4	73/	5	Overdrive	Clark	280-VO
K	79	3	Automatic	F100/350		9	73/	5	Direct	New Process	542-FD
L	75/	5	Automatic	Allison	AT540						
M	73/	5	Direct	Clark	285-V						

**REAR AXLE RATIO CODES**

THE FIRST TWO DIGITS OF THE AXLE CODE IDENTIFY THE RATIO AND CAPACITY OF THE REAR AXLE.

THE FOLLOWING CHART LISTS THESE CODES, THE CORRESPONDING RATIO AND CAPACITY AS WELL AS THE MANUFACTURERS NAME AND MODEL NUMBER.

E Q U FOR AXLE LOADINGS		
BODY	TRANS.	AXLE
K34	G	38
		48
		D.S.O.

CODE	YEAR	RATIO	CAPACITY	MANUFACTURER		DESCRIPTION
				NAME	MODEL	
A2	73/76	3.70	3.3M	Ford		Limited slip
A3	73/75	4.11	2.78M	Ford		Limited slip
	76/77	4.11	2.9M	Ford		Limited slip
A5	73/76	4.11	3.3M	Ford		Limited slip
B4	73/74	4.10	5.3M	Dana (Spicer)	60	Limited slip
	75/	4.10	5.3M	Dana (Spicer)	60	Limited slip
B8	73/75	3.50	2.78M	Ford		Limited slip
	76/77	3.50	2.9M	Ford		Limited slip
B9	73/76	3.50	3.3M	Ford		Limited slip
C7	73/	3.54	5.3M	Dana (Spicer)	60	Limited slip
C8	73/74	3.73	5.3M	Dana (Spicer)	60	Limited slip
	75/	3.73	5.3M	Dana (Spicer)	60	Limited slip
D6	74	3.73	7.4M	Dana (Spicer)	70	Limited slip
	75/76	3.73	7.4M	Dana (Spicer)	70	Limited slip
D7	73/74	4.10	7.4M	Dana (Spicer)	70	Limited slip
	75/	4.10	7.4M	Dana (Spicer)	70	Limited slip
E1	73/77	5.57/7.75	17.5M	Eaton	16244	2 Speed
E2	73/77	6.17/8.58	17.5M	Eaton	16244	2 Speed
E3	73/77	6.50/9.04	17.5M	Eaton	16244	2 Speed
EH	76/77	5.57/7.60	18.5M	Eaton	17221	2 Speed
F1	73	5.14/7.17	15M	Eaton	15201	2 Speed
F2	73/77	5.83/8.12	15M	Eaton	15201	2 Speed
F3	73/77	6.33/8.81	15M	Eaton	15201	2 Speed
FH	76/77	6.14/8.38	18.5M	Eaton	17221	2 Speed
FQ	76/77	6.14	18.5M	Eaton	17121	

Refer to page 12 for complete explanation.  
COPYRIGHT © 1980 - FORD MOTOR COMPANY - DEARBORN, MICHIGAN

**Change No. 1**



**BUY IT NOW!**

**Click Here To Order**



## WARRANTY PLATE or CERTIFICATION LABEL - cont'd.

## REAR AXLE RATIO CODES

CODE	YEAR	RATIO	CAPACITY	MANUFACTURER		DESCRIPTION
				NAME	MODEL	
G1	73/75	3.54	5.05M	Dana (Spicer)		Limited slip
G3	73/75	4.10	5.05M	Dana (Spicer)		Limited slip
GH	76/77	6.50/8.87	18.5M	Eaton	17221	2 Speed
GQ	76/77	6.50	18.5M	Eaton	17121	
H1	74	3.00	3.6M	Ford		Limited slip
	75	3.00	3.6M	Ford		Limited slip
	76	3.00	3.75M	Ford		Limited slip
H2	73/74	3.50	3.6M	Ford		Limited slip
	75/77	3.50	3.6M	Ford		Limited slip
	76/	3.50	3.75M	Ford		Limited slip
H3	73/74	4.11	3.6M	Ford		Limited slip
	75	4.11	3.6M	Ford		Limited slip
	76	4.11	3.75M	Ford		Limited slip
	79	2.75	3.75M	Ford		Limited slip
H4	74/75	3.25	3.6M	Ford		Limited slip
	76/	3.25	3.75M	Ford		Limited slip
H5	76	3.70	3.75M	Ford		Limited slip
H7	78/	3.00	3.75M	Ford		Limited slip
H9	77/	4.11	3.75M	Ford		Limited slip
HH	76/77	7.17/9.77	18.5M	Eaton	17221	2 Speed
HQ	76/77	7.17	18.5M	Eaton	17121	
01	75/78	3.00	2.75M	Ford		
02	73/77	3.00	3.3M	Ford		
	78	2.72	2.9M	Ford		
03	73/75	4.11	2.78M	Ford		
	76/77	4.11	2.9M	Ford		
04	73/74	4.57	2.78M	Ford		
	75	4.57	2.78M	Ford		Except E100/350
	75	3.00	2.75M	Ford		E100/350
	76	3.50	2.75M	Ford		E100/350
05	73/76	4.11	3.3M	Ford		
	77/	2.75	2.75M	Ford		
06	75	3.70	2.75M	Ford		E100/350
	77/	2.75	2.9M	Ford		
07	75	4.11	2.75M	Ford		E100/350
	76/77	3.25	2.9M	Ford		Except E100/350
08	73/77	3.50	3.3M	Ford		
09	73/76	3.70	3.3M	Ford		
10	73/75	3.25	3.3M	Ford		
11	73/74	3.50	3.3M	Ford		
	75	3.50	3.3M	Ford		Except E100/350
	75	4.11	3.6M	Ford		E100/350
	77	2.75	3.3M	Ford		
	78	2.72	3.75M	Ford		
12	73/74	3.70	3.3M	Ford		
	75	3.70	3.3M	Ford		Except E100/350
	75	3.70	3.6M	Ford		E100/350
	76/78	3.00	2.9M	Ford		Except E100/350
	79	4.11	3.75M	Ford		
	76	3.70	3.75M	Ford		Except E100/350
13	77/	2.75	3.75M	Ford		
14	75/	3.00	3.75M	Ford		
	75/76	3.00	3.6M	Ford		E100/350
	77	3.00	3.6M	Ford		



**BUY IT NOW!**

Click Here To Order



**1973/79  
TRUCK SERIES 100/500**

**GENERAL  
INFORMATION**

**WARRANTY PLATE or CERTIFICATION LABEL - cont'd.**

**REAR AXLE RATIO CODES**

CODE	YEAR	RATIO	CAPACITY	MANUFACTURER		DESCRIPTION
				NAME	MODEL	
15	75/	3.25	3.75M	Ford		
16	75/	3.50	3.75M	Ford		Except E100/350
	75/77	3.50	3.6M	Ford		E100/350
17	73/77	3.25	3.3M	Ford		
18	73/76	3.50	2.78M	Ford		
	76/77	3.50	2.9M	Ford		
19	77	4.11	3.75M	Ford		
22	74	4.88	7.4M	Dana (Spicer)	70	
	76/	3.07	5.3M	Dana (Spicer)	61	
23	74	3.31	5.3M	Dana (Spicer)	61	
	75/	3.31	5.3M	Dana (Spicer)	61	
24	73/77	4.10	5.3M	Dana (Spicer)	60	B-F100/500
	73/76	4.10	5.2M	Dana (Spicer)	60	P350/500
	75/	4.10	5.3M	Dana (Spicer)	60	
25	73	4.56	5.3M	Dana (Spicer)	60	B-F100/500
	73/75	4.56	5.2M	Dana (Spicer)	60	
27	73/74	4.10	7.4M	Dana (Spicer)	70	
	75/	4.10	7.4M	Dana (Spicer)	70	
28	73/	4.56	7.4M	Dana (Spicer)	70	
36	73/74	3.73	7.4M	Dana (Spicer)	70	
	75/	3.73	7.4M	Dana (Spicer)	70	
37	73/	3.54	5.3M	Dana (Spicer)	60	
38	73/74	3.73	5.3M	Dana (Spicer)	60	
	75/	3.73	5.3M	Dana (Spicer)	60	
41	73/74	5.83	13M	Rockwell (Timken)	D-100	
	75/77	5.83	13M	Rockwell (Timken)	D-140	
42	73/74	6.20	13M	Rockwell (Timken)	D-100	
	75/77	6.20	13M	Rockwell (Timken)	D-140	
44	73/74	6.80	13M	Rockwell (Timken)	D-100	
	75/76	6.80	13M	Rockwell (Timken)	D-140	
46	77	2.72	3.3M	Dana (Spicer)	44	
52	73/77	5.86	17.5M	Rockwell (Timken)	H-170	
53	73/77	6.14	17.5M	Rockwell (Timken)	H-170	
54	73/77	6.83	17.5M	Rockwell (Timken)	H-170	
55	73/77	7.17	17.5M	Rockwell (Timken)	H-170	
62	73/77	6.20	15M	Rockwell (Timken)	F-106	
64	73/77	6.80	15M	Rockwell (Timken)	F-106	
66	73/77	7.20	15M	Rockwell (Timken)	F-106	
71	73/75	3.54	5.05M	Dana (Spicer)		
72	73/75	3.73	5.05M	Dana (Spicer)		
73	73/75	4.10	5.05M	Dana (Spicer)		



**BUY IT NOW!**

**Click Here To Order**

COPYRIGHT © 1979

FORD MOTOR  
COMPANY

—DEARBORN, MICHIGAN

**NEW ISSUE**



**WARRANTY PLATE or CERTIFICATION LABEL - cont'd.**

**FRONT AXLE CODES**

THE THIRD DIGIT OF THE AXLE CODE IDENTIFIES THE RATIO AND/OR CAPACITY OF THE FRONT AXLE.

THE FOLLOWING CHART LISTS THESE CODES AND THE CORRESPONDING RATIO AND/OR CAPACITY AS WELL AS THE MANUFACTURER NAME AND MODEL NUMBER.

FOR FURTHER FRONT AXLE IDENTIFICATION REFER TO SECTION 30 IN THIS CATALOG.

LOAD FOR AXLE LOADINGS

BODY	TRANS.	AXLE
K34	G	3(J)
48		
D.S.O.		

CODE	YEAR	RATIO (4/W/D ONLY)	CAPACITY	MANUFACTURER		DESCRIPTION
				NAME	MODEL	
A	74		3.8M	Ford		D.S.O. - Δ
	78/					Adjustable strg. column w/power strg.
B	74		4.7M	Ford		D.S.O. - Δ
	78/		Roll Bar	Ford		Adjustable strg. column w/power strg.
C	78/		3.8M Roll Bar	Ford		Adjustable strg. column w/power strg.
D	78/		4.5M Roll Bar	Ford		Adjustable strg. column w/power strg.
E	76		9M	Ford		W/power strg.
	77/		3.8M	Ford		W/power strg.
	79		3.85M	Ford		Adjustable strg. column w/power strg.
G	77	Std.		Ford		W/power strg. high alt.
H	77	Std.		Ford		W/power strg. high alt. not req'd.
I	78/		4.5M	Ford		Adjustable strg. column w/power strg.
J	73/			Ford		W/power strg.
K	73/77		5.5M	Ford	5500	W/power strg.
	78/		Roll Bar	Ford		W/power strg.
L	73/77		6M	Ford		W/ power strg.
	78/		3.8M Roll Bar	Ford		W/power strg.
M	73/77		7M	Ford		W/power strg.
	78/		4.5M Roll Bar	Ford		w/power strg.
N	76/77		9M	Ford		W/power strg.
	78/		3.8M	Ford		W/power strg.
P	73/75	4.55	3.5M	Dana (Spicer)	6CF	W/power strg.
	76		3.55M	Dana (Spicer)	60F	W/power strg.
Q	73/76	4.55	3M	Dana (Spicer)	44F	W/power strg.
R	75/77		3.8M	Dana (Spicer)	6CF, 60F	W/power strg.
	78/		4.5M			W/power strg.
S	79		Roll Bar	Ford		W/power strg.
T	79		3.85M Roll Bar			Adjustable strg. column w/power strg.
U	79		4.5M Roll Bar			Adjustable strg. column w/power strg.
V	79		3.85M			Adjustable strg. column w/power strg.
Z	79		4.5M			Adjustable strg. column w/power strg.
2	73/77		5.5M	Ford	5500	W/o power strg.
	78/		Roll Bar	Ford		W/o power strg.
3	73/77		6M	Ford		W/o power strg.
	78/		3.8M Roll Bar	Ford		W/o power strg.
4	73/77		7M	Ford		W/o power strg.
	78/		4.5M Roll Bar	Ford		W/o power strg.
5	76		3.85M	Ford		W/o power strg.
	76/77		9M	Ford		W/o power strg.
	77/		3.8M	Ford		W/o power strg.
7	73/75	4.55	3.5M	Dana (Spicer)	6CF	W/o power strg.
	76		3.55M	Dana (Spicer)	60F	W/o power strg.
	77	Std.		Ford		W/o power strg. high alt.
8	73/76	4.55	3M	Dana (Spicer)	44F	W/o power strg.
	77	Std.		Ford		W/o power strg. high alt. not req'd.
	78/		3.8M	Dana (Spicer)	60F	W/o power strg.
	79		4.5M			W/o power strg.

page 12 for complete explanation



**BUY IT NOW!**

**Click Here To Order**



WARRANTY PLATE or CERTIFICATION LABEL - cont'd.

GROSS VEHICLE WEIGHT

THE GROSS VEHICLE WEIGHT RATING FOR THE VEHICLE (BASED ON MINIMUM EQUIPMENT REQUIRED) IS SHOWN IN POUNDS (LBS) ABOVE OR BELOW "MAX G.V.W. LBS".

WARRANTY NO./ADEQUATE		
W.B.	COLOR	MOD
131	MB	F25
7500		
MAX. G.V.W. LBS.		

DISTRICT CODES

THE CODE SHOWN ABOVE OR BELOW "D.S.O." IDENTIFIES THE DISTRICT WHICH ORDERED THE UNIT.

THE FOLLOWING CHART LISTS THESE CODES AND THE DISTRICT WHICH THEY REPRESENT.

FOR AN EXPLANATION OF THE D.S.O. PORTION OF THE NUMBER REFER TO PAGE

D.S.O. FOR AXLE LOADINGS		
BODY	TRANS.	AXLE
K34	G	38J
48		
D.S.O.		

CODE	DISTRICT	CODE	DISTRICT	CODE	DISTRICT	CODE	DISTRICT
FORD of CANADA							
11	Boston	55	St. Louis	A1	Central (Lincoln-Mercury)	B1	Central (Ford)
12	Buffalo	56	Davenport	A2	Eastern (Lincoln-Mercury)	B2	Eastern (Ford)
13	New York	57	Houston	A3	Atlantic (Lincoln-Mercury)	B3	Atlantic (Ford)
14	Pittsburgh	58	Twin Cities	A4	Midwestern (Lincoln-Mercury)	B4	Midwestern (Ford)
15	Newark	71	Los Angeles	A6	Western (Lincoln-Mercury)	B6	Western (Ford)
16	Philadelphia	72	San Jose	A7	Pacific (Lincoln-Mercury)	B7	Pacific (Ford)
17	Washington	73	Salt Lake City	A8	Great Lakes (Lincoln-Mercury)	B8	Great Lakes (Ford)
21	Atlanta	74	Seattle			I2	Export
22	Charlotte	75	Phoenix				
23	Memphis	76	Denver				
24	Jacksonville	83	Government				
25	Richmond	84	Home Office Reserve				
26	New Orleans	85	American Red Cross				
28	Louisville	86	Recreation				
41	Chicago	87	Body Company				
42	Cleveland	89	Transportation Service				
43	Milwaukee						
45	Lansing						
46	Indianapolis	90/99	Export				
47	Cincinnati						
48	Detroit						
52	Dallas						
53	Kansas City						
54	Omaha						



**BUY IT NOW!**

Click Here To Order



**1973/79  
TRUCK SERIES 100/500**

**ACCESSORY WEIGHT CHART for 1975 VEHICLES**

When adding accessories to your vehicle, the total weight capacity of the vehicle or of the front or rear axle (GVWR, GAWR as shown on the vehicle Certification Label) must not be exceeded. See the listing below for the weight effect of the various accessories shown.

ACCESSORY	WEIGHT EFFECT (lbs.)		
	TOTAL	FRONT AXLE	REAR AXLE
Air Conditioning	79	83	-4
Air Horn	10	10	0
Air Springs	7	7	0
Auxiliary Fuel Tank - Light Truck (1)			
Standard Cab (4 x 2)			
Non-Evaporative Aft & Midship F150-250 133 W.B. (1)	182	79	103
Non-Evaporative in Cab & Midship F150-250 133 W.B. (1)	174	178	-4
Evaporative Aft & Midship F100 117 W.B. (1)	164	57	107
Evaporative in Cab & Midship F100 117 W.B. (1)	145	144	1
Evaporative Aft & Midship F100-150-250 133 W.B. (1)	172	77	95
Evaporative In Cab & Midship F100-150-250 133 W.B. (1)	153	171	-18
Super Cab (4 x 2)			
Non-Evaporative Aft W/Midship F150-250 139 W.B. (1)	153	45	108
Non-Evaporative Aft W/Midship F150-250 155 W.B. (1)	153	56	97
Evaporative Aft W/Midship F100-150-250 139 W.B. (1)	157	49	108
Evaporative Aft W/Midship F100-150-250 155 W.B. (1)	157	60	97
Bumper Guard - Front	8	9	-1
Coolant Recovery	5	5	0
Fire Extinguisher - 5 BC	4	2	2
Fire Extinguisher - 10 BC (Purple "K")	4	2	2
Fire Extinguisher - 10 BC	10	5	5
Floor Mat	10	0	0
Highway Maintenance Kit	11	5	6
Hood Ornament	1	1	0
Locking Hubs	5	5	0
Mirror - 6 x 10 Swinglock	5	3	2
Mirror - 7 x 10 Low Profile	6	4	2
Mirror - 7 x 10 Junior Western	8	4	4
Mirror - 6 x 10 Camper	7	4	3
Mirror - 7 x 16 Western	10	6	4
Mirror - 4 x 5 Remote	3	2	1
Mirror - Panoramic	1	1	0
Pick-Up Box Rails	18	1	17
Power Brakes	13	12	1
Radio - AM	7	6	1
Radio - AM/FM MPX	12	8	4
Spare Tire Carrier - Front Mount (2)	8	9	-1
Spare Tire Carrier - Slide-Out	23	-4	27
Step Bumper	78	-22	100
Sliding Rear Window	2	1	1
Shock Absorbers (Super Flex)	2	0	2
Snow Plows (Mounting System):			
Bronco (Meyer and Western)	165	220	-55
F100 4 x 4 and F250 4 x 2 (Meyer)	125	176	-51
F100 4 x 4 and F250 4 x 2 (Western)	200	291	-91
F250 4 x 4 (Meyer and Western)	220	290	-70
Speed Control	8	8	0
Splash Guards - Front	10	10	0
Splash Guards - Rear	8	0	8
Trailer Hitch - I	27	-9	36
Trailer Hitch - III - Platform	44	-11	55
Tonneau Cover	11	1	10
Transmission Oil Cooler	7	8	-1

(1) All weights with full fuel load

of tire and wheel. When tire and wheel are installed, add the weight of the al accessory weight, and multiply weight of spare tire and wheel by 1.3 ure to determine the total front axle weight effect.



**BUY IT NOW!**

**Click Here To Order**



**TRUCK SERIES 100/500**  
**ACCESSORY WEIGHT CHART for 1976 VEHICLES**

**GENERAL INFORMATION**

When adding accessories to your vehicle, the total weight capacity of the vehicle or of the front or rear axle (GVWR, GAWR as shown on the vehicle Certification Label) must not be exceeded. See the listing below for the weight effect of the various accessories shown.

ACCESSORY	WEIGHT EFFECT (lbs.)		
	TOTAL	FRONT AXLE	REAR AXLE
Air Conditioning			
300/302/351 Engines	70	70	0
360/390/460 Engines	76	79	-3
Air Horn	10	10	0
Air Springs	7	7	0
Brake Booster Kit - F100 (4 x 2)	13	12	1
Bumper Guard - Front	8	9	-1
Coolant Recovery	5	5	0
Fire Extinguisher - 5BC (3)	4	3	1
Fire Extinguisher - 10BC (3)	10	7	3
Fire Extinguisher - 10BC - Purple "K" (3)	4	3	1
Floor Mat	10	10	0
Highway Maintenance Kit	10	7	3
Hood Ornament	1	1	0
Locking Hubs	5	5	0
Mirror 6 x 10 - Swinglock (2)	5	3	2
Mirror 7 x 10 - Low Profile Swinglock (2)	4	3	1
Mirror 7 x 10 - Junior Western (2)	8	5	3
Mirror 6 x 10 - Camper (2)	7	4	3
Mirror 7 x 16 - Western (2)	10	6	4
Mirror 4 x 5 - Remote (2)	2	1	1
Mirror - Camper Special Low Mount (Gooseneck) (2)	6	4	2
Pick-up Box Rails	18	1	17
Reflector Flare	14	12	2
Radio - AM/FM-MPX	9	7	2
Radio - AM/FM-MPX Tape	15	11	4
Spare Tire Carrier - Front Mount (1)	8	9	-1
Spare Tire Carrier - Slide-Out (4 x 2) (1)	19	-3	22
Spare Tire Carrier - Slide-Out (4 x 4) (1)	23	-4	27
Step Bumper	78	-31	109
Sliding Rear Window	2	1	1
Shock Absorbers (Super Flex)	2	0	2
Snow Plows (Mounting System)			
Bronco - Western	175	229	-54
Bronco - Meyer	134	172	-38
F100 and F250 - Western	195	249	-54
F100 and F250 - Meyer	162	202	-40
F250 Western and Meyer	235	294	-59

(1) Does not include weight of tire and wheel. When tire and wheel are installed, add the weight of the tire and wheel to the total accessory weight and multiply weight of spare tire and wheel by 1.3 and add to the above figure to determine the total front axle effect.

(2) Weight Per Mirror



**BUY IT NOW!**

**Click Here To Order**



Department

COPYRIGHT © 1979

FORD MOTOR COMPANY

— DEARBORN, MICHIGAN

**NEW ISSUE**

## ACCESSORY WEIGHT CHART for 1976 VEHICLES - cont'd.

ACCESSORY	WEIGHT EFFECT (lbs.)		
	TOTAL	FRONT AXLE	REAR AXLE
Speed Control	8	8	0
Splash Guards - Front	10	10	0
Splash Guards - Rear	8	0	8
Step Glide Out (F100-350)	8	5	3
Trailer Hitch - I	27	-9	36
Trailer Hitch - III - Platform	44	-11	55
Tonneau Cover	11	1	10
Transmission Oil Cooler	7	8	-1
Vent - Econoline - Front Assy.	7	7	0
Vent - Econoline - Rear Assy.	7	0	7
Vacuum Gage	1 1/2	1 1/2	0
Undercoating	10	5	5



**BUY IT NOW!**

**Click Here To Order**

PayPal



# 1973/79 TRUCK SERIES 100/500

**GENERAL  
INFORMATION**

67

## ACCESSORY WEIGHT CHART for 1977 VEHICLES

When adding accessories to your vehicle, the total weight capacity of the vehicle or of the front or rear axle (GVWR, GAWR as shown on the vehicle Certification Label) must not be exceeded. See the listing below for the weight effect of the various accessories shown.

<u>ACCESSORY</u>	<u>TOTAL</u>	<u>FRONT AXLE</u>	<u>REAR AXLE</u>
Air Conditioning			
300/302/351 Engines	70	70	0
460 Engines	73	76	-3
Air Horn	10	10	0
Air Springs	7	7	0
Body Side Moulding	3	1 1/2	1 1/2
Bumper Guard - Front	8	9	-1
Coolant Recovery	5	5	0
Fire Extinguisher - 10BC (3)	4	3	1
Floor Mat - Rubber	10	10	0
Floor Mat - Carpet Insert	5 1/2	5 1/2	0
Highway Maintenance Kit	10	7	3
Hood Ornament	1	1	0
License Plate Frame	1	1/2	1/2
Locking Hubs	5	5	0
Luggage Rack Roof Mount/Econoline	10	0	10
Mirror 6 x 9 Swinglock	3	2	1
Mirror 6 x 10 - Swinglock (2)	5	3	2
Mirror 7 x 10 - Low Profile Swinglock (2)	5	3	2
Mirror 7 x 10 - Junior Western - Camper (2)	8	5	3
Mirror 6 x 10 - Camper (2)	7	4	3
Mirror 7 x 16 - Western (2)	10	6	4
Mirror 4 x 5 - Remote (2)	2	1	1
Mirror - Camper Special Low Mount (Gooseneck) (2)	6	4	2
Pick-Up Box Rails	18	1	17
Reflector Flare	14	12	2
Radio - AM	7	6	1
Radio - AM/FM Mono	7	6	1
Radio - AM/FM-MPX	9	7	2
Radio - AM Tape	15	11	4
Radio - AM/FM-MPX Tape	15	11	4
Radio - AM/FM - Quad Tape	15	11	4
Spare Tire Carrier - Front Mount (1)	9	10	-1
Spare Tire Carrier - Slide-Out (4 x 2) (4)	19	-3	22
Spare Tire Carrier - Slide-Out (4 x 4) (4)	23	-4	27
Step Bumper	78	-31	109
Sliding Rear Window	2	1	1
Shock Absorbers (Super Flex)	2	0	2
Rustproofing	16	8	8
Rustproofing and Undercoating	24	12	12
Speed Control	8	8	0
Splash Guards - Front	10	10	0
Splash Guards - Rear	8	0	8
Step Glide Out (F100-350)	8	5	3
Tonneau Cover	11	1	10
Transmission Oil Cooler - Economy	4	5	-1
Transmission Oil Cooler - High Capacity	7	8	-1
Transmission Oil Cooler - Extra High Capacity	5	6	-1
Vent - Econoline - Front Assy.	7 1/2	5 1/2	2
Vent - Econoline - Rear Assy.	7 1/2	2	5 1/2
Vacuum Gage	1 1/2	1 1/2	0
Undercoating	12	6	6

- (1) Does not include weight of tire and wheel. Adjust front and rear weight effect figures to include the tire-wheel-and carrier total weight. Multiply this total by 1.3 to determine the front weight effect.
- (2) Weight Per Mirror
- (3) Located in Passenger Compartment
- (4) Does not include weight of tire. Adjust front and rear weight effect figures to include the tire-wheel-and carrier total weight. Multiply this total by 1.2 to determine the rear weight effect.

COPYRIGHT © 1979 FORD MOTOR COMPANY — DEARBORN, MICHIGAN

**NEW ISSUE**



**BUY IT NOW!**

**Click Here To Order**



# 1973/79 TRUCK SERIES 100/500

## ACCESSORY WEIGHT CHART for 1978 VEHICLES

When adding accessories to your vehicle, the total weight capacity of the vehicle or of the front or rear axle (GVWR, GAWR as shown on the vehicle Certification Label) must not be exceeded. See the listing below for the weight effect of the various accessories shown.

ACCESSORY	WEIGHT EFFECT (lbs.)		
	TOTAL	FRONT AXLE	REAR AXLE
Air Conditioning			
300 Engine (Air Pump)			
"E" Series	65	65	0
"F" Series	62	64	-2
300 Engine (No Air Pump)			
"E" Series	69	69	0
"F" Series	66	68	-2
302 Engine	66	68	-2
351W Engine	70	70	0
351M/400	62	64	-2
460 Engine "E" Series	71	71	0
"F" Series	73	76	-3
Air Horn	10	10	0
Air Springs	7	7	0
Body Side Moulding	3	1 1/2	1 1/2
Bumper Guard - Front	8	9	-1
Coolant Recovery	5	5	0
Fire Extinguisher - 10 BC (1)	4	3	1
Floor Mat - Rubber	10	10	0
Floor Mat - Carpet Insert	5 1/2	5 1/2	0
Fog Lights	9	10	-1
Hood Ornament	1	1	0
License Plate Frame	1	1/2	1/2
Locking Hubs	5	5	0
Mirror 5 1/4 x 8 1/4 - Swinglock (2)	3	2	1
Mirror 5 x 9 - Swinglock (2)	5	3	2
Mirror 6 1/2 x 9 1/2 - Low Profile Swinglock (2)	4	3	1
Mirror 6 1/2 x 9 1/2 - Junior Western - Camper (2)	8	5	3
Mirror 5 x 9 - Camper (2)	7	4	3
Mirror 7 x 16 - Western (2)	10	6	4
Mirror 4 x 5 - Remote (2)	2	1	1
Mirror - Camper Special Low Mount (Gooseneck) (2)	6	4	2
Pick-Up Box Rails	18	1	17
Porthole (Weight Per Part)	3	0	3
Push Bar "E" Series	35	41	-6
Push Bar "F" Series	23	31	-8
Radio - AM	7	6	1
Radio - AM/FM Mono	7	6	1
Radio - AM/FM-MPX	9	7	2

Department

Adjust front and rear weight effect figures to include the tire-wheel-and carrier total by 1.2 to determine the rear weight effect.



# BUY IT NOW!

Click Here To Order



**1973/79  
TRUCK SERIES 100/500**

**GENERAL  
INFORMATION**

69

**ACCESSORY WEIGHT CHART for 1978 VEHICLES - cont'd.**

<u>ACCESSORY</u>	<u>WEIGHT EFFECT (lbs.)</u>		
	<u>TOTAL</u>	<u>FRONT AXLE</u>	<u>REAR AXLE</u>
Radio - AM Tape	15	11	4
Radio - AM/FM-MPX Tape	15	11	4
Radio - AM/FM - Quad Tape	15	11	4
Rallye Bar	54	17	37
Reflector Flare	14	12	2
Roof Sport Rails - Econoline	12	0	12
Rustproofing (Super Seal)	16	8	8
Rustproofing (Super Seal) and Undercoating	24	12	12
Shock Absorbers (Super Flex)	2	0	2
Sliding Rear Window	2	1	1
Spare Tire Carrier - Slide-Out (4 x 2) (4)	19	-3	22
Spare Tire Carrier - Slide-Out (4 x 4) (4)	23	-4	27
Speed Control	8	8	0
Splash Guards - Plastic - Front or Rear	4	2	2
Splash Guards - Rubber - Front	10	10	0
Splash Guards - Rubber - Rear	8	0	8
Step Bumper	78	-31	109
Step Glide-Out (F100-350)	8	5	3
Tonneau Cover	11	1	10
Transmission Oil Cooler - Economy	4	5	-1
Transmission Oil Cooler - High Capacity	7	8	-1
Transmission Oil Cooler - Extra High Capacity	5	6	-1
Undercoating	12	6	6
Vacuum Gage	1 1/2	1 1/2	0
Vent - Econoline - Front Assy.	7 1/2	5 1/2	2
Vent - Econoline - Rear Assy.	7 1/2	2	5 1/2



**BUY IT NOW!**

**Click Here To Order**



# 1973/79 TRUCK SERIES 100/500

## ACCESSORY WEIGHT CHART for 1979 VEHICLES

When adding accessories to your vehicle, the total weight capacity of the vehicle or of the front or rear axle (GVWR, GAWR as shown on the vehicle Certification Label) must not be exceeded. See the listing below for the weight effect of the various accessories shown.

<u>ACCESSORY</u>	<u>TOTAL</u>	<u>FRONT AXLE</u>	<u>REAR AXLE</u>
<b>WEIGHT EFFECT (lbs.)</b>			
Air Conditioning			
4.9L (300 C.I.D.) Engine			
Standard Air Conditioning	63	65	-2
Standard Air Conditioning w/Aux. Evaporator	89	67	22
Comfort Vent Air Conditioning	57	61	-4
Comfort Vent w/Aux. Evaporator	83	63	20
5.0L (302 C.I.D.) Engine			
Standard Air Conditioning (Lt. Truck)	73	76	-3
Standard Air Conditioning (Econoline)	67	68	-1
Standard Air Conditioning w/Aux. Evaporator (Econoline)	93	71	22
Comfort Vent Air Conditioning (Lt. Truck)	65	70	-5
Comfort Vent Air Conditioning - Econoline	61	64	-3
Comfort Vent Air Conditioning w/Aux. Evaporator (Econoline)	87	67	20
5.8L/6.6L (351/400 C.I.D.) Engine			
Standard Air Conditioning	70	72	-2
Standard Air Conditioning w/Aux. Evaporator (Econoline)	93	71	22
Comfort Vent Air Conditioning	62	67	-5
Comfort Vent Air Conditioning w/Aux. Evaporator	87	67	20
7.5L (460 C.I.D.) Engine			
Standard Air Conditioning (Lt. Truck)	79	82	-3
Standard Air Conditioning (Econoline)	70	72	-2
Standard Air Conditioning w/Aux. Evaporator (Econoline)	96	74	22
Comfort Vent Air Conditioning (Lt. Truck)	71	76	-5
Comfort Vent Air Conditioning (Econoline)	64	68	-4
Comfort Vent Air Conditioning w/Aux. Evaporator (Econoline)	90	70	20
Air Horn	10	10	0
Air Spring	7	7	0
Body Side Moulding	3	1 1/2	1 1/2
Bumper Guard - Front	8	9	-1
Coolant Recovery	5	5	0
Fire Extinguisher - 10 BC (1)	4	3	1
Floor Mat - Rubber	10	10	0
Floor Mat - Carpet Insert	5 1/2	5 1/2	0
Fog Lights	9	10	-1
Hood Lock	1	1	0
Hood Ornament	1	1	0
License Plate Frame	1	1/2	1/2
Mirror 5 1/4 x 8 1/4 - Swinglock (2)	3	2	1
Mirror 5 x 9 - Swinglock (2)	5	3	2
Mirror 6 1/2 x 9 1/2 - Low Profile Swinglock (2)	4	3	1
Mirror 6 1/2 x 9 1/2 - Junior Western - Camper (2)	8	5	3
Mirror 5 x 9 - Camper (2)	7	4	3
Mirror 7 x 16 - Western (2)	10	6	4
Mirror 4 x 5 - Remote (2)	2	1	1
Mirror - Camper Special Low Mount (Gooseneck) (2)	6	4	2

rtment



### BUY IT NOW!

Click Here To Order



**1973/79  
TRUCK SERIES 100/500**

**GENERAL  
INFORMATION**

71

**ACCESSORY WEIGHT CHART for 1979 VEHICLES - cont'd.**

<b>WEIGHT EFFECT (lbs.)</b>			
<u>ACCESSORY</u>	<u>TOTAL</u>	<u>FRONT AXLE</u>	<u>REAR AXLE</u>
Pick-Up Box Rails	18	1	17
Porthole (Weight Per Part)	3	0	3
Push Bar "E" Series	35	41	-6
Push Bar "F" Series	23	31	-8
Radio - AM	7	6	1
Radio - AM/FM Mono	7	6	1
Radio - AM/FM-MPX	9	7	2
Radio - AM Tape	15	11	4
Radio - AM/FM-MPX Tape	15	11	4
Radio - AM/FM-Quad Tape	15	11	4
Rallye Bar	54	17	37
Reflector Flare	14	12	2
Roof Sport Rails (Econoline)	12	0	12
Rustproofing (Super Seal)	16	8	8
Rustproofing (Super Seal) and Undercoating	24	12	12
Shock Absorbers (Super Flex)	2	0	2
Sliding Rear Window	2	1	1
Spare Tire Carrier - Slide-Out (4 x 2) (3)	19	-3	22
Spare Tire Carrier - Slide-Out (4 x 4) (3)	23	-4	27
Speed Control	8	8	0
Splash Guards - Plastic - Front or Rear	4	2	2
Splash Guards - Rubber - Front	10	10	0
Splash Guards - Rubber - Rear	8	0	8
Step Bumper	78	-31	109
Step Glide - Out	8	5	3
Storage Compartment (In-Cab) Standard	24	12	12
Storage Compartment (In-Cab) Deluxe (Lined and Unlined)	43	21	22
Tonneau Cover	11	1	10
Transmission Oil Cooler - Economy	4	5	-1
Transmission Oil Cooler - High Capacity	7	8	-1
Transmission Oil Cooler - Extra High Capacity	5	6	-1
Undercoating	12	6	6
Vent - Front Assembly (Econoline)	7 1/2	5 1/2	2
Vent - Rear Assembly (Econoline)	7 1/2	2	5 1/2

tire. Adjust front and rear weight effect figures to include the tire-wheel and multiply this total by 1.2 to determine the rear weight effect.

COPYRIGHT © 1979 — FORD MOTOR COMPANY — DEARBORN, MICHIGAN

**NEW ISSUE**

**100% SATISFACTION GUARANTEED**

**BUY IT NOW!**

**Click Here To Order**

PayPal American Express Discover MasterCard VISA

1973/79  
TRUCK SERIES 100/500

INDEX

PART NAME	GROUP NUMBER	PART NAME	GROUP NUMBER
● This is a Body Group Number, Body Group Numbers are listed numeriacally following group 19B969 of this catalog.			
Adapter kit (rear step bumper)	17A958	License plate frame kit	17A387
Adapter kit (speed control)	9A819	Lighter kit (cigar)	15A044
Antenna kit (radio receiver)	18813	Mat (front floor)	●13086
Auxiliary air spring kit	5A589	Mirror kit (vanity)	17A679
Auxiliary fuel tank hardware kit	9B149	Moulding kit (door outside rear edge)	●20910
Ball kit (trailer hitch)	19F503	Mounting kit (stereo speaker & player)	18808
Bezel (air conditioner)	19C872	Outside rear view mirror kit	17696
Bumper guard kit	17858, 17996	Radio antenna kit	18813
Carrier kit (roof luggage)	●55100	Radio chassis assy.	18806
Chassis assy. (radio receiver)	18806	Radio receiver kit	18805
Child seat kit (tot guard)	19E535	Rail kit (pick-up box top)	●32230
Cigar lighter kit	15A044	Rear step bumper kit	17906
Compressor kit (air conditioner)	19703	Rear step bumper adapter kit	17A958
Condenser kit (air conditioner)	19708	Reflector flare kit	19E500
Coolant recovery kit	8522	Sliding rear window kit	●422B30
Cooler kit (transmission oil auxiliary)	7K177	Snow plow kit	19E537
Door edge guard kit	●20910	Snow plow light kit	15312
Drive kit (air conditioner)	19B969	Spare wheel carriage kit	1440
Evaporator & condenser kit (air conditioner)	19B968	Speaker and hardware kit (radio)	18819
Fire extinguisher kit	19B540	Speed control speedometer cable kit	9A820
Foam (air conditioner water impingement)	19627	Splash guard kit (rear wheel)	16A550
Frame kit (license plate)	17A387	Spotlight & bracket kit	15313
Free running hub kit	1104	Step kit glide out (body side)	●20092
Front floor mat	●13086	Stereo speaker & player mounting kit	18808
Guard kit (splash shield)	16A550	Tachometer kit	17A326
Hardware kit (auxiliary fuel tank)	9B149	Tonneau cover kit	●501A42
Hitch kit (trailer)	19D520	Trailer hitch kit	19D520
Hood top ornament kit	16850	Transmission oil cooler kit (auxiliary)	7K177
Horn kit	13800	Turn kit (snow plow hydraulic)	19F502
Instrument panel glove compartment	●06010	Vanity mirror kit	17A679
Jack assy.	17080	Vent kit (roof)	●019A98
KIT - refer to appropriate noun name		Window kit (sliding back)	●422B30
For example			
Guard kit (splash shield)	16A550		



**BUY IT NOW!**  
Click Here To Order



1973/79 ALPHABETICAL INDEX CHASSIS PARTS 1  
**TRUCK SERIES 100/500**

**INDEX**

PART NAME	GROUP NUMBER	PART NAME	GROUP NUMBER
<b>Notes:    Δ Refer to page 1 of Paint Section</b>			
<b>A</b>		<b>A — Cont'd</b>	
Absorber (steering shock)	3E651	Arm (front axle spindle)	3130-1
Accelerator assy.	9725	Arm (front bumper)	17766-7
Accumulator hose assy. (A/C refrigerant)	19C836	Arm (rear bumper)	17787-8
Actuator (backup lamp switch)	15540	Arm (rear view outside mirror)	17742
Actuator (courtesy lamp switch)	13A786	Arm (rear view outside mirror to mirror head)	17743
Actuator assy. (emission throttle positioner control)	9F441	Arm (steering)	3146
Actuator assy. (steering column lock)	3E723	Arm (steering gear sector shaft pitman)	3590
Actuator kit (P/S control valve)	3783	Arm (steering idler)	3355
Adapter (A/C refrigerant line)	19D695	Arm (trans. gearshift)	7243, 7410
Adapter (brake booster air control valve body)	2326		
Adapter (brake master cylinder mounting)	2B286	Arm (trans. gearshift rocker)	7410
Adapter (carb. air cleaner air duct tube)	9B676	Arm (trans. reverse gear shifter)	7243
Adapter (eng. oil filler)	6A868	Arm (windshield wiper motor output)	17A436
Adapter (eng. oil filler hose)	6A868	Arm assy. (carb. metering rod)	9D819
Adapter (eng. oil filter)	6881	Arm assy. (front axle radius)	3A360
Adapter (eng. rear support)	6C093	Arm assy. (fuel pump rocker)	9376
Adapter (exhaust gas recirculating valve)	9P753	Arm assy. (spare wheel carrier)	1432
Adapter (fuel vapor purge tube to air cleaner)	9D692	Arm assy. (windshield wiper pivot)	17526-7
Adapter (axle shaft stud)	1142	Arm & pivot shaft assy. (windshield wiper mounting)	17566-7
Adapter (speedo.)	17294		
Adapter (speedo. cable drive tip)	17B322	Armature (windshield wiper motor)	17A485
Adapter (thermostatic choke control inlet tube)	9C786	Armature assy. (starter motor)	11005
Adapter (transfer case)	7A197	Arrestor assy. (eng. crankcase vent flame)	6A827
Adapter (water temperature indicator sender)	10911	Axle (front)	3006-7, 3010
Adapter assy. (distributor base)	12A217		
Adapter assy. (eng. oil filter)	6881	Axle assy. (front driving)	3002
Adapter assy. (steering gear control valve)	3E608	<b>B</b>	
Adapter kit (fuel tank vapor canister return)	9B146	Baffle (brake grease)	2240
Adapter kit (speed control)	9A819	Baffle (carb. automatic choke plate)	9A539
Adhesives	Δ	Baffle (eng. push rod crankcase vent)	6A630
Adjuster (P/S gear control valve spool)	3B700	Baffle (eng. valve push rod valley)	6524
Adjuster (rear axle differential bearing)	4067	Baffle (eng. valve spring oil)	6524
Adjuster (speed control connector)	9C876	Baffle (rear axle drive pinion oil)	4670
Adjuster (steering gear thrust bearing)	3A670	Baffle (trans. input shaft bearing oil)	7040
Air conditioner kits	19B968-9	Baffle (trans. output shaft ball bearing oil)	7080
Air conditioner refrigerant	Δ	Baffle assy. (radio speaker)	18974
Alternator (mounting parts)	10A313	Ball (carb. pump discharge check)	9576
Alternator regulator kit (replacement)	10316	Ball (clutch release equalizer shaft)	7543
Alternator assy.	10300, 10346	Ball (trailer hitch)	19F503
		Ball (trans. coasting booster valve shuttle)	7E195
Ammeter (instrument cluster)	10850	Ball (trans. gearshift lever)	7213
Amplifier assy. (exhaust gas recirculation vacuum)	9E451	Ball (transfer case gearshift lever)	7213
Amplifier assy. (speed control)	9D843	Ball kit (steering gear worm)	3647
Anchor (wheel ornament screw)	1A100	Ball stud kit (P/S cylinder hydraulic control valve)	3A533
Antenna kit (radio)	18813	Band (starter motor cover)	11126
Anti-rattle (A/C regulator control)	19D550	Band assy. (trans. front)	7A162
Anti-squeak (spring)	5586	Band assy. (trans. intermediate)	7D034
Anti-theft kit (alarm)	196514	Band assy. (trans. rear)	7A176
Applique (wheel cover)	1137	Band assy. (trans. reverse)	7D095
Apron (front fender)	16054-5	Band & lining assy. (parking brake)	2648
Arm (accelerator pedal throttle)	9798	Bar (front fender apron to radiator support tie)	16A124
Arm (eng. valve rocker)	6564	Bar (front spring shackles)	5468
Arm (exhaust air supply pump belt adjustment)	9B452	Bar (fuel tank bracket tie)	9A075
		Bar (spare wheel carrier stop)	1496

**100% SATISFACTION GUARANTEED**  
**BUY IT NOW!**  
**Click Here To Order**

PayPal   American Express   Discover   MasterCard   VISA

COPYRIGHT © 1979—

FORD MOTOR  
 COMPANY

—DEARBORN, MICHIGAN

**NEW ISSUE**

ALPHABETICAL INDEX CHASSIS PARTS 1973/79  
TRUCK SERIES 100/500

## INDEX

PART NAME	GROUP NUMBER	PART NAME	GROUP NUMBER
<b>Notes:</b> Δ Refer to page 1 of Paint Section			
<b>B — Cont'd</b>		<b>B — Cont'd</b>	
Bar assy. (clutch release equalizer)	7528	Bearing assy. (air compressor belt idler pulley)	2873
Bar assy. (front stabilizer)	5482	Bearing assy. (front axle spindle needle)	3123
Bar assy. (rear stabilizer)	5A772	Bearing assy. (steering column)	3517
Bar assy. (steering front track)	3B239	Bearing assy. (trans. countershaft front)	7118
Bar assy. (transfer case stabilizer)	7F034	Bearing assy. (trans. input shaft)	4630
Bar mounting kit (rear stabilizer)	5C489	Bearing assy. (trans. rear clutch sun gear front needle)	7D480
Base assy. (radio antenna)	18936	Bearing assy. (trans. sun gear thrust)	7D234
Battery	10653-5	Bearing & retainer kit (axle shaft)	1225
Battery (mounting parts)	10732	Bearing kit (coupling support)	4840
Bearing (A/C compressor pulley)	2990	Bearing kit (eng. camshaft)	6A251
Bearing (alternator front)	10094, 10A303	Bearing kit (P/S gear thrust)	3D729-30
Bearing (alternator rear)	10A304	Bearing retainer kit (front wheel lock)	1198
Bearing baffle	4805	Bellcrank (accelerator)	9724
Bearing (booster push rod)	2385	Bellcrank (parking brake)	2A663
Bearing (clutch pilot)	7600	Bellcrank (trans. kickdown control accelerator)	7A188
Bearing cone (transfer case rear output rear)	4621	Bellcrank assy. (trans. control)	7A185
Bearing (coupling shaft support)	4840	Bellcrank assy. (trans. shift)	7A185
Bearing (eng. camshaft)	6261-3, 6267, 6270	Bellcrank & bracket assy. (accelerator)	9732
Bearing (eng. connecting rod)	6211	Belt (alternator)	8620
Bearing (eng. crankshaft main)	6333-7	Belt (drive)	8620
Bearing (front axle spindle pin)	3123	Belt (fan)	8620
Bearing (head lamp adjusting ring)	13B160	Belt (P/S pump)	8620
Bearing (P/S gear control valve)	3B673	Bender (heater hose)	18573
Bearing (P/S gear input shaft)	3D525	Bezel (body side lamp)	15A460
Bearing (P/S gear worm)	3E612	Bezel (emergency warning switch)	15C580
Bearing (P/S pump rotor shaft)	10094	Bezel (fuel tank selector switch)	9A389
Bearing (rear axle driving pinion pilot)	4625	Bezel (headlamp switch)	11649
Bearing (rear axle electric shift drive screw)	4094	Bezel (heater blower switch)	18598
Bearing (rear wheel)	1225	Bezel (heater control)	18A668
Bearing (speedo. driven gear)	17269	Bezel (ignition switch)	11584
Bearing (starter motor drive end housing)	11135	Bezel (instrument cluster)	10876
Bearing (steering column release cam)	3D581	Bezel (instrument cluster control)	10852
Bearing (steering column shaft universal joint)	3C668	Bezel (instrument panel parking brake warning lamp)	10A840
Bearing (steering gear sector shaft)	3B614	Bezel (marker lamp switch)	15469
Bearing (steering gear worm thrust)	3571	Bezel (radio control)	18842
Bearing (transfer case countershaft)	7025	Bezel (radio speaker Fader control)	18A842
Bearing (transfer case input shaft)	7065	Bezel (speed control switch)	9D782
Bearing (transfer case output shaft)	7127	Bezel assy. (A/C register)	19C784
Bearing (trans. countershaft)	7025, 7065, 7118, 7127	Bezel assy. (light switch)	10852
Bearing (trans. countershaft gear pilot front)	7118	Blade assy. (windshield wiper)	17528
Bearing (trans. countershaft thrust rear)	7C096	Block (A/C refrigerant line)	19D695
Bearing (trans. rear clutch sun gear front)	7-7507	Block (anchor brake shoe adjusting spring)	2A186
Bearing (trans. reverse idler)	7120, 7145	Block (headlamp switch junction)	11A648
Bearing (trans. shift bellcrank)	7341	Block assy. (eng. cyl.)	6010
Bearing (trans. synchronizer clutch gear thrust)	7C096	Board (front running)	16450-1
		Board kit (alternator printed circuit)	10B301
		Body (brake booster control valve)	2419
		Body (interior lamp)	13788
		Body (trans. front band servo)	7A094
		Body (trans. governor oil collector)	7D220
		Body (trans. rear band servo)	7B172
		Body assy. (brake booster)	2366
		Body assy. (brake booster control)	2327



**1973/79  
TRUCK SERIES 100/500**

**INDEX**

PART NAME	GROUP NUMBER	PART NAME	GROUP NUMBER
<b>Notes:     △ Refer to page 1 of Paint Section</b>			
<b>B — Cont'd</b>		<b>B — Cont'd</b>	
Body assy. (brake vacuum booster front)	2329	Bolt & nut kit (rear axle driving gear)	4982
Body assy. (locking hub)	1K105	Bond (radio frequency interference suppression)	19A095
Body assy. (rear lamp)	13434-5	Booster installation kit (power brake)	2A091
Body assy. (trans. governor)	7C063	Booster repair kit (power brake)	2309
Body & plugs assy. (fuel pump upper)	9343	Booster repair kit (rear brake control valve)	2C238
Body & socket assy. (interior lamp)	13786	Boot (accelerator shaft)	9793
Bolt (aux. spring tie)	5702	Boot (brake cylinder)	2206
Bolt (brake carrier plate)	2216, 2248	Boot (brake master cylinder)	2180
		Boot (clutch master cylinder)	2180
Bolt (brake inlet, outlet and clutch fitting)	2077	Boot (courtesy lamp switch)	13A759
Bolt (brake master cyl. link rod)	2462	Boot (parking brake lever)	2A713
Bolt (driveshaft universal joint)	4529	Boot (parking brake valve cable)	2A769
Bolt (eng. connecting rod)	6214	Boot (steering column shaft coupling)	3D510
Bolt (eng. crankshaft main bearing cap)	6345	Boot (trans. gearshift lever)	7277
Bolt (eng. cylinder head)	6065	Boot (trans. gearshift lever to housing)	7277
Bolt (eng. flywheel to crankshaft)	6379	Boot assy. (trans. gearshift lever lower)	7277
Bolt (eng. front support insulator)	6047	Boot & insulator kit (P/S hydraulic control valve)	3C651
Bolt (eng. valve rocker arm shaft support)	6A527	Boot kit (brake master cylinder)	2140
Bolt (exhaust air supply crossover)	9C481	Boss (eng. oil level indicator)	6751
Bolt (front axle grease cap)	4A145	Boss (radiator drain lock repair)	8120
Bolt (front axle spindle arm)	3C140	Bowl (fuel filter)	9355
Bolt (front axle spindle arm seal)	3A132	Brace (air compressor)	2888-9
Bolt (front bumper)	17758	Brace (battery support-L.H.)	10769
Bolt (front spring tie)	5345	Brace (frame crossmember)	5A095
Bolt (fuel tank strap)	9A010	Brace (front axle pivot bracket)	3B198
Bolt (front wheel brake drum)	1151	Brace (front fender extension lower)	16B152-3
Bolt (hub)	1118-9	Brace (front fender to radiator support)	16A023
Bolt (lockout hub plate retaining)	1A031	Brace (hood latch support)	16864
Bolt (parking brake anchor clip adjusting)	2616	Brace (radiator grille guard to frame)	8302-3
Bolt (parking brake lever sector to shifter housing)	2799	Brace (radiator support to frame)	8A364, 8A418
Bolt (P/S control valve spool)	3B130		16340-1
Bolt (P/S pump oil filter support or cover retaining)	3601	Brace (rear fender)	16340-1
		Brace assy. (carb. air cleaner)	9663
Bolt (rear axle carrier)	4560	Brace assy. (rear view outside mirror)	17A733-4
Bolt (rear axle carrier to housing)	4347	Bracket (accelerator bellcrank stabilizer front)	9D703
Bolt (rear axle differential case)	4216	Bracket (accelerator bellcrank stabilizer rear)	9D709
Bolt (rear axle differential spider)	4216	Bracket (accelerator cable)	9728
Bolt (rear axle housing cover)	4346	Bracket (accelerator pedal)	9A842
Bolt (rear brake carrier plate)	2248	Bracket (accelerator pedal stop)	9C818
Bolt (rear bumper)	17758	Bracket (accelerator shaft)	9728
Bolt (rear view outside mirror support bracket)	17386	Bracket (A/C blower mounting)	19A260
Bolt (spare wheel carrier hinge)	1471	Bracket (accelerator shaft to dash)	9A762
Bolt (spare wheel mounting)	1448	Bracket (air brake pedal arm bumper)	2448
Bolt (spare wheel carrier support)	1408	Bracket (A/C blower mounting)	19A260
Bolt (spring clamp front and rear)	5723	Bracket (air by-pass valve)	9B290
Bolt (steering column tube flange)	3641	Bracket (A/C & heater control-vacuum motor)	18A314
		Bracket (air compressor to cyl. block)	2882
Bolt (thru alternator)	10A396	Bracket (A/C condenser mounting)	19B594
Bolt (thru starter motor)	11091	Bracket (A/C control cover mounting)	19C995
		Bracket (A/C dehydrator tank mounting)	19B937
Bolt (trans. over running clutch case)	7D167	Bracket (A/C evaporator case mounting)	19A865
Bolt (trans. rear band servo to case)	7-7420	Bracket (A/C evaporator core, mounting)	19A639
Bolt (transfer case gearshift lever to bracket)	7A443	Bracket (A/C evaporator outlet duct mounting)	19B554
Bolt (wheel hub)	1107-8	Bracket (A/C instrument panel register)	19B942
Bolt assy. (eng. oil filter adapter mounting)	6894	Bracket (A/C or heater control mounting)	19C715



**BUY IT NOW!**  
Click Here To Order



## INDEX

PART NAME	GROUP NUMBER	PART NAME	GROUP NUMBER
<b>Notes:</b> $\Delta$ Refer to page 1 of Paint Section			
<b>B — Cont'd</b>		<b>B — Cont'd</b>	
Bracket (A/C register switch mounting)	19A949	Bracket (fog lamp)	15266
Bracket (A/C thermostat mounting)	19A685	Bracket (frame side member)	5K018
Bracket (alt. regulator mounting)	10337	Bracket (frame to body)	5077-8
Bracket (aux. spring)	5700	Bracket (frame to body rear)	5084
Bracket (blower housing)	19A623	Bracket (frame to outlet pipe bracket)	5277
Bracket (backup lamp switch mounting)	15517	Bracket (frame to pickup box)	5081
Bracket (back window heat control mounting)	18623	Bracket (frame to spare wheel carrier)	1453
Bracket (battery clamp bolt)	10A691	Bracket (front axle mounting pivot)	3B178
Bracket (battery hold down clamp)	10A705	Bracket (front brake hose support)	2082
Bracket (belt idler pulley)	8680	Bracket (front fender brace)	16224
Bracket (blower housing)	19A623	Bracket (front fender mounting rear)	16C078
Bracket (body side lamp)	15B421	Bracket (front fender to cowl side)	16A165
Bracket (brake air pressure gauge)	10K852	Bracket (front spring shackle)	5335-41
Bracket (brake air reservoir mounting)	2320	Bracket (front spring wind-up bumper)	5426
Bracket (brake booster control valve)	2B349	Bracket (front stabilizer bar mounting)	5C499
Bracket (brake hose)	2082	Bracket (front suspension radius arm mounting)	3B095
Bracket (brake hose location)	2K340	Bracket (front suspension track bar mounting)	3A093
Bracket (brake line support)	2A051	Bracket (fuel tank guard)	9K037
Bracket (brake master cyl.)	2280	Bracket (fuel tank filler pipe)	9040
Bracket (brake pedal)	2467	Bracket (fuel filter)	9180
Bracket (brake pedal assist spring)	7535	Bracket (fuel tank heat shield)	9K037
Bracket (brake pedal return spring)	2A214	Bracket (fuel tank retaining)	9146
Bracket (brake pressure differential valve mounting)	2B526	Bracket (fuel tank support front)	9A028
Bracket (brake tube support)	2A275	Bracket (fuel tank support rear)	9A041
Bracket (brake vacuum check valve mounting)	2B331	Bracket (fuel vapor storage cannister)	9D665
Bracket (carb. air cleaner support)	9A627	Bracket (fuel valve mounting)	9B394
Bracket (carb. dashpot mounting)	9B550	Bracket (hanger to frame)	5277
Bracket (carb. float bowl vent)	9E520	Bracket (headlamp door mounting)	13A116
Bracket (carb. throttle emission control solenoid)	9J586	Bracket (headlamp door retainer)	13001
Bracket (circuit breaker mounting)	14A066	Bracket (heater air damper door control)	18A272
Bracket (clutch master cyl. mounting)	7A621	Bracket (heater blower motor mounting)	18564, 18C615
Bracket (clutch pedal)	2467	Bracket (heater control instrument panel mounting)	18B358
Bracket (clutch pedal assist spring)	7535, 7A644	Bracket (heater control mounting)	19A884
Bracket (clutch pedal bumper)	7504	Bracket (heater core support)	18K264
Bracket (clutch release equalizer bar retracting spring)	7542	Bracket (heater damper door-air)	18C678
Bracket (clutch release equalizer lower)	7A576	Bracket (heater damper door)	19D635
Bracket (drive line heat shield)	4A390	Bracket (heater door control cable)	18C434
Bracket (emergency warning flasher switch)	15595	Bracket (heater hose support)	18481
Bracket (eng. front support extension mounting)	6031	Bracket (hood bumper mounting)	16A714
Bracket (eng. cable & tube mounting)	6A662	Bracket (hood hinge mounting on body)	16A614-5
Bracket (eng. crankcase vent hose clip)	6788	Bracket (inlet pipe to frame)	5A246, 5277
Bracket (eng. front support)	5057-8, 6028-30	Bracket (interior lamp mounting)	13763
Bracket (eng. front support extension)	6031	Bracket (lamp switch)	13B756
Bracket (eng. oil level indicator tube)	6786	Bracket (license plate mounting rear)	17385
Bracket (eng. rear support)	6096	Bracket (marker lamp mounting)	15444
Bracket (exhaust air supply pump mounting)	9B450	Bracket (muffler inlet pipe shield)	5N205
Bracket (exhaust air supply tube)	9B481	Bracket (muffler pipe to frame)	5A206
Bracket (exhaust gas recirculation reservoir)	9F430	Bracket (muffler to frame)	5260
Bracket (exhaust pipe to frame)	5277	Bracket (oil filler support)	6A867
		Bracket (oil level indicator)	6786
		Bracket (outlet pipe clamp)	5260



**BUY IT NOW!**

**Click Here To Order**



1973/79  
TRUCK SERIES 100/500

INDEX

PART NAME	GROUP NUMBER	PART NAME	GROUP NUMBER
<b>Notes:    Δ Refer to page 1 of Paint Section</b>			
<b>B — Cont'd</b>		<b>B — Cont'd</b>	
Bracket (outlet pipe extension to frame)	5261	Bracket (steering gear housing)	3C694
Bracket (outlet pipe to frame)	5260,	Bracket (steering shock absorber)	3E652-3
	5274	Bracket (tachometer cable)	17361
Bracket (parking brake cable support)	2649	Bracket (throttle control cable)	9A866
Bracket (parking brake control mounting)	2A687,	Bracket (throttle modulator mounting)	9E730
	2795	Bracket (transfer case lever inner)	7B106
Bracket (parking brake equalizer)	2631	Bracket (transfer case mounting)	7A444
		Bracket (transfer case mounting bracket support)	7A051
Bracket (parking brake to trans. case)	2654	Bracket (transfer case steady rest mounting)	7A051
Bracket (pick-up box to frame mounting)	5C044	Bracket (transfer case steady rest mounting to frame)	7A444
Bracket (power brake booster mounting)	2031-2		
Bracket (P/S cyl. mounting)	3A652	Bracket (trans. control cable)	7B229
Bracket (P/S hose)	3C510	Bracket (trans. control selector shaft cable upper)	7B019
Bracket (P/S pump adjusting)	3A732	Bracket (trans. control to accelerator shaft)	7A296
Bracket (P/S reservoir)	3490	Bracket (trans. gearshift idler lever)	7205
Bracket (radiator grille lower)	8A123	Bracket (trans. gearshift tube)	7318
Bracket (radiator grille mounting)	8232	Bracket (trans. gearshift tube & steering column)	7318
Bracket (radiator grille mounting upper)	8A278	Bracket (trans. oil cooler mounting front)	7B142
Bracket (radiator support mounting)	5069-70	Bracket (trans. oil cooler mounting rear)	7B143
Bracket (radiator support to frame)	8A291	Bracket (transfer case mounting)	7F064,
			7A444
Bracket (radiator support to radiator brace)	8A058,	Bracket (turn indicator flasher mounting)	13351
	8A292	Bracket (vacuum gauge mounting)	9C497
		Bracket (volt meter indicator mounting)	10847
Bracket (radio receiver mounting)	18888	Bracket (windshield washer reservoir mounting)	17614,
Bracket (radio speaker mounting)	18815		17651
Bracket (rear axle bumper)	4731	Bracket (wiring)	14536
Bracket (rear brake hose support)	2073	Bracket (windshield wiper motor mounting)	17496
Bracket (rear bumper mounting inner)	17B918	Bracket assy. (accelerator cable)	9723
Bracket (rear bumper mounting outer)	17A881	Bracket assy. (brake booster lever pivot)	2B311
Bracket (rear lamp)	13469-71	Bracket assy. (brake pedal link & lever)	2031
Bracket (rear license plate)	13406	Bracket assy. (brake tube support)	2B358
Bracket (rear shock absorber lower)	18132-3	Bracket assy. (carb. air shroud support)	9C670
Bracket (rear shock absorber to frame)	18A045	Bracket assy. (carb. throttle control)	9764
Bracket (rear shock absorber upper)	18192	Bracket assy. (clutch idler bellcrank lever pivot)	7B587
Bracket (rear spring shackle)	5775	Bracket assy. (clutch pedal stop)	7A530
Bracket (rear stabilizer bar)	5486	Bracket assy. (clutch release equalizer eng.)	7A572
Bracket (rear view inside mirror)	17698	Bracket assy. (clutch release equalizer to frame)	7507
Bracket (rear view outside mirror)	17B713,	Bracket assy. (distributor vacuum valve)	12A195
	17727	Bracket assy. (eng. gas recirculating vacuum amplifier)	9E452
Bracket (relay mounting)	14A301		
Bracket (running board front)	16470-1	Bracket assy. (eng. oil filler tube)	6786
Bracket (seat belt warning actuator)	14A575	Bracket assy. (eng. oil level indicator tube)	6786
Bracket (shock absorber upper)	18035	Bracket assy. (frame to body)	5A112-3
Bracket (spare wheel lock)	1A356	Bracket assy. (front shock absorber lower)	18112-3
Bracket (spare wheel support)	1A409	Bracket assy. (front shock absorber to frame upper)	18183-4
Bracket (speed control amplifier mounting)	9D845	Bracket assy. (fuel tank)	9046
Bracket (speed control regulator)	9D772	Bracket assy. (rear lamp to frame)	13433
Bracket (speed control sensor)	9E719	Bracket assy. (rear shock absorber upper)	18169
Bracket (speed control servo)	9C736	Bracket assy. (spare wheel carrier)	1K360
Bracket (speedo. cable support)	17263	Bracket assy. (speed control)	9C757
Bracket (stabilizer bar)	5486	Bracket assy. (speed control vacuum tank)	9E891
Bracket (steering arm stop)	3C653	Bracket assy. (transfer case lever)	7N029
Bracket (steering column)	3668,	Bracket assy. (transfer case stabilizer)	7F035-6
	3678		

**100% SATISFACTION GUARANTEED**

**BUY IT NOW!**

**Click Here To Order**

PayPal    American Express    Discover    MasterCard    VISA

## INDEX

PART NAME	GROUP NUMBER	PART NAME	GROUP NUMBER
<b>Notes:</b> △ Refer to page 1 of Paint Section			
<b>B — Cont'd</b>		<b>B — Cont'd</b>	
Bracket assy. (trans. gearshift tube)	7317	Bushing (clutch pedal bellcrank lever)	7B586
Bracket assy. (trans. shift bellcrank)	7C431	Bushing (clutch pedal shaft)	7508
Bracket & insulator assy. (muffler inlet pipe)	5A246	Bushing (clutch pedal to idler lever rod)	7526
Bracket & insulator kit (muffler outlet pipe)	5260	Bushing (clutch release equalizer shaft)	7517
Bracket & strap assy. (fuel vapor storage canister)	9D664	Bushing (distributor housing)	12120
Bracket & switch assy. (backup lamp)	15520	Bushing (eng. connecting rod)	6207
Bracket & tee assy. (brake booster tube)	2B503	Bushing (eng. valve guide)	6510
Brake (parking brake cable)	2530-1	Bushing (exhaust thermostat control valve)	9462
Brake caliper repair kit (front wheel)	2120	Bushing (front axle spindle pin)	3110
Brake caliper support repair kit (front wheel)	2120	Bushing (front shock absorber)	18197
Breaker assy. (distributor)	12151	Bushing (front spring)	5348
Breaker assy. (electrical circuit glass tube)	14526	Bushing (front suspension track bar)	3A116
Breaker assy. (fuse electrical circuit)	14526	Bushing (front suspension upper arm ball joint adjusting)	3B049
Breaker assy. (fusible link wire type)	14526		
Brush (starter motor)	11056	Bushing (front track bar)	3A116
Brush assy. (alternator)	10347	Bushing (front wheel spindle)	3110
Brush assy. (horn blowing ring)	13A821	Bushing (lockout hub)	1A023
Brush assy. (speed control)	9C899	Bushing (rear axle electric shift automatic switch to housing)	4108
Brush & holder (A/C compressor)	2979		
Brush & terminal assy. (windshield wiper motor)	17B566	Bushing (rear shock absorber)	18197
Brush & terminal set (alternator)	10347	Bushing (spring)	5781
Brush set (alternator)	10347	Bushing (starter motor brush end plate)	11052
Brush set (starter motor)	11057	Bushing (starter motor drive end housing)	11135
Bulb (lamp)	13465-6,	Bushing (steering column shaft)	3C773
	15220	Bushing (steering gear housing sector shaft)	3576
Bulb assy. (headlamp sealed beam)	13007	Bushing (terminal)	14603
Bumper (clutch & brake pedal)	7583	Bushing (trans. case)	7025
Bumper (front)	17757	Bushing (trans. control shaft to trans. rod)	7A440
Bumper (front axle)	3020	Bushing (trans. converter stator support)	7B261
Bumper (front spring)	5460	Bushing (trans. extension housing)	7A034
Bumper (hood)	16758-63	Bushing (trans. front clutch hub)	7E059
Bumper (rear)	17906	Bushing (trans. front oil pump)	7B258
Bumper (rear axle)	3020,	Bushing (trans. front oil pump drive gear)	7B259
	4730,	Bushing (trans. front pump support)	7B261
	5783	Bushing (trans. front pump support rear)	7D018
Bumper (steering column tube upper flange)	3D656	Bushing (trans. gearshift idler levers to shift rods)	7343,
Bumper guard kit (front or rear)	17996		7C143
Bumper assy. (cab rebound stop)	5K392	Bushing (trans. gearshift lever shaft)	7335
Bus bar assy.	14A033	Bushing (trans. gearshift selector tube lever)	7335
	14A439	Bushing (trans. gearshift tube)	7335
Bushing (accelerator pedal hinge)	9873	Bushing (trans. input shaft)	7120
Bushing (accelerator pedal lever pivot)	9C805	Bushing (trans. intermediate brake drum)	7D046
Bushing (accelerator shaft)	9A763	Bushing (trans. kickdown bracket to trans. rod)	7C484
Bushing (axle pivot)	3B177	Bushing (trans. output shaft bearing retainer)	7A034
Bushing (brake booster)	2372	Bushing (trans. output shaft front)	7B256
Bushing (brake master cylinder)	2474	Bushing (trans. output shaft second speed gear)	7193
Bushing (brake pedal)	2461,	Bushing (trans. planet support)	7A132
	2471	Bushing (trans. rear brake drum support)	7B257
Bushing (brake pedal bracket)	2470	Bushing (trans. rear oil pump body)	7B260
Bushing (brake vacuum booster push rod)	2385	Bushing (trans. reverse brake drum)	7D001
Bushing (carb. choke thermostat lever)	9851	Bushing (trans. reverse idler gear)	7143
Bushing (carb. throttle shaft)	9B508	Bushing (trans. sun gear)	7D065
Bushing (clutch master cylinder)	2474	Bushing (upper ball joint adjusting)	3B049
Bushing (clutch pedal)	2461,	Bushing assy. (front brake caliper locating pin)	2B517
	2471		



**BUY IT NOW!**

**Click Here To Order**



1973/79  
TRUCK SERIES 100/500

ALPHABETICAL INDEX CHASSIS PARTS

7

INDEX

PART NAME	GROUP NUMBER	PART NAME	GROUP NUMBER
<b>Notes:</b> Δ Refer to page 1 of Paint Section			
<b>B — Cont'd</b>		<b>C — Cont'd</b>	
Bushing & insulator kit (trans. gearshift selector arm)	7343	Cap (front spring seat)	5A316
Bushing & insulator repair kit (trans. gearshift selector arm)	7343	Cap (fuel vapor storage canister)	9E602
Bushing & pin assy. (steering idler arm support)	3351	Cap (intake manifold vacuum)	9C492
Bushing & pin kit (front axle spindle)	3111	Cap (P/S gear cylinder end)	3A745
Bushing kit (P/S cyl. piston rod end bushing)	3C590	Cap (P/S pump auxiliary reservoir)	3A006
Bushing repair kit (shock absorber)	18198	Cap (P/S pump relief valve)	3-3627
Button (distributor breaker plate support)	12072	Cap (radiator)	8100
Button (horn)	13A805	Cap (steering column position lock spring)	3E518
Buzzer assy. (seat belt warning)	10B924	Cap (steering column shaft coupling pin)	3A529
		Cap (steering gear cylinder piston)	3D530
		Cap (steering stop)	3B279
		Cap (radiator overflow container)	8K103
<b>C</b>		Cap (trans. control housing)	7220
Cable (brake shoe adjusting lever)	2A178	Cap (trans. counter shaft rear bearing)	7195
Cable assy. (accelerator pedal to carb. throttle)	9A758	Cap (trans. gearshift lever housing)	7220
Cable assy. (A/C regulator)	18518	Cap (trans. gearshift tube)	7319
Cable assy. (battery)	14300-1	Cap (trans. steering column bracket)	7319
Cable assy. (battery to starter relay)	14300	Cap (universal joint knuckle dust)	4710
Cable assy. (battery universal type)	14300	Cap (water outlet)	8A500
Cable assy. (dash to eng. ground)	14303	Cap (wheel hub)	1130
Cable assy. (defroster air)	18548	Cap assy. (eng. oil filler & breather)	6766
Cable assy. (heater air)	18552	Cap assy. (fuel tank filler)	9030
Cable assy. (heater temperature)	18518	Cap assy. (locking hub)	1K104
Cable assy.	16B898	Cap assy. (P/S pump oil reservoir filler)	3A006
Cable assy. (parking brake rear)	2A635	Cap kit (P/S control valve spool centering spring)	3C705
Cable assy. (radio antenna lead-in)	18812	Capacitor (radio voltage regulator)	18832
Cable assy. (speed control)	9A820	Carburetor assy.	9510
Cable assy. (speedo.)	9A820,	Carrier (battery)	10732
	17260,	carrier (jack)	10732
	17365,	Carrier (spare wheel)	1433
Cable & conduit (parking brake front)	2853	Carrier (transfer case differential)	7A219
Cable & conduit assy. (trans. selector control)	7A650	Carrier & bearing cap assy. (axle differential)	4141
Cable guide (automatic brake adjuster)	2A179	Carrier assy. (rear axle differential)	4141
Cable kit (battery booster)	14300	Carrier kit (spare wheel)	1440
Caliper (front wheel brake)	2B338	Case (rear axle differential gear support)	4027,
Caliper repair kit (brake)	2120		4127
		Case assy. (front axle differential)	4204
Cam (carb. fast idle)	9597	Case assy. (rear axle differential)	4204
Cam (distributor)	12210	Case assy. (transfer)	7005
Cam (lockout hub actuating)	1A053	Case assy. (transmission)	7005-6
Cam (parking brake band)	2632	Chain (eng. timing)	6268
Cam (transfer case differential lockout)	7F065	Chamber assy. (air cleaner resonance)	9E805
Cam (trans. high & intermediate shifter)	7281	Chamber assy. (heater air plenum)	18471
Cam (trans. low & reverse shifter)	7283	Channel (spare wheel carrier)	1443
Cam (turn indicator turn off)	13318	Channel assy. (A/C evaporator mounting)	19C980
Cam assy. (carb. fast idle)	9597	Chassis (radio receiver)	18806
Cam kit (carb. fast idle)	9597	Choke (radio receiver suppression)	18A952
Cam plate (parking brake lever)	2A142	Cigar lighter kit	15A044
Camper wiring kit	13A576	Circuit assy. (instrument cluster printed)	10K843
Camshaft (eng.)	6250	Clamp (A/C dehydrator tank)	19838
Camshaft & lever assy. (parking brake)	2A710	Clamp (A/C hoses)	19B679
Canister assy. (fuel vapor storage)	9D653	Clamp (A/C refrigerant line)	19B679
Cap (A/C charge valve)	19D702	Clamp (A/C tube support clip)	19C862
Cap (A/C compressor pulley)	2894	Clamp (aux. spring)	5703
Cap (brake master cylinder filler)	2162	Clamp (battery hold down)	10718
Cap (front axle spindle pin)	3113	Clamp (bracket to outlet pipe)	5A231
	1131		

COPYRIGHT © 1979—

FORD MOTOR

—DEARBORN, MICHIGAN

COMPANY

NEW ISSUE

**100% SATISFACTION GUARANTEED**

**BUY IT NOW!**

**Click Here To Order**

PayPal    American Express    Discover    MasterCard    VISA

### INDEX

PART NAME	GROUP NUMBER	PART NAME	GROUP NUMBER
<b>Notes:    Δ Refer to page 1 of Paint Section</b>			
<b>C — Cont'd</b>		<b>C — Cont'd</b>	
Clamp (brake vacuum booster body)	2350	Clevis (parking brake rod)	2854
Clamp (carburetor)	9792	Clevis (transmission throttle control rod single arm)	7354
Clamp (carburetor thermostatic choke housing)	9842	Clip (A/C tube support)	19B632
Clamp (crossover pipe to inlet pipe)	5A231	Clip (brake cable)	2814
Clamp (distributor terminal housing hold down)	12144	Clip (brake line)	2244
Clamp (distributor to cylinder head)	12270	Clip (brake shoe anti-rattle)	2B164
Clamp (exhaust)	5A231	Clip (brake system)	2279
Clamp (exhaust manifold to cylinder block)	9443	Clip (carb. accelerator pump link rod)	9825
Clamp (exhaust air supply tube)	9D436	Clip (carb. choke rod end retaining)	9825-6
Clamp (extension pipe to outlet pipe)	5A231	Clip (electrical wiring speedo. cable to frame)	14577
Clamp (front axle spindle connecting rod tube)	3287	Clip (hood support rod retaining)	16828
Clamp (front spring)	5330	Clip (speedo. drive gear retaining)	17B336
Clamp (front wheel spindle connecting rod ends)	3287	Clip (trans. diaphragm retainer)	7F006
Clamp (fuel pump hose)	9171	Clip (trans. oil pan screen retaining)	7A097
Clamp (heater hose)	18572	Clip (trans. vacuum diaphragm)	7F006
Clamp (hanger to outlet pipe)	5A231	Clip (trans. vacuum tube)	7C072
Clamp (hose)	8287	Clip (tube retention back-pressure transducer)	9G477
Clamp (intake manifold to cylinder block)	9443	Clip (turn indicator cover)	13377
Clamp (inlet pipe to bracket)	5A231	Clip (windshield wiper adapter & connecting arm)	17531
Clamp (inlet pipe to frame)	5A231	Clip (wire retainer)	14A169
Clamp (inlet pipe to muffler)	5230	Clip assy. (fuel line)	9A317
Clamp (jack hold down)	17091	Cluster assy. (instrument panel less instruments)	9271
Clamp (muffler & outlet pipe to bracket)	5A231	Clutch (trans. second & third speed synchronizer)	7105
Clamp (muffler & outlet pipe to frame)	5260	Clutch assy. (trans. overrunning)	7A089
Clamp (muffler & outlet pipe to hanger)	5A215	Clutch assy. (trans. planetary)	7A089
Clamp (muffler inlet pipe)	5291	Coil (starter motor field)	11082-5
Clamp (muffler to outlet pipe)	5A231	Coil assy. (ignition less mounting strap)	12029
Clamp (oil filler pipe)	6A759	Collar (brake adjusting link)	2A191
Clamp (outlet pipe extension to frame)	5261	Collar (brake vacuum booster push rod)	2440
Clamp (outlet pipe to frame)	5A231	Collar (distributor shaft)	12195
Clamp (rear axle electric shift control switch wire to gearshift lever)	4091	Compressor assy. (A/C)	19703
Clamp (rear spring)	5724	Compressor assy. (vacuum air horn)	13801
Clamp (rear view outside mirror arm)	17733	Condenser assy. (distributor)	12300
Clamp (speed control engagement switch)	9C892	Cone & roller (front axle differential bearing)	4221-2
Clamp (steering column)	3507	Cone & roller (front axle driving pinion)	4621
Clamp (steering column shaft lower coupling)	3D699	Cone & roller (front wheel bearing outer)	1216
Clamp (steering column to instrument panel)	3668	Cone & roller (front wheel inner bearing)	1201
Clamp (steering column tube to instrument panel bracket)	3699	Cone & roller (rear axle differential bearing)	1244
Clamp (steering gear ball return guide)	3544	Cone & roller (rear axle driving pinion)	4621
Clamp assy. (brake booster ring)	2350	Cone & roller (rear axle driving pinion bearing)	4630
Clamp assy. (brake vacuum booster hose)	2344	Cone & roller (transfer case front output shaft)	7065
Clamp assy. (rear shackle compensator)	5A755	Cone & roller (transfer case idler gear)	7065
Clamp & support assy. (brake booster vacuum reserve tank)	2084	Cone & roller (transfer case input shaft)	7065
Clamp kit (rear spring)	5724	Cone & roller assy. (rear wheel & differential bearing)	1244
Cleaner assy. (brake vacuum booster air)	2363	Cone & roller assy. (rear wheel outer bearing)	1240
Cleaner assy. (carburetor air)	9600	Connector (accelerator shaft to speed control)	9B705
Cleaners	Δ	Connector (A/C register)	19C692
Clear vision aids	Δ	Connector (brake pipe to rear axle housing)	2074
Clevis (parking brake cable adjusting)	2854	Connector (choke control inlet tube)	9H56, 9C704
Clevis (parking brake lever to cross shaft rod)	2857	Connector (emission vacuum control)	9E499



**BUY IT NOW!**

Click Here To Order







INDEX

PART NAME	GROUP NUMBER	PART NAME	GROUP NUMBER
<b>Notes:</b> Δ Refer to page 1 of Paint Section			
<b>C — Cont'd</b>		<b>C — Cont'd</b>	
Connector (eng. to trans. vacuum tube front & rear)	7F023, 7B086-7	Cover (alternator brush)	10B367
Connector (fuel vapor tube female)	9D685	Cover (alternator terminal)	10A375
Connector (heater inlet hose)	18A568	Cover (battery)	10A653
Connector (parking brake cable)	2A790	Cover (brake adjusting hole)	2092
Connector (P/S pump)	3R608	Cover (brake booster reservoir)	2162
Connector (P/S pump reservoir return)	3-3542	Cover (brake cylinder)	2055
Connector (trans. oil tube)	7D273	Cover (brake pedal pad)	2A487
Connector (voltage regulator)	10A730	Cover (camper wiring plug)	14A428
Connector (windshield wiper hose)	17489	Cover (carb. choke control diaphragm)	9J554
Connector (wire)	14488	Cover (carb. economizer valve)	9930
Connector assy. (A/C outlet)	19C988	Cover (clutch housing dust)	7564
Connector assy. (emission vacuum control)	9E498	Cover (clutch housing vent opening)	7518
Connector assy. (exhaust gas recirculating vacuum control)	9E455	Cover (eng. valve push rod)	6519
Connector assy. (trans. oil tube)	7D273	Cover (front axle housing)	4033
Connector assy. (wiring)	14487	Cover (fuel pump diaphragm pulsator)	9A359
Connector kit (trailer wiring)	14A347	Cover (heater blower)	18462
Contact (horn button)	3631	Cover (heater hose)	18C267
Contact & spring assy. (horn blowing)	13864	Cover (heater switch opening)	18607
Contact terminal assy. (power door locks)	14A658	Cover (horn button)	3A729
Container (radiator overflow)	8K103	Cover (P/S control valve)	3A582
Control (trans. main)	7A100	Cover (P/S pump reservoir)	3A582
Control (radio rear seat speaker volume)	18972	Cover (radiator grille guard brace opening)	8B323
Control assy. (A/C)	19980	Cover (rear axle electric shift drive screw bearing)	4074
Control assy. (carb. choke)	9700	Cover (rear axle electric shift housing)	4052
Control assy. (carb. throttle)	9775	Cover (rear axle housing)	4033
Control assy. (heater)	18549	Cover (starter motor plunger)	11060
Control assy. (parking brake)	2780-1	Cover (steering column bracket)	3E532
Control assy. (trans. main)	7A100	Cover (steering column position control)	3D505
Control assy. (windshield wiper)	17470	Cover (steering gear sector shaft housing)	3580,
Converter assy. (trans.)	7902	Cover (steering gear shaft & worm)	3583
Coolant recover kit	8522	Cover (steering gear shaft housing)	3583
Cooler (trans. oil)	7A095	Cover (steering gear shaft & worm)	3568,
Cooler assy. (P/S oil)	3D746	Cover (thermostatic choke heat supply)	3597
Cooler & bracket assy. (trans. oil)	7870	Cover (transfer case P.T.O.)	9A705
Cooling system aids	Δ	Cover (transfer case rear idler shaft)	7165
Core (speedo. drive)	17262	Cover (trans. control selector indicator)	7085
Core assy. (A/C condenser)	19712	Cover (trans. converter housing lower)	7A004
Core assy. (A/C evaporator)	19860	Cover (trans. governor inspection)	7986
Core assy. (heater)	18476	Cover (trans. intermediate band servo)	7-7138
Countershaft (transfer case)	7111	Cover (trans. intermediate brake band)	7D027
Countershaft (transfer case range box)	7111	Cover (trans. oil pressure regulator body)	7D027
Countershaft (trans.)	7111	Cover (trans. P.T.O.)	7A141
Countershaft (trans. aux.)	7111	Cover (trans. rear oil pump)	7165
Coupling (frame fuel line)	9B321	Cover (trans. reverse band servo piston)	7A152
Coupling (steering gear input shaft to steering column shaft)	3A525	Cover (turn indicator switch wiring)	7D036
Coupling assy. (A/C self-sealing)	19B595-6	Cover (water pump)	13376
Cover (blower motor)	18515	Cover (wheel hub)	8508
Cover (A/C evaporator core front housing)	19A575	Cover (windshield washer reservoir)	1130
Cover (A/C evaporator housing top rear)	19D600	Cover (windshield wiper motor gear)	17632
Cover (A/C evaporator thermostat)	19736	Cover (windshield wiper motor gear)	17A511
Cover (A/C evaporator thermostat tube)	19D564	Cover assy. (A/C control)	19C993
Cover (accelerator pedal pad)	9735	Cover assy. (A/C evaporator expansion valve)	19C985
		Cover assy. (battery filler cap)	10720
		Cover assy. (carb. accelerator pump)	9528
		Cover assy. (eng. cylinder front)	6019
		Cover assy. (eng. flywheel housing)	6366
		Cover assy. (eng. valve rocker arm)	6582
		Cover assy. (fuel tank filler opening)	9080
		Cover assy. (fuse junction panel box)	14A076

**100% SATISFACTION GUARANTEED**

**BUY IT NOW!**

**Click Here To Order**

PayPal    American Express    Discover    MasterCard    VISA

### INDEX

PART NAME	GROUP NUMBER	PART NAME	GROUP NUMBER
<b>Notes:    Δ Refer to page 1 of Paint Section</b>			
<b>C — Cont'd</b>		<b>C — Cont'd</b>	
Cover assy. (heater blower housing)	18A295	Cylinder repair kit (brake)	2128, 2221-2
Cover assy. (heater core case)	18B299		
Cover assy. (heater housing rear)	18B447	Cylinder repair kit (brake master)	2004
Cover assy. (P/S pump housing)	3A698	<b>D</b>	
Cover assy. (wire connector)	14A593	Damper (trans. shift tube vibration)	7-7205
Cover kit (axle housing)	4033	Damper assy. (eng. crankshaft)	6316
Cover kit (steering wheel)	3L600	Dashpot assy. (carb.)	9B549
Cover & brush assy. (alternator)	10B363	Decal (fan warning)	8653
Cover & starter ring gear assy. (trans. converter)	7950	Deflector (front axle driving pinion oil seal)	4859
Cover plate (radiator support opening)	8C110	Deflector (heater inlet)	18669
Covering (brake tube)	2B452	Deflector (radiator air)	8326-7
Crankshaft assy. (eng.)	6303	Deflector (rear axle driving pinion oil seal)	4859
Cross member (frame)	5025-37	Dehydrator & receiver tank assy. (A/C)	19959
Cross member (frame to radiator support)	5B000	Detent (air brake shoe actuator adjusting)	2B008
Cross member (sub frame)	5A353	Dial (trans. control selector)	7B033
Cup (booster hydraulic cylinder piston)	2408	Diaphragm (booster plate & valve body)	2A365
Cup (brake booster vacuum control valve piston)	2399	Diaphragm (brake vacuum booster body)	2394
Cup (brake cylinder)	2201	Diaphragm (brake vacuum booster control valve)	2A365, 2391
Cup (brake master cylinder secondary)	2170		
		Diaphragm (fuel pump pulsator)	9A358
Cup (brake shoe hold down spring)	2066	Diaphragm assy. (carb. accelerator pump)	9B559
Cup (brake vacuum booster hydraulic cylinder piston)	2408	Diaphragm assy. (distributor)	12370
		Diaphragm assy. (fuel pump)	9398
Cup (distributor oil)	10141	Diaphragm assy. (trans. vacuum throttle valve)	7A377
Cup (front wheel inner bearing)	1202	Differential (bearing adjusting shim kit)	4067
Cup (front wheel outer bearing)	1217	Differential (case kit)	4204
Cup (rear axle differential bearing)	1239, 1243, 4222	Differential (parts kit)	4215
		Differential assy. (rear axle)	4200
		Differential assy. (rear axle traction-loc)	4026
Cup (rear axle driving pinion bearing)	4616	Differential & pinion (shim kit)	4067
Cup (steering gear lower bearing)	3553	Differential side gears & pinions kit (rear axle)	4237
Cup (steering gear upper bearing)	3552	Diode (alternator negative)	10378
Cup (transfer case front output shaft housing)	1202	Diode (alternator positive)	10374
Cup (transfer case idler gear bearing)	1217	Disc (radio receiver tone control)	18830
Cup (transfer case rear output bearing)	4616	Disc (rear axle differential clutch)	4945
Cup (transfer case rear output shaft bearing)	7169	Disc assy. (brake vacuum booster control valve)	2308, 2384
Cup (trans. input shaft bearing)	4628		
Cup & magnet assy. (windshield wiper motor)	17B584	Disc assy. (clutch)	7550
Cushion (radiator grille opening side panel mounting)	8A320	Discharge line (A/C compressor to condenser)	19972
		Distributor assy.	12127
Cylinder (brake booster diaphragm plate)	2417	Distributor repair kit	12000
Cylinder (brake booster hydraulic)	2425	Door (backup lamp)	15513
Cylinder (clutch slave)	7A508	Door (cargo lamp)	15513
Cylinder (trans. clutch)	7A360	Door (defroster air)	18A478
Cylinder assy. (booster)	2425	Door (headlamp)	13064
Cylinder assy. (brake)	2061, 2261-2	Door (heater air outlet)	18A419
		Door (heater air vent)	18A560
Cylinder assy. (brake master)	2140	Door (parking lamp)	13210
Cylinder assy. (clutch master)	7A542-3	Door (rear lamp)	13489
Cylinder assy. (engine)	6009	Door (rear license plate lamp)	13566
Cylinder assy. (P/S hydraulic control)	3A540	Door assy. (A/C control access)	19C997
Cylinder & key assy. (ignition switch lock)	11582	Door assy. (heater air damper)	18A361
		Door assy. (heater air temperature control)	18B545



## BUY IT NOW!

Click Here To Order



**1973/79  
TRUCK SERIES 100/500**

**INDEX**

PART NAME	GROUP NUMBER	PART NAME	GROUP NUMBER
<b>Notes:    Δ Refer to page 1 of Paint Section</b>			
<b>D — Cont'd</b>		<b>E — Cont'd</b>	
Door assy. (heater blower)	18B254	Exterior paint	Δ
Door assy. (air inlet damper A/C & htr)	18752	Extension (clutch release rod)	7A504
Door & seal assy. (heater & A/C damper)	18D293	Extension (exhaust outlet pipe)	5263
Door assy. (A/C & htr. outlet duct upper)	19A760	Extension (frame side member)	5023
Dowel (eng. cylinder block)	6397	Extension (front fender rear lower)	16B160-1
Dowel (eng. cylinder head to cylinder block)	6A008	Extension (front fender & radiator support)	16C152-3
Draincock (radiator or cylinder block)	8115	Extension (steering column tube flange)	3790
Drive spring kit (rear axle electric shift)	4081	Extension (tire valve)	1705
Drive assy. (starter motor)	11350	Extension assy. (A/C feed—blower motor)	19D605
Drum (front brake)	1125	Extension assy. (clutch master cylinder push rod)	7538
Drum (parking brake)	2614	Extension assy. (parking brake cable)	2A793
Drum (rear axle oil collector)	4028	<b>F</b>	
Drum (rear brake)	1126	Fan (alternator pulley)	10A310
Drum assy. (trans. intermediate brake)	7D044	Fan assy. (exhaust air supply)	9C472
Drum assy. (trans. reverse brake)	7C498	Fan assy. (heater blower)	18504
Drum & planetary gear assy. (trans. rear brake)	7A398	Fan blade assy.	8600
Drum & secondary sun gear assy. (trans. front brake)	7A626	Fender (front)	16005-6
Duct (A/C evaporator to inst. panel register)	19926	Fender (rear)	16312-3
Duct (A/C roof side front)	19D576	Field (A/C compressor with pilot bushing)	2987
Duct (A/C roof side rear)	19D577	Filler (carb. accelerator pump cavity)	9F565
Duct assy. (A/C evaporator outlet)	19C633	Filler (front fender rear)	16A016-7
Duct assy. (A/C evaporator to register)	19B680	Filter (air cleaner)	9601
Duct assy. (A/C roof side center)	19901	Filter (exhaust gas recirculating vacuum control valve)	9E491
Duct assy. (aux. A/C & heater inlet)	18D349	Filter (crankcase emission)	9D697
Duct assy. (aux. A/C & heater outlet)	18D352	Filter (gauge fuel tank unit)	9A011
Duct assy. (heater air inlet)	18B259	Filter (instrument cluster lamp)	10B870
Duct assy. (heater air outlet)	18633, 18C297	Filter assy. (crankcase vent)	9D695
Duct assy. (heater outlet to floor)	18C433	Filter assy. (fuel)	9155
Duct & valve assy. (air cleaner air)	9A626	Filter assy. (P/S pump oil)	3C602
Dusting cloth	Δ	Finger (trans. shaft control)	7C124
<b>E</b>		Fire extinguisher kit	19B540
Eccentric (camshaft fuel pump drive)	6287	Fitting (A/C refrigerant lines)	19D695
Economizer kit (carb.)	9A565	Fitting (brake manifold)	2534
Elbow (brake booster)	4087	Fitting (brake master cylinder outlet)	2076
Elbow (eng. crankcase vent hose)	6762,6767	Fitting (clutch master cylinder outlet)	2076
Elbow (exhaust air supply pump outlet)	9C475	Fitting (heater hose connection)	9A455
Elbow (fuel tank filler pipe)	9A141	Fitting (intake manifold to carb. spacer)	9A455
Elbow (fuel tank vent tube)	9170	Fitting (oil pressure sender to eng. governor)	9B339
Elbow (fuel vapor storage canister vent connection)	9E796	Fitting assy. (intake manifold vacuum outlet)	9A474
Elbow (heater hose)	18599	Fitting (P/S pump valve outlet)	3D654
Electrolyte (battery)	10656	Fitting kit (P/S control valve hose)	3C656
Element assy. (carb. or eng. air cleaner)	9601	Flange (coupling shaft universal joint)	4865
Element assy. (cigar lighter)	15054	Flange (starter motor coil retainer)	11106
Element assy. (eng. oil filter)	6731	Flange (steering column tube)	3511
Element assy. (fuel filter)	9365	Flange (trans. output shaft)	7089, 7B198
Element assy. (oil reservoir filter)	3C602	Flange (transfer case output shaft)	7B214
Emblem assy. (steering wheel hub)	3649	Flange (universal joint spline)	7089
End (front wheel spindle connecting rod)	3A130-1	Flange (wheel rim)	1099
Engine assy.	6007	Flange (yoke)	4866
Engine reconditioning paint	Δ	Flange assy. (rear axle u/joint)	4851
Engine starting fluid	Δ	Flange assy. (steering column lower)	3D651
Equalizer (parking brake cable)	2A602	Flange & retainer assy. (steering column tube)	3B580
Expander & spring assy. (brake cyl. piston return)	2204	Flasher assy. (turn indicator)	13350
		Float assy. (carb.)	9550



**BUY IT NOW!**

**Click Here To Order**



### INDEX

PART NAME	GROUP NUMBER	PART NAME	GROUP NUMBER
<b>Notes:     Δ Refer to page 1 of Paint Section</b>			
<b>F — Cont'd</b>		<b>G — Cont'd</b>	
Fork (rear axle differential shift)	4045	Gasket (front brake grease baffle)	1193
Fork (transfer case gearshift)	7289	Gasket (front wheel hub)	1001
Fork (transfer case high & low range shift)	7289	Gasket (front wheel hub & grease cap)	1153
Fork (transfer case lock shift chain drive)	7289	Gasket (fuel filter bowl)	9364
Fork (trans. gear shifter)	7230-1, 7289	Gasket (fuel gauge tank unit)	9276
Fork & shaft (trans. gear shifter)	7230-1	Gasket (fuel pump discharge hose retainer)	9A375
Frame (license plate)	17A387	Gasket (fuel pump mounting)	9417
Frame assy.	5005-6	Gasket (fuel tank filler to quarter panel)	9076
Fuel line	9282	Gasket (fuel vapor valve)	9J588
<b>G</b>		Gasket (headlamp mounting)	13044
Gasket (air cleaner to carb.)	9654	Gasket (heater core tube)	18596
Gasket (alternator brush cover)	10B368	Gasket (heater to dash)	18570
Gasket (backup lamp lens)	15510	Gasket (heater defroster nozzle)	18547
Gasket (body side lamp housing)	15A447	Gasket (intake manifold to cylinder block)	9461
Gasket (booster slave cylinder body)	2373	Gasket (intake manifold to cylinder head)	9439-41
Gasket (A/C register)	9A775	Gasket (lockout hub housing)	1A021
Gasket (booster vacuum control valve body cover)	2479	Gasket (manifold)	9450
Gasket (brake & clutch system)	2151-4	Gasket (marker lens)	15A402
Gasket (brake booster)	2373, 2437	Gasket (parking lamp lens)	13211
Gasket (brake booster diaphragm)	2167	Gasket (P/S pump oil reservoir cover)	3A642
Gasket (brake booster hydraulic cylinder)	2493	Gasket (P/S pump cover)	3A760
Gasket (brake liner connector)	2149	Gasket (rear axle differential carrier)	4035
Gasket (brake master cylinder filler cap)	2167	Gasket (rear axle driving pinion bearing sleeve)	4662
Gasket (brake splash shield)	2B160	Gasket (rear axle driving pinion grease retainer support)	4507
Gasket (carb.)	9447	Gasket (rear axle driving pinion shaft oil slinger)	4671
Gasket (carb. booster venturi support)	9A536	Gasket (rear axle electric shift drive screw bearing cover)	4092
Gasket (carb. economizer)	9A588	Gasket (rear axle electric shift motor cover)	4104
Gasket (carb. economizer cover)	9563	Gasket (rear axle housing to cover)	4036
Gasket (carb. float bowl)	9561	Gasket (rear axle shaft)	1001
Gasket (carb. fuel inlet needle seat)	9569	Gasket (rear axle shift fork opening cover)	4073
Gasket (carb. thermostatic choke control)	9853	Gasket (rear lamp lens)	13461
Gasket (carb. thermostatic choke housing)	9871	Gasket (rear license plate lamp)	13568
Gasket (carb. throttle body to main body)	9516	Gasket (rear view outside mirror)	17724
Gasket (carb. to intake manifold spacer)	9C477	Gasket (rear wheel backing plate)	1001
Gasket (distributor base)	12143	Gasket (rear wheel bearing retainer)	1001
Gasket (eng. cylinder front cover)	6020	Gasket (speedo. case)	17303
Gasket (eng. cylinder head)	6051	Gasket (starter motor plunger cover)	11065
Gasket (eng. flywheel housing)	6435	Gasket (steering gear sector shaft cover)	3581
Gasket (eng. oil filter adapter)	6840, 6A636	Gasket (steering gear worm cover)	3593, 3595
Gasket (eng. oil filter center bolt to cover)	6749	Gasket (thermostatic choke heat supply cover)	9903
Gasket (eng. oil pan)	6710	Gasket (transfer case bearing retainer)	7181
Gasket (eng. oil pan drain plug)	6734	Gasket (transfer case differential housing)	7086
Gasket (eng. oil pump inlet tube)	6626	Gasket (transfer case intermediate bearing retainer)	7086
Gasket (eng. oil pump to block)	6659	Gasket (transfer case poppet plate retainer)	7181
Gasket (eng. valve push rod cover)	6521	Gasket (transfer case poppet spring screw)	7181
Gasket (eng. valve rocker arm cover)	6584	Gasket (transfer case P.T.O.)	7166
Gasket (exhaust air supply tube upper)	9C435	Gasket (transfer case rear output shaft rear bearing retainer)	7086
Gasket (exhaust gas recirculating valve)	9D476	Gasket (transfer case to range box case)	7086
Gasket (exhaust gas recirculating valve adapter)	9E464	Gasket (trans. countershaft bearing cap rear)	7181
Gasket (exhaust manifold)	9448	Gasket (trans. drain plug)	7181
Gasket (exhaust manifold heat shield)	9448	Gasket (trans. extension housing)	7086
Gasket (front axle housing to cover)	4036	Gasket (trans. extension housing to case)	7086



BUY IT NOW!

Click Here To Order



**1973/79  
TRUCK SERIES 100/500**

**INDEX**

PART NAME	GROUP NUMBER	PART NAME	GROUP NUMBER
<b>Notes:    Δ Refer to page 1 of Paint Section</b>			
<b>G — Cont'd</b>		<b>G — Cont'd</b>	
Gasket (trans. extension housing to rear oil pump)	7086	Gauge assy. (oil pressure instrument panel unit)	9273
Gasket (trans. front oil pump to case)	7A136	Gauge kit (eng. vacuum)	10B944
Gasket (trans. gearshift housing)	7223	Gear (distributor driven)	12390
Gasket (trans. gearshift housing cap)	7207	Gear (eng. camshaft)	6256
Gasket (trans. gearshift lever housing to gearshift housing)	7185	Gear (eng. crankshaft)	6306
Gasket (trans. governor cover)	7B391	Gear (eng. flywheel ring)	6384
Gasket (trans. governor inspection cover to extension housing)	7B391	Gear (front axle differential pinion)	4215
Gasket (trans. housing gearshift)	7223	Gear (front axle differential side)	4236
Gasket (trans. input shaft bearing retainer)	7051	Gear (front axle shaft drive)	1245
Gasket (trans. intermediate band servo)	7D026	Gear (rear axle differential planetary)	4229
Gasket (trans. oil pan)	7A191	Gear (rear axle differential side)	4236
Gasket (trans. oil pan screen)	7E062	Gear (rear axle sliding clutch)	4055
Gasket (trans. oil pan to case cork)	7A191	Gear (transfer case chain constant drive)	7A029
Gasket (trans. oil pump cover to case)	7A136	Gear (transfer case countershaft)	7113
Gasket (trans. oil pump to case)	7A136	Gear (transfer case countershaft cluster)	7113
Gasket (trans. output shaft bearing retainer)	7086, 7181	Gear (transfer case differential pinion)	7C416
Gasket (trans. P.T.O. cover)	7166	Gear (transfer case differential side)	7061
Gasket (trans. rear oil pump to case)	7A222	Gear (transfer case front and rear output shaft sliding clutch)	7100
Gasket (trans. throttle control valve)	7B426	Gear (transfer case front output shaft)	7100
Gasket (trans. to transfer case)	7086	Gear (transfer case idler shaft)	7142
Gasket (trans. valve body separator plate)	7D100	Gear (transfer case input drive)	7017
Gasket (water outlet connection)	8255	Gear (transfer case input shaft)	7024, 7158
Gasket (water outlet connection assortment)	8255	Gear (transfer case intermediate drive)	7100
Gasket (water pump cover)	8513	Gear (transfer case sprocket drive and output shaft drive)	7177
Gasket (water pump housing & cylinder)	8507	Gear (trans. countershaft)	7177
Gasket & oil seal repair kit (trans.)	7153	Gear (trans. countershaft cluster)	7113
Gasket & "O" ring repair kit (trans. external)	7C288	Gear (trans. countershaft drive)	7177
Gasket kit (A/C compressor)	19B684	Gear (trans. countershaft fourth speed)	7144
Gasket kit (rear axle)	4A109	Gear (trans. first and second speed)	7100
Gasket set (carb.)	9502	Gear (trans. first speed)	7100
Gasket set (eng. complete overhaul)	6008	Gear (trans. forward ring)	7D392
Gasket set (engine lower)	6E078	Gear (trans. fourth & fifth speed synchronizer)	7183
Gasket set (eng. oil pan)	6781	Gear (trans. fourth speed countershaft)	7144
Gasket set (eng. valve grind)	6079	Gear (trans. low & reverse sliding)	7100
Gasket set (manifold)	9433	Gear (trans. low constant mesh)	7A029
Gasket set (trans.)	7153	Gear (trans. output shaft fourth speed)	7158
Gasket set (transfer case)	7153	Gear (trans. output shaft parking)	7A233
Gas line anti-freeze	Δ	Gear (trans. output shaft ring)	7A153
Gate (trans. gearshift reverse front)	7232	Gear (trans. output shaft second & third speed sliding)	7103
Gate (trans. gear shifter shaft)	7279, 7411	Gear (trans. output shaft second speed)	7176
Gate (trans. gear shifter shaft low & reverse gear)	7232	Gear (trans. output shaft third speed)	7101
Gate (trans. second & third gear shifter shaft)	7411	Gear (trans. output shaft third speed idler)	7196
Gate (trans. shifter shaft reverse gear)	7232	Gear (trans. reverse)	7142
Gauge (instrument cluster water temperature)	10883	Gear (trans. reverse idler)	7141-2
Gauge assy. (brake vacuum)	2A036	Gear (trans. second speed)	7102
Gauge assy. (fuel instrument panel unit)	9280	Gear (trans. third speed countershaft)	7137
Gauge assy. (fuel tank unit)	9275	Gear assy. (steering)	3504
Gauge assy. (oil pressure eng. unit)	9278	Gear assy. (trans. primary sun)	7A399
		Gear assy. (trans. reverse idler)	7141



**BUY IT NOW!**

**Click Here To Order**



### INDEX

PART NAME	GROUP NUMBER	PART NAME	GROUP NUMBER
<b>Notes:     △ Refer to page 1 of Paint Section</b>			
<b>G — Cont'd</b>		<b>H — Cont'd</b>	
Gear assy. (trans. sun)	7D063	Hardware kit (auxiliary midship fuel tank)	9B149
Gear & bushing (transfer case low speed)	7100	Hardware kit (brake shoe & lining)	2C077
Gear & bushing (trans. output shaft intermediate)	7102	Harness assy. (A/C vacuum hose)	19C827
Gear & bushing assy. (trans. reverse idler)	7141-2	Head (A/C compressor cyl.)	2995
Gear & pinion (windshield wiper motor)	17A479	Head (eng. cyl.)	6049
Gear & pinion kit (front axle)	3222	Head (rear view outside mirror)	17C702,
Gear & pinion kit (rear axle)	4209		17722-3
Gear & shaft assy. (windshield wiper motor output)	17A434	Headlamp assy. (less bulb & wiring)	13008
Glass (instrument cluster)	10880	Heat shield (exhaust manifold)	9440
Glass (radiator coolant level sight)	8B404	Heat shield (fuel tank)	9240
Governor (windshield wiper)	17C476	Heater assy. (auxiliary)	18478
Governor assy. (engine)	12450	Heater assy. (eng. block)	6A051
Governor assy. (trans.)	7C053	Heater kit (eng. block)	6D008
Governor assy. (trans. less counterweight)	7C063	Hinge (hood)	16796-7
Governor assy. (trans. with counterweight)	7C053	Holder (alternator brush)	10351
Grille (radiator)	8200	Hood	16612
Grille (radio)	18842, 18978	Hook (hood latch)	16900, 16929
Grommet (A/C liquid line & wiring inlet)	18A548	Hook (towing front)	17A954-5
Grommet (carb. air cleaner)	9697	Horn assy.	13832-3
Grommet (eng. valve push rod cover bolt or stud)	6570	Horn kit (air)	13800
Grommet (fuel tank filler neck)	9080	Hose (air by-pass valve inlet)	9F287
Grommet (fuel tank vent tube)	9069	Hose (A/C evaporator drain)	19858
Grommet (htr. damper door shaft)	18B408	Hose (brake booster reservoir tank gauge)	2A037
Grommet (P/S reservoir cover bolt)	6570	Hose (brake check valve to intake manifold)	2A046
Grommet (radio antenna cable)	18A908	Hose (brake vacuum booster)	2336
Grommet (windshield wiper mtr. brkt.)	17C431	Hose (brake vacuum booster air cleaner)	4090
Grommet (wiring)	14605	Hose (bulk)	17543
Guard (brake booster valve body)	2180	Hose (carb. air cleaner outlet)	9B640
Guard (front bumper)	17984	Hose (coolant)	8C063-9
Guard (fuel tank)	9099	Hose (eng. crankcase vent)	6A664, 6N664,
Guard (radiator grille)	8307		6853
Guide (brake shoe adjusting lever cable)	2A179	Hose (eng. oil filler pipe)	6793
Guide (front axle shaft)	3248	Hose (exhaust air supply check valve inlet)	9C433, 9B466
Guide (rear axle differential clutch plate)	4A323	Hose (exhaust vacuum control valve)	9A428
Guide (steering gear ball return)	3523	Hose (fuel filter to carburetor)	9324
Guide (trans. front band servo piston)	7A269	Hose (fuel tank to filler pipe)	9047
Guide kit (P/S gear ball return)	3D727	Hose (fuel tank vent)	9324
Gusset (frame cross member)	5031-2	Hose (fuel tank vent expansion tank)	9A092
Gusset (frame side member to front cross member)	5123-4	Hose (fuel tank vent tube)	9170
Gusset (frame side member to rear cross member)	5146	Hose (fuel tube connector)	9324
Gusset (frt. fender apron to rad. supt.)	16198-9	Hose (fuel tube intermediate-moulded)	9C275
<b>H</b>		Hose (fuel tube)	9327
Handle & cable assy. (hood latch)	16914	Hose (fuel vapor)	9E325
Handle & shank assy. (tilt steering wheel lever)	3F609	Hose (fuel vapor return)	9G297
Handle (jack)	17081	Hose (heater water)	18472
Handle (wheel nut wrench)	17034	Hose (manifold to brake vacuum booster check valve)	2-2352
Handle assy. (parking brake release)	2760	Hose or tube	2269
Hanger (bracket to outlet pipe)	5261	Hose (P/S pump to aux. reservoir tube)	3691
Hanger (clamp to bracket)	5A290	Hose (P/S return line)	3A005
Hanger (muffler & outlet pipe to frame)	5A290	Hose (power brake booster)	2A047
Hanger (muffler pipes)	5A290		
Hanger (outlet pipe)	5A290		



## BUY IT NOW!

Click Here To Order



1973/79  
TRUCK SERIES 100/500

INDEX

PART NAME	GROUP NUMBER	PART NAME	GROUP NUMBER
<b>Notes:</b> △ Refer to page 1 of Paint Section			
<b>H — Cont'd</b>		<b>H — Cont'd</b>	
Hose (radiator)	8260, 8286	Housing assy. (P/S pump)	3A643
Hose (radiator bulk)	8333	Housing assy. (rear axle)	4010
Hose (radiator drain)	8081	Housing assy. (steering column shaft coupling)	3A528
Hose (radiator overflow)	8075, 8A213	Housing assy. (steering gear)	3548
Hose (rear axle)	4090	Housing assy. (wheel brake caliper)	2B120
Hose (rear axle housing vent)	4A001	Housing & bearing (alternator front)	10333
Hose (speed control regulator to servo)	9C746	Housing & bearing (alternator rear)	10334
Hose (speed control regulator to vacuum supply)	9D770	Housing & end plate assy.	2329
Hose (vacuum gauge)	2B175	Housing & lever (trans. control selector)	7C453
Hose (water by-pass)	8597	Housing kit (carb. thermostatic choke)	9848
Hose (windshield washer)	17A605	Hub (carb. fast idle cam)	9D558
Hose assy. (brake)	2078	Hub (rear axle differential gear clutch)	4946
Hose assy. (fuel pump to fuel line)	9288	Hub (trans. converter impeller)	7915
Hose assy. (fuel tank to fuel tubes)	9B286	Hub (trans. converter turbine)	7926
Hose assy. (fuel vapor return)	9G321	Hub (trans. front clutch)	7B067
Hose assy. (P/S pump to drag link)	3A212	Hub (trans. intermediate & high clutch)	7105
Hose assy. (P/S pressure)	3A719	Hub (trans. output shaft)	7D164
Hose assy. (P/S return line)	3A713	Hub (trans. reverse clutch)	7B067
Hose assy. (rear brake)	2282	Hub (trans. third & fourth gear synchronizer clutch)	7183
Hose & tube assy. (front brake)	2A420	Hub (water pump pulley)	8553
Hose & tube assy. (fuel vapor tank to canister)	9E804	Hub assy. (front)	1104
Hose & tube assy. (P/S aux. reservoir)	3F500	Hub assy. (front wheel free running)	1104
Hose guard kit	19B970	Hub assy. (rear)	1109
Housing (A/C evaporator core)	19A559	Hub assy. (trans. forward clutch)	7B067
Housing (alternator front)	10333	Hub & bearing assy. (clutch release)	7548
Housing (alternator rear)	10334	Hub & brake drum assy. (front)	1102
Housing (carb. air cleaner temperature sensor override valve)	9E863	Hub kit (free running)	1104
Housing (carb. thermostatic choke)	9848	Hub & rotor assy.	1102
Housing (clutch)	7505	<b>I</b>	
Housing (distributor terminal cap)	12106	Ignition cable (high tension radio resistance)	12A024
Housing (front suspension mounting)	3B259, 3A435	Impeller (water pump)	8512
Housing (heater blower motor)	18593	Impeller assy. (trans. converter)	7908
Housing (rear axle electric shift)	4082	Impeller repair kit (P/S pump)	3A711
Housing (starter drive end)	11130	Indicator (eng. oil level)	6750
Housing (transfer case differential)	7A039	Indicator (trans. control selector)	7A110
Housing (trans. converter)	7975, 7976	Indicator (trans. oil level)	7A020
Housing (trans. extension)	7A039	Indicator assy. (emergency warning lamp)	10A934
Housing (trans. gearshift)	7222	Indicator assy. (eng. air cleaner restriction)	9N622
Housing (trans. gearshift lever)	7203, 7222	Insert (carburetor to intake manifold spacer)	9E690
Housing (windshield wiper motor)	17A431	Insert (eng. oil filter mounting bolt)	6890
Housing assy. (A/C evaporator)	19944	Insert (fuel tank filler neck)	9B218
Housing assy. (A/C evaporator or heater core)	19A553	Insert (fuel tank vent adapter)	9B219
Housing assy. (carb. choke)	9A575	Insert (P/S pump rotor)	3D585
Housing assy. (eng. flywheel)	6392	Insert (radiator grille)	8150-1
Housing assy. (front driving axle)	3010	Insert (thermostatic choke control air intake)	9A714
Housing assy. (front spring & shock absorber)	5A306	Insert (trans. control selector position)	7A216 9
Housing assy. (heater)	18A484	Insert (trans. first, second, third & fourth speed synchronizer hub)	7A044
Housing assy. (instrument panel lamp)	10C876	Insert (trans. gearshifter fork)	7C430
Housing assy. (lockout hub)	1A026	Insert (trans. intermediate & high clutch hub)	7A044
		Insulator (A/C blower motor cover)	19D642
		Insulator (alternator diode plate)	10A383
		Insulator (alternator rectifier)	10310
		Insulator (alternator stator end)	10A361
		Insulator (alternator terminal)	10329

**100% SATISFACTION GUARANTEED**  
**BUY IT NOW!**  
**Click Here To Order**

PayPal    American Express    Discover    MasterCard    VISA

### INDEX

PART NAME	GROUP NUMBER	PART NAME	GROUP NUMBER	
<b>Notes:</b> Δ Refer to page 1 of Paint Section				
<b>I — Cont'd</b>		<b>K — Cont'd</b>		
Insulator (ammeter)	10C914	Key (eng. valve spring retainer)	6518	
Insulator (aux. trans. front & rear mount)	7010	Key (speedo. drive)	17A259	
Insulator (body to frame)	5A103	KIT — refer to appropriate noun name For example: Joint kit (front axle shaft universal)	3249	
Insulator (brake caliper piston)	2A531			
Insulator (brake nylon tube)	2B478	Knob (lockout hub actuating)	1A029	
Insulator (circuit breaker)	12289	Knob (rear view outside mirror remote control kit)	17B718	
Insulator (clutch pedal assist spring)	7A630	Knob assy.	18519	
Insulator (eng. front support)	6038-9, 6A061, 6068		Knob assy. (A/C control)	19A962
Insulator (eng. rear support)	6A061, 6068		Knob assy. (heater)	18519
		Knob assy. (radio receiver)	18817	
Insulator (front spring)	5415	Knob assy. (windshield wiper control)	17513	
Insulator (front suspension radius arm axle end)	3B203	Knob & element (cigar lighter)	15052	
Insulator (fuel tank)	9240	Knob & shaft assy. (headlamp switch)	11661	
Insulator (horn blowing brush)	13A822	<b>L</b>		
Insulator (horn blowing contact & spring lower)	13867	Label (unleaded gasoline only)	9A095	
Insulator (jack hold down tray)	17W041	Lamp assy. kit (all weather sealed beam)	15200	
Insulator (non-metallic wiring conduit)	14A240	Lamp assy. (cargo)	13788	
Insulator (P/S control valve spool stop)	3C562	Lamp assy. (cigar lighter)	15072	
Insulator (radiator mounting)	8124-5	Lamp assy. (courtesy)	13776	
Insulator (rear spring center mounting)	5732	Lamp assy. (dome)	13788	
Insulator (rear stabilizer bar)	5493	Lamp assy. (eng. compt.)	15702	
Insulator (starter motor field terminal)	11107	Lamp assy. (front turn indicator outboard type)	13368	
Insulator (starter motor switch)	11068	Lamp assy. (glove compartment)	14413	
Insulator (starter motor switch spring)	11181	Lamp assy. (marker)	15A201, 15442	
Insulator (steering wheel horn ring)	3673	Lamp assy. (parking)	13200	
Insulator (thermostat choke control outlet tube)	9865	Lamp assy. (rear)	13404-5	
Insulator (top control circuit breaker stud)	15A691	Lamp assy. (rear license)	13550	
Insulator (transfer case mounting bracket)	7010	Lamp assy. (trans. control selector)	15A801	
Insulator (transfer case to support stud)	6039	Lamp assy. (utility)	15550	
Insulator (trans. gearshift lever)	7246	Lamp assy. (warning indicator)	10C915	
Insulator (trans. gearshift selector arm)	7341	Lamp assy. (warning stop)	13368	
	7341	Lamp & wiring assy. (brake warning)	10A962	
Insulator (trans. manual control lever)	7341	Latch (hood)	16700	
Insulator (trans. shift bellcrank)	7341	Leaf (aux. spring No. 1)	5589	
Insulator (turn indicator switch wiring)	13A312	Leaf (aux. spring No. 2)	5590	
Insulator assy. (front spring bracket)	5A342	Leaf (front spring No. 1)	5313	
Insulator & washer kit (steering shock absorber)	3E655	Leaf (rear spring No. 1)	5563	
Insulator kit (alternator battery terminal)	10A383	Lens (backup lamp)	15514	
Interior paint	Δ	Lens (cargo lamp)	15514	
<b>J</b>		Lens (dome lamp)	13783	
Jack assy.	17080	Lens (front turn indicator lamp amber)	13328	
Jet (carb. main metering)	9533	Lens (front turn indicator lamp red)	13329	
Jet assy. (windshield washer)	17603	Lens (heater control)	18B396	
Joint assy. (front axle spindle arm)	3049-50	Lens (instrument cluster warning lamp)	10A936-7	
Joint kit (front axle shaft universal)	3249	Lens (parking lamp)	13208-9	
Joint kit (steering column coupling shaft slip yoke)	3815	Lens (rear lamp)	13450	
<b>K</b>		Lens (rear license plate lamp)	13564	
Key (brake booster valve plunger stop)	2B132	Lens assy. (headlamp switch)	10887	
Key (brake caliper support)	2B487	Lens assy. (marker lamp)	15464	
Key (door & ignition lock blank)	3685	Letter	16606	



## BUY IT NOW!

[Click Here To Order](#)



1973/79 ALPHABETICAL INDEX CHASSIS PARTS 17  
**TRUCK SERIES 100/500**

**INDEX**

PART NAME	GROUP NUMBER	PART NAME	GROUP NUMBER
<b>Notes:    Δ Refer to page 1 of Paint Section</b>			
<b>L — Cont'd</b>		<b>L — Cont'd</b>	
Letter (radiator grille panel)	8316	Lever & shaft assy. (carb. throttle)	9581
Lever (brake pedal intermediate)	2466	Leveler kit (air manual)	5A589
Lever (brake shoe adjusting)	2A176-7	Lights & bracket kit (snow plow)	15312
Lever (carb. accelerator pump)	9D591	Limiter (carb. idle adjusting needle)	9J500
Lever (carb. choke control diaphragm)	9J553	Limiter kit (P/S hydraulic control reaction)	3C563
Lever (carb. choke shaft)	9551	Liner (spring clamp rubber)	5334
Lever (carb. fast idle adjusting)	9538	Lining (parking brake)	2620
Lever (carb. fast idle cam)	9F577	Lining kit (brake shoe)	2007
Lever (clutch pedal)	7A554	Link (brake adjusting screw)	2A175
Lever (clutch pedal shaft)	7524	Link (brake cylinder to shoe)	2042
Lever (clutch pressure plate release)	7515	Link (brake shoe adjusting lever)	2179
Lever (fuel pump rocker arm return spring)	9B354	Link (carb. accelerator pump)	9529
Lever (parking brake equalizer)	2A605	Link (distributor breaker plate)	12A186
Lever (parking brake operating)	2A637-8	Link (parking brake operating lever to brake primary shoe)	2A642
Lever (starter motor drive)	11067	Link (parking brake to trans.)	2630
Lever (steering column lock)	3B661	Link (trans. parking pawl toggle operating lever)	7C495
Lever (steering column release)	3D544	Link (trans. parking pawl toggle to pawl)	7-7316
Lever (transfer case control)	7210	Link (transfer case front & rear wheel shift shaft)	7B106
Lever (transfer case range shift)	7B106	Link assy. (heater defroster door)	18C568
Lever (transfer case range shift lockout)	7B106	Link assy. (front stabilizer bar)	5K483
Lever (trans. control selector neutral)	7B097	Link assy. (rear stabilizer bar)	5K484
Lever (trans. downshift control outer)	7A394	Link assy. (steering drag)	3304
Lever (trans. front band servo actuating)	7330	Liquid line (A/C dryer to evaporator)	19835-7
Lever (trans. gearshift)	7210	Liquid tire chain	Δ
Lever (trans. intermediate & high cam & shaft shift)	7285	Lock (exhaust manifold to cylinder head bolt tab)	9A447
Lever (trans. intermediate band servo)	7330	Lock lubricant	Δ
Lever (trans. low & reverse shift)	7290	Lock (rear axle differential bearing adjuster)	4143
Lever (trans. parking pawl toggle)	7A121	Lock set (spare wheel)	1386
Lever (trans. rear band servo actuating)	7A169	Locking differential kit (rear axle)	4880
Lever (trans. throttle control outer)	7-7283	Lockplate (universal joint)	4872
Lever (windshield wiper motor park switch)	17B549	Lock ring (rear axle pilot bearing)	4627
Lever assy. (accelerator shaft)	9761	Lockwasher (front wheel bearing adjusting nut)	1B198
Lever assy. (brake booster)	2B307-8	Lubricants	Δ
Lever assy. (carb. throttle control)	9A514	Lubricator (rear axle differential)	4159
Lever assy. (clutch idler bellcrank)	7B585	<b>M</b>	
Lever assy. (clutch release)	7515	Manifold (intake)	9424-5
Lever assy. (hand throttle)	9A514	Manifold assy. (exhaust)	9430-1
Lever assy. (trans. downshift control inner)	7D261	Manifold assy. (exhaust air supply)	9B445-6
Lever assy. (trans. downshift control outer)	7A394	Manifold & check valve assy. (brake vacuum booster)	2B013
Lever assy. (trans. downshift detent)	7D261	Mask (instrument cluster)	10890-4
Lever assy. (trans. gearshift)	7210	Mask (trans. control selector dial)	15840
Lever assy. (trans. gearshift idler)	7427, 7466	Mask assy. (instrument panel lamp)	108870
Lever assy. (trans. gearshift selector)	7302	Mast assy. (radio antenna replacement)	18A886
Lever assy. (trans. gearshift tube low & reverse shift)	7303	Mat (front floor rubber full)	13086
Lever assy. (trans. high & intermediate gearshift idler)	7C142	Mat (running board)	16490-1
Lever assy. (trans. manual control)	7A256	Medallion (A/C register)	19A551
Lever assy. (trans. manual control valve detent)	7A115	Mirror (rear view outside)	17A700
Lever assy. (trans. parking pawl toggle operating)	7A117	Mirror assy. (rear view inside)	17700
Lever assy. (turn indicator)	13305	Mirror assy. (rear view outside)	17682-3
Lever & shaft (transfer case lockout shift)	7290	Mirror & guard assy. (rear view outside less arms)	17C732
Lever & shaft (transfer case range box shift fork)	7B106	Mirror kit (rear view outside)	17696
		Mirror kit (vanity)	17A679
		Mirror assy. (vanity)	17A679
		Modulator assy.-ignition (breakerless)	12A199
		Motor assy. (A/C vacuum control)	18A318



BUY IT NOW!

Click Here To Order



ALPHABETICAL INDEX CHASSIS PARTS 1973/79  
TRUCK SERIES 100/500

## INDEX

PART NAME	GROUP NUMBER	PART NAME	GROUP NUMBER
<b>Notes: Δ Refer to page 1 of Paint Section</b>			
<b>M — Cont'd</b>		<b>O — Cont'd</b>	
Motor assy. (heater blower)	18527	Oil seal kit (rear wheel inner)	1175
Motor assy. (rear axle electric shift)	4100	Oils	Δ
Motor assy. (windshield wiper)	17508	"O" ring (A/C refrigerant line)	19D695
Motor oils	Δ	"O" ring (A/C refrigerant line compressor fitting)	19D695
Moulding (front fender)	16003-4, 16160-1	"O" ring (lockout hub knob)	1A030
Moulding (front fender wheel opening)	16038-9	"O" ring (P/S gear cover)	3754
Moulding (hood)	16856	"O" ring (P/S pump oil reservoir orifice)	3-3547
Moulding (radiator grille) lower	8419	"O" ring (P/S pump reservoir orifice reinforcement)	3-3549
Muffler	5230	"O" ring (P/S pump valve cap)	3-3618
Muffler & tube assy. (A/C compressor)	2997	"O" ring (rear axle driving pinion bearing retainer)	4669
Muffler assy. (exhaust air supply pump)	9F449	"O" ring (transfer case lockout lever oil seal)	7288
	<b>N</b>	"O" ring (trans. rear band servo piston oil)	7423
Neck assy. (water filler upper)	8020	"O" ring (trans. reverse idler retainer)	12143
Needle (carb. idle adjusting)	9541	Ornament (radiator grille)	8213
Nozzle (windshield defroster hose)	18490	Outlet & wire assy. (trailer towing)	14A341
Nozzle (windshield washer)	17A602	Outlet (windshield defroster)	18A449
Nozzle & connector assy. (windshield defroster)	18A636-7	Output shaft bearing (trans.)	7085
Nut (ball joint retaining)	3A049-50	Overhaul kit (rear axle drive)	4A216
Nut (brake booster diaphragm)	2440		<b>P</b>
Nut (brake pipe)	2133	Packing (eng. crankshaft rear)	6701
Nut (carb. choke plate adjusting)	9D564	Pad (A/C register-louver)	19C896
Nut (clutch release lever adjusting)	7A525	Pad (brake pedal plate)	2457
Nut (coupling shaft flange retaining)	4A819	Pad (brake pedal rubber)	2454
Nut (dual rear disc wheel inner)	1132-3	Pad (clutch pedal rubber)	2454
Nut (dual rear disc wheel outer)	1134-5	Pad (hood)	16740
Nut (eng. connecting rod)	6212	Pad (horn blowing ring pressure)	13A813
Nut (eng. valve rocker arm stud)	6A529	Pad (radiator grille opening side panel mounting)	8A328
Nut (front wheel bearing adjusting)	1197	Pad (rear lamp mounting)	13420
Nut (fuel pump manual control)	9A389	Pad (utility lamp mounting)	13790
Nut (headlamp switch)	11650	Pad assy. (bumper guard)	17A812
Nut (rear axle case bolt)	4322	Pad assy. (front bumper)	17K833-4
Nut (rear view outside mirror remote control)	17B732	Pad & seal assy. (booster mounting)	2A399
Nut (rear wheel bearing)	4252, 4254	Paint	Δ
Nut (spare wheel carrier hinge bolt)	1476	Pan assy. (eng. oil)	6675
Nut (spare wheel mounting)	1462	Pan assy. (trans. oil)	7A194
Nut (spring clip)	5456	Panel assy. air cleaner (hood side)	16B668
Nut (steering gear race)	3D627	Panel (A/C evaporator case)	19801-3, 19811, 19803
Nut (steering gear worm thrust bearing)	3707	Panel (A/C register trim)	19C866
Nut (trans. input shaft)	7045	Panel (fuse junction)	14A068
Nut (trans. shift lever shaft)	4322	Panel (running board apron)	16506-7
Nut (wheel)	1012, 1120-1	Panel assy. (A/C control)	19808
Nut (windshield wiper control)	17512	Panel assy. (A/C evaporator case front)	19A629
Nut & ferrule assy. (exhaust air supply)	9B471	Panel (A/C & htr. outlet duct-outer)	19A880
Nut & locking pin (rear wheel bearing)	4255	Panel (A/C & htr. outlet duct-inner)	19A881
	<b>O</b>	Panel assy. (A/C register trim)	19C866
Oil cooler kit (trans. aux.)	7K177	Panel assy. (fuse junction)	14A067
Oil seal (transfer case shift rod)	7288	Pawl (trans. parking)	7A441
Oil seal (trans. front clutch piston)	7A548	Pawl (turn indicator switch)	13309
Oil seal (trans. housing shifter shaft)	7288	Pedal (clutch)	7519-20
Oil seal (trans. manual control lever oil)	7B498	Pedal assy. (accelerator)	9735
Oil seal (trans. shifter fork cam)	7288	Pedal & bracket assy. (brake)	2450
		Pedal assy. (brake)	2455



**BUY IT NOW!**

**Click Here To Order**



**1973/79**      **ALPHABETICAL INDEX CHASSIS PARTS**    19  
**TRUCK SERIES 100/500**

**INDEX**

PART NAME	GROUP NUMBER	PART NAME	GROUP NUMBER
<b>Notes:    Δ Refer to page 1 of Paint Section</b>			
<b>P — Cont'd</b>		<b>P — Cont'd</b>	
Pin (brake adjusting lever)	2108	Pipe (fuel tank vent-lower)	9101
Pin (brake caliper locating)	2B296	Pipe (muffler crossover)	5267
Pin (brake master cylinder secondary piston stop)	2A511	Pipe (muffler inlet)	5246
Pin (brake pedal clevis)	2489	Pipe (muffler outlet)	5255
Pin (brake pedal pivot)	2A517	Pipe (radiator hose extension)	8291
Pin (brake shoe anchor)	2333, 2027	Pipe assy. (check valve to brake vacuum booster lower)	2362
Pin (brake shoe hold down spring)	2069	Pipe assy. (fuel tank filler)	9034
Pin (clutch pedal clevis)	7588	Pipe assy. (oil filler)	6763, 6784
Pin (eng. crankshaft rear oil seal)	6A302	Piston (brake booster control valve)	2396
Pin (eng. piston)	6135	Piston (brake cylinder)	2196, 2197
Pin (front axle spindle)	3115	Piston (brake master cylinder)	2169
Pin (front axle spindle pin locking)	3122	Piston (carb. choke)	9840
Pin (front spring bracket rebound)	5A341	Piston (clutch master cylinder)	2169
Pin (fuel pump rocker arm)	9378	Piston (front wheel brake cylinder)	2196
Pin (lockout hub retaining cap)	1A025	Piston (trans. clutch)	7A262
Pin (parking brake handle locking)	2819	Piston (trans. front band servo)	7A164
Pin (parking brake lever)	2859	Piston (trans. front clutch)	7A262
Pin (P/S pump rotor shaft)	3-3633	Piston (trans. intermediate band servo)	7D022
Pin (rear axle differential gearshaft lock)	4241	Piston (trans. rear band servo)	7A266
Pin (rear axle differential shift fork roller)	4053	Piston (trans. reverse clutch)	7D402
Pin (rear axle gearshaft lock)	4241	Piston assy. (brake booster hydraulic cylinder)	2368
Pin (rear axle high speed clutch plate)	4154	Piston assy. (eng.)	6108
Pin (rear axle planetary gear)	4029	Piston assy. (trans. intermediate band servo)	7D021
Pin (rear spring shackle pin locking)	5782	Piston assy. (trans. rear clutch)	7D157
Pin (rear wheel bearing lock)	4256	Piston assy. (wheel brake cylinder)	2194
Pin (speed control servo)	9D841	Piston & seal assy. (trans. reverse band servo)	7D189
Pin (steering column pivot)	3D739	Pivot (brake shoe adjusting lever)	2C176
Pin (transfer case poppet plate pivot)	7229	Pivot (clutch release equalizer engine mounting)	7A535
Pin (transfer case shift shaft interlock)	7229	Pivot (transfer case poppet range box)	7F063
Pin (transfer case thrust washer retainer)	7C018	Pivot (trans. gearshift lever)	7K179
Pin (trans. case dowel)	7D362	Pivot (trans. reverse gearshifter arm)	7236
Pin (trans. front band anchor)	7E243	Pivot assy. (rear view outside mirror)	17C748
Pin (trans. gearshift interlock rod)	7C316	Pivot shaft & connecting arm assy. (windshield wiper)	17588-9
Pin (trans. gearshift lever to housing)	7221	Planet assy. (trans. forward)	7A398
Pin (trans. gearshift tube lever)	7337	Planet assy. (trans. reverse)	7D006
Pin (trans. gearshifter lock plunger)	7235	Plate (accelerator plate mounting)	9A788
Pin (trans. gearshifter shaft interlock)	7235	Plate (A/C blower motor cover)	19A802
Pin (trans. parking pawl)	7-7312	Plate (A/C compressor valve)	19656
Pin (trans. parking pawl toggle lever)	7A244, 7A295	Plate (alternator negative conductor)	10B371
Pin (trans. parking pawl toggle link)	7E415	Plate (alternator positive conductor)	10B330
Pin (trans. parking pawl toggle operating lever support)	7A119	Plate assy. (frame to body support)	5C106
Pin (trans. servo actuating lever shaft)	7-7356	Plate assy. (aux. A/C & heater register)	18D356
Pin (trans. shifter interlock)	7235	Plate (brake caliper anchor)	2B292-3
Pin (windshield wiper motor)	17B563	Plate (brake hose connecting)	2L357
Pin (windshield wiper motor contact operating)	17B564	Plate (brake master cylinder piston stop)	2188
Pin & bushing kit (front wheel spindle)	3111	Plate (brake pedal support)	2A416
Pinion (front axle differential)	4215	Plate (brake shoe anchor pin guide)	2028
Pinion (rear axle differential)	4215	Plate (brake vacuum booster diaphragm)	2394
Pinion kit (rear axle)	4215	Plate (carb. air distribution)	9F553
Pipe (brake booster)	2352	Plate (carb. choke)	9545
Pipe (eng. oil filler)	6763		



**BUY IT NOW!**

**Click Here To Order**



COPYRIGHT © 1979—

FORD MOTOR  
COMPANY

—DEARBORN, MICHIGAN

**NEW ISSUE**

### INDEX

PART NAME	GROUP NUMBER	PART NAME	GROUP NUMBER
<b>Notes:    Δ Refer to page 1 of Paint Section</b>			
<b>P — Cont'd</b>		<b>P — Cont'd</b>	
Plate (carb. throttle)	9585	Plate (trans. main control upper valve body)	7A393, 7A396
Plate (clutch master cylinder piston stop)	2188		
Plate (clutch pressure)	7563	Plate (trans. oil pressure regulator body separating)	7A142
Plate (clutch release equalizer bracket mounting)	7B588	Plate (trans. output shaft second speed synchronizer shifting)	7164
Plate (coupling shaft support)	4831		
Plate (cowl name)	16720	Plate (trans. parking rod guide)	7D419
Plate (distributor breaker)	12151	Plate (trans. rear clutch driven)	7B442
Plate (eng. camshaft thrust)	6269	Plate (trans. rear clutch pressure)	7B437
Plate (eng. flywheel reinforcing)	6A366	Plate (trans. throttle pressure booster stop)	7E336
Plate (eng. oil pump body)	6616	Plate (turn indicator control mounting)	13345
Plate (front fender name)	16720	Plate assy. (brake backing)	2211
Plate (front shock absorber bracket lower)	18126-7	Plate assy. (brake carrier)	2012-3
Plate (front spring clip)	5458	Plate assy. (eng. rear)	7007
Plate (fuel tank selector valve reinforcement)	9197	Plate assy. (frame to body support)	5C106
Plate (fuel tank skid)	9A147	Plate assy. (front brake carrier)	2012-3
Plate (heater blower hsg.)	18A490	Plate assy. (heater)	18C557
Plate (heater blower motor mounting)	18581	Plate assy. (heater housing blower & plenum)	18A485
Plate (heater inlet duct retaining)	18A452	Plate assy. (parking brake support)	2A636
Plate (hood aux. catch striker)	16918	Plate (trans. clutch)	7B164
Plate (hood latch)	16874	Plate assy. (trans. park rod support)	7D414
Plate (horn button or ring contact)	13A808	Plate & anti-squeak assy. (frame to sub-frame)	5368-9
Plate (horn button or ring index)	13A809	Plate & bushing (starter motor brush end)	11049
Plate (horn switch brush)	13A823	Plate & bushing assy. (P/S pump)	3D643
Plate (housing and end plate rear)	2B093	Plate & switch assy. (windshield wiper motor)	17B583
Plate (instrument cluster back)	10848	Plug (brake booster body)	2A506
Plate (instrument cluster control mounting)	10A885	Plug (brake booster hydraulic cylinder end)	2369
Plate (lockout hub retaining)	1A050	Plug (eng.)	6026
Plate (lockout hub spring retainer)	1A055	Plug (eng. camshaft rear bearing)	6266
Plate (pedal pad)	2460	Plug (eng. oil pan drain)	6730
Plate (P/S pump pressure)	3D590	Plug (eng. oil pump relief valve)	6A616, 6666
Plate (P/S pump retainer end)	3D589		
Plate (radiator grille side panel pad)	8B174	Plug (eng. valve rocker arm shaft)	6572
Plate (radio mounting)	10A860	Plug (exhaust air supply)	6052
Plate (radio speaker mounting)	18963	Plug (front axle spindle arm)	3147
Plate (rear axle differential clutch)	4214, 4A325	Plug (fuel pump rocker arm pin hole)	9A360
		Plug (P/S gear housing cover)	3E613
Plate (rear axle differential clutch spring preload)	4A326	Plug (P/S hydraulic control valve body)	3C546
Plate (rear axle differential gear clutch)	4947	Plug (rear axle differential cover vent)	4022
Plate (rear axle high speed clutch)	4040	Plug (steering gear housing filler)	3538
Plate (rear spring clip)	5708	Plug (transfer case range box poppet hole)	7245
Plate (rear view outside mirror arm pivot)	17B744	Plug (trans. drain)	7A010
Plate (rear view outside mirror remote control)	17B733	Plug (trans. parking plate shaft)	6572
Plate (spare wheel retaining)	1424	Plug (trans. seat belt warning signal switch opening)	7E461
Plate (steering column opening cover)	3B633		
Plate (steering column support)	3E656	Plunger (eng. oil pump relief valve)	6674
Plate (trans. clutch driven)	7B442	Plunger (trans. gearshift lever)	7247
Plate (trans. clutch pressure)	7B066	Plunger (trans. gearshift selector)	7361
Plate (trans. countershaft & reverse idler shaft)	7155	Plunger (trans. gear shifter lock)	7233
Plate (trans. countershaft gear thrust)	7119, 7128	Plunger (trans. gear shifter lock center control)	7233
		Plunger (trans. low & reverse gate)	7247
Plate (trans. countershaft gear thrust rear outer)	7128	Plunger (trans. manual valve detent)	7D069, 7-7607
Plate (trans. cover to lower valve body separating)	7734		
Plate (trans. main control lower valve body cover)	7729	Plunger (trans. shifter shaft gate)	7247
Plate (trans. main control lower valve body end)	7-7014	Plunger (trans. shifter shaft gate reverse gear)	7247
Plate (trans. main control separating)	7A008		



## BUY IT NOW!

Click Here To Order



### INDEX

PART NAME	GROUP NUMBER	PART NAME	GROUP NUMBER
<b>Notes:    Δ Refer to page 1 of Paint Section</b>			
<b>P — Cont'd</b>		<b>R — Cont'd</b>	
Plunger (trans. shifter shaft interlock)	7247	Reinforcement (frame cross member No. 2)	5050-1
Pointer (eng. timing)	6023	Reinforcement (frame cross member to idler arm)	5A013
Point kit (starter motor contact)	11134	Reinforcement (frame rear sidemember)	5B055
Point set (distributor arm & breaker)	12171	Reinforcement (frame to radiator support)	5B001
Post (brake adjusting lever)	2A184	Reinforcement (front fender)	16C186
Post (starter motor contact)	11176	Reinforcement (front fender apron lower)	16060
Power steering installation kit	3A635	Reinforcement (front turn indicator outboard lamp)	13A328
Pulley (A/C compressor)	2884	Reinforcement (fuel tank guard)	9B208
Pulley (alternator)	10344	Reinforcement (rear axle stop bracket)	4K460
Pulley (belt idler)	8679	Reinforcement (rear spring front hanger)	5A528
Pulley (exhaust air supply pump)	9B447	Reinforcement (running board)	16546
Pulley (P/S pump)	3A733	Reinforcement (spare wheel carrier to floor side sill)	1413
Pulley (water pump)	8509	Reinforcement (spare wheel carrier support)	1407, 1429, 1A430
Pulley assy. (belt idler)	8678	Reinforcement (steering gear mounting bracket)	5C044
Pulley assy. (crankshaft)	6A312	Relay (alternator regulator field)	10A376
Pulley assy. (eng. crankshaft)	6312	Relay assy. (accessory safety)	14677
Pulley assy. (eng. crankshaft outer)	6A312	Relay assy. (A/C control box cover aux. evaporator)	19B706
Pump (trans. rear oil)	7A149	Relay assy. (back window heat control)	18C641
Pump (windshield washer)	17664	Relay assy. (parking lamp)	13A253
Pump assy. (eng. oil)	6600	Relay assy. (speed control)	9C792
Pump assy. (exhaust air supply)	9A486	Relay assy. (stoplamp)	13482
Pump assy. (fuel)	9350	Relay assy. (trailer lighting)	13A435, 14512
Pump assy. (P/S)	3A674	Relay assy. (volt meter instrument cluster)	14512
Pump assy. (trans. front oil)	7A103	Relay assy. (warning lamp indicator)	10C838
Pump assy. (water)	8501	Relay & bracket assy. (horn)	13853
Pump repair kit (fuel)	9349	Repair kit (locking hub)	1K106
<b>R</b>		Reservoir (P/S aux.)	3A697
Race (trans. converter stator clutch)	7946-7	Reservoir (windshield washer)	17618
Race (trans. front clutch sun gear thrust washer)	7D236	Reservoir & bracket assy. (speed control vacuum)	9E799
Race (trans. overrunning clutch)	7D171, 7B456	Reservoir assy. (air horn)	13A888
Race (trans. primary sun gear thrust)	7-7549	Reservoir assy. (exhaust gas recirculating vacuum)	9E453
Race (trans. reverse idler bearing)	7482	Reservoir assy. (P/S pump)	3A697
Race (trans. sun gear thrust bearing)	7D235-6	Reservoir assy. (P/S pump aux.)	3A697
Radiator	8005	Reservoir assy. (radiator coolant recovery)	8A080
Radio kit	18805	Resistor assy. (A/C blower motor)	19706
Rear axle kit (driving gear to case nut & bolt)	4982	Retainer (A/C evaporator tube seal)	19A706
Rectifier assy. (alternator)	10304	Retainer (A/C evaporator drain hose)	19D880
Rectifier kit (alternator)	10304	Retainer (A/C evaporator tube seal)	19B589
Reducers	Δ	Retainer (A/C lines to radiator support seal)	19C858
Refinishing materials	Δ	Retainer (air inlet duct)	18A594
Reflector assy.	13380	Retainer (alternator front bearing)	10A355
Reflector assy. (flare)	19F524	Retainer (backup lamp switch)	15A541
Reflector flare kit	19E500	Retainer (backup lamp switch actuator)	15A542
Refrigerant line replacement & repair parts	19C705-8	Retainer (battery clamp bolt)	10A708
Register (A/C)	19893	Retainer (brake booster boot)	2A476
Register (A/C air inlet)	19A810		
Register assy. (heater air distribution)	18C306		
Regulator (instrument cluster voltage)	10804		
Regulator assy. (alternator)	10316		
Regulator assy. (speed control)	9D757		
Regulator assy. (trans. oil pressure)	7A139		
Reinforcement assy. (frame end)	5C102		
Reinforcement assy. (fuel tank support-front)	9B135		
Reinforcement assy. (fuel tank support member)	9K134		
Reinforcement (frame cross member)	5097-8, 5135-6		

COPYRIGHT © 1979—

FORD MOTOR

—DEARBORN, MICHIGAN

COMPANY

**NEW ISSUE**



**BUY IT NOW!**

Click Here To Order



### INDEX

PART NAME	GROUP NUMBER	PART NAME	GROUP NUMBER
<b>Notes:    Δ Refer to page 1 of Paint Section</b>			
<b>R — Cont'd</b>		<b>R — Cont'd</b>	
Retainer (brake booster push rod seal)	2381	Retainer (rear axle wheel bearing)	4020
Retainer (brake booster hydraulic cylinder piston spring)	2423	Retainer (rear lamp wire)	13A506
Retainer (brake booster vacuum control valve body cover)	2415	Retainer (rear wheel bearing inner)	1180
Retainer (brake master cylinder filler cap)	2B245	Retainer (rear wheel grease)	1175
Retainer (brake master cylinder primary piston)	2A505	Retainer (side mounted spare wheel)	1474
Retainer (brake master cylinder push rod)	2B224	Retainer (spare wheel carrier bolt)	1489
Retainer (brake pedal shaft)	2B277	Retainer (steering column driven gear)	17292
Retainer (brake silencer)	2A346	Retainer (starter motor drive stop ring)	11223
Retainer (brake vacuum booster control valve piston ring)	2423	Retainer spring (front bumper step)	17D947
Retainer (brake vacuum booster diaphragm)	2429	Retainer (steering column lower bearing seal)	3510
Retainer (brake vacuum booster push rod seal spring)	2431	Retainer (steering column release lever)	3E543
Retainer (carb. accelerator pump spring)	9599	Retainer (steering column shaft universal joint)	3C672
Retainer (carb. air cleaner to carb.)	9B672	Retainer (steering column shaft upper bearing)	3C610
Retainer (carb. choke lever)	9B527	Retainer (steering column tube)	3499
Retainer (carb. fast idle cam rod)	9599	Retainer (steering column upper bearing)	3839
Retainer (carb. float lever shaft)	9599	Retainer (steering gear adjusting screw)	3610
Retainer (carb. pump spring lower)	9-9704	Retainer (steering gear mounting bolt)	3E714
Retainer (coupling shaft center bearing)	4818	Retainer (steering shaft universal joint bearing)	3E507
Retainer (crankcase emission filter)	9E628	Retainer (stoplamp switch)	13A629
Retainer (distributor breaker plate)	12146	Retainer (tonneau cover)	18A400
Retainer (distributor cam)	12177	Retainer (transfer case front output shaft front bearing)	7085
Retainer (driveshaft universal joint spider)	4A254	Retainer (transfer case input shaft bearing)	7050
Retainer (eng. crankcase vent grommet)	6A892	Retainer (transfer case rear output shaft bearing)	7085
Retainer (eng. piston pin)	6140	Retainer (trans. clutch piston spring)	7A527
Retainer (eng. rear support)	6054	Retainer (trans. countershaft & reverse idler shaft)	7155
Retainer (eng. valve spring)	6514	Retainer (trans. countershaft bearing)	7135
Retainer (front axle radius arm bushing)	3B186	Retainer (trans. direct drive clutch piston spring)	7A527
Retainer (front spring mounting)	5B300	Retainer (trans. gearshift interlock support)	7B293
Retainer (front wheel hub grease)	1190	Retainer (trans. gearshift lever to housing boot)	7262
Retainer (grille side panel upper)	8B175	Retainer (trans. gearshift selector lever plunger)	7A347
Retainer (heater core)	18B689	Retainer (trans. gearshift tube fulcrum pin)	7B074
Retainer (instrument cluster bezel)	10920	Retainer (trans. governor primary valve spring)	7A190
Retainer (jack handle)	17A038	Retainer (trans. governor secondary valve spring)	7D218
Retainer (lockout hub clutch)	1A051	Retainer (trans. input shaft bearing)	7050
Retainer (lockout hub gear)	1A094	Retainer (trans. input to front clutch cylinder)	7D483
Retainer (lockout hub pressure spring)	1A055	Retainer (trans. intermediate servo band lever)	7E206
Retainer (lower radiator support insulator)	8B229	Retainer (trans. overrunning clutch spring)	7D191
Retainer (marker lamp)	15A436	Retainer (trans. parking pawl toggle lever pin)	7-7326
Retainer (outside moulding)	16A076	Retainer (trans. parking pawl toggle return spring)	7-7323
Retainer (parking brake cable rear)	2A709	Retainer (trans. rear band servo piston spring)	7B264
Retainer (parking brake lever boot)	2A714	Retainer (trans. rear clutch plate)	7D483
Retainer (parking brake operating lever pin)	2106	Retainer (trans. reverse clutch piston ball check)	7E080
Retainer (parking brake spring)	2A787	Retainer (trans. reverse clutch spring)	7D406
Retainer (P/S pump rotor shaft bearing)	3-3621	Retainer (trans. reverse idler gear)	7155
Retainer (radiator grille opening side panel mounting)	8A331	Retainer (trans. reverse plunger retaining spring)	7032
Retainer (radiator grille ornament)	8194	Retainer (trans. third second coasting orifice control valve spring)	7194
Retainer (rear axle driving pinion oil seal)	4168	Retainer (trans. to servo modulator plug)	7E396
Retainer (rear axle driving pinion pilot bearing)	4627	Retainer (turn indicator control arm)	13347
Retainer (rear axle shift wiring)	14671	Retainer (wire connector cover)	14A598
		Retainer (wiring harness)	14A163
		Retainer assy. (countershaft rear)	7085
		Retainer assy. (cowl wiring grommet thru dash)	14608
		Retainer assy. (fuel pump discharge tube)	9236



## BUY IT NOW!

**Click Here To Order**



### INDEX

PART NAME	GROUP NUMBER	PART NAME	GROUP NUMBER
<b>Notes:</b> △ Refer to page 1 of Paint Section			
<b>R — Cont'd</b>		<b>R — Cont'd</b>	
Retainer assy. (spare wheel carrier)	1A406	Ring & pins (trans. fourth & fifth speed synchronizer)	7174
Retainer assy. (steering column lower bearing)	3D681	Ring & pins (trans. second & third speed synchronizer)	7174
Retainer assy. (trans. countershaft front bearing)	7085	Ring gear & pinion kit (front axle)	4209
Retainer assy. (trans. gearshift tube lever)	7347	Ring gear & pinion kit (rear axle)	4209
Retainer assy. (trans. output shaft bearing)	7085	Ring kit (steering gear valve retaining)	3757
Retainer assy. (transfer case front output shaft)	7085	Ring set (eng. piston partial)	6148
Retainer assy. (transfer case rear bearing)	7085	Rivet (distributor terminal housing hold down clamp)	12145
Retainer & bearing cup assy. (rear axle drive pinion)	4614	Rod (accelerator control rod lever)	9B805
Retainer & seal assy. (rear axle driving pinion bearing)	4674	Rod (accelerator shaft to bellcrank less trunnion)	9A701
Retainer repair kit (brake shoe hold down)	2A094	Rod (brake)	2462
Ring (alternator rotor slip)	10328	Rod (brake booster push)	2377
Ring (brake booster control valve body snap)	2415	Rod (brake cylinder to brake shoe push)	2129
Ring (brake booster snap)	2459	Rod (brake master cylinder push)	2143
Ring (brake booster valve stop snap)	2378	Rod (carb. accelerator pump link)	9B542
Ring (cylinder to body booster end plate)	9044	Rod (carb. accelerator pump link overtravel lever)	9B542
Ring (driveshaft bearing retainer)	4647	Rod (carb. choke control)	9A599
Ring (eng. oil pump intermediate shaft retaining)	6629	Rod (carb. choke diaphragm adjusting)	9F558
Ring (front brake caliper piston)	2B333	Rod (carb. choke diaphragm control)	9S567
Ring (fuel tank sender retainer locking)	9A307	Rod (carb. fast idle cam)	9D530
Ring (headlamp bulb retaining)	13015	Rod (carb. float bowl vent)	9A515
Ring (horn blowing cam)	13A811	Rod (carb. metering)	9A526
Ring (lockout hub actuator knob retaining)	1A093	Rod (clutch master cylinder push)	7A541
Ring (P/S gear cylinder cap retaining)	3A746	Rod (clutch pedal to bellcrank)	7521
Ring (P/S gear worm shaft retaining)	3D771	Rod (clutch pedal to equalizer)	7A580
Ring (rear axle driving pinion bearing retainer)	4669	Rod (clutch pedal to idler lever)	7521
Ring (rear axle driving pinion pilot bearing)	4627	Rod (clutch release lever)	7521
Ring (starter motor drive stop)	11222	Rod (clutch slave cylinder push)	7A507
Ring (steering gear cylinder piston)	3B541	Rod (eng. mounted accelerator shaft to trans. throttle control outer lever)	7A187
Ring (transfer case input shaft bearing retainer)	7N281	Rod (eng. valve push)	6565
Ring (transfer case sprocket drive gear snap)	7917	Rod (hood support)	16826
Ring (trans. forward clutch piston spring pressure)	7D256	Rod (kickdown control shaft to trans.)	7A187
Ring (trans. front clutch piston disc spring pressure)	7-7563	Rod (parking brake band adjusting)	2642
Ring (trans. governor housing seal)	7D011	Rod (parking brake equalizer)	2628
Ring (trans. high & intermediate synchronizer blocking)	7107	Rod (parking brake lever to bellcrank)	2A656
Ring (trans. output shaft second speed gear split retaining)	7109	Rod (parking brake lever to cam universal)	2826
Ring (trans. output shaft second speed gear synchronizer blocking)	7175	Rod (parking brake rod replacement chart)	2853
Ring (trans. output shaft third & high synchronizer blocking)	7107	Rod (pedal to accelerator)	9738
Ring (trans. output shaft third speed synchronizer)	7107	Rod (transfer case control)	7F066, 7F068, 7A315
Ring (trans. synchronizer blocking)	7107	Rod (transfer case link lockout connecting)	7B051
Ring (trans. synchronizer stop)	7174	Rod (trans. bellcrank lever)	7A024
Ring (wheel rim lock)	1021	Rod (trans. gear selector)	7326, 7340
Ring (wheel trim)	1210	Rod (trans. gearshift idler lever)	7342
Ring assy. (alternator rotor slip)	10328	Rod (trans. gearshift low & reverse connection)	7328
Ring assy. (headlamp adjusting)	13118-9	Rod (trans. gearshift tube lever to idler lever high & intermediate shift)	7326
Ring & bushing assy. (lockout hub)	1A052	Rod (trans. gearshift tube lever to idler lever low & reverse shift)	7328



BUY IT NOW!

Click Here To Order



COPYRIGHT © 1979—

FORD MOTOR

—DEARBORN, MICHIGAN

COMPANY

NEW ISSUE

## INDEX

PART NAME	GROUP NUMBER	PART NAME	GROUP NUMBER
<b>Notes:    Δ Refer to page 1 of Paint Section</b>			
<b>R — Cont'd</b>		<b>S — Cont'd</b>	
Rod (trans. intermediate band servo piston)	7D023	Screw (carb. diaphragm & retainer adjusting)	9S544
Rod (trans. kick-down control shaft to trans.)	7A187	Screw (carb. fast idle adjusting)	9B538
Rod (trans. manual shift)	7326	Screw (carb. pump discharge nozzle)	9577
Rod (trans. parking lever actuating)	7A232	Screw (carb. throttle body)	9F529
Rod (trans. parking pawl actuating)	7D411	Screw (distributor points)	12230
Rod (trans. shift)	7A055	Screw (front brake adjusting)	2041
Rod (trans. throttle control valve)	7A380	Screw (front brake caliper piston ring retainer)	2B340
Rod assy. (accelerator shaft to carb.)	9747	Screw (head lamp adjusting)	13032
Rod assy. (accelerator to bellcrank)	9A702	Screw (P/S gear housing cover)	3E616
Rod assy. (bellcrank to carb.)	9772	Screw (P/S gear sector shaft seal)	3E617
Rod assy. (booster push)	2377	Screw (rear axle electric shift drive)	4086
Rod assy. (eng. connecting)	6200	Screw (rear brake adjusting)	2041
Rod assy. (front wheel spindle connecting)	3280	Screw (starter motor pole piece)	11415
Rod assy. (transfer case control)	7B051, 7F068	Screw (steering gear control valve adapter)	3E610
		Screw (steering gear sector shaft adjusting)	3577
Rod assy. (trans. gearshift high & intermediate connecting)	7326	Screw (transfer case input shaft bearing retainer)	7247
		Screw (transfer case poppet spring)	7245
Rod assy. (trans. gearshift low & reverse connecting)	7327	Screw (transfer case shift fork set)	7B360
		Screw (trans. gear shifter fork)	7245
Rod assy. (trans. high & intermediate idler lever)	7325	Screw (trans. gear shifter gate)	7245
Rod assy. (trans. parking pawl toggle operating lever)	7A232	Screw (trans. rear band adjusting)	7A178
		Screw (trans. reverse band adjusting)	7A178
Roller (rear axle differential shift fork)	4058	Screw assy. (brake adjustment)	2046
Roller (transfer case countershaft cluster gear)	7120	Screw & sleeve assy. (brake shoe adjusting lever)	2A181-2
Roller (transfer case input shaft)	7120	Screw & washer assy. (housing cover)	4346
Roller (transfer case output shaft rear pilot)	7A672	Screw & washer (carb. air horn)	9F529
Roller (transfer case pinion bearing)	7A672	Seal (A/C air inlet door)	19A812
Roller (transfer case rear output shaft front pilot)	7120	Seal (A/C blower outlet)	19C978
Roller (trans. converter stator clutch)	7190	Seal (A/C evaporator case to dash)	19C593
Roller (trans. countershaft gear pilot bearing)	7118, 7121, 7193	Seal (A/C compressor high pressure valve)	19A630
		Seal (A/C evaporator core)	19A672
		Seal (A/C evaporator core cover)	19B738
Roller (trans. input shaft pilot bearing)	7118	Seal (A/C evaporator case front panel)	19D706
Roller (trans. output shaft pilot bearing)	7120	Seal (A/C evaporator core top)-front	19A590
Roller (trans. rear clutch sun gear front bearing)	7C458	Seal (A/C evaporator core tube to case)	19B552
Roller (trans. reverse band servo)	7190	Seal (A/C evaporator expansion valve cover)	19C986
Roller (trans. reverse idler gear bearing)	7145	Seal (A/C evaporator hose to floor)	19A989
Rotor assy. (alternator)	10335	Seal (A/C evaporator housing to floor)	19C983
Rotor assy. (distributor)	12200	Seal (A/C evaporator mounting channel to floor)	19C981
Rotor assy. (P/S pump)	3D607	Seal (A/C evaporator mounting channel to housing)	19C982
Rotor & shaft assy. (eng. oil pump drive)	6608	Seal (A/C tubes to dash panel)	19B588
Rubber lubricants	Δ	Seal (brake booster check valve)	2B073
Rubbing compounds	Δ	Seal (brake booster control valve piston-inner)	2399
Rust penetrant and inhibitor	Δ	Seal (brake booster push rod)	2384
		Seal (brake booster rod)	2373
		Seal (brake booster vacuum poppet)	2308
Screen (A/C compressor suction)	19D729	Seal (brake booster valve body)	2372
Screen (carb. fuel filter)	9F525	Seal (brake booster valve piston)	2399
Screen (trans. main control pump inlet)	7E387	Seal (carb. fast idle rod)	9B501
Screen assy. (trans. oil governor)	7E242	Seal (clutch pedal rod)	7A533
Screen assy. (trans. oil pan)	7A098	Seal (eng. crankshaft rear main)	6336
Screen, tube & cover assy. (eng. oil pump)	6622	Seal (eng. cylinder front cover oil)	6700
Screw (brake adjusting)	2041	Seal (eng. flywheel housing cover plate)	6411
Screw (brake cylinder bleeder)	2208		
Screw (carb. air cleaner retainer to carb.)	9C631		



**BUY IT NOW!**

**Click Here To Order**



### INDEX

PART NAME	GROUP NUMBER	PART NAME	GROUP NUMBER
<b>Notes:</b> $\Delta$ Refer to page 1 of Paint Section			
<b>S — Cont'd</b>		<b>S — Cont'd</b>	
Seal (eng. rear cover plate)	6411, 6424	Seal (trans. input shaft bearing retainer oil)	7052
Seal (eng. valve stem)	6571	Seal (trans. input shaft oil)	7048, 7A283
Seal (front axle shaft oil)	3254	Seal (trans. intermediate band servo piston)	7D024-5
Seal (front axle spindle arm)	3132	Seal (trans. intermediate brake drum)	7D025
Seal (front axle spindle connecting rod end)	3332	Seal (trans. manual control lever oil)	7B498
Seal (front axle spindle pin dust)	3125	Seal (trans. oil pressure regulator valve spring)	7C062
Seal (front axle spindle pin oil)	3178	Seal (trans. output shaft bearing retainer oil)	4813, 7052
Seal (front fender apron to dash)	16B126	Seal (trans. output shaft oil)	7A011
Seal (front fender to cow)	16126	Seal (trans. primary sun gear)	7C169, 7-7542-3
Seal (front fender to front body pillar)	16246	Seal (trans. rear clutch piston oil inner)	7E212
Seal (front wheel brake backing plate)	2B268	Seal (trans. rear clutch piston oil outer)	7C051
Seal (front wheel oil)	1175	Seal (trans. reverse band servo piston cover)	7D040
Seal (fuel tank sender)	9E275	Seal (trans. reverse clutch piston)	7D403-4
Seal (fuel tank vapor separator)	9B076	Seal (trans. reverse clutch piston oil)	7A548
Seal (heater & A/C blower housing-inner)	18C312	Seal (trans. reverse gear shifter arm pivot rubber)	7288
Seal (intake manifold to cylinder block)	9A424-5	Seal (trans. shifter fork cam & shaft shift lever)	7288
Seal ("O" ring)	7A294	Seal (trans. throttle control outer lever)	7-7265
Seal (P/S control valve adapter)	3E614	Seal (universal joint grease)	4706
Seal (P/S gear housing cover)	3D774	Seal (universal joint slip yoke dust cap)	4820
Seal (P/S gear input shaft)	3D526	Seal (water pump)	8564
Seal (P/S gear input shaft dust)	3D527	Seal (windshield washer nozzle)	17634
Seal (P/S pump rotor shaft oil)	3B592	Seal (windshield wiper pivot shaft to cowl top)	17A475
Seal (rear axle driving pinion oil)	4676	Seal (wire terminal weather)	12113
Seal (rear axle shift fork)	4072	Seal assy. (A/C compressor crankcase)	19655
Seal (rear wheel bearing oil-inner)	1177	Seal assy. (brake vacuum booster control valve)	2A588
Seal (sensor-A/C thermostat temp)	19C960	Seal assy. (front axle driving pinion oil)	4676
Seal (starter motor rear end housing)	11K013	Seal assy. (radiator to splash shield)	8A310
Seal (steering column shaft)	3B631	Seal assy. (radiator upper to support)	8A398
Seal (steering column weather)	3513	Seal assy. (trans. extension housing)	7052
Seal (steering gear adapter)	3C515	Seal assy. (trans. extension housing oil)	7052
Seal (steering gear piston)	3805	Seal assy. (trans. front oil pump oil)	7A248
Seal (steering gear sector shaft dust)	3586, 3738	Seal assy. (trans. input shaft oil)	7048
Seal (steering gear sector shaft oil)	3591	Seal & gasket kit (P/S pump)	3B584
Seal (steering idler arm)	3197	Seal & gasket kit (P/S reservoir to pump)	3D684
Seal (steering gear valve cover)	3D519	Seal kit (eng. crankshaft rear main bearing)	6A321
Seal (steering gear valve to housing)	3756	Seal kit (P/S cylinder)	3A764
Seal (transfer case adapter)	7052	Seal kit (P/S gear adjuster plug)	3D733
Seal (transfer case input and output shaft oil)	7B215	Seal kit (P/S gear backup valve)	3D731
Seal (transfer case oil pump)	7A248	Seal kit (P/S gear input shaft)	3E502
Seal (trans. clutch & governor oil distributor sleeve oil)	7-7883	Seal kit (P/S gear sector shaft)	3E501
Seal (trans. clutch cylinder)	7D019-20	Seal kit (P/S gear "O" ring)	3D734
Seal (trans. clutch piston inner)	7A294	Seal kit (P/S gear sector shaft)	3D732
Seal (trans. clutch piston oil)	7C099	Seal kit (P/S gear)	3C538
Seal (trans. clutch piston oil outer)	7A548	Sealers	$\Delta$
Seal (trans. extension housing oil)	7052	Seat (eng. valve rocker arm fulcrum)	6A528
Seal (trans. forward clutch cylinder)	7D019	Seat (P/S gear piston poppet valve)	3E623
Seal (trans. forward clutch piston oil)	7A548	Seat (P/S reservoir filter element retaining spring)	3B754
Seal (trans. front band servo piston guide oil)	7C050	Seat (P/S tube to pressure line hose)	3A700
Seal (trans. front band servo piston oil)	7A294	Seat (rear spring)	5793
Seal (trans. front clutch cylinder oil)	7C328	Seat (trans. gearshift lever spring)	7228
Seal (trans. front oil pump oil)	7A248	Seat (trans. oil pressure regulator valve spring)	7C062



BUY IT NOW!

Click Here To Order



COPYRIGHT © 1979—

FORD MOTOR  
COMPANY

—DEARBORN, MICHIGAN

NEW ISSUE

### INDEX

PART NAME	GROUP NUMBER	PART NAME	GROUP NUMBER
<b>Notes:</b> Δ Refer to page 1 of Paint Section			
<b>S — Cont'd</b>		<b>S — Cont'd</b>	
Seat (trans. rear clutch piston spring)	7-7516	Shaft assy. (coupling)	4816-7
Seat assy. (brake booster outlet tube)	2B351	Shaft assy. (drive)	4602-6
Seat assy. (front spring upper & lower)	5A306-7	Shaft assy. (eng. oil pump intermediate)	6A618
Seat assy. (water pump impeller)	8517	Shaft assy. (front axle)	3219-20
Selector assy. (trans.control)	7200	Shaft assy. (heater air damper door)	18A390
Sender (water temperature indicator eng. unit)	10884	Shaft assy. (heater-A/C damper door)	18C466
Sensor assy. (carb. air cleaner air temperature control)	9E607	Shaft assy. (rear axle)	4234, 4235
Sensor assy. (speed control)	9E731	Shaft assy. (steering column)	3524, 3A526
Separator (ignition wire)	12297	Shaft assy. (trans. accelerator shaft to carb.)	7A185
Separator assy. (fuel vacuum)	9C369	Shaft assy. (trans. control to accelerator)	7A185
Servo assy. (speed control)	9C735	Shaft assy. (trans. output)	7060
Servo & bracket assy. (speed control)	9C734	Shaft & bearing assy. (water pump)	8530
Shackle kit (front spring)	5304	Shaft & bracket assy. (eng. mounted accelerator)	7A185
Shackle kit (rear spring)	5630	Shaft & control assy. (P/S gear input)	3D517
Shaft (air compressor belt idler pulley)	2876	Shaft & counterweight (exhaust thermostat control valve)	9A430
Shaft (A/C damper door)	19A580	Shaft & lever assy. (carb. choke)	9546
Shaft (A/C inlet door)	19A812	Shaft & lever assy. (carb. choke housing)	9A753
Shaft (alternator rotor)	10330	Shaft & worm assy. (steering gear)	3524
Shaft (brake & clutch pedal)	7506	Sheath (rear view outside mirror control cable)	17B742
Shaft (brake pedal)	2478	Shell (trans. input)	7D064
Shaft (carb. float lever)	9558	Shell (wiring connector)	14A309
Shaft (damper)	19C774	Shield (alternator heat)	10A346
Shaft (distributor)	12175	Shield (alternator splash)	10317
Shaft (eng. valve rocker arm)	6563	Shield (battery)	10757
Shaft (front axle pinion differential)	4211	Shield (body side lamp)	15B419
Shaft (front axle yoke)	3B387	Shield (carb. choke thermostat)	9861
Shaft (P/S pump rotor)	3B559	Shield (carb. heat)	9A462
Shaft (rear axle)	4235	Shield (converter)	5K282
Shaft (rear axle differential shift fork)	4149	Shield (drive line heat)	4A380
Shaft (rear axle pinion differential)	4211	Shield (eng. mount heat)	6C038
Shaft (steering gear sector)	3575	Shield (exhaust manifold splash)	9A462
Shaft (transfer case differential side gear)	7060	Shield (front disc brakes)	2K004
Shaft (transfer case gearshift fork)	7240	Shield (fuel pump)	9A397
Shaft (transfer case idler)	7140	Shield (fuel tank)	9B007
Shaft (transfer case input)	7017	Shield (fuel tank filler pipe)	9A097
Shaft (transfer case intermediate gear)	7111	Shield (fuel tank heat)	9A032, 9240
Shaft (transfer case output)	7061	Shield (fuel tank sender)	9A036
Shaft (transfer case shift control)	7240	Shield (ign. wire heat)	12A215
Shaft (transfer case wheel shift)	7240	Shield assy. (fuel tank stone)	9K036
Shaft (trans. front band servo actuating lever)	7A165	Shield (fuel vapor storage canister)	9D694
Shaft (trans. gear shifter)	7240-2	Shield (fuel vapor valve)	9B106
Shaft (trans. gear shifter-fourth & fifth)	7334	Shield (idler pulley bearing dust)	8687
Shaft (trans. input)	7015, 7017	Shield (master cylinder heat)	2137
Shaft (trans. intermediate band actuating lever)	7D433	Shield (muffler inlet pipe)	5E258
Shaft (trans. output)	7061	Shield (parking brake drum)	2A703-4
Shaft (trans. parking pawl)	7D071	Shield (rear lamp)	13A415
Shaft (trans. parking plate)	7D418	Shield (starter motor heat)	11006
Shaft (trans. rear band servo actuating lever)	7A171	Shield (wiring)	14A099
Shaft (trans. reverse gearshifter)	7242	Shield assy. (clutch release lever dust)	7513
Shaft (trans. reverse idler gear)	7140		
Shaft (trans. shift lever)	7241		
Shaft (windshield defroster door control)	18A292		



## BUY IT NOW!

[Click Here To Order](#)



1973/79  
TRUCK SERIES 100/500

INDEX

PART NAME	GROUP NUMBER	PART NAME	GROUP NUMBER
<b>Notes:</b> Δ Refer to page 1 of Paint Section			
<b>S — Cont'd</b>		<b>S — Cont'd</b>	
Shield assy. (fuel tank)	9K014	Sleeve (trans. clutch & governor oil distributor)	7A168
Shield assy. (fuel vapor storage canister)	9E880	Sleeve (trans. fourth & fifth clutch hub)	7193
Shield assy. (radiator grille heat)	8C122-3	Sleeve (trans. fourth & fifth speed synchronizer gear sliding)	7187
Shield assy. (spark plug heat)	12A406	Sleeve (trans. gearshift connecting rod adjustment)	7353
Shift assy. (rear axle)	4062	Sleeve (trans. gearshift connecting rod sleeve)	7C285
Shift assy. (transfer case)	7210	Sleeve (trans. intermediate & high clutch)	7106
Shim (front axle differential bearing)	4067	Sleeve (trans. low & reverse lever to high & intermediate lever)	7336
Shim (front axle driving pinion bearing)	4109	Sleeve (trans. main oil pressure booster)	7D002
Shim (front axle spindle pin)	3117	Sleeve (trans. oil distributor)	7C232
Shim (front spring)	5355	Sleeve (trans. output shaft oil)	7-7063
Shim (front suspension)	3043	Sleeve (trans. synchronizer sliding)	7187
Shim (hood hinge)	16B792	Sleeve (wiring connector)	14489
Shim (rear axle differential bearing)	4067	Sleeve assy. (speedo. gear)	17297
Shim (rear axle driving pinion bearing sleeve)	4536, 4662	Sleeve & bearing cup (rear axle driving pinion)	4614
Shim (rear axle driving pinion front bearing)	4672	Sleeve & ring assy. (lockout hub)	1A028
Shim (rear axle driving pinion rear bearing cup)	4109	Sliding clutch kit (rear axle)	4A195
Shim (rear axle pinion bearing)	4663	Slinger (eng. crankshaft oil)	6310
Shim (rear axle pinion bearing adjusting)	4109	Slinger (front axle driving pinion shaft oil)	4670
Shim (rear spring seat)	5742	Slinger (front wheel spindle shaft oil)	3C132
Shim (steering valve centering)	3D688	Slinger (input shaft)	7017
Shim (transfer case pinion bearing adjusting)	7029	Slinger (rear axle driving pinion shaft oil)	4670
Shim (transfer case rear output bearing)	7029	Slinger (rear hub oil)	1165
Shim (trans. output shaft fourth speed gear)	7160	Slinger (transfer case input shaft)	7C016
Shim (trans. synchronizer to output shaft & third speed idler gear)	7160	Slinger (trans. countershaft oil)	7C016
Shim kit (rear axle differential clutch)	4A324	Slip yoke (rear axle universal joint)	4841
Shim kit (steering gear sector shaft adjusting)	3A657	Small parts repair kit (trans.)	7B331
Shock absorber kit (front)	18124	Snap ring (lockout hub retaining)	1B093
Shock absorber kit (rear)	18125	Snap ring (steering gear sector shaft adjusting screw)	3549
Shoe (trans. reverse gearshifter arm)	7235	Snap ring (trans. converter stator clutch retainer)	7945
Shoe (trans. reverse gearshifting)	7409	Snap ring (trans. countershaft bearing)	7030, 7160
Shoe & lining assy. (front brake)	2018	Snap ring (trans. countershaft cluster gearshaft rear bearing)	7070
Shoe & lining assy. (rear brake)	2218	Snap ring (trans. countershaft gear & shaft retaining)	7162
Shoe & lining kit (front brake)	2001	Snap ring (trans. first & second speed synchronizer hub)	7109
Shoe & lining kit (rear brake)	2200	Snap ring (trans. first speed gear)	7160
Shoe hold down kit (brake)	2A094	Snap ring (trans. front band servo piston guide to servo)	7-7366
Shroud (carb. air cleaner air duct)	9A603	Snap ring (trans. front clutch pressure plate to cylinder)	7-7567
Shroud (fan)	8146	Snap ring (trans. gear shaft retainer)	7064
Shroud (steering column)	3530	Snap ring (trans. governor)	7E253
Slave cylinder repair kit (clutch)	7560	Snap ring (trans. input shaft)	7064
Sleeve (accelerator cable)	9E865	Snap ring (transfer case countershaft bearing)	7026
Sleeve (brake actuating spring anchor)	2A183	Snap ring (transfer case input shaft bearing)	7070
Sleeve (brake adjusting lever)	2175	Snap ring (transfer case output shaft bearing)	7070
Sleeve (distributor shaft plate)	12A075	Snap ring (trans. input shaft bearing)	7026, 7070
Sleeve (driveline splash)	4K218	Snap ring (trans. input shaft bearing retainer)	7030
Sleeve (eng. valve spring retainer)	6517		
Sleeve (exhaust air supply pump muffler)	9F458		
Sleeve (front wheel spindle connecting rod adjusting)	3310		
Sleeve (fuel hose insulator)	9C328		
Sleeve (fuel vapor storage canister purge inlet)	9E629		
Sleeve (speed control connector adjuster)	9D840		
Sleeve (starter motor coil retaining)	11105		
Sleeve (steering column tube bearing)	3518		
Sleeve (steering column tube to bracket)	3693		



**BUY IT NOW!**

**Click Here To Order**



### INDEX

PART NAME	GROUP NUMBER	PART NAME	GROUP NUMBER
<b>Notes:    Δ Refer to page 1 of Paint Section</b>			
<b>S — Cont'd</b>		<b>S — Cont'd</b>	
Snap ring (trans. input shaft bearing roller retainer washer)	7117	Spacer (carb. diaphragm)	9B581
Snap ring (trans. input shaft bearing to shaft)	7064	Spacer (carb. to intake manifold)	9A589
Snap ring (trans. intermediate & high clutch hub synchronizer)	7109	Spacer (coupling shaft bearing bracket)	4831
Snap ring (trans. output shaft)	7059	Spacer (coupling shaft center support)	4A345
Snap ring (trans. output shaft bearing)	7026, 7030, 7070	Spacer (eng. camshaft gear or sprocket)	6265
		Spacer (eng. crankshaft damper)	6359
		Spacer (eng. front support)	6A096
		Spacer (eng. front mount)	6A059
		Spacer (eng. front support insulator)	6A066
Snap ring (trans. output shaft bearing to shaft)	7064	Spacer (eng. support insulator)	6A027
Snap ring (trans. output shaft ring gear retainer)	7C122	Spacer (exhaust air supply mounting bracket)	9B461
Snap ring (trans. output shaft second speed gear)	7160-1	Spacer (exhaust control valve)	9A470
Snap ring (trans. output shaft second speed synchronizer shifting plate)	7161	Spacer (exhaust manifold to muffler inlet pipe)	9A435
Snap ring (trans. output shaft synchronizer)	7059	Spacer (front axle radius arm bracket)	3B244
Snap ring (trans. output shaft third speed idler gear)	7109	Spacer (front bumper pad)	17C864
Snap ring (trans. pilot roller bearing retainer)	7059	Spacer (fuel tank bracket to frame)	9071
Snap ring (trans. rear clutch piston spring retaining)	7-7517	Spacer (fuel tank support)	9N062
Snap ring (trans. rear servo piston retaining)	7-7417	Spacer (headlamp door)	13058
Snap ring (trans. reverse idler gear bearing roller)	7156	Spacer (headlamp switch)	11675
Snap ring (trans. second & third hub)	7160	Spacer (idler pulley)	8A613
Snap ring (trans. speedo. drive gear)	7064	Spacer (idler pulley bracket)	8A652
Snap ring (trans. synchronizer hub)	7059	Spacer (lockout hub drive gear)	1N245
Snap ring (trans. synchronizer to shaft)	7059, 7064	Spacer (parking brake bellcrank to trans.)	2A750
		Spacer (parking brake control mounting)	2849
Snap ring (trans. third & high synchronizer clutch hub)	7109	Spacer (P/S aux. reservoir tube)	3F509
		Spacer (P/S control valve spool)	3A658
		Spacer (P/S gear piston poppet valve)	3E625
		Spacer (P/S gear sector shaft seal)	3D529
		Spacer (P/S pump adjusting bracket)	3D600
Snap ring (universal joint bearing)	4891	Spacer (pulley to fan)	8546
Snow plow kit	19E537	Spacer (radiator reinforcement)	8A045
Socket (brake adjusting screw)	2048	Spacer (radio knob)	18A830
Socket (trans. control selector lever)	7228	Spacer (rear axle driving pinion bearing)	4537, 4662
Socket assy. (instrument panel lamp)	13711	Spacer (rear shock absorber bracket to side member rear)	18199
Socket & retainer assy. (cigar lighter)	15055	Spacer (rear spring)	5729
Socket & wire assy. (body side lamp)	15A442	Spacer (rear spring clamp)	5731
Socket & wire assy. (control lamp)	18541	Spacer (rear view outside mirror support clamp)	17D677
Socket & wire assy. (front side lamp)	15A434	Spacer (spare wheel carrier)	1423
Socket and wire (utility lamp)	15A559	Spacer (speedo. drive gear)	17288
Socket & wiring assy. (dome lamp)	13A719	Spacer (starter motor)	11N004
Socket & wiring assy. (lamp)	13410, 13234	Spacer (steering column shaft coupling)	3C760
Solenoid assy. (carb. float bowl vent)	9B982	Spacer (steering gear housing)	3A572
Solenoid assy. (carb. throttle emission control)	9D856	Spacer (throttle cable bracket)	9K706
Solenoid assy. (starter motor)	11390	Spacer (transfer case countershaft gear)	7115
Spacer (air compressor mounting bracket)	2887	Spacer (transfer case idler gear bearing)	7125
Spacer (A/C blower motor mounting)	19C671	Spacer (transfer case rear output shaft drive gear bearing)	7080
Spacer (air pump)	9B488		
Spacer (alternator fan)	10A344	Spacer (transfer case side gear bearing)	7115
Spacer (alternator pulley)	10A344	Spacer (trans. countershaft gear pilot bearing)	7115, 7135
Spacer (alternator rectifier mounting)	10A382		
Spacer (aux. spring to rear spring)	5594		
Spacer (battery hold down)	10747	Spacer (trans. extension bearing)	7D233, 7-7094
Spacer (brake cylinder cup)	2227		
Spacer (brake master cyl. push rod)	2B129		
	2390		



BUY IT NOW!

Click Here To Order



1973/79  
TRUCK SERIES 100/500

INDEX

PART NAME	GROUP NUMBER	PART NAME	GROUP NUMBER
<b>Notes:    Δ Refer to page 1 of Paint Section</b>			
<b>S — Cont'd</b>		<b>S — Cont'd</b>	
Spacer (trans. gearshift rod)	7E275	Spring (carb. choke plate)	9560
Spacer (trans. input shaft bearing to inner race)	7063	Spring (carb. fast idle adjusting screw)	9578
Spacer (trans. output shaft rear bearing)	7072	Spring (carb. float bowl vent rod)	9560
Spacer (trans. rear countershaft)	7072	Spring (carb. idle adjusting needle)	9578
Spacer (trans. reverse idler gear bearing)	7482	Spring (carb. idle adjusting screw)	9578
Spacer (trans. throttle pressure valve secondary)	7D227	Spring (carb. throttle return)	9B569
Spacer (wheel bearing)	3299	Spring (clutch pedal lever assist)	7A600
Spacer (windshield wiper mounting)	17514	Spring (clutch release retracting)	7523
Spacer (windshield wiper switch)	17C491	Spring (distributor)	12191-2
Spacer (wire connector)	14A468	Spring (distributor breaker plate)	12A187
Spacer assy. (body side lamp)	15A230	Spring (drive shaft centering socket race ball)	4A073
Spacer assy. (body mounting to frame)	5C050	Spring (eng. oil pump relief valve)	6670
Spacer assy. (front suspension air cylinder)	3A192	Spring (eng. valve)	6513
Spacer assy. (rear spring)	5729	Spring (eng. valve rocker arm to shaft locating)	6587
Spacer bushing (P/S control valve spool)	3A658	Spring (exhaust control valve stop)	9A458
Spare wheel carrier kit	1440	Spring (exhaust control valve tension)	9A469
Spark plug assy.	12405	Spring (exhaust thermostat control valve)	9449
Speaker assy. (radio receiver)	18808	Spring (front axle spindle pin compression)	3277
Speaker kit (stereo)	18808	Spring (fuel pump rocker arm return)	9380
Speed control kit	9A818	Spring (fuel pump valve)	9360
Speedometer assy.	17255	Spring (hanger to bracket)	5A291
Speedometer cable kit (speed control)	9A820	Spring (hanger to bracket & clamp)	5A291
Speedometer gear (drive)	17285	Spring (headlamp ball ring)	13031
Speedometer gear (driven)	17271,	Spring (hood assist)	16C644
	17322	Spring (hood aux. catch)	16897
Spider (rear axle differential)	4211	Spring (hood hinge)	16789
Spider (transfer case differential pinion)	7A399	Spring (hood latch trigger)	16921
Spindle (front)	3105-6	Spring (horn blowing)	13A807
Splash kit (wheel guard)	16A550	Spring (horn button index)	14479
Splicer (A/C refrigerant line)	19D695	Spring (instrument panel parking brake warning lamp retaining)	10A848
Spotlamp	15313		
Spring (accelerator pedal pivot)	9C804	Spring kit (trans. control oil pressure compensator)	7D245
Spring (accelerator retracting)	9737		
Spring (accelerator shaft to pedal)	9760	Spring (lockout hub pressure)	1A054
Spring (alternator brush)	10349	Spring (muffler to bracket)	5A291
Spring (brake adjusting lever override)	2D176	Spring (parking brake adjusting)	2749
Spring (brake adjusting lever return)	2A180	Spring (parking brake band support)	2640
Spring (brake adjusting screw)	2049	Spring (parking brake compression)	2635
Spring (brake automatic adjusting lever return)	2A180	Spring (parking brake lever return)	2A651
Spring (brake booster)	2361	Spring (parking brake link)	2A601
Spring (brake booster check valve)	2418	Spring (parking brake release)	2634
Spring (brake booster control valve)	2392	Spring (P/S gear piston poppet valve)	3E624
Spring (brake booster control valve return)	2A157	Spring (P/S pump flow control valve)	3A570,
Spring (brake booster poppet return)	2392		3D586
Spring (brake booster vacuum control valve)	2438	Spring (P/S pump oil filter retaining)	3B688
Spring (brake caliper support)	2B486	Spring (P/S pump pressure plate)	3D596
Spring (brake clamp)	2A190	Spring (P/S pump slipper)	3B601
Spring (brake cylinder piston return)	2204	Spring (rear brake cam & lever anti-rattle)	2A601
Spring (brake pedal retracting)	2472	Spring (rear view outside mirror arm pivot)	17B745
Spring (brake shoe adjusting screw)	2049	Spring (starter motor brush holder)	11059
Spring (brake shoe hold down)	2068	Spring (starter motor plunger return)	11103
Spring (brake shoe retracting)	2035-6,	Spring (steering column locking lever)	3B664
	2296-7	Spring (steering column position)	3D655
Spring (carb. accelerator pump lever return)	9636	Spring (steering column position lock)	3B768
Spring (carb. accelerator pump upper)	9D598	Spring (steering column shaft universal joint)	3C669
Spring (carb. choke control)	9587	Spring (steering column upper bearing)	3520

COPYRIGHT © 1979—

FORD MOTOR

—DEARBORN, MICHIGAN

COMPANY

NEW ISSUE



**BUY IT NOW!**

**Click Here To Order**



### INDEX

PART NAME	GROUP NUMBER	PART NAME	GROUP NUMBER
<b>Notes:    Δ Refer to page 1 of Paint Section</b>			
<b>S — Cont'd</b>		<b>S — Cont'd</b>	
Spring (transfer case control selector lever)	7B071	Starter assy.	11001-2
Spring (transfer case lockout clutch)	7D126	Stator assy. (alternator)	10336
Spring (transfer case shift rod poppet)	7219	Stator assy. (trans. converter)	7932
Spring (trans. control selector lever)	7B071	Stator & coil assy. (alternator)	10336
Spring (trans. converter stator clutch)	7A814	Step bumper kit (rear)	17906
Spring (trans. direct drive clutch piston)	7B488	Stop (accelerator pedal)	9816
Spring (trans. front band servo piston retracting)	7A003	Stop (alternator rotor)	10A360
Spring (trans. front clutch piston disc)	7B070	Stop (brake booster slave cylinder piston)	2A265
Spring (trans. gearshift lever)	7208,	Stop (rear axle bumper)	4A171
	7227	Stop (spare wheel)	1422
Spring (trans. gearshift selector stop)	7293	Stop (spindle connecting rod clamp)	3F620
Spring (trans. gearshift selector tube)	7379	Stop (steering arm)	3A706
Spring (trans. gearshift shaft lock plunger)	7234	Stop (trans. reverse band adjusting)	7C492
Spring (trans. gearshift tube retract)	7227	Stop assy. (windshield wiper motor)	17C479
Spring (trans. gearshifter shaft poppet)	7234	Strap (fuel tank hanger)	9068
Spring (trans. interlock shaft)	7234	Strap (ignition coil mounting)	12043-4
Spring (trans. intermediate band servo piston)	7D028	Strap assy. (fuel tank)	9054
Spring (trans. kickdown control lever retracting)	7B146	Strap assy. (fuel tank support)	9092
Spring (trans. low & reverse gate plunger)	7219	Strap assy. (radio hood bond)	18870
Spring (trans. manual control valve detent lever)	7A261	Striker (hood latch)	16A944
Spring (trans. manual valve detent)	7E332	Strut (trans. front band actuating)	7A158
Spring (trans. park plate torsion)	7D417	Strut (trans. intermediate band anchor)	7D430
Spring (trans. parking pawl return)	7D070	Strut (trans. intermediate brake band)	7D029
Spring (trans. parking pawl toggle return)	7E416	Strut (trans. rear band)	7A172,
Spring (trans. poppet)	7234		7A175
Spring (trans. rear band servo piston)	7D474	Strut (trans. reverse band anchor)	7A175
Spring (trans. rear clutch piston)	7A480	Stud (eng. valve rocker arm support)	6A527
Spring (trans. rear clutch pressure plate)	7E085	Stud (front axle steering arm to spindle)	3A146
Spring (trans. reverse clutch piston return)	7D405	Stud (front shock absorber mounting lower)	18036
Spring (trans. reverse gate plunger)	7219	Stud (parking brake link)	2837
Spring (trans. reverse gear shifter shaft gate lock ball)	7234	Stud (P/S cylinder)	38711
		Stud (P/S pump support)	3D683
Spring (trans. reverse servo piston)	7D031	Stud (rear axle shaft flange)	1151
Spring (trans. reverse shift lug)	7219	Stud (rear shock absorber to frame)	18196
Spring (trans. shift fork cam & shaft lock plunger)	7234	Stud (rear shock absorber to spring seat cap)	18193
Spring (trans. sliding gear tension)	7234	Stud (spare wheel carrier)	1458
Spring (trans. synchronizer blocking)	7B137	Stud (starter mtr field terminal)	11102
Spring (turn indicator control arm tension)	13346	Stud (trans. gearshift connecting rod adjusting)	7B415
Spring (turn indicator pawl)	13316	Stud (transfer case to support)	7A053
		Stud & washer assy. (front shock absorber to axle)	18033
Spring (turn indicator switch hub)	13355	Stud & washer assy. (front shock absorber upper to axle)	18033
Spring (windshield wiper motor brush)	17B599		
Spring assy. (aux.)	5588	Suction line (A/C evaporator to compressor)	19867
Spring assy. (front)	5310	Support (accelerator shaft)	9E858
Spring assy. (rear)	5560	Support (bearing collar)	4835
Spring & extension kit (accelerator return)	9737	Support (brake tube bracket)	2B357
Spring & insert repair kit (trans. low & reverse synchronizer)	7109	Support (eng. front bracket)	6046
		Support (eng. rear)	6A023
Spring & retainer (brake & clutch master cylinder piston return)	2145	Support (eng. valve rocker arm shaft)	6531
Spring centering kit (P/S control valve)	3A675	Support (exhaust air supply hose)	9C487
Sprocket (eng. camshaft)	6256	Support (front spring)	5B306
Sprocket (eng. crankshaft)	6306	Support (fuel tank)	9053, 9061,
Stabilizer (accelerator bellcrank)	9D702	Support (fuel tank filler pipe)	9063
			9B213



## BUY IT NOW!

Click Here To Order



1973/79  
TRUCK SERIES 100/500

INDEX

PART NAME	GROUP NUMBER	PART NAME	GROUP NUMBER
<b>Notes:</b> △ Refer to page 1 of Paint Section			
<b>S — Cont'd</b>		<b>S — Cont'd</b>	
Support (hood latch)	16774	Switch assy. (ignition barometric pressure)	12A243
Support (idler pulley bracket)	8A653	Switch assy. (low vacuum warning indicator)	10A922
Support (parking brake cable)	2A664	Switch assy. (marker lamp blinker)	15443
Support (parking brake lever)	2A707	Switch assy. (parking brake)	15A851
Support (parking brake lever sector)	2797	Switch assy. (rear axle electric shift automatic)	4107
Support (P/S auxiliary oil reservoir tube)	3F550	Switch assy. (rear axle electric shift control)	4078
Support (P/S pump)	3C511	Switch assy. (seat belt warning indicator)	10B924
Support (radiator)	16138	Switch assy. (stop light)	13480
Support (radiator grille bracket mounting)	8A489	Switch assy. (trans. gearshift neutral)	7A247
Support (radiator grille upper)	8407	Switch assy. (trans. spark control)	7E440
Support (radiator side)	16152-3	Switch assy. (turn indicator)	13B302
Support (radiator to radiator frame)	8A359	Switch assy. (windshield wiper & washer)	17A553
Support (rear view outside mirror)	17678	Switch assy. (w/S/W Park switch)	17A511
Support (spare wheel carrier stop bar)	1497	Switch & bracket assy. (horn control)	13A936
Support (spare wheel carrier)	1A462	Switch & button assy. (speed control actuator)	9C888
Support (spare wheel rear)	1401	Switch & mounting plate assy. (turn indicator)	13341
Support (trans. gearshift rod)	7E274	Switch & wire assy. (glove compt. lamp)	14413
Support (wiring)	14A194	Switch & wiring (utility lamp)	15B590
Support assy. (brake caliper)	2B301	Switch & wiring assy. (emergency warning)	13A350
Support assy. (carb. booster venturi)	9A523		
Support assy. (driveshaft center bearing)	4306	Switch, flasher & wiring assy. (emergency warning)	15583
Support assy. (exhaust)	5A246,	Swivel (carb. choke diaphragm adjusting)	9F558
	5260,	Swivel (carb. choke plate adjusting)	9D563
	5D264	Synchronizer assy. (trans.)	7124
Support assy. (fuel tank—rear)	9097	Synchronizer assy. (trans. first & second)	7124
Support assy. (radiator to frame)	8A339	Synchronizer assy. (trans. fourth & fifth speed)	7124
Support assy. (rear view outside mirror lower)	17A736	Synchronizer assy. (trans. second & third speed)	7124
Support assy. (rear view outside mirror upper)	17A732	Synchronizer assy. (trans. sliding gear)	7124
Support assy. (relay to starter cable)	14550	Synchronizer assy. (trans. third & fourth)	7124
Support assy. (spare wheel carrier)	1405		
Support assy. (steering idler arm)	3436	<b>T</b>	
Support assy. (trans. converter stator)	7A108	Tachometer assy.	17360
Support assy. (trans. kickdown rod)	7E286	Tank assy. (brake air reservoir)	2063
Support assy. (trans. planetary gears)	7A130	Tank assy. (fuel)	9002
Support assy. (trans. rear)	7A383	Tank & bracket (A/C vacuum reservoir)	19A566
Support sleeve	4826	Tape (electrical insulating)	△
Switch (brake pressure differential valve warning lamp)	2B264	Tape (masking)	△
Switch (coolant temperature controlled vacuum)	8A564	Tappet assy. (eng. valve)	6500
Switch (starter motor relay solenoid)	11450	Tee (brake booster control)	2B350
Switch (transfer case lockout)	7E440	Tee (fuel vapor storage cannister)	9E645
Switch assy. (A/C)	19986	Tee (windshield washer hose)	17A601
Switch assy. (courtesy lamp)	13713	Tee connection (windshield wiper hose to foot control)	17615
Switch assy. (distributor modulator ambient)	12A164	Tee connector (transmission oil cooler water return)	8289
Switch assy. (distributor modulator valve)	12A182	Terminal (electric wiring solderless crimp on type)	14294
Switch assy. (emergency warning indicator)	13B302	Terminal (high tension wire)	14466
Switch assy. (fog lamp)	15A214	Terminal (starter motor field)	11102
Switch assy. (fuel tank selector)	9A050	Terminal (wire)	14468, 14474
Switch assy. (front door lock)	14028	Thermostat (water)	8575
Switch assy. (headlamp dimmer)	13A024	Thermostat assy. (A/C evaporator temperature control)	19618
Switch assy. (headlamp on instrument panel)	11654	Thimble (transfer case shift rod hole)	7A107
Switch assy. (heater)	18578	Thinners	△
Switch assy. (heater overheat thermostat)	18B498	Tonneau cover kit (pickup box)	501A42
Switch assy. (horn bar type)	13A805		
Switch assy. (horn blowing)	13A875		
Switch assy. (ignition)	11572		



**BUY IT NOW!**

Click Here To Order



## INDEX

PART NAME	GROUP NUMBER	PART NAME	GROUP NUMBER
<b>Notes:    Δ Refer to page 1 of Paint Section</b>			
<b>T — Cont'd</b>		<b>T — Cont'd</b>	
Trailer hitch kit	19D520	Tube (trans. main control lower valve body suction)	7A102
Transducer	9F452	Tube (trans. oil distributor)	7D000
Transmission assy. (incl. converter)	7000	Tube (trans. oil pressure regulator compensator valve)	7A206
Transmission assy. (less converter)	7003		
Trap (rear axle filler plug)	4A309	Tube (trans. oil pressure regulator lubrication)	7A208
Trough (hood opening side)	16C647	Tube (trans. oil pressure regulator main control valve)	7-7469
Trunnion (accelerator rod)	9773		
Trunnion (accelerator shaft to bellcrank rod)	9A846	Tube (vacuum distributor)	12226
Trunnion (clutch release lever)	7522	Tube (water by-pass)	8555
Trunnion (trans. cover)	7221	Tube assy. (air cleaner air intake)	9A624, 9C675
Trunnion (trans. gearshift housing)	7221		
Trunnion (trans. gearshift lever)	7B125	Tube assy. (brake booster control valve)	2B147
Tube	2269	Tube assy. (brake booster control valve to tee)	2B356
Tube (air by-pass vacuum)	9F286	Tube assy. (brake booster rear)	2352
Tube (aux. fuel tank vent hose coupling)	9049	Tube assy. (brake clutch master cylinder to slave cylinder)	2-2443
Tube (brake booster connecting)	2B052		
Tube (brake hand control valve)	2B067	Tube assy. (brake cylinder connection)	2286
Tube (brake shut-off to reactivator valve)	2B227	Tube assy. (brake differential valve to eng.)	2B315
Tube (brake vacuum straight)	2A542	Tube assy. (brake hydraulic straight)	2K032
Tube (carb. air cleaner air intake)	9652, 9A675	Tube assy. (brake line)	2265
		Tube assy. (brake master cylinder outlet rear)	2B253
Tube (eng. crankcase vent)	6758	Tube assy. (brake master cylinder to connector)	2A040
Tube (eng. to trans. vacuum)	7F022	Tube assy. (brake master cylinder to front brake connector)	2-2264
Tube (exhaust air supply lower)	9A484		
Tube (exhaust air supply pump outlet)	9B457	Tube assy. (brake master cylinder to rear brake hose)	2265
Tube (exhaust gas recirculation valve to exhaust manifold)	9D477	Tube assy. (brake master cylinder to rear brake tube connector)	2A199
Tube (front axle spindle connecting rod)	3281		
Tube (fuel)	9291	Tube assy. (brake tee to rear axle hose)	2A284
Tube (fuel filler vapor expansion tank to canister)	9D673	Tube assy. (brake tube connector to rear brake hose)	2265
Tube (fuel tank vent upper)	9049		
Tube (fuel vapor expansion tank to canister)	9D674-5	Tube assy. (brake vacuum booster control valve to center control valve)	2-2333
Tube (heater blower motor vent)	19A786		
Tube (heater water outlet)	18663	Tube assy. (brake vacuum booster control valve to hydraulic cylinder)	2-2337-8
Tube (intake manifold to brake check valve)	2569		
Tube (parking brake rear wheel)	2A728-9	Tube assy. (brake vacuum booster outlet)	2234
Tube (rear axle housing vent)	4A001	Tube assy. (carb. air cleaner hot air inlet)	9652
Tube (rear left brake)	2268	Tube assy. (clutch master cylinder to slave cylinder)	7A512
Tube (rear wheel parking brake control valve to foot control valve)	2A726	Tube assy. (eng. oil level indicator)	6754
Tube (rear wheel parking brake control valve to foot control valve supply)	2A725	Tube assy. (eng. to trans. front & rear)	7B094-5
Tube (rear wheel parking brake control valve to release valve)	2A727	Tube assy. (exhaust air supply)	9B448 9B449
		Tube assy. (front brake cylinder connection)	2A335
Tube (thermostatic choke control inlet)	9820	Tube assy. (front brake hose to tee)	2A156
Tube (thermostatic choke control outlet)	9819	Tube assy. (fuel line)	2265
Tube (trans. breather)	7A246	Tube assy. (fuel pump to carb.)	9369
Tube (trans. clutch & governor oil)	7A170, 7A173, 7A174	Tube assy. (fuel pump to fuel filter)	9B273
		Tube assy. (fuel tank outlet)	9237
		Tube assy. (fuel tank to pump crossover)	9282
Tube (trans. control selector)	7212	Tube assy. (fuel tank to pump tank end)	9B280
Tube (trans. front band servo oil)	7-7379, 7D469	Tube assy. (fuel vapor storage cannister inlet)	9E616
		Tube assy. (fuel vapor return)	9G271



**BUY IT NOW!**

**Click Here To Order**



1973/79  
TRUCK SERIES 100/500

INDEX

PART NAME	GROUP NUMBER	PART NAME	GROUP NUMBER
<b>Notes:     Δ Refer to page 1 of Paint Section</b>			
<b>T — Cont'd</b>		<b>V — Cont'd</b>	
Tube assy. (fuel vapor storage cannister purge outlet)	9D667	Valve (trans. manual control)	7C389
Tube assy. (fuel vapor tank to cannister cross over)	9D683	Valve assy. (air by-pass)	9B289
Tube assy. (master cylinder to rear brake hose)	2A272	Valve assy. (A/C compressor high pressure)	19A990
Tube assy. (master cylinder to rear brake tube connector)	2-2271	Valve assy. (A/C compressor low pressure)	19752
Tube assy. (right rear brake)	2267	Valve assy. (A/C evaporator expansion)	19849
Tube assy. (steering column)	3509, 3514	Valve assy. (A/C vacuum selector)	19B888
Tube assy. (tee to forward rear axle brake hose)	2A283	Valve assy. (brake booster check)	2365
Tube assy. (thermostatic choke control outlet)	9817	Valve assy. (carb. air cleaner temperature sensor override)	9E862
Tube assy. (thermostatic choke heater)	9C869	Valve assy. (carb. air cleaner vacuum control)	9A995
Tube assy. (trans. gearshift)	7212	Valve assy. (air cleaner duct vacuum control)	9E897
Tube assy. (trans. oil cooler inlet & outlet)	7A030-1	Valve assy. (carb. choke delay)	12A091
Tube assy. (trans. oil filler)	7A228	Valve assy. (distributor modulator)	12A170
Tube & clip assy. (fuel pump to fuel filter)	9G281	Valve assy. (distributor retard control)	12A208
Tube & retainer assy. (fuel tank air release)	9B215	Valve assy. (distributor vacuum control check)	12A197
Tube & sleeve assy. (fuel vapor purge inlet)	9E630	Valve assy. (distributor vacuum delay control)	12A091
Tube & socket assy. (trans. gearshift)	7209	Valve assy. (carb. float bowl vent)	9E589
Tune-up kit (carb.)	9A586	Valve assy. (exhaust air supply check)	9A487
Tune-up kit (ignition)	12405	Valve assy. (exhaust control)	9A427
Turn kit (snow plow)	19F502	Valve assy. (exhaust gas recirculating back pressure)	9F452
Two speed shift repair kit (rear axle)	4A098	Valve assy. (exhaust gas recirculation)	9D475
<b>U</b>		Valve assy. (exhaust gas recirculation solenoid vacuum)	9D474
"U" bolt (front spring)	5455	Valve assy. (exhaust gas recirculation vacuum control)	9D473
"U" bolt (rear spring)	5705	Valve assy. (exhaust gas recirculation vacuum load control)	9F424
"U" bolt (steering shock absorber)	3E654	Valve assy. (fuel tank selector)	9189
"U" bolt (trans. gearshift selector tube bracket)	7-7330	Valve assy. (fuel vapor)	9B593
Undercoating	Δ	Valve assy. (fuel vapor storage cannister)	9B693
Unit hydraulic control (snow plow)	19J537	Valve assy. (headlamp cover vacuum check)	13B064
Universal joint	4635	Valve assy. (heater water control)	18495
Universal joint kit (drive line)	4635	Valve assy. (integral exhaust gas recirculation and back pressure control)	9D448
Upholstery color reconditioners	Δ	Valve assy. (master cyl.)	2178
Used car reconditioning materials	Δ	Valve assy. (P/S gear control)	3A730
<b>V</b>		Valve assy. (P/S hydraulic control)	3A730
Vacuum motor & bracket assy. (carb air cleaner)	9D612	Valve assy. (P/S pump)	3A561
Valve (A/C compressor pressure relief)	19D664	Valve assy. (thermactor idle vacuum)	9C328
Valve (A/C heater temperature regulator)	18502	Valve assy. (thermactor vacuum vent control)	9H301
Valve (A/C refrigerant line compressor)	19752, 19A990	Valve assy. (trans. tube)	7D174
Valve (brake pressure control)	2B091	Valve & bracket assy. (vacuum differential)	9E441
Valve (brake pressure differential)	2B257	Valve & hose assy. (speed control)	9E802
Valve (brake pressure metering)	2B161	Valve & seat assy. (carb. fuel inlet)	9564
Valve (carb. accelerator pump check)	9576	Valve & solenoid assy. (fuel tank selector)	9189
Valve (eng. exhaust)	6505	Valve & spring repair kit (trans. front pump relief)	7A135
Valve (eng. intake)	6507	Valve kit (carb. fuel inlet)	9564
Valve (eng. positive crankcase vent P.C.V.)	6A666	Valve kit (P/S control valve return port relief)	3E710
Valve (exhaust thermostat control)	9460	Valve kit (P/S gear check)	3D728
Valve (fuel pump)	9358	Valve repair kit (brake vacuum booster poppet)	2433
Valve (P/S gear piston poppet)	3E622	Valve repair kit (P/S hydraulic control)	3A650
Valve (power brake booster check)	2365	Valve rod & plunger assy. (brake booster)	2377
Valve spring (eng. retainer)	6514		
Valve spring (eng. retainer key)	6518		
Valve (trans. intermediate servo accumulator check)	7D376		



**BUY IT NOW!**  
Click Here To Order



## INDEX

PART NAME	GROUP NUMBER	PART NAME	GROUP NUMBER
<b>Notes:</b> $\Delta$ Refer to page 1 of Paint Section			
<b>V — Cont'd</b>		<b>W — Cont'd</b>	
Vent (rear axle housing)	4022	Washer (transfer case front output shaft)	7A385
Vent (trans. case)	7034	Washer (transfer case front output shaft gear thrust)	7067
Vent (trans. gearshift housing)	7034	Washer (transfer case idler gear thrust)	7C341
Vent (transfer case output shaft bearing retainer)	7034	Washer (transfer case low range gear thrust)	7C350
Vent assy. (trans. case)	7034	Washer (transfer case output shaft pilot rollers)	7067
Venturi (P/S pump)	3760	Washer (transfer case pinion roller thrust)	7067
Voltmeter assy. (instrument cluster)	10797	Washer (transfer case rear output shaft)	7B368
<b>W</b>		Washer (transfer case side gear front shaft thrust)	7A385
Washer (battery terminal corrosion arrestor)	10A717	Washer (transfer case spring cup)	7067
Washer (brake shoe adjusting)	2052	Washer (trans. constant mesh low gear)	7071
Washer (brake shoe anchor pin)	2029	Washer (trans. converter impeller thrust)	7A812
Washer (brake shoe hold down spring)	2066	Washer (trans. converter reactor thrust primary)	7937
Washer (distributor driven gear thrust)	12179	Washer (trans. countershaft)	7119
Washer (distributor shaft thrust upper)	12179	Washer (trans. countershaft cluster gear thrust)	7119
Washer (driving pinion & coupling shaft)	4637	Washer (trans. countershaft retainer)	7198
Washer (eng. camshaft sprocket)	6278	Washer (trans. forward clutch hub thrust)	7D090
Washer (eng. crankshaft pulley retaining)	6378	Washer (trans. front clutch hub to input shaft thrust)	7-7577
Washer (eng. valve rocker arm shaft)	6590	Washer (trans. front clutch sun gear thrust front)	7D484
Washer (eng. valve rocker arm shaft spring)	6598	Washer (trans. front pump support thrust)	7D014
Washer (front axle differential pinion thrust)	4230	Washer (trans. gearshift arm thrust)	7D363
Washer (front axle differential side gear)	4228	Washer (trans. gearshift lever socket to tube anti-vibrator spring)	7C228
Washer (front hub outer hearing retainer)	1195	Washer (trans. input shaft thrust)	7019
Washer (front shock absorber)	18041, 18A065, 18073	Washer (trans. input shell thrust)	7D066
Washer (fuel pump discharge hose retainer gasket)	9A364	Washer (trans. intermediate brake drum thrust)	7C096
Washer (lockout hub drive gear)	1C245	Washer (trans. main shaft thrust)	7019
Washer (lockout hub plate bolt)	1A032	Washer (trans. output shaft)	7119
Washer (lockout hub retaining plate bolt)	1A092	Washer (trans. output shaft & gear assy. planet gear thrust)	7A242
Washer (P/S control valve centering spring)	3C517	Washer (trans. output shaft bearing)	17288
Washer (P/S gear ball return guide clip)	3E615	Washer (trans. output shaft gear thrust)	7056, 7117
Washer (P/S gear housing side cover)	3E626	Washer (trans. output shaft hub thrust)	7D422
Washer (P/S gear worm seal retainer)	3E611	Washer (trans. output shaft second speed gear)	7069
Washer (rear axle differential side gear thrust)	4228	Washer (trans. output shaft thrust front)	7A385
Washer (rear axle driving pinion)	4637	Washer (trans. output shaft thrust rear)	7B368
Washer (rear axle driving pinion bearing thrust)	4667	Washer (trans. planet carrier thrust)	7A166
Washer (rear axle flange to pinion)	4637	Washer (trans. primary sun gear to rear brake drum thrust rear)	7C096
Washer (rear axle high speed clutch plate thrust)	4147	Washer (trans. primary to secondary sun gear thrust front)	7-7545
Washer (rear axle pinion bearing thrust)	4667	Washer (trans. reverse clutch hub thrust)	7D091
Washer (rear axle spider pinion thrust)	4230	Washer (trans. reverse drum to case)	7D072
Washer (rear shock absorber stud)	18039-40	Washer (trans. reverse idler gear bushing thrust)	7728
Washer (rear wheel bearing nut lock)	1124	Washer (trans. reverse idler gear thrust)	7029, 7728
Washer (starter motor armature thrust)	11036	Washer (trans. secondary sun gear thrust)	7A166, 7-7524
Washer (starter motor field terminal)	11093	Washer (trans. turbine to converter cover forward thrust)	7962
Washer (starter motor field terminal insulating)	11094	Washer (universal joint slip yoke dust cap)	4819
Washer (starter motor field terminal screw)	11095	Waxes	$\Delta$
Washer (steering gear sector cover back-up seal)	3C559, 3E560	Wedge (front axle spring seat)	5A313
Washer (steering gear valve assy. thrust bearing outer and inner)	3321		
Washer (steering gear worm sector thrust)	3579		
Washer (steering shaft coupling bolt)	3C660		
Washer (transfer case clutch gear thrust)	7C341		
Washer (transfer case drive pinion bearing thrust)	7728		



**BUY IT NOW!**

**Click Here To Order**



INDEX

PART NAME	GROUP NUMBER	PART NAME	GROUP NUMBER
<b>Notes:</b> △ Refer to page 1 of Paint Section			
<b>W — Cont'd</b>		<b>W — Cont'd</b>	
Wedge (rear axle)	4A406	Wire assy. (license lamp connector)	13A441
Weight (carb. pump discharge ball)	9B511	Wire assy. (low vacuum warning indicator)	10A920
Weight (trans. converter cover balance)	7955	Wire assy. (main)	14401
Weight (wheel balance)	1040	Wire assy. (marker lamp to switch)	15A404
Wheel assy.	1007	Wire assy. (parking brake switch)	15K857
Wheel assy. (A/C blower motor)	19834	Wire assy. (power door locks)	14A412
Wheel assy. (steering)	3600	Wire assy. (radio speaker)	19A041
Wick (distributor shaft)	12133	Wire assy. (radio speaker extension)	19A123
Wire (bulk)	14296	Wire assy. (rear axle shift control switch)	14668
Wire (instrument cluster)	10B942	Wire assy. (rear axle shift motor to control extension)	14674
Wire assy. (A/C)	19C603		
Wire assy. (A/C blower motor feed)	19949	Wire assy. (rear axle shift motor to control switch)	14667
Wire assy. (A/C thermostat to clutch)	19A885	Wire assy. (rear lamp)	14405
Wire assy. (alternator regulator extension)	10A545	Wire assy. (rear lamp connector)	13A409
Wire assy. (alternator to voltage regulator)	14305	Wire assy. (rear view outside mirror lamp feed)	17B719-20
Wire assy. (backup lamp switch extension)	15A545	Wire assy. (relay feed marker lamp)	14A303
Wire assy. (backup lamp switch to rear lamp feed)	15525	Wire assy. (seat belt retractor switch)	14A504
		Wire assy. (seat belt switch)	14A546
Wire assy. (camper trailer lamp feed)	13A576	Wire assy. (starter motor circuit jumper)	12638
Wire assy. (carburetor choke)	9E692	Wire assy. (starter motor relay to junction block)	14439
Wire assy. (carb. emission control solenoid ground)	9P664	Wire assy. (starter motor switch to trans. solenoid lock)	11446
Wire assy. (charge indicator)	10A665	Wire assy. (stop lamp switch)	13A411
Wire assy. (dash panel to eng. gauge feed)	14289	Wire assy. (stop lamp switch jumper)	13A427
Wire assy. (dash panel to headlamp junction)	14290	Wire assy. (tachometer lamp)	14064
Wire assy. (distributor breaker ground)	12264	Wire assy. (throttle modulator control)	9E724
Wire assy. (distributor primary terminal)	12216	Wire assy. (throttle modulator valve ground)	9E717
Wire assy. (distributor to spark plug radio resistance)	12286	Wire assy. (trailer battery feed)	14A346
		Wire assy. (trailer brake control switch release)	14A348
Wire assy. (dome lamp feed)	13A719	Wire assy. (trailer lamps)	15436
Wire assy. (eng. block heater)	6B018	Wire assy. (turn indicator flasher)	14404
Wire assy. (fuel gauge tank unit ground)	14176	Wire assy. (voltage meter)	10A651
Wire assy. (fuel tank sender)	14406	Wire assy. (voltage regulator extension)	10A545
Wire assy. (generator to voltage regulator)	14305	Wire assy. (warning indicator)	14A313
Wire assy. (headlamp leads)	13076	Wire assy. (water temperature indicator)	10B886
Wiring assy. (heater control)	18B604	Wire assy. (windshield wiper switch to motor)	17B587
Wire assy. (heater switch to blower motor)	18A586	Wire & connector assy. (breakerless ignition)	14A614
Wire assy. (horn)	13N866	Wire & connector assy. (distributor & electronic switch)	14A614
Wire assy. (horn feed)	13A940		
Wire assy. (horn jumper)	13A840	Wire & socket assy. (ash receptacle lamp)	13A726
Wire assy. (horn switch)	13927, 14308	Wire & socket assy. (rear license lamp)	13412
		Wire kit (trailer lamp plug)	15A416
Wire assy. (ignition coil resistor)	12336	Wire set (spark plug)	12259
Wire assy. (ignition coil to distributor high tension)	12298	Wire terminal kit	14294
		Wiring (heater blower motor)	18B518
Wire assy. (ignition module)	12A200	Wiring assy. (A/C—hang on)	19C603
Wire assy. (ignition module—jumper)	12A209	Wiring assy. (backup lamp)	15536
Wire assy. (ignition switch to fuel pump switch)	9A342	Wiring assy. (back window heat control)	18C617
Wire assy. (instrument panel to dash panel)	14401	Wiring assy. (body main)	14A005
Wire assy. (interior lamp)	13A709	Wiring assy. (carb. throttle emission control solenoid)	9D857
Wire assy. (interior lamp jumper)	13A718		

**100% SATISFACTION GUARANTEED**

**BUY IT NOW!**

**Click Here To Order**

ALPHABETICAL INDEX CHASSIS PARTS 1973/79  
TRUCK SERIES 100/500

INDEX

PART NAME	GROUP NUMBER	PART NAME	GROUP NUMBER
<b>Notes:</b> △ Refer to page 1 of Paint Section			
<b>W — Cont'd</b>		<b>W — Cont'd</b>	
Wiring assy. (carb. throttle emission control solenoid jumper)	9D866	Wrench (wheel nut)	17032, 17035
Wiring assy. (distributor to amplifier)	12A095	Y	
Wiring assy. (fuel tank selector switch)	9A124	Yoke (coupling shaft flange)	4866
Wiring assy. (indicator lamp)	13A705	Yoke (drive shaft center)	4784
Wiring assy. (seat sensor switch)	14A576	Yoke (driveshaft centering socket)	4782
Wiring assy. (speed control)	9A840	Yoke (steering column coupling shaft slip)	3814
Wrench (jack handle)	17032	Yoke (trans. shaft coupling)	7B198



**BUY IT NOW!**

**Click Here To Order**



INDEX

Included in the Paint Section are the following:

	Page No.			Page No.	
	U.S.	Canada		U.S.	Canada
Paints, Thinners, etc., including Black and White Finishes	1	2	Lacquers and Synthetic Enamels—Exterior Paint—listed by Warranty Plate		
Thinners and Reducers	1	2	Body Color Code	12,13	14 thru 16
Sealers and Undercoats	1	2	Appearance and Maintenance Materials		
Rubbing Compounds	1	2	Paints and Refinishing Materials	17	20
Specialties	2	2,3	Cleaners, Waxes and Polishes	17	20
Lacquers and Synthetic Enamels—Interior Paints	3 thru 11	3 thru 11	Clear Vision Aids	17	21
			Cooling System Aids	17,18	21
			Motor Oils and Lubricants	18	21,22
			Sealers and adhesives	18,19	22
			Special Products	19,20	22,23
			Used Truck Reconditioning Materials	23	24

LIQUID MEASURE

Most liquid measures listed in this catalog are in U.S. sizes; however, those measures which are specified for unique Canadian parts are in Imperial or Metric sizes.

The capacity in ounces and litres for both U.S. and Imperial measures are specified below:

	1/2 PT.	PINT	QUART	GALLON
Imperial	10 oz. (284.1 ml)	20 oz. (568.2 ml)	40 oz. (1.136 l)	160 oz. (4.55 l)
U.S.	8 oz. (236.6 ml)	16 oz. (478.1 ml)	32 oz. (.946 l)	128 oz. (3.78 l)

PAINTS, THINNERS, ETC.  
U.S. USAGE

Note: The aerosol products listed below do not utilize a fluorocarbon propellant system.

DESCRIPTION	PART NUMBER	DESCRIPTION	PART NUMBER
<b>BLACK and WHITE FINISHES</b>		<b>SEALERS and UNDERCOATS — Cont'd</b>	
Chassis black—1 gal. can	B8A 1713-A	Sealer acrylic lacquer (non-sanding) — gray—1 gal. can	AR60 13-A
<b>THINNERS and REDUCERS</b>		Lacquer primer—surfacers	
Acrylic Thinner (for AR60 acrylic lacquers)— extra high gloss — 1 gal.	AR60 644-A	— dark gray —1 gal. can	M6J 12-D
Lacquer thinner No. 2 (medium fast dry) — 5 gal. can	M14J 646-J	— red —1 gal. can	M6J 13-D
— 55 gal. drum	M14J 646-K	— light gray —1 gal. can	M6J 13-E
Enamel reducer (for AE60 acrylic enamels)— 1 gal. can	DL60 647-A	— medium gray — 13 oz. spray can	M6J 12-H
Acrylic thinner (for AR60 acrylic lacquers)— 1 gal. can	AR60 647-A	Interior primer—interior parts of electron cure coated ABS plastic — 13 oz. spray can— this adhesion improving sealer does not contain polychlorinate biphenyl (PCB)	D7AZ 19000-C
Silicone Decontaminant (Fish Eye Killer)— 1 qt. can	AE60 649-A	Interior primer—for polypropylene interior parts— 13 oz. aerosol can	D7AZ 19000-B
<b>SEALERS and UNDERCOATS</b>		<b>RUBBING COMPOUNDS</b>	
Sealer, acrylic enamel (non-sanding) — gray—1 gal. can	AE60 12-A	Mechanical wheel polishing compound— 1 gal. can	AR60 3789-B



**BUY IT NOW!**

Click Here To Order



1973/79  
TRUCK SERIES 100/500

**PAINTS, THINNERS, ETC.**  
U.S. USAGE

Note: The aerosol products listed below do not utilize a fluorocarbon propellant system.

DESCRIPTION	PART NUMBER	DESCRIPTION	PART NUMBER
<b>SPECIALTIES</b>		<b>SPECIALTIES — Cont'd</b>	
Silicone and wax remover—1 gal. can	DL60 3721-A	Flattening Paste (for lowering the gloss of high gloss lacquer paints) — 1 qt.	AR60 652-C
Acrylic lacquer (clear)—1 qt. can	AR60 50-C		
Acrylic lacquer final blend coat (clear)—1 gal.	AR60 650-A		

**PAINTS, THINNERS, ETC.**  
CANADIAN USAGE

DESCRIPTION	PART NUMBER	DESCRIPTION	PART NUMBER
<b>BLACK and WHITE FINISHES</b>		<b>THINNERS and REDUCERS — Cont'd</b>	
Chassis black enamel (dull)—16 oz.—spray bomb	CD2AZ 19500-AJ	Vinyl reducer 1+1— for use with CD7AZ 19568-A vinyl primer—1 gal.	CD7AZ 19566-A
<b>THINNERS and REDUCERS</b>		<b>SEALERS and UNDERCOATS</b>	
Acrylic thinner (for AR60 acrylic lacquers)—extra high gloss — — 1 gal. (U.S.)	AR60 644-A	Leveller (over spray)—12 oz. spray can	CB7A 19500-Y
Acrylic thinner (for AR60 acrylic lacquers)— — — 1 gal. (U.S.)	AR60 647-A	Final car wash—thinner used to wash vehicle prior to painting—1 gal.	CD2AZ 19566-A
Enamel reducer (for AE60 acrylic enamels)—1 gal. can (U.S.)	DL60 647-A	Final car wash—thinner used to wash vehicle prior to painting — — 4 litres	CE0AZ 19566-D
Silicone Decontaminant (Fish Eye Killer)—32 oz. can	AE60 649-A	<b>SEALERS and UNDERCOATS</b>	
Sila Chek—Silicone Decontaminant (Fish Eye Eliminator)—for acrylic enamel and lacquer—2 oz.	CD2AZ 649-A	Lacquer primer—surfacers	
Acrylic lacquer thinner—		— — dark gray—1 gal. (U.S.)	M6J 12-D
Fast dry—panel refinishing — — 1 gal.	CC5AZ 19566-B	— — red —1 gal. (U.S.)	M6J 13-D
Fast dry—panel refinishing — — 4 litres	CE0AZ 19566-A	Sealer, acrylic lacquer (non-sanding)	
Normal dry—complete refinishing — — 1 gal.	CC5AZ 19566-D	— — gray—1 gal. (U.S.)	AR60 13-A
Normal dry—complete refinishing — — 4 litres	CE0AZ 19566-B	Interior primer—interior parts of electron cure coated ABS plastic—13 oz. spray can	D7AZ 19000-C
Acrylic enamel reducers—for CAE60 paints—		Interior primer—for polypropylene interior parts—13 oz. can	D7AZ 19000-B
Retarder reducer — — 1 gal.	CD4AZ 19566-A	Primer surfaces	
Retarder reducer — — 4 litres	CE0AZ 19566-E	— — red —1 qt.	CB9CZ 19574-A
Hot weather reducer — — 5 gal.	CD4AZ 19566-B	— — red —1 gal.	CB9CZ 19574-B
Hot weather reducer — — 1 gal.	CD4AZ 19566-E	— — gray—1 qt.	CB9CZ 19568-A
Hot weather reducer — — 20 litres	CE0AZ 19566-F	— — gray—1 gal.	CB9CZ 19568-B
Hot weather reducer — — 4 litres	CE0AZ 19566-J	Primer surfacer (for enamel or lacquer) — — 1 gal.	CD6AZ 19568-A
Standard reducer — — 1 gal.	CD4AZ 19566-C	Vinyl primer 1+1— for refinishing galvanize steel—1 gal.	CD7AZ 19568-A
Standard reducer — — 5 gal.	CD4AZ 19566-D	Primer sealers (Jet-Seal)	
Standard reducer — — 4 litres	CE0AZ 19566-G	Red — — 1 qt. (U.S.)	CD4AZ 19574-B
Standard reducer — — 20 litres	CE0AZ 19566-H	Red — — 1 gal. (U.S.)	CD4AZ 19574-C
Alkyd enamel reducers—		Gray — — 1 qt. (U.S.)	CD4AZ 19574-D
Hot & humid weather—above 80° F — — 1 gal.	CC0AZ 19566-A	Gray — — 1 gal. (U.S.)	CD4AZ 19574-E
— — 5 gal.	CC0AZ 19566-B	<b>RUBBING COMPOUNDS</b>	
— — 4 litres	CE0AZ 19566-K	Mechanical wheel polishing compound—1 gal. (U.S.)	AR60 3789-B
Cold weather—below 70° F — — 1 gal.	CBJ 19566-A	Acrylic enamel rubbing compound—3 lb. tin	CD2AZ 3789-A
— — 5 gal.	CD6AZ 19566-B	Acrylic lacquer rubbing compound—fast cut — — (4) 3 1/2 lb. tin	CD7AZ 3789-A
— — 15 gal.	CD6AZ 19566-C	Rubbing compound—16 oz. tin	CD7AZ 3789-B
— — 4 litres	CE0AZ 19566-L	<b>SPECIALTIES</b>	
Normal drying 70°—80° F — — 1 gal.	CC5AZ 19566-E	Acrylic lacquer (clear)—1 qt. (U.S.)	AR60 50-C
— — 5 gal.	CC5AZ 19566-F	Acrylic lacquer final blend coat (clear)—1 gal. (U.S.)	AR60 650-A
— — 4 litres	CE0AZ 19566-C	Flattening Paste (for lowering the gloss of high gloss lacquer paints) — 1 qt. (U.S.)	AR60 652-C
For Fast Dri additive CD6AZ-19503-A — — 1 gal.	CD6AZ 19566-A	Silicone and wax remover	
— — 5 gal.	CD6AZ 19566-B	—1 gal. (U.S.)	DL60 3721-A
— — 4 litres	CE0AZ 19566-M		
Lacquer thinner (exc. acrylic lacquers)			
Fast dry—1 gal.	CBM 19567-C		
—5 gal.	CBM 19567-A		
	CE0AZ 19567-A		
	CD6AZ 19567-A		
	CD6AZ 19567-B		



**BUY IT NOW!**

Click Here To Order



**1973/79  
TRUCK SERIES 100/500**

**LACQUERS AND SYNTHETIC ENAMELS  
INTERIOR PAINTS**

YEAR	INTERIOR TRIM	INTERIOR LOCATION				INTERIOR PAINT		
	COLOR/CODE	-I/P=Instrument panel -U/P=Upper instrument panel -S/C=Steering column -I/C=Other interior components				COLOR	PART NUMBER	SUFFIX
		I/P	U/P	S/C	I/C			
								15 OZ. 13 OZ.

**PASSENGER AREA – LACQUER – SPRAY CAN  
U.S. and CANADIAN USAGE**

**Note:** The interior spray paints listed below do not utilize a fluorocarbon propellant system.  
 \*Black components may be included in any trim scheme – use M4J 2083-H for metallic or M4J 1724-H for non-metallic.  
 %Painted black or exterior body color #For exposed interior sheet metal surfaces painted exterior body color – refer to exterior paint section  
 ▲ W/S Defroster Cover (044A98) △ Except W/S Defroster Cover (044A98)

**1973/75 ECONOLINE**

73/74	Black 1,11,12,13,14,15	*	*	*	*	Black	M4J 1724	H
		*	*	*	*	Black Metallic	M4J 2083	H
73/74	Blue/2,21,22,23 24,25,26,27,28, B,B1,B2,B7,B8, K,K1,K2,S,S1,S2		I/P		I/C	Gray-NR(3/79)	★ 4013	
					I/C	Blue Metallic	M4J 4021	H
					I/C	Blue-NR(3/79)	★ 1867	
					I/C	Gray-NR(3/79)	★ 4013	
73/74	Ginger/3,31,32,33, 34,35,36,37,38, C,C1,C2,C7,C8, L,L1,L2,T,T1,T2	I/P	U/P	S/C		Ginger (dark)-NR(5/78)	★ 3606	
					I/C	Ginger (medium)-NR(3/79)	★ 3605	
					I/C	Ginger (light)	★	
					I/C	Gray-NR(3/79)	★ 4013	
73/74	Green/4,41,42,43, 44,45,46,47,48, D,D1,D2,D7,D8, M,M1,M2,U,U1,U2	I/P	U/P	S/C	I/C	Green Metallic-NR(11/76)	★ 4004	
					I/C	Green	★	
					I/C	Gray-NR(3/79)	★ 4013	
75	Black 1,11,12	*	*	*	*	Black	M4J 1724	H
		*	*	*	*	Black Metallic	M4J 2083	H
					I/C	Gray-NR(3/79)	★ 4013	
					I/C	White	M4J 3290	H
75	Blue/2,21,22, B,BA,BJ,B1,B2, K,KA,KJ,K1,K2, S,SA,SJ,S1,S2	I/P	U/P	S/C	I/C	Blue Metallic	M4J 4021	H
					I/C	Blue-NR(3/79)	★ 1867	
					I/C	Gray-NR(3/79)	★ 4013	
					I/C	White	M4J 3290	H
75	Tan/3,31,32, C,CA,CJ,C1,C2, L,LA,LJ,L1,L2, T,TA,TJ,T1,T2	I/P	U/P	S/C	I/C	Tan (medium)	M4J 4043	H
					I/C	Tan (light)	M4J 4042	H
					I/C	Gray-NR(3/79)	★ 4013	
					I/C	White	M4J 3290	H
75	Green/4,41,42, D,DA,DJ,D1,D2 M,MA,MJ,M1,M2 U,UA,UJ,U1,U2	I/P	U/P	S/C	I/C	Green Metallic-NR(3/79)	★ 4061	
					I/C	Green-NR (3/78)	★ 4063	
					I/C	Gray-NR(3/79)	★ 4013	H
					I/C	White	M4J 3290	H

**1973/75 F SERIES**

73	Blue – 1,2,23, B,B3,K,K3 Black/Blue– 2B,BB,KB	%						
			U/P	S/C		Black Metallic	M4J 2083	H
					▲	Blue Metallic	M4J 4021	H
					△	Blue	M4J 4036	H
					△	White	M4J 3290	H

**100% SATISFACTION GUARANTEED**  
**BUY IT NOW!**  
 Click Here To Order

PayPal | Discover | MasterCard | VISA

1973/79  
TRUCK SERIES 100/500

LACQUERS AND SYNTHETIC ENAMELS  
INTERIOR PAINTS

YEAR	INTERIOR TRIM	INTERIOR LOCATION				INTERIOR PAINT		
	COLOR/CODE	-I/P=Instrument panel	-U/P=Upper instrument panel	-S/C=Steering column	-I/C=Other interior components	COLOR	PART NUMBER	SUFFIX
		I/P	U/P	S/C	I/C			15 OZ. 13 OZ.

PASSENGER AREA - LACQUER - SPRAY CAN

U.S. and CANADIAN USAGE

Note: The interior spray paints listed below do not utilize a fluorocarbon propellant system  
 \*Black components may be included in any trim scheme - use M4J 2083-H for metallic or M4J 1724-H for non-metallic.  
 %Painted black or exterior body color #For exposed interior sheet metal surfaces painted exterior body color - refer to exterior paint section

▲ W/S Defroster Cover (044A98) △ Except W/S Defroster Cover (044A98)

1973/75 F SERIES - Cont'd

73	Ginger - 33, C,C3,L,L3 Black/Ginger- CB, LB	%				Black Metallic	M4J	2083	H
			U/P	S/C		▲ Ginger (dark)-NR(5/78)	★	3606	
						△ Ginger (medium)-NR(3/79)	★	3605	
						△ White	M4J	3290	H
73	Black - 4,4B,43, D,DB,D3 M,MB,M3	*	*	*	*	Black	M4J	1724	H
		*	*	*	*	Black Metallic	M4J	2083	H
					I/C	White	M4J	3290	H
73	Red - 5,53 E,E3,N,N3 Black/Red - 5B,EB,NB	%				Black Metallic	M4J	2083	H
			U/P	S/C		▲ Red Metallic	M4J	4020	H
						△ Red	M4J	4056	H
						△ White	M4J	3290	H
73	Green - 6,63, F,F3,O,O3 Black/Green - 6B,FB,OB	%				Black Metallic	M4J	2083	H
			U/P	S/C		▲ Green Metallic-NR(11/76)	★	4004	
						△ Green-NR (3/77)	★	4032	
						△ White	M4J	3290	H
73	Avocado - 8, G,G3,P,3 Black/Avocado - GB,PB	%				Black Metallic	M4J	2083	H
			U/P	S/C		I/C Avocado-NR	★	4029	
					I/C	White	M4J	3290	H
73	Orange - 9	%				Black Metallic	M4J	2083	H
			U/P	S/C		I/C Orange	★		
					I/C	White	M4J	3290	H
74/75	Blue - 2,2V,2Y,2W, 2Z,23,25,26,27,28, B,B3,B5,B6,B7,B8, K,KN,KO,KR,K3,K5, K6,K7,K8 Black/Blue - 2B, 2E, 2F,BB,BE,BF,KB,KE, KF	%	%	%		▲ Blue Metallic	M4J	4021	H
						△ Blue Metallic	M4J	4021	H
						△ Blue	M4J	4036	H
						△ White	M4J	3290	H



**BUY IT NOW!**

Click Here To Order



LACQUERS AND SYNTHETIC ENAMELS  
INTERIOR PAINTS

YEAR	INTERIOR TRIM	INTERIOR LOCATION				INTERIOR PAINT		SUFFIX 15 OZ./13 OZ.
	COLOR/CODE	-I/P=Instrument panel -U/P=Upper instrument panel -S/C=Steering column -I/C=Other interior components				COLOR	PART NUMBER	
		I/P	U/P	S/C	I/C			

PASSENGER AREA - LACQUER - SPRAY CAN

U.S. and CANADIAN USAGE

Note: The interior spray paints listed below do not utilize a fluorocarbon propellant system  
 \*Black components may be included in any trim scheme - use M4J 2083-H for metallic or M4J 1724-H for non-metallic.  
 %Painted black or exterior body color #For exposed interior sheet metal surfaces painted exterior body color - refer to exterior paint section  
 ▲ W/S Defroster Cover (044A98) △ Except W/S Defroster Cover (044A98)

1973/75 F SERIES - Cont'd

74/75	Ginger - 3V,3W,3Z, 33,37,38, C,C3,C5,C6,C7,C8 L,LN,LO,LR,L3,L5,L6, L7,L8 Black/Ginger - 3B,3E,3F CB,CE,CF LB,LE,LF	%	%	%						
					▲	Ginger (dark)-NR(5/78)	★	3606		
					△	Ginger (dark)-NR(5/78)	★	3606		
					△	Ginger (medium)-NR(3/79)	★	3605		
					△	White	M4J	3290		H
74/75	Black - 4,4B,4E, 4F,4V,4W,4Z,43, 45,46,47,48, D,DB,DE,DF,D3,D5, D6,D7,D8, M,MB,ME,MF,MN MO,MR,M3,M5,M6, M7,M8	*	*	*	*	Black	M4J	1724	H	
		*	*	*	*	Black Metallic	M4J	2083	H	
					I/C	White	M4J	3290	H	
74/75	Red - 5,5Z,53,55, 56,E,E3,N,NR, N3 Black/Red - 5B,5E,5F,EB,NB	%	%	%						
					▲	Red Metallic	M4J	4020	H	
					△	Red Metallic	M4J	4020	H	
					△	Red	M4J	4056	H	
74	Green - 6,63,65 66,67,68 F,F3,F5,F6,F7,F8, O,03,05,06,07,08 Black/Green - 6B,6E,6F,FB,FE, FF,0B,0E,0F	%	%	%						
					▲	Green Metallic-NR(11/76)	★	4004		
					△	Green Metallic-NR(11/76)	★	4004		
					△	Green-NR (3/77)	★	4032		
75	Green - 6,6V,6W,6Z, 63,65,66,67,68, F,F3,F5,F6,F7,F8, O,ON,OO,OR,03,05, 06,07,08 Black/Green - 6B,6E,6F,FB,FE,FF, 0B,0E,0F	%	%	%						
					▲	Green Metallic-NR(3/79)	★	4061		
					△	Green Metallic-NR(3/79)	★	4061		
					△	Green-NR (3/78)	★	4065		
74	Avocado - G,G3 P,P3 Black/Avocado - GB,PB	%	%	%						
					I/C	Avocado-NR	★	4029		
					I/C	White	M4J	3290	H	



**BUY IT NOW!**

Click Here To Order



1973/79  
TRUCK SERIES 100/500

LACQUERS AND SYNTHETIC ENAMELS  
INTERIOR PAINTS

YEAR	INTERIOR TRIM	INTERIOR LOCATION	INTERIOR PAINT	
	COLOR/CODE	-I/P=Instrument panel -U/P=Upper instrument panel -S/C=Steering column -I/C=Other interior components	COLOR	PART NUMBER

SUFFIX  
15 OZ. 13 OZ.

PASSENGER AREA - LACQUER - SPRAY CAN  
U.S. and CANADIAN USAGE

Note: The interior spray paints listed below do not utilize a fluorocarbon propellant system  
\*Black components may be included in any trim scheme - use M4J 2083-H for metallic or M4J 1724-H for non-metallic.  
%Painted black or exterior body color #For exposed interior sheet metal surfaces painted exterior body color - refer to exterior paint section

▲ W/S Defroster Cover (044A98) △ Except W/S Defroster Cover (044A98)

1973/75 F SERIES - Cont'd

		%	%	%					
74	Blue - S				▲	Blue Metallic	M4J	4021	H
					△	Blue Metallic	M4J	4021	H
					△	Blue	M4J	4036	H
					△	White	M4J	3290	H
75	Coral - S				I/C	Coral	★		
					I/C	White	M4J	3290	H
74/75	Tan or Tan/Ginger - T,Z				I/C	Tan	M4J	4042	H
					I/C	White	M4J	3290	H
75	Gold - U				I/C	Gold	M4J	4064	H
					I/C	White	M4J	3290	H
74	Vermillion - V				I/C	Vermillion	★		
					I/C	White	M4J	3290	H



**BUY IT NOW!**

Click Here To Order



**1973/79  
TRUCK SERIES 100/500**

**LACQUERS AND SYNTHETIC ENAMELS**

**INTERIOR PAINTS**

YEAR	C O D E	INTERIOR TRIM	INTERIOR LOCATION				INTERIOR PAINT		
		COLOR	-I/P=Instrument panel -U/P=Upper instrument panel -S/C=Steering column -I/C=Other interior components				COLOR	PART NUMBER	SUFFIX
			I/P	U/P	S/C	I/C			

**PASSENGER AREA - LACQUER - SPRAY CAN**

**U.S. and CANADIAN USAGE**

**Note:** The interior spray paints listed below do not utilize a fluorocarbon propellant system.  
 ● 2nd digit of trim code  
 \*Black components may be included in any trim scheme - use M4J 2083-H for metallic or M4J 1724-H for non-metallic.  
 % Painted black or exterior body color # For exposed interior sheet metal surfaces  
 painted exterior body color - refer to exterior paint section.

**1976/ ECONOLINE**

76/77	A	Black	*	*	*	*	Black	M4J 1724		H
			*	*	*	*	Black Metallic	M4J 2083		H
						I/C	White	M4J 1619		H
						I/C	White	M4J 3290		H
						I/C	Gray-NR(3/79)	★ 4013		
78/	A	Black	*	*	*	*	Black	M4J 1724		H
			*	*	*	*	Black Metallic	M4J 2083		H
						#				
						I/C	White	M4J 1619		H
						I/C	White	M4J 3290		H
76/77	B	Blue				I/C	Wood	M4J 3221		H
			I/P	U/P	S/C	I/C	Blue Metallic	M4J 4021		H
						I/C	Blue (light)-NR(3/79)	★ 1867		
						I/C	White	M4J 3290		H
						I/C	Gray-NR(3/79)	★ 4013		
78/	B	Blue			*	#				
			I/P	U/P		I/C	Blue Metallic	M4J 4104		H
						I/C	Blue (1978 only)	M4J 4093		H
						I/C	White	M4J 3290		H
						I/C	Wood	M4J 3221		H
79	C	Jade			*	#				
			I/P	U/P		I/C	Jade Metallic	M4J 4074		H
						I/C	Jade (light)	M4J 4090		H
						I/C	White	M4J 3290		H
						I/C	Wood	M4J 3221		H
79	D	Sand	*	*	*	#				
			I/P	U/P			Sand Metallic	M4J 4123		H
						I/C	Sand (light)	M4J 4112		H
						I/C	White	M4J 3290		H
						I/C	Wood	M4J 3221		H
79	E	Saddle			*	#				
			I/P	U/P		I/C	Saddle Metallic	M4J 4050		H
						I/C	Sand (light)	M4J 4112		H
						I/C	White	M4J 3290		H
						I/C	Wood	M4J 3221		H
76	G	Green	I/P	U/P	S/C	I/C	Green Metallic-NR(3/79)	★ 4061		
						I/C	Green (light)-NR (3/78)	★ 4063		
						I/C	White	M4J 3290		H
						I/C	Gray-NR(3/79)	★ 4013		



**BUY IT NOW!**  
Click Here To Order



**1973/79  
TRUCK SERIES 100/500**

**LACQUERS AND SYNTHETIC ENAMELS**

**INTERIOR PAINTS**

YEAR	C O D E	INTERIOR TRIM	INTERIOR LOCATION				INTERIOR PAINT	
		COLOR	-I/P=Instrument panel -U/P=Upper instrument panel -S/C=Steering column -I/C=Other interior components				COLOR	PART NUMBER
			I/P	U/P	S/C	I/C		
								15 OZ. 1.3 OZ.

**PASSENGER AREA – LACQUER – SPRAY CAN**

**U.S. and CANADIAN USAGE**

**Note:** The interior spray paints listed below do not utilize a fluorocarbon propellant system.  
 ● 2nd digit of trim code  
 \*Black components may be included in any trim scheme – use M4J 2083-H for metallic or M4J 1724-H for non-metallic.  
 % Painted black or exterior body color # For exposed interior sheet metal surfaces  
 painted exterior body color – refer to exterior paint section.

**1976/ ECONOLINE — Cont'd**

79	J	Black (see code A)							
79	K	Blue (see code B)							
79	L	Jade (see code C)							
79	M	Sand (see code D)							
79	N	Saddle (see code E)							
77	R	Jade	I/P	U/P	S/C	I/C	Jade Metallic	M4J 4074	H
							Jade (light)	M4J 4090	H
							Jade (dark)	M4J 4084	H
							White	M4J 3290	H
							Gray-NR(3/79)	★ 4013	
78	R	Jade	I/P	U/P	S/C	I/C	Jade Metallic	M4J 4074	H
							Jade (light)	M4J 4090	H
							White	M4J 3290	H
							Wood	M4J 3221	H
							% #		
79	R	Sand (see code D)	I/P	U/P	S/C	I/C	Tan (dark)	M4J 4043	H
							Tan (medium)	M4J 4042	H
							Tan (light)-NR(3/79)	★ 5441	
							White	M4J 3290	H
							Gray-NR(3/79)	★ 4013	
78	U	Tan	I/P	U/P	S/C	I/C	Tan (medium)	M4J 4043	H
							Tan (light)	M4J 4042	H
							White	M4J 3290	H
							Wood	M4J 3221	H
							% #		
79	1	Black (see code A)							
79	2	Blue (see code B)							
79	3	Jade (see code C)							
79	4	Sand (see code D)							
79	5	Saddle (see code E)							

**100% SATISFACTION GUARANTEED**

**BUY IT NOW!**

**Click Here To Order**

PayPal American Express Discover MasterCard VISA

**1973/79  
TRUCK SERIES 100/500**

**LACQUERS AND SYNTHETIC ENAMELS  
INTERIOR PAINTS**

YEAR	C O D E	INTERIOR TRIM	INTERIOR LOCATION				INTERIOR PAINT	
		COLOR	-I/P=Instrument panel -U/P=Upper instrument panel -S/C=Steering column -I/C=Other interior components				COLOR	PART NUMBER
			I/P	U/P	S/C	I/C		SUFFIX

**PASSENGER AREA - LACQUER - SPRAY CAN**

**U.S. and CANADIAN USAGE**

**Note:** The interior spray paints listed below do not utilize a fluorocarbon propellant system.  
 ● 2nd digit of trim code  
 \*Black components may be included in any trim scheme - use M4J 2083-H for metallic or M4J 1724-H for non-metallic.  
 % Painted black or exterior body color # For exposed interior sheet metal surfaces  
 painted exterior body color - refer to exterior paint section.

**1976/ F100/350**

76/	A	Black	*	*	*	*	Black	M4J 1724		H
			*	*	*	*	Black Metallic	M4J 2083		H
						I/C	White	M4J 3290		H
					#					
76/77	B	Blue	%		%					
				U/P			Black Metallic	M4J 2083		H
						I/C	Blue Metallic	M4J 4021		H
					I/C	White	M4J 3290		H	
78/	B	Blue			*	#				
			I/P	U/P		I/C	Blue Metallic	M4J 4104		H
						I/C	White	M4J 3290		H
76	C	Orange	*	*	*	*	Black	M4J 1724		H
			*	*	*	*	Black Metallic	M4J 2083		H
						I/C	White	M4J 3290		H
76/77	D	Red	%		%					
				U/P			Black Metallic	M4J 2083		H
						I/C	Red (light)	M4J 4075		H
						I/C	Red (medium)	M4J 4072		H
						I/C	White	M4J 3290		H
78/	D	Red			*	#				
			I/P	U/P		I/C	Red (medium)	M4J 4072		H
						I/C	Red (light) (1978 only)	M4J 4075		H
						I/C	White	M4J 3290		H
76	F	Ginger	I/P	U/P	S/C		Tan (medium)	M4J 4043		H
						I/C	Tan (light)	M4J 4042		H
						I/C	White	M4J 3290		H
79	F	Cordovan			*	#				
			I/P	U/P		I/C	Cordovan	M4J 4079		H
						I/C	White	M4J 3290		H
76	G	Green	%		%					
				U/P			Black Metallic	M4J 2083		H
						I/C	Green Metallic-NR(3/79)	★ 4061		
			I/C	White	M4J 3290		H			
76	N	Black/Red	*		*	*	Black	M4J 1724		H
			*	U/P	*	*	Black Metallic	M4J 2083		H
						I/C	Red (light)	M4J 4075		H
						I/C	Red (medium)	M4J 4072		H
						I/C	White	M4J 3290		H
78	N	Black/Red	*	*	*	#				
			I/P	U/P			Red (medium)	M4J 4072		H
						I/C	Red (light)	M4J 4075		H
			I/C	White	M4J 3290		H			



**BUY IT NOW!**  
Click Here To Order



1973/79  
TRUCK SERIES 100/500

LACQUERS AND SYNTHETIC ENAMELS  
INTERIOR PAINTS

YEAR	C O D E	INTERIOR TRIM	INTERIOR LOCATION				INTERIOR PAINT	
		COLOR	-I/P=Instrument panel -U/P=Upper instrument panel -S/C=Steering column -I/C=Other interior components				COLOR	PART NUMBER
			I/P	U/P	S/C	I/C		
								15 OZ. 13 OZ.

PASSENGER AREA - LACQUER - SPRAY CAN

U.S. and CANADIAN USAGE

Note: The interior spray paints listed below do not utilize a fluorocarbon propellant system.  
 ● 2nd digit of trim code  
 \*Black components may be included in any trim scheme - use M4J 2083-H for metallic or M4J 1724-H for non-metallic.  
 % Painted black or exterior body color # For exposed interior sheet metal surfaces painted exterior body color - refer to exterior paint section.

1976/F100/350 - Cont'd

76	Q	Black/Blue	*		*	*	Black	M4J 1724		H
			*	U/P	*	*	Black Metallic	M4J 2083		H
						I/C	Blue Metallic	M4J 4021		H
78	Q	Black/Blue				I/C	White	M4J 3290		H
			*	*	*	#				
			I/P	U/P		I/C	Blue Metallic	M4J 4104		H
76/77	R	Jade				I/C	White	M4J 3290		H
			%		%					
				U/P			Black Metallic	M4J 2083		H
78/	R	Jade			*	#				
			I/P	U/P		I/C	Jade Metallic	M4J 4074		H
						I/C	Jade	M4J 4084		H
78	T	Chamois -with blk. I/P -with blue I/P -with saddle I/P			*	#				
			I/P	U/P			Black Metallic	M4J 2083		H
			I/P	U/P			Blue Metallic	M4J 4104		H
79	T	Sand	I/P	U/P			Saddle Metallic	M4J 4050		H
						I/C	Chamois	M4J 4086		H
						I/C	White	M4J 3290		H
76/77	U	Tan	*	*	*	#				
			I/P	U/P			Sand Metallic	M4J 4123		H
						I/C	Sand (light)	M4J 4112		H
78	Z	Saddle				I/C	White	M4J 3290		H
			I/P	U/P		I/C	Saddle Metallic	M4J 4050		H
						I/C	White	M4J 3290		H
76	4	Black/Tan	*		*	*	Black	M4J 1724		H
			*	U/P	*	*	Black Metallic	M4J 2083		H
						I/C	Tan (light)	M4J 4042		H
76	5	Black/Green				I/C	White	M4J 3290		H
			*		*	*	Black	M4J 1724		H
			*	U/P	*	*	Black Metallic	M4J 2083		H
78	5	Black/Jade				I/C	Green Metallic-NR(3/79)	★ 4061		
						I/C	White	M4J 3290		H
			*	*	*	#				
78	9	Black/Saddle	I/P	U/P		I/C	Jade Metallic	M4J 4074		H
						I/C	White	M4J 3290		H
			*	*	*	#				
78	9	Black/Saddle	I/P	U/P		I/C	Saddle Metallic	M4J 4050		H
						I/C	White	M4J 3290		H



**BUY IT NOW!**

Click Here To Order



# 1973/79 TRUCK SERIES 100/500

## LACQUERS AND SYNTHETIC ENAMELS

### INTERIOR PAINTS

YEAR	C O D E	INTERIOR TRIM	INTERIOR LOCATION				INTERIOR PAINT		
		COLOR	-I/P=Instrument panel -U/P=Upper instrument panel -S/C=Steering column -I/C=Other interior components				COLOR	PART NUMBER	SUFFIX
			I/P	U/P	S/C	I/C			15 OZ. 13 OZ.

### PASSENGER AREA – LACQUER – SPRAY CAN

#### U.S. and CANADIAN USAGE

**Note:** The interior spray paints listed below do not utilize a fluorocarbon propellant system.  
 ● 2nd digit of trim code  
 \*Black components may be included in any trim scheme – use M4J 2083-H for metallic or M4J 1724-H for non-metallic.  
 % Painted black or exterior body color # For exposed interior sheet metal surfaces  
 painted exterior body color – refer to exterior paint section.

#### 1976/77 F500

76/77	A	Black	*	*	*	*	Black	M4J 1724		H
			*	*	*	*	Black Metallic	M4J 2083		H
						I/C	White	M4J 3290		H
76/77	B	Blue	%							
				U/P		I/C	Blue Metallic	M4J 4021		H
						I/C	White	M4J 3290		H
76/77	D	Red	%							
				U/P			Red (medium)	M4J 4072		H
						I/C	Red (light)	M4J 4075		H
76	G	Green	%							
				U/P			Red (medium)	M4J 4072		H
						I/C	Red (light)	M4J 4075		H
76	N	Black/Red	*	*	*	*	Black	M4J 1724		H
			*	*	*	*	Black Metallic	M4J 2083		H
						I/C	Red (light)	M4J 4075		H
76	Q	Black/Blue	*	*	*	*	White	M4J 3290		H
			*	*	*	*	Black	M4J 1724		H
						I/C	Blue Metallic	M4J 4021		H
77	R	Jade	%							
				U/P		I/C	Jade Metallic	M4J 4074		H
						I/C	White	M4J 3290		H
76/77	U	Tan	%							
				U/P			Tan (medium)	M4J 4043		H
						I/C	Tan (light)	M4J 4042		H
76	4	Black/Tan	*	*	*	*	White	M4J 3290		H
			*	*	*	*	Black	M4J 1724		H
						I/C	Black Metallic	M4J 2083		H
76	5	Black/Green	*	*	*	*	Tan (light)	M4J 4042		H
			*	*	*	*	White	M4J 3290		H
						I/C	Black	M4J 1724		H
			I/C	Black Metallic	M4J 2083		H			
			I/C	Green Metallic-NR(3/79)	★ 4061					
			I/C	White	M4J 3290		H			



BUY IT NOW!

Click Here To Order



1973/79  
TRUCK SERIES 100/500

LACQUERS AND SYNTHETIC ENAMELS  
EXTERIOR PAINTS – U.S. USAGE

C O D E	YEAR	NAME	ACRYLIC ENAMEL PART NUMBER				ACRYLIC LACQUER PART NUMBER	
			PREFIX	BASE	SUFFIX		QT. (32 OZ.)	QT. (32 OZ.)
					1/2 OZ. SPRAY	5 OZ. SPRAY		
1	79	Maroon Metallic	AE60	5433	B	C	H	
2	73	Maroon	AE60	3059	B	C	H	AR60 3059-C
2	77	Tangerine (Econoline)	AE60	5459		C	H	
2	77/78	Medium Copper (Exc. Econoline)	AE60	5475	B	C	H	
2	79	Sand Metallic	AE60	5738	B	C	H	AR60 5738-C
3	75	Coral	AE60	1730	B	C	H	AR60 1730-C
3	76/77	Tan (exc. Econoline)	★	5297				
4	76/77	Tan Metallic (Exc. Econoline)	AE60	5298			H	
4	76	Ginger Bronze Metallic (Econoline)	★	5436				
4	79	Light Medium Pine	AE60	5610	B	C	H	AR60 5610-C
5	76	Dark Yellow (Econoline)	★	5046				
5	76/77	Bright Yellow (exc. Econoline)	AE60	5080	B	C	H	AR60 5080-C
5	79	Dark Blue Metallic	AE60	5664	B	C	H	AR60 5664-C
6	73	Bright Medium Blue	AE60	5004	B	C	H	
6	74/75	Bright Red (Viking)	AE60	3560	B	C	H	AR60 3560-C
6	76/77	Dark Brown	★	5064				
6	78/	Bright Yellow	AE60	5574	B	C	H	AR60 5574-C
7	73/74	Bright Yellow Gold Metallic (exc. Econoline)	★	5079				
7	76/77	White	AE60	5418	B	C	H	AR60 5418-C
7	78	Light Chamois	AE60	5524	B	C	H	AR60 5524-C
7	79	Desert Gold Metallic	AE60	5619	B	C	H	
8	73	Yellow	AE60	3341	B			
8	74	Dark Yellow	★	5046				
8	75/76	Dark Yellow Green Metallic	AE60	5233	B		H	
8	77/78	Light Blue	AE60	5467	B	C	H	AR60 5467-C
8	79	Medium Blue Metallic	AE60	5618		C	H	
A	73/	Black	AE60	1724	B	C	H	AR60 1724-C
B	73/75	Light Blue	AE60	3429	B		H	
B	77/	Dark Jade Metallic	AE60	5328	B	C	H	AR60 5328-C
C	73/74	Pure White	AE60	1525	B	C	H	AR60 1525-C
D	75	Ginger Bronze Metallic	★	5436				
D	76/77	Blue Metallic	★	5474				
D	78	Bright Blue Metallic	AE60	5480	B		H	AR60 5480-C
D	79	Medium Vaquero Metallic	AE60	5599	B	C	H	AR60 5599-C
E	73/75	Medium Blue Metallic	AE60	5087			H	
E	76	Jade Metallic	★	5329				
E	77/78	Nectarine Metallic (Econoline)	AE60	5507	B	C	H	
E	77	Cream (exc. Econoline)	AE60	5406	B	C	H	AR60 5406-C
E	79	Maroon	AE60	3059	B	C	H	AR60 3059-C
F	75/76	Dark Ginger Metallic	★	5425				
F	77	Dark Brown Metallic	AE60	5477	B	C	H	AR60 5477-C
F	78	Dark Brown Metallic (exc. Econoline)	AE60	5477	B	C	H	AR60 5477-C
F	78/	Coral (Econoline)	AE60	1730	B	C	H	AR60 1730-C
G	73/78	Chrome Yellow	AE60	1526	B	C	H	
H	76	Medium Copper	AE60	5475	B	C	H	
H	77/78	Dark Brown Metallic (exc. Econoline)	AE60	5282	B	C	H	
H	78	Dark Brown Metallic (Econoline)	AE60	5477	B	C	H	AR60 5477-C

Note: The exterior spray paints listed below do not utilize a fluorocarbon propellant system.  
● Certification Label

**100% SATISFACTION GUARANTEED**

**BUY IT NOW!**

**Click Here To Order**

PayPal American Express Discover MasterCard VISA

**1973/79  
TRUCK SERIES 100/500**

**LACQUERS AND SYNTHETIC ENAMELS  
EXTERIOR PAINTS - U.S. USAGE**

C O D E	YEAR	NAME	ACRYLIC ENAMEL						ACRYLIC LACQUER	
			PART NUMBER						PART NUMBER	
			PREFIX	BASE	SUFFIX				QT. (32 OZ.)	
1/2 OZ.	QT.	5 OZ.			6 OZ.					
				SPRAY	SPRAY					

**Note:** The exterior spray paints listed below do not utilize a fluorocarbon propellant system.  
● Certification Label

H	79	Dark Brown Metallic	AE60	5477	B	C	H		AR60	5477-C
I	75/78	Bright Medium Blue	AE60	5004	B	C	H			
J	76/	Silver Metallic	AE60	5299	B		H		AR60	5299-C
K	75	Tan (buff)	★	5297						
K	76/78	Bright Red	AE60	5440	B	C	H		AR60	5440-C
K	79	Light Medium Blue	AE60	5608	B	C	H		AR60	5608-C
L	76/77	Chartreuse	★	5497						
L	78	Midnite Jade	AE60	5530	B	C	H		AR60	5530-C
M	73/	White	AE60	1619	B	C	H		AR60	1619-C
N	76/77	Medium Blue Metallic (Econoline)	AE60	5087			H			
N	76/77	Coral (exc. Econoline)	AE60	1730	B	C	H		AR60	1730-C
N	78	Maroon	AE60	3059	B	C	H		AR60	3059-C
N	79	Light Medium Pine	AE60	5610	B	C	H		AR60	5610-C
O	75/77	Dark Green	AE60	5005			H		AR60	5005-C
O	79	Silver Metallic	AE60	5299	B		H		AR60	5299-C
P	73/74	Medium Green Metallic	★	3462						
P	76	Light Blue	AE60	5443	B		H			
P	77/78	Dark Nectarine Metallic	AE60	5506	B	C	H			
P	79	Coral (exc. Econoline)	AE60	1730	B	C	H		AR60	1730-C
Q	73	Light Yellow Green	AE60	5060			C		AR60	5060-C
Q	78	Tangerine	AE60	5459			C	H		
R	73/76	Medium Ginger Metallic (exc. Econoline)	★	5186						
R	77/	Light Jade	AE60	5445	B	C	H			
S	73/	Bright Dark Blue Metallic	AE60	5094	B	C	H		AR60	5094-C
T	73/	Red	AE60	2008	B	C	H		AR60	2008-C
U	73/74	Medium Lime Metallic	AE60	5021			H			
U	75/76	Light Green	AE60	5404	B	C	H			
U	78	Cream	AE60	5406	B	C	H		AR60	5406-C
U	79	Pastel Sand	AE60	5620	B	C	H		AR60	5620-C
V	73	Dark Green	AE60	5005	B		H		AR60	5005-A
V	76	Medium Green Gold (Econoline)	★	5402						
V	76/78	Silver Metallic (exc. Econoline)	AE60	5488	B		H		AR60	5488-C
V	79	Medium Chestnut Metallic	AE60	5144	B	C	H		AR60	5144-C
W	73	Medium Ginger Bronze Metallic (exc. Econoline)	AE60	5071	B		H			
W	75/76	Medium Ivy Bronze Metallic	★	5435						
X	76/78	Tan	AE60	5441	B	C	H		AR60	5441-C
X	79	Chamois Metallic	AE60	5739	B	C	H		AR60	5739-C
Y	73/74	Orange	AE60	5296	B		H			
Y	75	Medium Green Gold	★	5402						
Y	76	Yellow Orange	★	5181						
Y	77/78	Jade Metallic	AE60	5505	B	C	H			
Y	79	Med. Golden Sand Metallic	AE60	5624	B	C	H			
Z	75/77	Copper Metallic	AE60	5035			H			
Z	79	Medium Tan Metallic	AE60	5484	B	C	H		AR60	5484-C

**100% SATISFACTION GUARANTEED**  
**BUY IT NOW!**  
**Click Here To Order**

PayPal American Express Discover MasterCard VISA

1973/79  
TRUCK SERIES 100/500

LACQUERS AND SYNTHETIC ENAMELS  
EXTERIOR PAINTS – CANADIAN USAGE

C O D E	YEAR	NAME	ACRYLIC ENAMEL			ALKYD ENAMEL		ACRYLIC LACQUER		
			PART NUMBER			PART NUMBER		PART NUMBER		
			PREFIX BASE	SUFFIX		QUART (40 OZ.)	QUART (32 OZ.)	SPRAY BOMB (6 OZ.)		
1/2 OZ.	QT.									
●Certification label										
1	79	Maroon Metallic	AE60 5433	B	C	M1J 5433				CD5AZ 19500-A
2	73	Maroon	AE60 3059	B	C			AR60 3059-C		CC8AZ 19500-F
2	74	Pastel Lime				M1J 5023				
2	75/76	Medium Ginger Metallic				M1J 5465				
2	77	Tangerine (Econoline)	AE60 5459		C	M1J 5459				
2	77/78	Med. Copper (Exc. Econo)	AE60 5475	B	C	M1J 5475				
2	79	Sand Metallic	AE60 5738	B	C			AR60 5738-C		CE0AZ 19500-K
3	73	Ivy Bronze Metallic								CD2AZ 19500-M
3	74	Bright Green				M1J 5232				
3	75	Coral	AE60 1730	B	C	M1J 1730		AR60 1730-C		CD9AZ 19500-Q
3	76	Medium Orange (Econoline)				M1J 5183				
3	76/77	Tan (exc. Econoline)	★ 5297			M1J 5297				
4	73	Bright Lime				M1J 5027				
4	74	Medium Lime Yellow				M1J 5177				CD4AZ 19500-E
4	76/77	Tan Metallic (Exc. Econoline)	★ 5298			M1J 5298				CD4AZ 19500-K
4	76	Ginger Bronze Metallic (Econoline)	★ 5436			M1J 5436				
4	79	Light Medium Pine	AE60 5610	B	C			AR60 5610-C		CE0AZ 19500-A
			CAE60 5610		C					
5	73	Grabber Blue				M1J 3657				CD0AZ 19500-Y
5	76	Dark Yellow (Econoline)	★ 5046			M1J 5046				
5	76/77	Bright Yellow (exc. Econoline)	AE60 5080	B	C			AR60 5080-C		CD2AZ 19500-E
5	79	Dark Blue Metallic	AE60 5664	B	C			AR60 5664-C		CE0AZ 19500-C
6	73	Bright Medium Blue	AE60 5004	B	C	M1J 5004				
6	74/75	Bright Red (Viking)	AE60 3560	B	C	M1J 3560		AR60 3560-C		CD1AZ 19500-A
6	76/77	Dark Brown	★ 5064			M1J 5064				
6	78/	Bright Yellow	AE60 5574	B	C			AR60 5574-C		CD9AZ 19500-J
7	73/74	Bright Yellow Gold Metallic (exc. Econoline)	★ 5079			M1J 5079				CD2AZ 19500-L
7	73/74	Medium Blue (Econoline)				M1J 2098				
7	76/77	White	AE60 5418	B	C	M1J 5418		AR60 5418-C		CD5AZ 19500-D
			CAE60 5418		C					
7	78	Light Chamois	AE60 5524	B	C			AR60 5524-C		CD8AZ 19500-D
			CAE60 5524		C					
7	79	Desert Gold Metallic	AE60 5619	B	C					CD9AZ 19500-R
			CAE60 5619		C					
8	73	Yellow	AE60 3341	B		M1J 3341				
8	74	Dark Yellow	★ 5046			M1J 5046				
8	75/76	Dark Yellow Green Metallic	AE60 5233	B						
			CAE60 5233		C					
8	77/78	Light Blue	AE60 5467	B	C					CD7AZ 19500-A
			CAE60 5467		C					
8	79	Medium Blue Metallic	AE60 5618	B	C					CD9AZ 19500-N
			CAE60 5618		C					
A	73/	Black	AE60 1724	B	C	M30J 1724-SE		AR60 1724-C		CC6AZ 19500-A
			CAE60 1724		C					
B	73/75	Light Blue	AE60 3429	B		M1J 3429				CD2AZ 19500-A
B	77/	Dark Jade Metallic	AE60 5328	B	C	M1J 5328		AR60 5328-C		CD5AZ 19500-E
			CAE60 5328		C					
C	73/74	Pure White	AE60 1525	B	C	M30J 1525-SE		AR60 1525-C		
D	73	Bright Blue Metallic (exc. Econoline)				M1J 5210				CD3AZ 19500-E
D	73/74	Light Yellow (Econoline)				M1J 3439				
D	75	Ginger Bronze Metallic	★ 5436			M1J 5436				
			★ 5474			M1J 5474				

**100% SATISFACTION GUARANTEED**

**BUY IT NOW!**

**Click Here To Order**

PayPal American Express Discover MasterCard VISA

**1973/79  
TRUCK SERIES 100/500**

PAINT SECTION 15

**LACQUERS AND SYNTHETIC ENAMELS  
EXTERIOR PAINTS – CANADIAN USAGE**

C O D E	YEAR	NAME	ACRYLIC ENAMEL PART NUMBER		ALKYD ENAMEL PART NUMBER		ACRYLIC LACQUER PART NUMBER	
			PREFIX BASE	SUFFIX		QUART (40 OZ.)	QUART (32 OZ.)	SPRAY BOMB (6 OZ.)
				1/2 OZ.	QT.			
●Certification label								
D	78	Bright Blue Metallic	AE60 5480	B			AR60 5480C	CD7AZ 1950-D
			CAE60 5480		C			
D	79	Medium Vaquero Metallic	AE60 5599	B	C		AR60 5599-C	
			CAE60 5599		C			
E	73/75	Medium Blue Metallic	★ 5087			M1J 5087		CD2AZ 1950-F
E	76	Jade Metallic	★ 5329			M1J 5329		
E	77/78	Nectarine Metallic (Econoline)	AE60 5507	B	C			
E	77	Cream (exc. Econoline)	AE60 5406	B	C		AR60 5406-C	CD6AZ 1950-C
			CAE60 5406		C			
E	79	Maroon	AE60 3059	B	C		AR60 3059-C	CC8AZ 1950-F
F	73/74	Light Green				M1J 5058		
F	75/76	Dark Ginger Metallic	★ 5425			M1J 5425		
F	77	Dark Brown Metallic	AE60 5477	B	C	M1J 5477	AR60 5477-C	
			CAE60 5477		C			
F	78	Dark Brown Metallic (exc. Econoline)	AE60 5477	B	C	M1J 5477	AR60 5477-C	
			CAE60 5477		C			
F	78/	Coral (Econoline)	AE60 1730	B	C	M1J 1730	AR60 1730-C	CD9AZ 1950-Q
G	73/78	Chrome Yellow	AE60 1526	B	C	M30J 1526-SE		
H	73	Med. Green Metallic (exc. Econo.)				M1J 5187		
H	76	Medium Copper	AE60 5475	B	C	M1J 5475		
H	77/78	Dark Brown Metallic (exc. Econoline)	AE60 5282	B	C			
H	78	Dark Brown Metallic (Econoline)	AE60 5477	B	C	M1J 5477	AR60 5477-C	CD6AZ 1950-G
			CAE60 5477		C			
H	79	Dark Brown Metallic	AE60 5477	B	C	M1J 5477	AR60 5477-C	CD6AZ 1950-G
			CAE60 5477		C			
I	75/78	Bright Medium Blue	AE60 5004	B	C	M1J 5004		
J	76/	Silver Metallic	AE60 5299	B		M1J 5299	AR60 5299-C	CD3AZ 1950-H
K	73/74	Medium Ivy Gold				M1J 3150		
K	75	Tan (Buff)	★ 5297			M1J 5297		
K	76/78	Bright Red	AE60 5440	B	C	M1J 5440	AR60 5440-C	CD6AZ 1950-A
			CAE60 5440		C			
K	79	Light Medium Blue	AE60 5608	B	C		AR60 5608-C	CD9AZ 1950-B
			CAE60 5608		C			
L	76/77	Chartreuse	★ 5497			M1J 5497		
L	78	Midnite Jade	AE60 5530	B	C		AR60 5530-C	
M	73/	White	AE60 1619	B	C	M1J 1619	AR60 1619-C	CC6AZ 1950-B
			CAE60 1619		C			
N	73	Platinum				M30J 921-SE		CC8AZ 1950-A
N	74	Bright Green Metallic				M1J 5396		
N	76/77	Medium Blue Metallic (Econoline)	★ 5087			M1J 5087		CD2AZ 1950-F
N	76/77	Coral (exc. Econoline)	AE60 1730	B	C	M1J 1730	AR60 1730-C	CD9AZ 1950-Q
N	78	Maroon	AE60 3059	B	C		AR60 3059-C	CC8AZ 1950-F
N	79	Light Medium Pine	AE60 5610	B	C		AR60 5610-C	CE0AZ 1950-A
			CAE60 5610		C			
O	75/77	Dark Green	★ 5005				AR60 5005-C	
O	79	Silver Metallic	AE60 5299	B		M1J 5299	AR60 5299-C	CD3AZ 1950-H
P	73/74	Medium Green Metallic	★ 3462			M1J 3462		CD1AZ 1950-E
P	75	Light Gold				M1J 5338		
P	76	Light Blue	AE60 5443	B		M1J 5443		CD6AZ 1950-B
P	77/78	Dark Nectarine Metallic	AE60 5506	B	C			
P	79	Coral (exc. Econo.)	AE60 1730	B	C	M1J 1730	AR60 1730-C	CD9AZ 1950-Q



**BUY IT NOW!**

**Click Here To Order**



COPYRIGHT © 1980—

FORD MOTOR  
COMPANY

—DEARBORN, MICHIGAN

CHANGE 1

1973/79  
TRUCK SERIES 100/500

LACQUERS AND SYNTHETIC ENAMELS  
EXTERIOR PAINTS – CANADIAN USAGE

C O D E	YEAR	NAME	ACRYLIC ENAMEL PART NUMBER			ALKYD ENAMEL PART NUMBER		ACRYLIC LACQUER PART NUMBER		
			PREFIX BASE	SUFFIX		QUART (40 OZ.)	QUART (32 OZ.)	SPRAY BOMB (6 OZ.)		
				1/2 OZ.	QT.					
●Certification label										
Q	73	Light Yellow Green	AE60	5060		C	M1J	5060	AR60	5060-C
Q	78	Tangerine	AE60	5459		C				
R	73/76	Medium Ginger Metallic (exc. Econoline)	★	5186			M1J	5186		
R	77/	Light Jade	AE60	5445	B	C	M1J	5445		CD9AZ 19500-M
S	73/	Bright Dark Blue Metallic	AE60	5094	B	C	M1J	5094	AR60	5094-C
			CAE60	5094		C				CD3AZ 19500-L
T	73/	Red	AE60	2008	B	C	M1J	2008	AR60	2008-C
			CAE60	2008		C				CC6AZ 19500-C
U	73/74	Medium Lime Metallic					M1J	5021		CD2AZ 19500-B
U	75/76	Light Green	AE60	5404	B	C	M1J	5404		CD5AZ 19500-C
			CAE60	5404		C				
U	78	Cream	AE60	5406	B	C			AR60	5406-C
U	79	Pastel Sand	AE60	5620	B	C			AR60	5620-C
			CAE60	5620		C				CD9AZ 19500-L
V	73	Dark Green	AE60	5005	B		M1J	5005	AR60	5005-C
V	74	Medium Beige					M1J	5251		
V	76	Medium Green Gold (Econoline)	★	5402			M1J	5402		
V	76/78	Silver Metallic (exc. Econoline)	AE60	5488	B		M1J	5488	AR60	5488-C
V	79	Med. Chestnut Met.	AE60	5144	B	C	M1J	5144	AR60	5144-C
W	73	Medium Ginger Bronze Metallic (exc. Econoline)	AE60	5071	B		M1J	5071		CD3AZ 19500-C
										CD2AZ 19500-K
W	73/74	Light Ginger Metallic (Econoline)					M1J	3516		
W	75/76	Medium Ivy Bronze Metallic	★	5435			M1J	5435		
X	73	Light Goldenrod					M1J	3565		CD1AZ 19500-L
X	73	Light Grabber Blue					M1J	5226		CD4AZ 19500-B
X	76/78	Tan	AE60	5441	B	C	M1J	5441	AR60	5441-C
			CAE60	5441		C				CD6AZ 19500-D
X	79	Chamois Metallic	AE60	5739	B	C			AR60	5739-C
Y	73/74	Orange	AE60	5296	B		M1J	5296		CE0AZ 19500-L
Y	75	Medium Green Gold	★	5402			M1J	5402		CD3AZ 19500-K
Y	76	Yellow Orange	★	5181			M1J	5181		
Y	77/78	Jade Metallic	AE60	5505	B	C				
Y	79	Med. Golden Sand Met.	AE60	5624	B	C				CD9AZ 19500-P
			CAE60	5624		C				
Z	75/77	Copper Metallic	★	5035						
Z	79	Med. Tan Metallic	AE60	5484	B	C			AR60	5484-C
			CAE60	5484		C				

**100% SATISFACTION GUARANTEED**

**BUY IT NOW!**

**Click Here To Order**

PayPal American Express Discover MasterCard VISA

1973/79  
TRUCK SERIES 100/500

**APPEARANCE and MAINTENANCE MATERIALS**

U.S. USAGE

PART NUMBER	DESCRIPTION	PART NUMBER	DESCRIPTION
Note: The aerosol products listed below do not utilize a fluorocarbon propellant system.			
<b>PAINTS and REFINISHING MATERIALS</b>		<b>CLEANERS, WAXES and POLISHES — Cont'd</b>	
AR60 1724-GC	Paint (flat black) -- 1 qt.	B8A 19523-B	Cleaner (multi-purpose) concentrate -- for --vinyl and leather trim --white sidewall tires --vinyl and convertible tops --automobile rugs and upholstery --automobile exteriors -- (6) 1 gal. plastic bottles
D7AZ 19000-A	Paint (argent lacquer)-- 13 oz. aerosol spray can	B8A 19523-C	Cleaner (multi-purpose) concentrate -- for --vinyl and leather trim --white sidewall tires --vinyl and convertible tops --automobile rugs and upholstery --automobile exteriors -- 55 gal. drum
★C3AZ 19B542-A	Putty (dark gray) -- 1 lb. tube-NR(5/79)	C9AZ 19523-A	Wash and wax concentrate -- (4) 1 gal. plastic containers
D6AZ 19B542-A	Putty (red) -- 1 lb. tube-lacquer spot type	D6AZ 19523-A	Wash and wax concentrate -- (12) 16 oz plastic containers
D2AZ 19B542-A	Cream hardener for polyfiller--use with D2AZ 19A547-A kit--polyfiller body repair--1 oz. supplemental supply -- (12) 1 oz. tubes	C0AZ 19526-A	Triple clean--for leather and vinyl trim --white sidewall tires --vinyl and convertible tops --not for use on cloth fabrics -- (12) 12 oz. bottles w/brush
D2AZ 19B542-B	Fiberglass repair kit (cosmetic)	E0AZ 19526-A	Triple clean--for leather and vinyl trim --white sidewall tires --vinyl and convertible tops --not for use on cloth fabrics -- (12) 16 oz. bottles w/brush
D2AZ 19A547-A	Polyfiller body repair kit (3 lb.)-- consists of (1) 3 lb. container polyfiller (1) D2AZ 19B542-A cream hardener-- 1 oz. tube -- (12) kits	D8AZ 19526-A	Spot lifter--automotive fabric -- (12) 6.5 oz. aerosol cans w/plastic bristle brush top
D2AZ 19A547-B	Polyfiller body repair kit (12 lb.)-- consists of (1) 12 lb. container polyfiller (1) 4 oz. tube cream hardener -- (4) kits	B7A 19530-A	Silicone auto polish -- (12) 16 oz. cans
C5AZ 19E548-A	Tinting assortment -- (12) 1 pt. cans of acrylic enamel repair tinting colors	B7A 19530-B	Custom silicone gloss (new car prep.) -- (2) 1 gal. cans
C7AZ 19E548-A	Tinting assortment -- (12) 1 pt. cans of acrylic lacquer--tinting colors	B4A 19534-A	Custom auto wax -- (12) 8 oz. cans
C9AZ 19627-A	Tape (automotive masking)--3/4" wide -- (48) 60 yd. rolls	B8A 19534-A	Custom auto wax -- (6) 1 lb. cans
C9AZ 19627-C	Tape (automotive masking)--2" wide -- (24) 60 yd. rolls	D8AZ 19534-A	Cream wax--less applicator -- (12) 12 oz. cans
<b>CLEANERS, WAXES and POLISHES</b>		<b>CLEAR VISION AIDS</b>	
B7A 19520-A	Tar and road oil remover -- (12) 1 pt. cans	D8AZ 19C507-A	Glass cleaner -- (12) 20 oz. aerosol cans
B7A 19521-A	Spot remover (chlorothene cleaner) -- (12) 1 pt. cans	C9AZ 19550-A	Ford ultra clear windshield washer solution -- (12) 16 oz. cans
D4AZ 19521-A	Cleaner (leather and vinyl) -- (6) 12 oz. plastic bottles with brush	C9AZ 19550-B	Ford ultra clear windshield washer solution -- (12) 32 oz. cans
D4AZ 19521-B	Cleaner (leather and vinyl) -- 1 gal. plastic bottle	<b>COOLING SYSTEM AIDS</b>	
E0AZ 19521-A	Cleaner (leather and vinyl) -- (6) 16 oz. plastic bottles	D6AZ 19A503-A	Cooling system fast flush (non acid) -- (12) 12 oz. cans
8A 19522	Bright metal cleaner -- (12) 1 pt. cans	8A 19546-C	Radiator rust inhibitor and water pump lubricant -- (12) 1 pt. cans
B8A 19523-A	Cleaner (multi-purpose) concentrate -- for --vinyl and leather trim --white sidewall tires --vinyl and convertible tops --automobile rugs and upholstery --automobile exteriors -- (6) 1 qt. plastic bottles		



**BUY IT NOW!**

**Click Here To Order**



COPYRIGHT © 1980--

FORD MOTOR  
COMPANY

--DEARBORN, MICHIGAN

CHANGE 1

1973/79  
TRUCK SERIES 100/500

**APPEARANCE and MAINTENANCE MATERIALS**

U.S. USAGE

PART NUMBER	DESCRIPTION	PART NUMBER	DESCRIPTION
Note: The aerosol products listed below do not utilize a fluorocarbon propellant system.			
<b>COOLING SYSTEM AIDS — Cont'd</b>		<b>MOTOR OILS and LUBRICANTS — Cont'd</b>	
8A 19549-A	Ford Cooling System Fluid (permanent anti-freeze) -- (6) 1 gal. cans	♦ Premium motor oil grade ♦ Super premium motor oil grade	
C2AZ 19549-C	Ford Cooling System Fluid (permanent anti-freeze) -- 55 gal. drum	E0AZ 19580-C	Hypoid gear lubricant--for Ford design rear axles only -- 120 lb. keg
C9AZ 19558-A	Protector pellets (cooling system) -- carton of (24) cards--2 pellets per card	D3AZ 19580-A	Hypoid gear lubricant--for limited slip axle -- (12) 1 qt.--plastic container w/spout
D9AZ 19558-A *RA-1	Protector pellets (cooling system) -- (2) Pellets per card--(24) cards per carton	D2AZ 19581-A	Speedometer cable lubricant -- 1 lb. can
D6AZ 19558-PAK	Protector pellets (cooling system) -- (2) cartons of (48) cards--2 pellets per card, (1) fender cover	C1AZ 19582-A	Automatic Trans. Fluid--Type "F"--for C3 and FMX A/T only -- Power Steering fluid--for Ford CII P/S pump only -- (24) 1 qt. cans (red)
D9AZ 19558-PAK *RA-1000	Protector pellets (cooling system) -- (2) cartons of (48) cards--(2) pellets per card, (1) fender cover	C1AZ 19582-C	Automatic Trans. Fluid--Type "F" for C3 and FMX A/T only -- Power Steering fluid--for Ford CII P/S pump only -- (6) 1 gal. cans (red)
<b>MOTOR OILS and LUBRICANTS</b> ♦ Premium motor oil grade ♦ Super premium motor oil grade		C1AZ 19582-D	Automatic Trans. Fluid--Type "F"--for C3 and FMX A/T only -- Power Steering fluid--for Ford CII P/S pump only -- 55 gal. drum (red)
C6AZ 19542-A	Brake and hydraulic clutch fluid (extra heavy duty)--for vehicles w/disc or drum brakes -- (24) 16 oz. cans	D7AZ 19582-A	Automatic Trans. Fluid--type "CJ"--for C4 and C6 A/T only -- (24) 1 qt. cans (red)
C6AZ 19542-B	Brake and hydraulic clutch fluid (extra heavy duty)--for vehicles w/disc or drum brakes -- (12) 1 qt. cans	D7AZ 19582-B	Automatic Trans. Fluid--type "CJ"--for C4 and C6 A/T only -- 55 gal. drum (red)
C8AZ 19B546-A	Additive friction modifier--hypoid gear -- 4 oz. plastic bottle (for F100/350, P350/400, E300 trucks w/front driving axles and rear axles w/Dana power lock	CD3AZ 19582-A	Power steering fluid--low temperature (for F100/250 4 x 4 with Garrison power steering system) -- 1 Imperial Qt.
D8DZ 19C547-A	Lubricant (for std. 3 speed trans.) -- 5 gal. pail	D6AZ 19582-A	Power steering fluid--Blue (exc. with Ford CII P/S pump) -- (24) 1 qt. cans
COAZ 19553-A	Silicone lubricant (jell type) -- 8 oz. tube	D9AZ 19583-A	Rubber lubricant (triple purpose) -- (4) 1 gal. containers--use to mount and demount tires, remove rubber squeaks and clean rubber parts
D7AZ 19553-A	Silicone lubricant -- 15 oz. aerosol Spray can	D7AZ 19584-A	Grease (polyethylene) -- 15 oz. spray can
C3AZ 19578-A	Steering gear lubricant (life time) -- (4) 14 1/2 oz. cartridges	D0AZ 19584-A	Grease (polyethylene) -- 4 oz. aluminum tube w/plastic cut off spout
B7A 19579-C	Crankcase conditioner and rust inhibitor -- (12) 16 oz. cans	C1AZ 19590-B	Lubricant (multi-purpose long life) -- (4) 14 1/2 oz. cartridges
D2AZ 19579-A	Oil conditioner -- (12) 16 oz. cans	C1AZ 19590-C	Lubricant (multi-purpose long life) -- 120 lb. keg
D9AZ 19579-C	Oil conditioner -- (12) 16 fl. oz. cans	C1AZ 19590-D	Lubricant (multi-purpose long life) -- 25 lb. pail
D3AZ 19579-A	♦ Motor oil--10W--20W--30 -- 1 qt. can	C1AZ 19590-E	Lubricant (multi-purpose long life) -- (4) 5 lb. pails
D3AZ 19579-K	♦ Motor oil--10W--40 -- 1 qt. can	D4AZ 19590-A	Lubricant (steering linkage) -- (4) 14 1/2 oz. cartridges
D3AZ 19579-M	♦ Motor oil--10W--40 -- 55 gal. drum	D2AZ 19590-A	Lubricant (teflon grease)--for E100/300, F100/350 trucks w/two piece driveline--for driveshaft yokes -- 1 lb. can
D3AZ 19579-G	♦ Motor oil--20W--40 -- 1 qt. can	<b>SEALERS and ADHESIVES</b>	
D3AZ 19579-J	♦ Motor oil--20W--40 -- 55 gal. drum	D7AZ 19B508-A	Contact adhesive (gasket and seal) -- 16 oz. can w/brush
C2AZ 19580-F	Hypoid gear lubricant (rear axle) -- 120 lb. keg (S.A.E. 90)	C2AZ 19C525-A	Trim cement (vinyl adhesive) -- 1 pt. can
C6AZ 19580-B	Hypoid gear lubricant--for front and rear Dana axles -- 5 gal. can	C2RZ 19C548-A	Automatic transmission and power steering sealer -- (6) 8 oz. cans
C6AZ 19580-D	Hypoid gear lubricant--for front and rear Dana axles -- 120 lb. keg	8A 19552-B	Rubber cement -- (12) 5 oz. tubes (black)
C6AZ 19580-E	Hypoid gear lubricant--for front and rear Dana axles -- 1 gal. can		
E0AZ 19580-A	Hypoid gear lubricant--for Ford design rear axles only -- (12) 1 qt. plastic containers with spouts		
E0AZ 19580-B	Hypoid gear lubricant--for Ford design rear axles only -- (6) 1 gal. containers		



**BUY IT NOW!**

**Click Here To Order**



APPEARANCE and MAINTENANCE MATERIALS

U.S. USAGE

PART NUMBER	DESCRIPTION	PART NUMBER	DESCRIPTION
<b>Note:</b> The aerosol products listed below do not utilize a fluorocarbon propellant system.			
<b>SEALERS and ADHESIVES — Cont'd</b>		<b>SPECIAL PRODUCTS — Cont'd</b>	
C0AZ 19552-A	Weatherstrip adhesive -- (12) 5 fl. oz. tubes (light colored)	D8AZ 19A501-A	Automatic choke cleaner--used to clean--free auto. choke, carb. linkage and manifold heat controls -- (12) 14 oz. aerosol cans w/snorkel
B5A 19554-A	Perfect seal sealing compound--carton of (12) 4 oz. cans	D0AZ 19515-A	Undercoating--airless spray -- 16 gal. drum
C6AZ 19554-A	Metallic plastic (to repair cyl. front cover and cyl. block intake manifold) -- (1) can--metallic resin, (1) jar--hardening agent	D0AZ 19515-B	Undercoating--airless spray -- 55 gal. drum
D7AZ 19554-B	Perfect seal sealing compound -- (12) 13.2 oz. aerosol can	D7AZ 19515-A	Super Seal Anti--Corrosion Compound--(Sprayable) -- 16 gal.
C9AZ 19554-B	Sealer (liquid butyl)--black--for sealing butyl installed windshield and backlite -- 1 pt. can	D8AZ 19515-A	Super Seal Anti--Corrosion Compound -- 16 oz. aerosol spray can
D7AZ 19554-A	Loctite minute bond adhesive kit 312--consists of -- (1) 50 cc adhesive and (1) 6 oz. aerosol can accelerator	D9AZ 19515-A	Vinyl coat -- abrasion resistant -- (6) 1 qt. cans
D9AZ 19554-B	Loctite minute band adhesive kit 312--req'd. to attach rear mirror brkt. -- consists of 20 one shot pkgs. of .01 fl. oz. (2.957 ml.) adhesive-- .02 fl. oz. (5.914 ml.) accelerator	D3AZ 19517-B	Pad--buffing and polishing -- carton of (12)
D0AZ 19554-C	Sealer tape (tetrafluoroethylene)--used on bolt and studthreads to provide a positive liquid seal -- 1/2" x 288"	B7A 19517-B	Dusting cloth (wax treated) -- carton of (100)
D7AZ 19554-C	Adhesive 414 kit--used for repair of loose vinyl inserts to body side mouldings--consists of (5) .33 fl. oz. bottles of 414 adhesive and (1) 4 oz. aerosol can of accelerator	D3AZ 19517-A	Dusting cloth (wax treated) -- plastic bag container
D5AZ 19554-A	Sealant (loctite)--thread locker -- 1.69 fl. oz.	E0AZ 19517-A	Dusting cloth (wax treated)--bulk roll -- 23" wide--19 1/2 yards long
E0AZ 19554-A	Sealant (loctite) thread locker -- (10) .20 fl. oz. (6 ml.) tubes	D4AZ 19B519-A	Refrigerant (air conditioner) -- 14 oz. can
D8AZ 19554-A	Sealant pipe (with teflon) 1.69 fl. oz. tube	*YN-1-A	
D6AZ 19560-A	Caulking cord -- (8) 80 ft. rolls--3/16" dia.	D2AZ 19523-A	Hand cleaner--waterless -- (12) 14 oz. cans
D6AZ 19562-A	Sealer and filler (silicone rubber) --clear -- 3 fl. oz. tube	D2AZ 19523-B	Hand cleaner--waterless -- (2) 5 lb. cans
D6AZ 19562-B	Sealer and filler (silicone rubber) --black -- 3 fl. oz. tube	D5AZ 19523-PAK	Hand cleaner--waterless -- (5) 5 lb. cans--includes dispenser
D3AZ 19562-A	Windshield glass seal kit 5/16" round (176") includes glass primer	C8AZ 19C544-B	Gas line anti--freeze -- (24) 12 oz. cans
D9AZ 19562-A	Butyl tape kit -- "I" beam section (233)--for windshield replacement on 1979 vehicles prior to being licensed by dealers	C9AZ 19C544-A	Engine starting fluid -- (12) 8.3 oz. aerosol can
D9AZ 19562-B	Windshield glass seal kit--5/16" round section (233)--incl. glass primer	D8AZ 19562-A	Compound--heated backlite grid repair -- .12 oz. bottle
<b>SPECIAL PRODUCTS</b>			
* BB 16	Electrolyte (acid)--battery fluid -- 1.5 gal. container	C9AZ 19577-B	Refrigerant compressor oil--used w/York or Tecumseh compressor -- 1 qt. can
D7AZ 19A331-A	Silicone Dielectric Compound -- for distributor rotor tip and Duraspark ignition cables -- 3 oz. tube	*YN-2	
*WA-10		D1VY 19577-B	Refrigerant compressor oil--used with Frigidaire compressor--1 qt. can
C0AZ 19A501-A	Rust penetrant and inhibitor -- (6) 8 oz. cans	*YN-4	
D7AZ 19A501-A	Rust penetrant and inhibitor -- (6) 12 oz. aerosol can	B7AZ 19579-A	Carburetor and combustion chamber cleaner -- (12) 24 oz. cans
		D8AZ 19579-A	Carburetor and combustion chamber cleaner--for gasoline engines only -- (12) 18.5 oz. aerosol cans
		D9AZ 19579-A	Carburetor and combustion chamber cleaner--for gasoline engines only -- (12) 18 oz. aerosol cans
		D9AZ 19579-B	Carburetor and combustion chamber cleaner--for gasoline engines only -- (12) 16 oz. cans
		B4A 19587-A	Lock lubricant -- (12) 4 oz. cans
		D8AZ 19587-A	Lock lubricant -- (12) 3.5 oz. aerosol cans w/snorkel
		C6AZ 19627-A	Tape (vinyl foam)--1/8" x 7/8" -- 50 ft. roll--used to shim weatherstrip roof rails and doors
		D4AZ 19627-A	Tape (air conditioner insulation)-- 1/8" x 2" x 15 ft.
		*YZ-1	



**BUY IT NOW!**

Click Here To Order



COPYRIGHT © 1980--

FORD MOTOR

--DEARBORN, MICHIGAN

COMPANY

CHANGE 1

1973/79  
TRUCK SERIES 100/500

APPEARANCE and MAINTENANCE MATERIALS

U.S. USAGE

PART NUMBER	DESCRIPTION	PART NUMBER	DESCRIPTION
<b>Note:</b> The aerosol products listed below do not utilize a fluorocarbon propellant system.			
<b>SPECIAL PRODUCTS — Cont'd</b>		<b>SPECIAL PRODUCTS — Cont'd</b>	
D6AZ 19627-A	Tape (pressure sensitive)-black waterproof 3" wide -- 60 yd. roll	C8AZ 19628-H *WA-8	Tape (elec. insulating)-black (individual skin pkg.)-3/4" -- 66 ft. roll
C8AZ 19628-D *WA-4	Tape (elec. insulating)-black (display pkg.)-3/4" -- 20 ft. roll	E0AZ 19628-A	Tape (electrical repair)-flame retardant-automotive use only-3/4" wide-100 ft. long -- 12 roll skin pkg.
C8AZ 19628-F *WA-6	Tape (elec. insulating)-black (individual metal can)-3/4" -- 66 ft. roll	E0AZ 19628-B	Tape (electrical repair)-flame retardant-automotive use only-3/4" wide-100 ft. long -- 12 can pkg.
C8AZ 19628-G *WA-7	Tape (elec. insulating)-black (individual skin pkg.)-3/4" -- 20 ft. roll		

APPEARANCE and MAINTENANCE MATERIALS

CANADIAN USAGE

PART NUMBER	DESCRIPTION	PART NUMBER	DESCRIPTION
<b>PAINTS and REFINISHING MATERIALS</b>		<b>CLEANERS, WAXES and POLISHES — Cont'd</b>	
AR60 1724-GC	Paint (flat black) -- 1 qt. (U.S.)	B8A 19523-A	Cleaner (multi-purpose) concentrate -- for --vinyl and leather trim --white sidewall tires --vinyl and convertible tops --automobile rugs and upholstery --automobile exteriors -- (6) 32 oz. plastic bottles
D7AZ 19000-A	Paint (argent lacquer) -- 13 oz. aerosol spray can	CC1CZ 19523-A	White wall cleaner -- 16 oz. bottle
CD2AZ 19500-AB	Engine enamel-corporate blue -- 16 oz. spray bomb	* CXC 19	White wall cleaner -- (12) 500 ml. bottles
CD2AZ 19500-AH	Engine enamel-black gloss -- 16 oz. spray bomb	C9AZ 19523-A	Wash and wax concentrate -- (4) 1 gal. plastic containers (U.S.)
CD2AZ 19500-AJ	Engine enamel-chassis black (dull) -- 16 oz. spray bomb	D6AZ 19523-A	Wash and wax concentrate -- (12) 16 oz. plastic containers
* C3AZ 19B542-A	Putty (dark gray) -- 1 lb. tube-NR(5/79)	CAJ 19524-A	Car wash -- 5 gal. pail
D6AZ 19B542-A	Putty (red) -- 1 lb. tube-lacquer spot type	* CXC 20	Car wash -- 20 litre pail
D2AZ 19B542-A	Cream hardener for polyfiller-use w/ D2AZ 19A547-A kit-polyfiller body repair-1 oz. supplemental supply -- (12) 1 oz. tubes	C8A 19524-B	Car wash -- 1 gal. jug
D2AZ 19A547-A	Polyfiller body repair kit (3 lb.)-consists of (1) 3 lb. container polyfiller (1) D2AZ 19B542-A cream hardener polyfiller 1 oz. tube -- (12) kits	* CXC 21	Car wash -- 4 litre jug
D2AZ 19A547-B	Polyfiller body repair kit (12 lb.)-consists of (1) 12 lb. container polyfiller (1) 4 oz. tube cream hardener -- (4) kits	CB9CZ 19525-A	Upholstery cleaner (spray on) -- 1 gal. can
C5AZ 19E548-A	Tinting assort. -- (12) 16 oz. cans of acrylic enamel repair tinting colors	CC0AZ 19525-B	Upholstery cleaner (spray on) -- 5 gal. can
<b>CLEANERS, WAXES and POLISHES</b>		COAZ 19526-A	Triple clean-for leather and vinyl trim --white sidewall tires --vinyl and convertible tops --not for use on cloth fabrics -- (12) 12 oz. bottles w/brush
CB9CZ 19514-C	Chrome rust remover -- 24 oz. jar	E0AZ 19526-A	Triple clean-for leather and vinyl trim -- --white sidewall tires --vinyl and convertible tops --not for use on cloth fabrics -- (12) 16 oz. (473.12 ml.) bottles w/brush
* CXC 12	Tar and road oil remover -- (12) 500 ml. cans	D8AZ 19526-A	Spot lifter-automotive fabric -- (12) 6.5 oz. aerosol cans w/plastic bristle brush top
D4AZ 19521-A	Cleaner (leather and vinyl) -- (6) 12 oz. plastic bottle with brush	B7A 19530-B	Custom silicone gloss (new car prep.) -- (2) 1 gal. cans (U.S.)
CD7AZ 19521-A	Cleaner (leather and vinyl) -- 32 oz. plastic bottle	CBAC 19530-A	Lincoln body polish -- 16 oz.
* CXC 68	Fabric cleaner-spotless -- 4 litre can	* CXC 27	Lincoln body polish -- (12) 500 ml. cans
* CXC 13	Cleaner (leather and vinyl) -- (12) 500 ml. bottles	CC5AZ 19530-A	Polish-buffer (reconditioning polish) -- 1 gal. can
8A 19522	Bright metal cleaner -- (12) 1 pt. cans	CC9AZ 19530-B	Cleaner and polisher -- 1 gal.
CAF 19522-A	Chrome cleaner -- 8 oz. can	B8A 19534-A	Custom auto wax -- (6) 1 lb. cans
* CXC 14	Chrome cleaner -- (12) 500 ml. cans	D8AZ 19534-A	Cream wax-less applicator -- (12) 12 oz. (U.S.) cans
CAF 19523-C	White wall cleaner -- 1 gal. jug		



**BUY IT NOW!**

Click Here To Order



**1973/79  
TRUCK SERIES 100/500**

PAINT SECTION 21

**APPEARANCE and MAINTENANCE MATERIALS**

CANADIAN USAGE

PART NUMBER	DESCRIPTION	PART NUMBER	DESCRIPTION
<b>CLEAR VISION AIDS</b>		<b>MOTOR OILS and LUBRICANTS — Cont'd</b>	
D8AZ 19C507-A	Glass cleaner -- (12) 20 oz. aerosol cans	C3AZ 19578-A	Steering gear lubricant (lifetime) -- (4) 14 1/2 oz. cartridge
CB8A 19550-B	Glass cleaner -- 16 oz. bottle	CB8A 19579-A	Heat rust solvent -- 8 oz. can
*CXC 34	Glass cleaner -- (12) 500 ml. bottles	MGCA 19579-B	Fuel system cleaner -- 6 oz. can
CB9CZ 19550-A	Windshield washer anti-freeze -- 16 oz. bottle	*CXC 54	Fuel system cleaner -- (12) 250 ml. cans
CC5AZ 19550-A	Windshield washer anti-freeze -- 1 gal. jug	D2AZ 19579-A	Oil conditioner -- (12) 16 oz. cans
*CXC 35	Windshield washer anti-freeze -- (4) 4 litre jugs	CB9AZ 19579-C	Engine purge -- 40 oz. can
CC5AZ 19550-B	Windshield washer anti-freeze -- 5 gal. pail	*CXC 55	Engine purge -- (12) 1 litre cans
*CXC 36	Windshield washer anti-freeze -- 20 litre pail	*CXC 56	Break-in lubricant -- (12) 500 ml. cans
CC9AZ 19550-A	Windshield washer anti-freeze (pre-mixed) -- 1 gal. container	CC4AZ 19579-A	Engine oil conditioner -- 40 oz. can
<b>COOLING SYSTEM AIDS</b>		*CXC 57	Engine oil conditioner -- (12) 1 litre cans
CBN 18442-A	Radiator cleaner -- 16 oz. can	CC4AZ 19579-B	"V-11" viscosity index improver -- 16 oz. tin
*CXC 10	Radiator cleaner -- (12) 500 ml. cans	*CXC 58	"V-11" Viscosity index improver -- (12) 500 ml. cans
D6AZ 19A503-A	Cooling system fast flush (non acid) -- (12) 12 oz. cans	*CX0 1-L	Motor oil-5W30-Premium -- (24) 1 litre cans
*CXC 33	Radiator rust inhibitor and water pump lubricant -- (12) 500 ml. cans	*CX0 2-L	Motor oil-10W30-Premium -- (24) 1 litre cans
D2AZ 19549-A	Permanent anti-freeze and coolant -- 1 qt. can (U.S.)	*CX0 3-L	Motor oil-20W40-Premium -- (24) 1 litre cans
*CXC 8	Permanent anti-freeze and coolant -- (4) 4 litre containers	*CX0 4-L	Motor oil-10W40-Super Premium -- (24) 1 litre cans
*CXC 9	Permanent anti-freeze and coolant -- (1) 205 litre container	*CX0 5-L	Motor oil-10W30-Premium -- 205 litre drum
C000 19558-A	Bar's Leak (cooling system protector) -- 6 oz. jar	*CX0 6	Motor oil-10W40-Super Premium -- 205 litre drum
*CXC 43	Bar's leak -- (12) 150 g. cans	*CX0 7-L	Motor oil-30 W-Single Grade Premium -- (24) 1 litre cans
C000 19558-B	Bar's Leak (cooling system protector) -- 15 oz. bottle	*CX0 8-L	Motor oil-30 W-Single Grade Premium -- 205 litre drum
D9AZ 19558-A	Protector pellets (cooling system) -- 2 pellets per card-24 cards per carton	*CX0 9-L	Motor oil-10W30-Super Premium -- 1 gal. bulk
D9AZ 19558-PAK	Protector pellets (cooling system) -- (2) cartons of (48)cards-(2) pellets per card, (1) fender cover	*CX0 10-L	Motor oil-10W40-Super Premium -- 1 gal. bulk
<b>MOTOR OILS and LUBRICANTS</b>		*CX0 11-L	Motor oil-SAE30W-Single grade -- 1 gal. bulk
CC6AZ 19542-A	Brake and hydraulic clutch fluid (extra heavy duty)-for vehicles w/disc or drum brakes -- (24) 16 oz. cans-455 ml	*CX0 12-L	Motor oil-SAE10-Single grade -- 1 gal. bulk
CC6AZ 19542-B	Brake and hydraulic clutch fluid (extra heavy duty)-for vehicles w/disc or drum brakes -- (12) 32 oz. cans-909 ml	CC2AZ 19580-AL	Hypoid gear lubricant (temp. range-above minus 25° F.) -- 4 liter
C8AZ 19B546-A	Additive friction modifier-hypoid gear -- 4 oz. plastic bottle (for F100/350, P350/400, E300 trucks w/front driving axles and rear axles w/Dana power lock	C6AZ 19580-B	Hypoid gear lubricant-for front and rear Dana axles -- 5 gal. (U.S.) can
D8DZ 19C547-A	Lubricant (for std. 3 speed trans.) -- 5 gal. (U.S.) pail	D3AZ 19580-A	Hypoid gear lubricant-for limited slip axle -- (12) 32 oz.-plastic containers w/ spout
CC0CZ 19553-B	Silicone lubricant spray -- 6 oz. can	C6AZ 19580-E	Hypoid gear lubricant-for front and rear Dana axles -- 1 gal. (U.S.) can
D7AZ 19553-A	Silicone lubricant -- 15 oz. aerosol Spray can	C6AZ 19580-D	Hypoid gear lubricant-for front and rear Dana axles -- 120 lb. keg
C5AZ 19577-A	Fluid-speed control device -- 1.55 oz. container	D2AZ 19581-A	Speedometer cable lubricant -- 1 lb. can
		*CXT 1-L	Automatic Trans. Fluid-Type "F"-for C3 and FMX A/T only -- Power steering fluid-for Ford CII P/S pump only -- (24) 1 litre cans
		*CXT 5-L	Automatic Trans. Fluid-Dexron ® II-for C4 and C6 automatic trans. -- (24) 1 litre cans
		*CXT 3-L	Automatic Trans. Fluid-Type "F"-for C3 and FMX A/T only -- Power steering fluid-for Ford CII P/S pump only -- 205 litre drum
		*CXT 6-L	Automatic Trans. Fluid-Dexron ® II-for C4 and C6 Automatic Trans. -- 205 litre drum

COPYRIGHT © 1980—

FORD MOTOR  
COMPANY

—DEARBORN, MICHIGAN

CHANGE 1



**BUY IT NOW!**

**Click Here To Order**



1973/79  
TRUCK SERIES 100/500

**APPEARANCE and MAINTENANCE MATERIALS**

CANADIAN USAGE

PART NUMBER	DESCRIPTION	PART NUMBER	DESCRIPTION
<b>MOTOR OILS and LUBRICANTS — Cont'd</b>		<b>SEALERS and ADHESIVES — Cont'd</b>	
CD3AZ 19582-A	Power steering fluid - low temperature (for F100/250 4 x 4 with Garrison power steering system) -- 1 Imperial Qt.	*CXC 3	Adhesive 414 kit--used for repair of loose vinyl inserts to body side mouldings--consists of (5) 9.76 CC bottles of 414 adhesive and (1) 113.4 CC aerosol can of accelerator
CD6AZ 19582-A	Power steering fluid - blue (exc. with Ford CII P/S pump) -- (24) 1 qt. cans	*CXC 5	Sealant-pipe (with teflon) -- 50 ml. tube
D9AZ 19583-A	Rubber lubricant (triple purpose) -- (4) 1 gal. containers--use to mount and demount tires, remove rubber squeaks and clean rubber parts	AB 19560-A	Caulking cord -- (6) 80 ft. rolls--3/16" dia.
D7AZ 19584-A	Grease (polyethylene) -- 15 oz. spray can	CC5AZ 19562-B	Windshield and backlite tape sealer kit--consists of -- 168" x 3/8" x 3/8" special tape for use on vehicles using butyl tape type installation on windshield and backlite glass
D0AZ 19584-A	Grease (polyethylene) -- 4 oz. aluminum tube w/plastic cut off spout	D3AZ 19562-A	Windshield glass seal kit -- 5/16" round (176") includes glass primer
C1A 19588-C	Miracle power-engine lubricant -- 16 oz. can	D6AZ 19562-A	Sealer and filler (silicone rubber) --clear -- 3 oz. tube
C1AZ 19590-B	Lubricant (multi-purpose long life) -- (4) 14 1/2 oz. cartridges	D6AZ 19562-B	Sealer and filler (silicone rubber) --black -- 3 oz. tube
C1AZ 19590-C	Lubricant (multi-purpose long life) -- 120 lb. keg	D9AZ 19562-A	Butyl tape kit -- "I" beam section (233)--for windshield replacement on 1979 vehicles prior to being licensed by dealer
C1AZ 19590-D	Lubricant (multi-purpose long life) -- 25 lb. pail	D9AZ 19562-B	Windshield glass seal kit -- 5/16" round section--(233") incl. glass primer
D4AZ 19590-A	Lubricant (steering linkage) -- (4) 14 1/2 oz. cartridges	CC2CZ 19573-A	Automatic trans. sealer -- 8 oz. can
D2AZ 19590-A	Lubricant (teflon grease)--for E100/300, F100/350 trucks w/two piece driveline--for driveshaft yokes -- 1 lb. can	<b>SPECIAL PRODUCTS</b>	
<b>SEALERS and ADHESIVES</b>		* BB 16	Electrolyte (acid)--battery fluid -- 1.5 gal. container
D7AZ 198508-A	Contact adhesive (gasket and seal) -- 16 oz. can w/brush	D7AZ 19A331-A	Silicone Dielectric Compound - for distributor rotor tip and Duraspark ignition cable -- 3 oz. tube
C2AZ 19C525-A	Trim cement (vinyl adhesive) -- 16 oz. can	*WA-10	Rust penetrant and inhibitor -- (6) 12 oz. aerosol can
8A 19552-B	Rubber cement -- (12) 5 oz. tubes (black)	D7AZ 19A501-A	Automatic choke cleaner--used to clean--free auto. choke, carb. linkage and manifold heat controls -- (12) 14 oz. aerosol cans w/snorkel
COAZ 19552-A	Weatherstrip adhesive -- (12) 5 fl. oz. tubes (light colored)	D8AZ 19A501-A	Wash mitt
CC3AZ 19552-B	Windshield and backlite sealer -- 12 3/4 oz. tube	CB8A 19512-A	Starting fluid -- 11 oz. spray can
CBM 19553-A	Sealer--caulking cord	8A 19515-B	Undercoating -- 45 gal.
B5A 19554-A	Perfect seal sealing compound -- carton of (12) 4 oz. cans	CC4AZ 19515-A	Undercoating -- 5 gal.
CB9CZ 19554-B	Exhaust system sealant -- 40 oz. can	D0AZ 19515-A	Undercoating--airless spray -- 16 gal. drum (U.S.)
C6AZ 19554-A	Metallic plastic (to repair cyl. front cover and cyl. block intake manifold) -- (1) can--metallic resin, (1) jar--hardening agent	D9AZ 19515-A	Vinyl coat -- abrasion resistant -- (6) 1 qt. cans
D7AZ 19554-B	Perfect seal sealing compound -- (12) 13.2 oz. aerosol cans	* CXC 1	Super Seal Anti-Corrosion Compound -- (12) 16 oz. aerosol cans
C9AZ 19554-B	Sealer (liquid butyl)--black--for sealing butyl installed windshield and backlite -- 16 oz. can	CBJ 19517-A	Polishing cloth--lintless -- 5 yds.
*CXC 4	Loctite adhesive with dispenser used to attach rear view mirror bracket to w/s -- gravity feed dispenser--(20) one shots per dispenser	CC3AZ 19517-A	Chamois--super sheen--approx. -- 20 x 22"
D0AZ 19554-C	Sealer tape (tetrafluoroethylene) -- 1/2"--288"--used on bolt and studthreads to provide a positive liquid seal	B7A 19517-B	Dusting cloth (wax treated) -- carton of (100)
*CXC 2	Sealant (loctite)--thread locker -- 50 ml.	D3AZ 19517-A	Dusting cloth (wax treated) -- plastic bag container
		E0AZ 19517-A	Dusting cloth (wax treated)--bulk roll -- 23" (584.20 mm.) wide--19 1/2 yards (17.83 meters) long
		D3AZ 19517-B	Pad--buffing and polishing -- carton of (12)
		D4AZ 19B519-A	Refrigerant (air conditioner) -- 14 oz. can
		*YN-1-A	



**BUY IT NOW!**

Click Here To Order



1973/79  
TRUCK SERIES 100/500

PAINT SECTION 23

**APPEARANCE and MAINTENANCE MATERIALS**  
CANADIAN USAGE

PART NUMBER	DESCRIPTION	PART NUMBER	DESCRIPTION
<b>SPECIAL PRODUCTS — Cont'd</b>		<b>SPECIAL PRODUCTS — Cont'd</b>	
D2AZ 19523-A	Hand cleaner—waterless — (12) 14 oz. cans	C6AZ 19579-B	Carburetor and combustion chamber cleaner — (12) 19 oz. aerosol cans
D2AZ 19523-B	Hand cleaner—waterless — (2) 5 lb. cans	* CXC 53	Combustion chamber conditioner — (12) 500 litre cans
CECG 19524-A	Engine shampoo — 5 gal. can	C1A 19584	Penetrating fluid — 8 oz. can
* CXC 22	Engine shampoo — 20 litre pail	* CXC 59	Penetrating fluid — (24) 250 ml. cans
CECG 19524-B	Engine shampoo — 45 gal. can	CB8A 19584-A	Penetrating fluid — 1 gal. can
CC6AZ 19528-A	Concrete floor cleaner and degreaser — 40 lb. pack	* CXC 60	Penetrating fluid—(4) 4 litre cans
* CXC 26	Concrete floor cleaner and degreaser — 20 kg. pail	CB9CZ 19586-A	Door ease—stick lubricant—shop size — (6 to carton)
CD6AZ 19531-B	Gas line anti-freeze — 12 oz. can	B4A 19587-A	Lock lubricant — (12) 4 oz. can
* CXC 29	Gas line anti-freeze — (12) 500 ml. long neck plastic bottles	D8AZ 19587-A	Lock lubricant — (12) 3.5 oz. aerosol cans w/snorkel
CD6AZ 19531-A	Gas line anti-freeze — (24) 6 oz. can	D4AZ 19627-A	Tape (air conditioner insulation)—1/8" x 2 x 15 ft.
* CXC 28	Gas line anti-freeze — (36) 150 ml. plastic bottles	*YZ-1	
*CXC 6	Carburetor cleaner — 20 litre pail consists of (1) 15 liter fill and (1) 20 liter pail	D6AZ 19627-A	Tape (pressure sensitive)—black waterproof—3" wide — 60 yd. roll
C000 19535-B	Carburetor cleaner — 4 gal. pail (w/basket)	C8AZ 19628-D	Tape (elec. insulating)—black (display pkg.)—3/4" — 20 ft. roll
CC5AZ 19562-C	Putty (green hi-speed) — 3 1/2 lb. tin	*WA-4	
CC5AZ 19562-D	Putty (super spot-pink shade) — 3 1/2 lb. can	C8AZ 19628-F	Tape (elect. insulating)—black (individual metal can)—3/4" — 66 ft. roll
D8AZ 19562-A	Compound—heated backlite grid repair — .12 oz. bottle	*WA-6	
C9AZ 19577-B	Refrigerant compressor oil—used w/York or Tecumseh compressor — 1 qt. can (U.S.)	C8AZ 19628-G	Tape (elect. insulating)—black (individual skin pkg.)—3/4" — 20 ft. roll
*YN-2		*WA-7	
D1VY 19577-B	Refrigerant compressor oil—used w/Frigidaire compressor—1 qt. can (U.S.)	C8AZ 19628-H	Tape (elect. insulating)—black (individual skin pkg.)—3/4" — 66 ft. roll
*YN-4		*WA-8	
MGCA 19579-A	Combustion chamber conditioner — 16 oz. can	E0AZ 19628-A	Tape (electrical repair)—flame retardant—automotive use only—3/4" (19.50 mm.) wide—100 ft. (30.48 meters) long — 12 roll skin pkg.
* CXC 52	Carburetor and combustion chamber cleaner — (12) 500 g. aerosol cans	E0AZ 19628-B	Tape (electrical repair)—flame retardant—automotive use only—3/4" (19.50 mm.) wide—100 ft. (30.48 meters) long — 12 can pkg.

**USED TRUCK RECONDITIONING MATERIALS**

U. S. USAGE

PART NUMBER	DESCRIPTION	PART NUMBER	DESCRIPTION
<b>Note:</b> The aerosol products listed below do not utilize a fluorocarbon propellant system.			
D4AZ 19530-A	Polish (used for reconditioning exterior automotive finishes) (2) 1 gal. cans	C0AZ 19A536-F	Engine shampoo (cleaner and degreaser) — 55 gal. drum
C0AZ 19A536-D	Engine shampoo (cleaner and degreaser) — 5 gal. drum	D8AZ 19A536-A	Automotive engine shampoo and degreaser—(for exterior use only) — (12) 19 oz. aerosol spray cans



**BUY IT NOW!**

**Click Here To Order**



COPYRIGHT © 1980— FORD MOTOR COMPANY —DEARBORN, MICHIGAN

CHANGE 1



**1973/79  
TRUCK SERIES 100/500**

YEAR	MODEL/RESTRICTIONS	PART NUMBER	DESCRIPTION	QTY.
1001	GASKET (REAR WHEEL BEARING RETAINER or REAR AXLE SHAFT) Also refer to Front Axle Parts Lists Section 30 or Rear Axle Section 40, page 1			
73	E100	D00Z 1001-A	2 55/64"-4 holes	2
74/	E100/150	D30Z 1001-A	3 3/16"	2
73/	E200, F100	D0AZ 1001-A	3 5/32"-4 holes	2
73/	F250(4/W/D)	C1TZ 1001-A	Front wheel-6 bolt holes-3 3/4" circle	2
73/77	B-F-M-P450/500	A8TZ 1001-A	Rear axle shaft-4" I.D. x 5 1/2" O.D.	2
73/	E-F250/350, P350/400	D8TZ 1001-A	Rear axle shaft-3 23/64" I.D. x 4 45/64" O.D. aluminum	2
73/77	B-F500 -- w/15M axle	B4TZ 1001-A	Rear axle-4 1/2" I.D. x 5 7/8" O.D.	4

**WHEEL or RIM IDENTIFICATION CHART**

IDENTIFICATION	PART NUMBER	IDENTIFICATION	PART NUMBER
(See instructions for identifying wheels, rims etc., on page 3 of this section)			
26538-27122 & 87240-26 are alternate	C4TZ 1007-J	097025	D6TZ 1015-A
26655-86180 & 26655-9 are alternate	C4TZ 1007-L	87500	D0TZ 1007-A
27099-13 & 27099-19 are alternate	D3TZ 1007-B	STMP "LS" 88290	D2TZ 1007-D
27122	C4TZ 1007-J	STMP "LT" 88430	★ D2TZ 1007-B
RB 31146-1	C5TZ 1020-A	88550	★ D2TZ 1007-C
XD 58902	C4TZ 1007-M	88560	★ D2TZ 1015-A
E73767	D1TZ 1015-A	88620	r/b D1TZ 1015-A
75160	★ D2TZ 1015-B	STMP "LB" 095506-02	D5TZ 1015-B
	r/b D5TZ 1015-A	88680	D5TZ 1015-A
STMP "LZ" 75192	D2TZ 1007-E	STMP "LR" 91160 & 27850-3	★ D3TZ 1007-A
76830 D1	C4TZ 1007-M	89140	r/b D5TZ 1007-C
84910	D0TZ 1015-A	89150	D1TZ 1015-A
85659	D1TZ 1015-A	91160 & 27850-3	★ D4TZ 1007-A
86180	C4TZ 1007-L	89190	r/b D5TZ 1007-C
86950or	D0TZ 1015-A	90050	D3TZ 1015-A
STMP "LU" 88590		90080	C4TZ 1007-L
87240	C4TZ 1007-J	91160 & 27850-3	C4TZ 1007-J
		R 88620	D5TZ 1007-C
		R 91450	D5TZ 1007-D
			D5TZ 1007-E

TIRE SIZE	WHEEL OR RIM SIZE	MODEL	TIRE SIZE	WHEEL OR RIM SIZE	MODEL
-----------	-------------------	-------	-----------	-------------------	-------

**TIRE SIZE TO WHEEL OR RIM SIZE CHART**

(See instructions for identifying wheels, rims etc., on page 3 of this section)

8R x 22.5	22.5x6	B-F500	L78 x 15D	15 x 6	E-F100/150
9R x 22.5	22.5 x 6.75	F250/350	LR78 x 15	15 x 6	F150
10R x 22.5	22.5 x 7.5	P500	6.50 x 16	16 x 5	F100
E78 x 14	14 x 5.5	E100	6.70 x 15	15 x 5.5	E100/200
E78 x 15	15 x 5.5	E100	7.00 x 15	15 x 5.5	F100
F78 x 15	15 x 5.5	E100	7.00 x 15	15 x 6	F350
F78 x 15	15 x 6	F150	7.00 x 16	16 x 5.5	F350
G78 x 15	15 x 5.5	E100/200, F100	7.00 x 18	18 x 5.5	M-P450/500
G78 x 15	15 x 6	F100	7.00 x 20	20 x 6	B-F500
GR78 x 15	15 x 5.5	F100	7.00 x 20	20 x 6.5	B500
GR78 x 15	15 x 6	F100	7.50 x 16	16 x 5.5	F250/350, P350/400
H78 x 15	15 x 5.5	E100/150, F100	7.50 x 16C	16 x 5.5	F250/350
H78 x 15	15 x 6	F150	7.50 x 16C	16 x 6	F250/350
HR78 x 15	15 x 5.5	E-F100/150	7.50 x 16D	16 x 6	F250/350
HR78 x 15	15 x 6	F150	7.50 x 16E	16 x 6	F250/350
JR78 x 15	15 x 5.5	E150	7.50R x 16	16 x 5.5	F250/350
L78 x 15	15 x 5.5	E-F100/150	7.50 x 20	20 x 6	B-F500
L78 x 15B	15 x 5.5	E-F100/150	7.50 x 20	20 x 6.5	B-F500
L78 x 15C	15 x 6	E-F100/150	8.00 x 16.5	16.5 x 6	E250/350, F250/350, P350/400,
			10 x 15	15 x 8	F150



**BUY IT NOW!**

**Click Here To Order**



ADDRESS

COPYRIGHT © 1980—

FORD MOTOR  
COMPANY

—DEARBORN, MICHIGAN

CHANGF 7



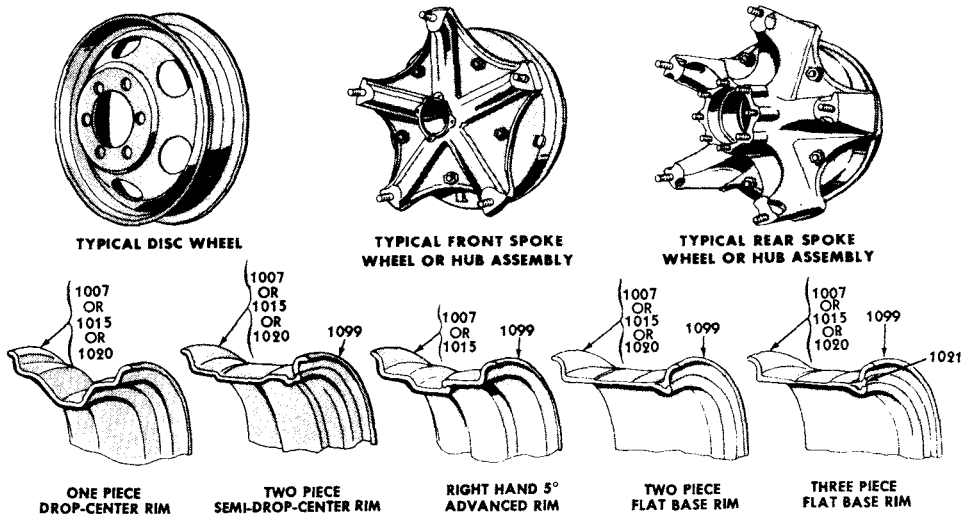
1007

WHEEL ASSY. cont'd

HOW to IDENTIFY WHEELS, RIMS, FLANGES and LOCK RINGS

1. Many wheels and rims may be identified by a stamping number. When the stamping number is known, refer to the Chart on Page 1 for the appropriate service part number.
2. When the stamping number is not known, wheels and rims and their related flanges and lock rings may be identified as follows.
  - (a) Determine the type of wheel or rim from the illustration below.
  - (b) Determine the size of the wheel or rim. If this is not known, check the tire size and refer to the Tire Size to Wheel or Rim Size Chart on page 1 of this section. This chart also lists the various truck series on which the tires and their related wheels or rims are used.
  - (c) When the size of the wheel or rim is known, refer to the Wheel, Rim, Flange and Lock Ring Chart (page 4).

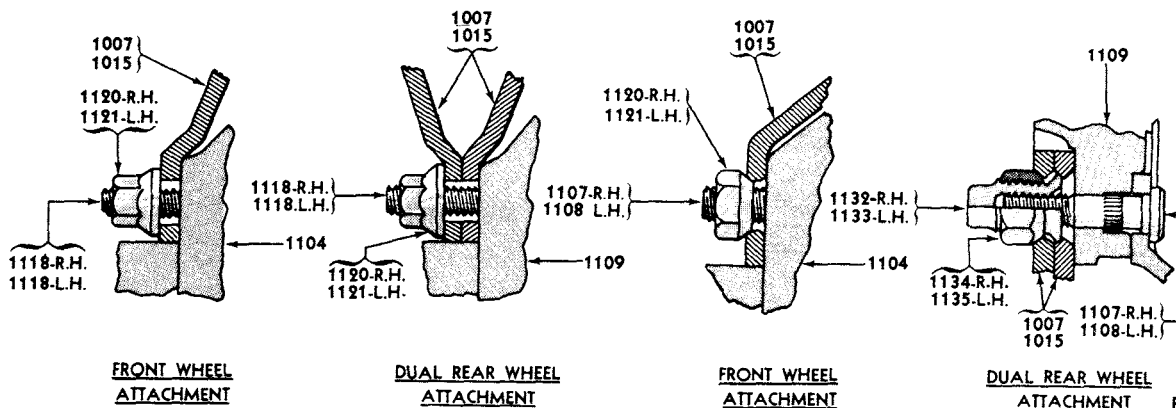
TYPICAL WHEELS, RIMS and RELATED ITEMS



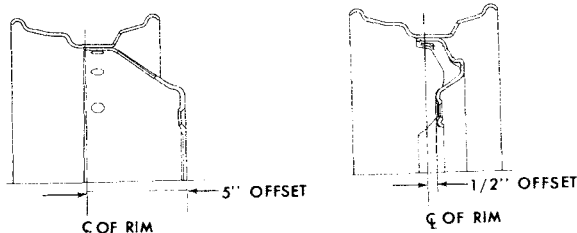
PILOT MOUNTED DISC WHEELS

BALL SEAT MOUNTED DISC WHEELS

P-5156



P-5387



P-7585

COPYRIGHT © 1980—

FORD MOTOR  
COMPANY

—DEARBORN, MICHIGAN

CHANGE 1



**BUY IT NOW!**

Click Here To Order



## 1973/79 TRUCK SERIES 100/500

### WHEEL, RIM, FLANGE, AND LOCK RING CHART

(SEE INSTRUCTIONS FOR IDENTIFYING WHEELS, RIMS, ETC., ON PAGE 3 OF THIS SECTION.)

YEAR	WHEEL OR RIM SIZE	TYPE \$	HOLES	BOLT CIRCLE (INCHES)	MAKE ●	PART NUMBER		
						WHEEL OR RIM	SIDE RING OR FLANGE	LOCK RING
1007	WHEEL ASSY. — Cont'd							
Notes:	●—B—Budd, F—Firestone, K—Kelsey Hayes ♦ 5.00 Offset, ‡ 6.00 Offset † .50 Offset, ▲ Ball seat mounted, \$ Refer to page 3 for illustrations of wheel types NOTE 1 — Only two piece wheels are available for service, flanges and lock rings must be purchased separately for both two and three piece wheels and rims.							

#### DISC WHEELS and RINGS FOR TUBE TYPE TIRES

YEAR	WHEEL or RIM SIZE (INCHES)	TYPE \$	HOLES	BOLT CIRCLE (INCHES)	WHEEL or RIM PART NUMBER	REMARKS
73/74	15 x 5.5	D.C.	5	5.50	K D2TZ 1015-B †	
75/	15 x 5.5	D.C.	5	5.50	K D5TZ 1015-A	Single rears
73/78	16 x 5	D.C.	5	5.50	D2TZ 1007-E †	External hub cap fastening
73/78	16 x 5.5	D.C.	8	6.50	B D5TZ 1007-D R/B D8TZ 1015-H (5/79)	D2TZ 1099-A Dual rears
73/78	16 x 5.5	D.C.	8	6.50	F D5TZ 1007-E R/B D8TZ 1015-J (5/79)	D2TZ 1099-A Single rears
78/	16 x 6	D.C.	8	6.50	F D8TZ 1015-H	Dual rears
78/	16 x 6	D.C.	8	6.50	B D8TZ 1015-J	Single rears
73	18 x 5	2 PC.	5	8.00	★ 7RTL 1007 r/b D3TZ 1015-A	7RTL 1099
73/	18 x 5.5	2 PC.	5	8.00	B D3TZ 1015-A ♦	D3TZ 1099-A Dual rears
73/	18 x 5.5	2 PC.	6	8.75	B D3HZ 1007-A ♦	D3TZ 1099-A Dual rears
73/	20 x 6	2 PC. ▲	6	8.75	F C4TZ 1007-L	C4TZ 1099-M
73/	20 x 6	2 PC. ▲	6	8.75	B C4TZ 1007-L	C4TZ 1099-R
73/	20 x 6	3 PC.	6	8.75	F NOTE 1	★ C4TZ 1099-N r/b C4TZ 1099-R C4TZ 1021-G
73/	20 x 6	3 PC.	6	8.75	B NOTE 1	8T 1099-C C4TZ 1021-A
73/	20 x 6	2 PC.	6	8.75	F D3TZ 1007-B	D3TZ 1099-B XL TYPE
73/74	20 x 6.5	RH 5° ▲	6	8.75	★ C4TZ 1007-M ‡ r/b D3TZ 1007-B	7EQ 1099-B
73/	20 x 6.5	2 PC. ▲	6	8.75	B-F C4TZ 1007-J	C6TZ 1099-A
73/	20 x 6.5	3 PC.	6	8.75	F NOTE 1	8Q 1099 C6TZ 1021-A

♦ 5.00 Offset, ‡ 6.00 Offset, ◇ Aluminum  
 † .50 Offset, ▲ Ball seat mounted, \$ Refer to page 3 for illustrations of wheel types  
 NOTE 2—D3TZ 1007-A has (3) 7/16" ident. holes in mounting surface, D2TZ 1007-C has (2) 3/16" ident. holes in mounting surface.  
 NOTE 3—D1TZ 1015-A is a Kelsey riveted wheel and has (2) 3/16" ident. holes in mounting surface.  
 D2TZ 1015-A is a Budd welded wheel and has (2) 7/16" ident. holes in mounting surface  
 NOTE 4 — To be used with Bias Ply Tires only  
 NOTE 5 — To be used with Radial Tires

#### CONVENTIONAL DISC WHEELS FOR TUBELESS TYPE TIRES

73/74	14 x 5.5		5	4.50	D2UZ 1015-A †	Single rears
73/	15 x 5.5	D.C.	5	5.50	D5TZ 1015-A	Single rears
76/	15 x 6	D.C.	5	5.50	D6TZ 1015-A	Single rears
78/	16 x 6	D.C.	8	6.50	D8TZ 1015-H	Dual rears (RA 27796-8) Firestone
78/	16 x 6	D.C.	8	6.50	D8TZ 1015-J	Single rears (R91970) Budd
73/	16.5 x 6	D.C.	8	6.50	D1TZ 1015-A †	Single rears—NOTE 3
73/	16.5 x 6	D.C.	8	6.50	D0TZ 1015-A ♦	Dual rears
73	16.5 x 6.75	D.C.	8	6.50	★ D2TZ 1007-C † r/b D3TZ 1007-A	Single rears—NOTE 2
73/	16.5 x 6.75	D.C.	8	6.50	★ D3TZ 1007-A † r/b D5TZ 1007-C	Single rears—NOTES 2 & 4
74/75	16.5 x 6.75	D.C.	8	6.50	★ D4TZ 1007-A r/b D5TZ 1007-C	Single rears — NOTE 5
76/	16.5 x 6.75	D.C.	8	6.50	D5TZ 1007-C	Single rears—NOTE 5
73/	16.5 x 9.75	D.C.	8	6.50	D3TZ 1015-B	Single rears
			6	8.75	D4HZ 1015-D	Dual rears
			5	8.00	B7T 1015-A ♦	Dual rears



BUY IT NOW!

Click Here To Order



# 1973/79 TRUCK SERIES 100/500

YEAR	WHEEL or RIM SIZE (INCHES)	TYPE \$	HOLES	BOLT CIRCLE (INCHES)	WHEEL or RIM PART NUMBER	REMARKS
♦ 5.00 Offset, ‡ 6.00 Offset ◊ Aluminum ‡.50 Offset, ▲ Ball seat mounted, \$ Refer to page 2 for illustrations of wheel types NOTE 2-D3TZ 1007-A has (3) 7/16" ident. holes in mounting surface, D2TZ 1007-C has (2) 3/16" ident. holes in mounting surface NOTE 3-DITZ 1015-A is a Kelsey riveted wheel and has (2) 3/16" ident. holes in mounting surface. D2TZ 1015-A is a Budd welded wheel and has (2) 7/16" ident. holes in mounting surface NOTE 4 - To be used with Bias Ply Tires only NOTE 5 - To be used with Radial Tires						

### STYLED DISC WHEELS FOR TUBELESS TYPE TIRES

77/	15 x 6	Forged	5	5.50	◊ D7TZ 1015-A	Single rears-5 openings
78/	15 x 6		5	5.50	D8TZ 1015-B	Single rears-chrome yellow -spoke type
78/	15 x 6		5	5.50	D8TZ 1015-C	Single rears-white -spoke type
78/	15 x 6		5	5.50	◊ D8TZ 1015-E	Single rears-10 openings-polished
78/	15 x 8		5	5.50	D8TZ 1015-A	Single rears-chrome yellow -spoke type
78/	15 x 8		5	5.50	D8TZ 1015-D	Single rears-white -spoke type
YEAR	MODEL/RESTRICTIONS	PART NUMBER		DESCRIPTION		QTY.
<b>1012 NUT (FRONT and REAR HUB BOLT)</b>						
73/	E100/350, F100/250, P350/400	COAZ 1012-A		1/2"-20-hex.		AR
77/	E-F100/350	D4FZ 1012-A		1/2"-20 hex-chrome		AR
<b>1015 Refer to group 1007 Wheel Chart</b>						

### IDENTIFICATION CHART

IDENTIFICATION	MAKE ●	LOCK RING PART NUMBER	IDENTIFICATION	MAKE ●	LOCK RING PART NUMBER	
<b>1021</b>			<b>RING (WHEEL RIM LOCK)-For Model usage refer to group 1007 Wheel Chart</b>			
<b>CAUTION-</b> It is mandatory to use the same vendor's side rings (1099) and lock rings (1021) with a given vendor's rim Assy.						
<b>Notes:</b> ●-B-Budd, F-Firestone, K-Kelsey Hayes						
20 x 6.00	BW5°	B	C4TZ 1021-G	20 x 6.50	CR F C6TZ 1021-A	
20 x 6.00, 6.50	FL	F	C4TZ 1021-A			
YEAR	MODEL/RESTRICTIONS	PART NUMBER		DESCRIPTION		QTY.
<b>1A021-32 Refer to Front Axle Parts List Section 30, Page 1.</b>						

YEAR	MODEL	PART NUMBER	WEIGHT (Ounces)	LENGTH (Inches)	WHEEL SIZE	QTY
<b>1040 WEIGHT (WHEEL BALANCE)</b>						
73/	E100/150, F100/150- exc. alum. wheels	C7AZ 1040-A	1/2	1	14" x 5.5", 15" x 5.5", 16" x 5", 16.5" x 6"	AR
		C7AZ 1040-B	1	1 13/16		AR
		C7AZ 1040-C	1 1/2	2 9/16		AR
		C7AZ 1040-D	2	3 7/16		AR
		C7AZ 1040-E	2 1/2	4 3/8		AR
		C7AZ 1040-F	3	4 29/32		AR
78/	E-F100/150- Alum. wheels	D8TZ 1040-A	1/2			AR
		D8TZ 1040-B	1			AR
		D8TZ 1040-C	1 1/2			AR
		D8TZ 1040-D	2			AR
		D8TZ 1040-E	2 1/2			AR
		D8TZ 1040-F	3			AR


## BUY IT NOW!

Click Here To Order

1973/79  
TRUCK SERIES 100/500

YEAR	MODEL	PART NUMBER	WEIGHT (Ounces)	LENGTH (Inches)	WHEEL SIZE	QTY
<b>1040 WEIGHT (WHEEL BALANCE) — Cont'd</b>						
73/	F250/350, P350/400, E250/350	C7TZ 1040-A	1	1 5/8	16" x 5.5", 16.5" x 6", 16.5" x 6.75", 16.5" x 9.75"	AR
		C7TZ 1040-B	2	2 3/8		AR
		C7TZ 1040-C	3	3 13/32		AR
		C7TZ 1040-D	4	4 3/8		AR
		C7TZ 1040-E	5	5 5/16		AR
		C7TZ 1040-F	6	5 27/32		AR
		D3TZ 1040-G	1 1/2	1 13/16		AR
		D3TZ 1040-H	2 1/2	2 55/64		AR
		D3TZ 1040-J	3 1/2	3 7/8		AR
		D3TZ 1040-K	4 1/2	4 7/8		AR
78	F250/350 Steel wheels	D8TZ 1040-G	3 1/2			AR
		D8TZ 1040-H	4			AR
		D8TZ 1040-J	4 1/2			AR
		D8TZ 1040-K	5			AR

YEAR	MODEL/RESTRICTIONS	PART NUMBER	DESCRIPTION	QTY.
1A050-5	Refer to Front Axle Parts List Section 30, Page 1.			
1A092-4	Refer to Front Axle Parts List Section 30, Page 1.			

**IDENTIFICATION CHART**

IDENTIFICATION	MAKE	RING TYPE	FLANGE OR SIDE RING PART NUMBER	IDENTIFICATION	MAKE	RING TYPE	FLANGE OR SIDE RING PART NUMBER
1099			FLANGE (WHEEL RIM)—For model usage refer to group 1007 Wheel Chart				
CAUTION—			It is mandatory to use the same vendor's side rings (1099) and lock rings (1021) with a given vendor's rim assy.				
Notes:			• B Budd, F Firestone				
18 x 5.50	B	split	D3TZ 1099-A	20 x 6.00	FL	F	split
20 x 6		solid	D3TZ 1099-B				
20 x 6.00	BW5°	B	solid	★ D4TZ 1099-N			
			r/b C4TZ 1099-R	20 x 6.50	5°	F	solid
20 x 6.00	BW5°	B	split	C4TZ 1099-R	20 x 6.50	RH°	F
20 x 6.00	FL	F	solid	8T 1099-C	20 x 6.50, 7.00	CR	F
				16 x 5.5	DU0	B	split
							★ C4TZ 1099-M
							r/b 8T 1099-C
							& C4TZ 1021-A
							8Q 1099
							7EQ 1099-B
							C6TZ 1099-A
							D2TZ 1099-A



**BUY IT NOW!**

**Click Here To Order**

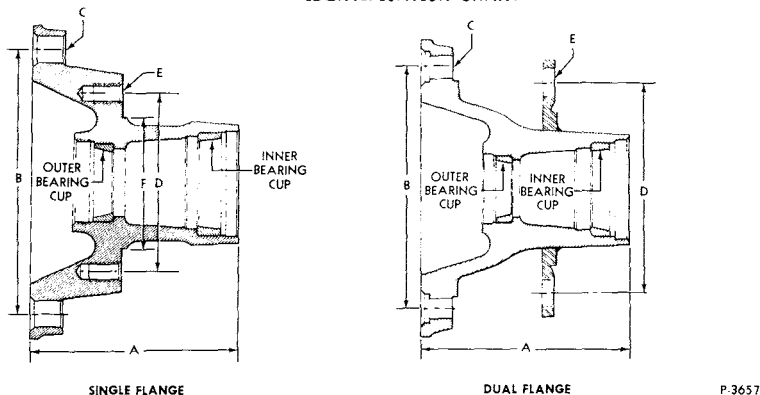


# 1973/79 TRUCK SERIES 100/500

YEAR	MODEL/RESTRICTIONS	PART NUMBER	DESCRIPTION	QTY.
<b>1A100 ANCHOR (WHEEL ORNAMENT SCREW)</b>				
77/	E-F100/150	D7TZ 1A100-A	(Nylon)—use with aluminum wheel	12
78/	E-F100/150	D8TZ 1A100-A	(steel)—use with steel wheel	AR
77/	E-F100/150	386211-S45B	(UU-58-J)—Screw—ornament to wheel	AR
<b>1102-3 HUB and DRUM ASSY— Refer to section 11.1</b>				
<b>1104 Refer to FRONT AXLE PARTS LISTS SECTION 30</b>				
<b>1104 HUB ASSY. (FRONT WHEEL FREE RUNNING)</b>				
● Obtain replacement details as required from authorized Warn service outlets				
73/77	F100/250 -- 4/W/D with 3M, 3.3M Front Axle	● C6TZ 1104-B	Warn Mfg. Co.— # M167 and M198—Manual Locking	1
73/77	F100/250 4/W/D—must be used w/ threaded hole in end of front axle shaft	● D8TZ 1104-C	Warn Mfg. Co. — M75E — Lock-O-Matic	1
73/77	F250 -- 4/W/D with 3.5M Front Axle	● C9TZ 1104-B	Warn Mfg. Co.— # M166 and # M197—Manual Locking	1
76/77	F250 -- 4/W/D Crew Cab	● D6TZ 1104-N	Warn # M229	1
79	F150/250 -- 4/W/D	D9TZ 1104-B	Warn # M249—Manual Locking	1

**1104 HUB ASSY. (FRONT)—For Model usage refer to Section 11.1**

**IDENTIFICATION CHART**



**FRONT HUBS for DISC WHEELS**

PART NUMBER	A LENGTH INCHES	B BOLT CIRCLE (INCHES)	C HOLES		D DRUM BOLT CIRCLE (INCHES)	E DRUM HOLES		F SHOULDER DIA (INCHES)	BEARING CUP PART NUMBER	
			NO.	DIA. (INCHES)		NO.	DIA. (INCHES)		INNER # STAMPED NO.	OUTER # STAMPED NO.
<b>DUAL FLANGE</b>										
C7TZ 1104-B	6 13/32	6 1/2	8	21/32	6 1/2	8	5/8		B7A 4222-A # LM 501310	AA 1217-A # 1328

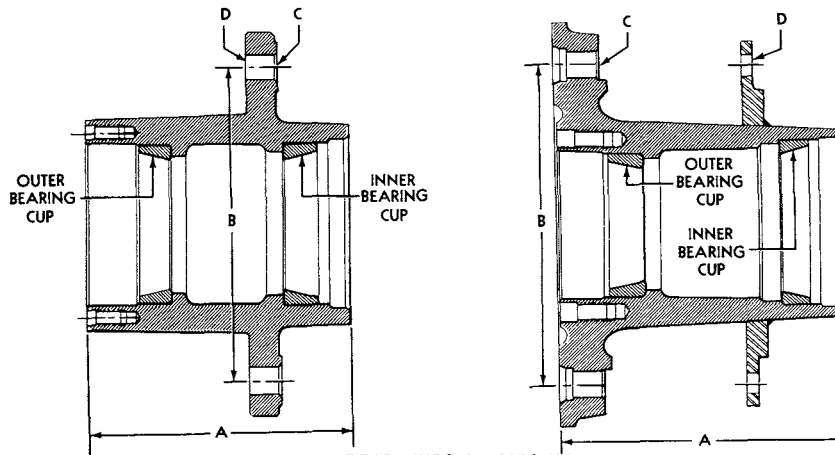
**100% SATISFACTION GUARANTEED**

**BUY IT NOW!**

**Click Here To Order**



IDENTIFICATION CHART



REAR HUBS for DISC WHEELS

PART NUMBER	SINGLE FLANGE				DUAL FLANGE				BEARING CUPS			
	A LENGTH (INCHES)	B BOLT CIRCLE (INCHES)	C		D		INNER		OUTER			
			NO.	DIA. (INCHES)	NO.	DIA. (INCHES)	PART NUMBER	IDENT.	PART NUMBER	IDENT.		
<b>SINGLE FLANGE</b>												
C4TZ 1109-B	7 7/16	8 3/4	6	25/32			B4Q 1243-A	33462	B6T 1243-A	3920		
C5TZ 1109-T	7	8 3/4	6	25/32			B6T 1243-A	3920	BB 1239-A	453-X		
C9TZ 1109-T	5 53/64	6 1/2	8	39/64			TCAA 1243-A	382-A	C7TZ 1239-A	LM-104911		
C9TZ 1109-U	6 41/64	6 1/2	8	39/64			C7TZ 1239-A	LM-104911	C7TZ 1239-A	LM-104911		
C9TZ 1109-V	6 7/16	7 1/4	6	5/8			TCAA 1243-A	382-A	C7TZ 1239-A	LM-104911		
TEAA 1109-B	7	8	5	25/32	3	1/2"-13	B6T 1243-A	3920	BB 1239-A	453-X		
D6UZ 1113-A R.H.							D6UZ 1243-A	JLM 710910	C7TZ 1239-A	LM-104911		
D6UZ 1114-A L.H.							D6UZ 1243-A	JLM 710910	C7TZ 1239-A	LM-104911		

1111 ROTOR (FRONT WHEEL BRAKE)-For model usage refer to Section 11.1

1112-3 HUB ASSY. (REAR)-For model usage refer to Section 11.2

1118-9 BOLT (HUB) - For model usage refer to Section 11.1 (Front) or Section 11.2 (Rear)

9/16"-18 x 13/16"	DOTZ 1119-A	L.H.	3/4"-16 x 2 3/8"	TDAA 1118-A	R.H.
5/8"-18 x 2 9/16"	C9TZ 1118-A	R.H.	3/4"-16 x 2 3/8"	TDAA 1119-A	L.H.
5/8"-18 x 2 9/16"	C9TZ 1119-A	L.H.	3/4"-16 x 2 3/8"	TDAA 1119-A	L.H.

1120-1 NUT (WHEEL) - For model usage refer to Section 11.1 (Front) or Section 11.2 (Rear)

9/16"-18 x 21/32"	C7TZ 1120-A	R.H.	5/8"-18	B7TZ 1121-A	L.H.
9/16"-18 x 21/32"	C7TZ 1121-A	L.H.	5/8"-18	B7TZ 1121-A	L.H.
9/16"-18 x 15/16"	C7TZ 1120-B	R.H.	1/2"-20 x 3/4"	C5TZ 1120-B	
9/16"-18 x 15/16"	C7TZ 1121-B	L.H.	3/4"-16	BB 1120	R.H.
5/8"-18	C5TZ 1120-A		3/4"-16	BB 1121	L.H.
5/8"-18	B7TZ 1120-A	R.H.			

I.D. (INCHES)	O.D. (INCHES)	THICKNESS (INCHES)	PART NUMBER	I.D. (INCHES)	O.D. (INCHES)	THICKNESS (INCHES)	PART NUMBER
<b>1124 WASHER (REAR WHEEL BEARING NUT LOCK) - For model application, refer to Section 11.2</b>							
2 1/32	2 15/16		B6Y 1124-A	2 13/32	3 7/8	5/32	B4T 1124-A
2 1/4	3 3/8	3/16	01T 1124				

OCTOBER, 1979

COPYRIGHT © 1979-

FORD MOTOR  
COMPANY

—DEARBORN, MICHIGAN

NEW ISSUE

**100% SATISFACTION GUARANTEED**

**BUY IT NOW!**

**Click Here To Order**

1973/79  
TRUCK SERIES 100/500

**FRONT BRAKE DRUM STAMPING NUMBER CROSS REFERENCE**

IDENTIFICATION	PART NUMBER	IDENTIFICATION	PART NUMBER
<b>1125 DRUM (BRAKE)</b>			
For model usage refer to the Model Application Chart in Section 11.1. Also see Brake Drum Size Chart on Page 4			
49682	C4TZ 1125-L	86531	D6TZ 1125-K
84617	★ C3TZ 1125-B m/w C3TZ 1125-M	093468	D6TZ 1125-L
85149	★ C3TZ 1125-B m/w C3TZ 1125-M	86525	D6TZ 1125-M
97495	D6TZ 1125-D	86528	D6TZ 1125-N
97466	D6TZ 1125-E	86566	D1TZ 1125-E
97449	D6TZ 1125-F	95725	C3TZ 1125-M
97498	D6TZ 1125-G	95725	C3TZ 1125-M
86558	D6TZ 1125-H	03-120588	C3TZ 1125-M
86554	D6TZ 1125-J	120704	B7Q 1125-A

YEAR	MODEL/RESTRICTIONS	PART NUMBER	DESCRIPTION	QTY.
73/	F350, P400	352155-S8	(BB-474)-bolt (drum to hub)-1/2"-20 x 1 1/16"	16
		34424-S7	(M84)-locknut-1/2-20	16
73/	F250/350, P350/400	359189-S8	(BB-88)-screw (drum to hub)-3/8"-16 x 21/32"	6
		351810-S8	(XX-185)-washer-33/64"	6
73/77	B-F-P500	357594-S2	(BB-401)-bolt (drum to hub)-5/8"-18 x 1"	10
73/76	P350			10
		351505-S18	(XX-218)-washer-5/8"	10

**REAR BRAKE DRUM STAMPING CROSS REFERENCE**

IDENTIFICATION	PART NUMBER	IDENTIFICATION	PART NUMBER
<b>1126 DRUM (BRAKE)</b>			
For model usage refer to the Model Application Chart in Section 11.2. Also see Brake Drum Size Chart on Page 5			
2717	C8TZ 1126-H	X-93744	★ C8TZ 1126-A
75120-1	★ C8TZ 1126-A r/b D4TZ 1126-A	03-120553	r/b D4TZ 1126-A C8TZ 1126-E

YEAR	MODEL/RESTRICTIONS	PART NUMBER	DESCRIPTION	QTY.
73/	F250, P350	359189-S8	(BB-88)-screw (drum to hub)-3/8"-16 x 21/32"	6
73/77	B-F-P500	355812-S2	(BB-89)-screw (drum to hub)-1/2"-13 x 3/4"	6

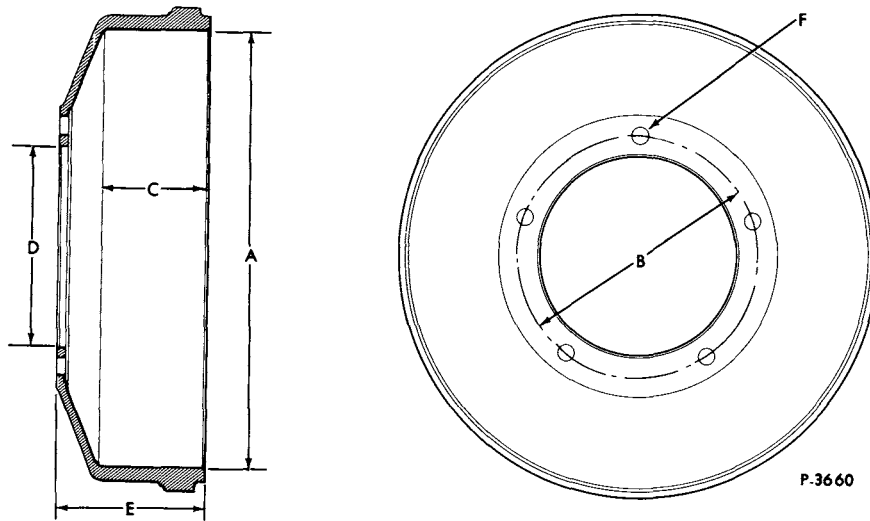


**BUY IT NOW!**  
Click Here To Order



1973/79  
TRUCK SERIES 100/500

SIZE CHART



P-3660

SIZE CHART							
A DRUM INSIDE DIA. (INCHES)	B DRUM BOLT CIRCLE (INCHES)	C BRAKE SURFACE WIDTH (INCHES)	D MOUNTING DIA. (INCHES)	E OVERALL DEPTH (INCHES)	F DRUM MOUNTING HOLES		PART NUMBER
					NO.	DIA. (INCHES)	
1125-6	DRUM (BRAKE) — Cont'd						
FRONT DRUM-DISC WHEEL							
12 1/8	6 1/2	2 13/32	4 3/4	3 1/4	8	5/8	C3TZ 1125-C
12 1/8	7 1/4	2 1/4			6	5/8	D1TZ 1125-E
14	5 1/2	2 13/16	3 15/16	4 3/4	5	5/8	C4TZ 1125-L
14	8 3/4	3	7 1/8	6 15/16	6	27/32	C3TZ 1125-M
13.0	5 1/2	2 29/64	3 3/4	4 13/32	5	5/8	D1TZ 1125-B
12 1/8	6.5	2 3/8	4 3/4	3.0	8	5/8	D6TZ 1125-D
11.0	5.0		3 9/16	4 1/8	5	19/32	D6TZ 1125-E
11.0	5 1/2		3 9/16	3 3/32	5	19/32	D6TZ 1125-F
12 1/8	6 1/2	2 3/8	4 19/32	3 1/4	8	5/8	D6TZ 1125-G
10.0	4 1/2		2 7/16	3 35/64	5	5/8	D6TZ 1125-H
12.0	6 1/2	2 13/32	4 3/4	3 3/32	8	5/8	D6TZ 1125-J
12.0	6 1/2	2 15/16	5.0	3 15/32	8	5/8	D6TZ 1125-K
12 1/8	6 1/2	2 13/32	4 3/4	3 9/32	8	5/8	D6TZ 1125-L
11	5 1/2	3 1/4	3 9/16	3 27/32	5	19/32	D6TZ 1125-M
12.0	6 1/2	3 1/2	5.0	3 31/32	8	5/8	D6TZ 1125-N
12.0	6 1/2	3 1/2	5.0	3 31/32	8	5/8	D6TZ 1125-P
REAR DRUM-DISC WHEEL							
10	4 1/2	2 1/8	2 7/16	2 19/32	5	5/8	D1UZ 1126-A
11	5 1/2				5		C8TZ 1126-A
11	5 1/2	2 1/4	3	3 9/16	5	5/8	D4TZ 1126-A
12	6 1/2	2 15/16	5	4 15/16	8	21/32	D1UZ 1126-B
12	6 1/2	3 9/16	5 5/16	7 1/16	8	21/32	D1TZ 1126-D
12	7 1/4	3 7/16	6 1/8	7 1/16	6		D1TZ 1126-B
12 1/8	6 1/2	2 5/32	5	3 5/16		21/32	D1TZ 1126-A
14 1/8	8	4	5 5/8	7 3/16	5	13/16	D1TZ 1126-C
					3	11/16	
15	8 3/4	4 19/32	6 1/4	6 13/32	6	11/16	C8TZ 1126-B
15	8 3/4	5 3/8	6 1/2	7 3/8	6		★C8TZ 1126-G
							r/bC8TZ 1126-H



**BUY IT NOW!**

Click Here To Order



COPYRIGHT © 1979—

FORD MOTOR  
COMPANY

—DEARBORN, MICHIGAN

NEW ISSUE

1973/79  
TRUCK SERIES 100/500

SIZE CHART							PART NUMBER
A	B	C	D	E	F		
DRUM INSIDE DIA. (INCHES)	DRUM BOLT CIRCLE (INCHES)	BRAKE SURFACE WIDTH (INCHES)	MOUNTING DIA. (INCHES)	OVERALL DEPTH (INCHES)	DRUM MOUNTING HOLES NO.	DIA. (INCHES)	
1125-6	DRUM (BRAKE) — Cont'd						
REAR DRUM-DISC WHEEL							
15	8 3/4	5 1/2	6 1/4	7 3/32	6	13/16	C8TZ 1126-H
15	8 3/4	5 1/2	6 1/2	7 7/32	6	13/16	C8TZ 1126-E
11.0	5 1/2	2 43/64	2 7/8	3 13/16	5	9/16	D6TZ 1126-A


**100% SATISFACTION GUARANTEED**

**BUY IT NOW!**


**Click Here To Order**

PayPal   Discover   MasterCard   VISA

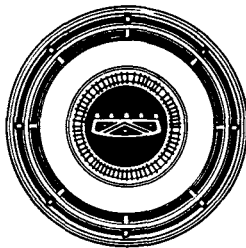
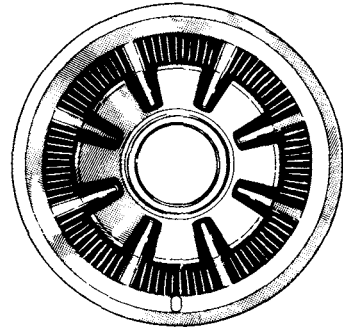
1130 CAP OR COVER (WHEEL HUB)



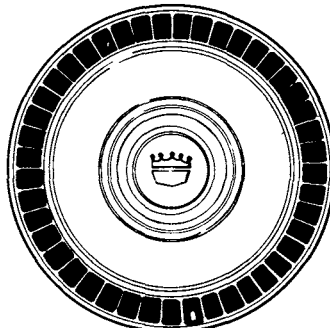
TYPE 1




TYPE 2



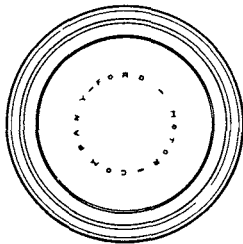
TYPE 4




TYPE 5



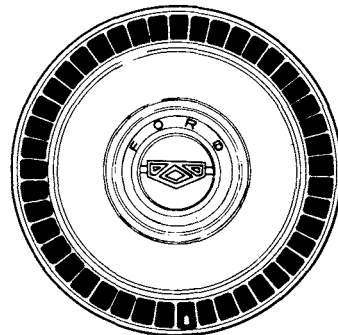
TYPE 6



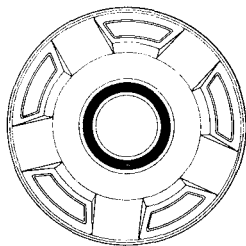
TYPE 7




TYPE 8



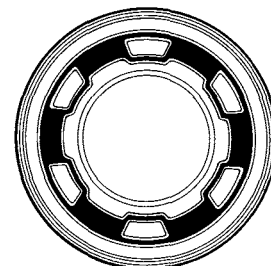
TYPE 9



TYPE 10



TYPE 11



TYPE 12

P-10427

TRUCK WHEEL COVERS (1of2)

COPYRIGHT © 1979—

FORD MOTOR  
COMPANY

—DEARBORN, MICHIGAN

NEW ISSUE



**BUY IT NOW!**


**Click Here To Order**




1973/79  
TRUCK SERIES 100/500

1130

CAP OR COVER (WHEEL HUB)



TYPE 13



TYPE 14

P-15185

**100% SATISFACTION GUARANTEED**

**BUY IT NOW!**

**Click Here To Order** 

1973 APPLICATION CHART

MODEL/RESTRICTIONS	TYPE	PART NUMBER	DESCRIPTION	QTY.
<b>1130 CAP OR COVER (WHEEL HUB)</b>				
<b>E SERIES</b>				
E100	8	C8UZ 1130-C	13 3/4" diameter—stainless and black	4
E100/200	4	C7TZ 1130-G	10 1/2" diameter—argent and black	4
E100/200	4	C8AZ 1130-D	10 1/2" diameter—stainless and black	4
E100/200	7	D3TZ 1130-A	10 7/32" diameter—argent—Ford Motor Co. in center	4
E100/200	7	D3TZ 1130-B	10 7/32" diameter—bright finish—Ford Motor Co. in center	4
E200	5	D2AZ 1130-J	15 1/8" diameter—46 depressions—imprinted "FORD"—Ford crest in center—brush finish	4
E300	2	C8UZ 1130-A	11 3/4" diameter—argent and black	4
E300	2	C8UZ 1130-B	11 3/4" diameter—stainless and black	4
E300 -- 16.5" wheels also require 1210 trim ring	5	D2AZ 1130-J	15 1/8" diameter—46 depressions—imprinted "FORD"—Ford crest in center—brush finish	4
<b>F SERIES</b>				
F100 -- 2/W/D	6	D2TZ 1130-A	16 9/32" diameter—simulated mag.	4
F100 -- 2/W/D	5	D2AZ 1130-J	15 1/8" diameter—46 depressions—imprinted "FORD"—Ford crest in center—brush finish	4
F100/150 -- 2/W/D	7	D3TZ 1130-A	10 7/32" diameter—argent—Ford Motor Co. in center	4
F100/150 -- 2/W/D	7	D3TZ 1130-B	10 7/32" diameter—bright finish—Ford Motor Co. in center	4
F100/150 -- 4/W/D	3	C7TZ 1130-H	15" diameter—front wheels	2
F100/150 -- 4/W/D	1	C6AZ 1130-G	15" diameter—rear wheels	2
F250 -- 2/W/D	2	C8UZ 1130-A	11 3/4" diameter—argent and black	4
F250 -- 2/W/D	2	C8UZ 1130-B	11 3/4" diameter—stainless and black	4
F250 -- 4/W/D		1130	Not available	
F250/350 -- 2/W/D -- 16.5" wheels also required 1210 trim ring	5	D2AZ 1130-J	15 1/8" diameter—46 depressions—imprinted "FORD"—Ford crest in center—brush finish	4
F350	2	C7TZ 1130-A	11 3/4" diameter—argent and black	4
F350	2	C7TZ 1130-B	11 3/4" diameter—stainless and black	4
<b>P SERIES</b>				
P350/400	2	C7TZ 1130-A	11 3/4" diameter—argent and black	4
P350/400	2	C7TZ 1130-B	11 3/4" diameter—stainless and black	4

1974 APPLICATION CHART

MODEL/RESTRICTIONS	TYPE	PART NUMBER	DESCRIPTION	QTY.
<b>1130 CAP OR COVER (WHEEL HUB) — Cont'd</b>				
<b>E SERIES</b>				
E100	8	C8UZ 1130-C	13 3/4" diameter—stainless and black	4
E100/200	4	C7TZ 1130-G	10 1/2" diameter—argent and black	4
E100/200	4	C8AZ 1130-D	10 1/2" diameter—stainless and black	4
E100/200	7	D3TZ 1130-A	10 7/32" diameter—argent—Ford Motor Co. in center	4
E100/200	7	D3TZ 1130-B	10 7/32" diameter—bright finish—Ford Motor Co. in center	4
E200	5	D2AZ 1130-J	15 1/8" diameter—46 depressions—imprinted "FORD"—Ford crest in center—brush finish	4
E300	2	C8UZ 1130-A	11 3/4" diameter—argent and black	4
E300	2	C8UZ 1130-B	11 3/4" diameter—stainless and black	4
E300 -- 16.5" wheels also require 1210 trim ring	5	D2AZ 1130-J	15 1/8" diameter—46 depressions—imprinted "FORD"—Ford crest in center—brush finish	4
<b>F SERIES</b>				
F100 -- 2/W/D "Before Ser. U80,001"	6	D2TZ 1130-A	16 9/32" diameter—simulated mag—5 argent depressions	4
F100 -- 2/W/D "From Ser. U80,001"	6	D5TZ 1130-A	16 9/32" diameter—simulated mag—5 gold depressions	4
F100 -- 2/W/D	5	D2AZ 1130-J	15 1/8" diameter—46 depressions—imprinted "FORD"—Ford crest in center—brush finish	4
F100/150 -- 2/W/D	6	D5TZ 1130-B	16 9/32" diameter—simulated mag—5 black depressions	4

COPYRIGHT © 1979—

FORD MOTOR  
COMPANY

—DEARBORN, MICHIGAN

NEW ISSUE



**BUY IT NOW!**

Click Here To Order



1973/79  
TRUCK SERIES 100/500

1974 APPLICATION CHART

MODEL/RESTRICTIONS	TYPE	PART NUMBER	DESCRIPTION	QTY.
<b>1130 CAP OR COVER (WHEEL HUB) — Cont'd</b>				
<b>F SERIES</b>				
F100/150 -- 2/W/D	7	D3TZ 1130-A	10 7/32" diameter—argnt—Ford Motor Co. in center	4
F100/150 -- 2/W/D	7	D3TZ 1130-B	10 7/32" diameter—bright finish Ford Motor Co. in center	4
F100/150 -- 4/W/D	3	C7TZ 1130-H	15" diameter—front wheels	2
F100/150 -- 4/W/D	1	C6AZ 1130-G	15" diameter—rear wheels	2
F250 -- 2/W/D	2	C8UZ 1130-A	11 3/4" diameter—argnt and black	4
F250 -- 2/W/D	2	C8UZ 1130-B	11 3/4" diameter—stainless and black	4
F250 -- 4/W/D		1130	Not available	4
F250/350 -- 2/W/D -- 16.5" wheels also require 1210 trim ring	5	D2AZ 1130-J	15 1/8" diameter—46 depressions—imprinted "FORD"—Ford crest in center—brush finish	4
F350	2	C7TZ 1130-A	11 3/4" diameter—argnt and black	4
F350	2	C7TZ 1130-B	11 3/4" diameter—stainless and black	4
<b>P SERIES</b>				
P350/400	2	C7TZ 1130-A	11 3/4" diameter—argnt and black	4
P350/400	2	C7TZ 1130-B	11 3/4" diameter—stainless and black	4

1975 APPLICATION CHART

MODEL/RESTRICTIONS	TYPE	PART NUMBER	DESCRIPTION	QTY.
<b>1130 CAP OR COVER (WHEEL HUB) — Cont'd</b>				
<b>E SERIES</b>				
E100/150	9	D5UZ 1130-A	15 1/8" diameter—46 depressions—Ford crest in center—brush finish	4
E100/150	7	D3TZ 1130-A	10 7/32" diameter—argnt—Ford Motor Co. in center	4
E100/150	7	D3TZ 1130-B	10 7/32" diameter—bright finish—Ford Motor Co. in center	4
E250/350	7	D5UZ 1130-B	11 23/32" diameter—argnt—imprinted "FORD" in center 3 times	4
E250/350	7	D5UZ 1130-C	11 23/32" diameter—stainless—imprinted "FORD" in center 3 times	4
E250/350 -- 16.5" wheels also require 1210 trim ring	9	D5UZ 1130-A	15 1/8" diameter—46 depressions—Ford crest in center—brush finish	4
<b>F SERIES</b>				
F100/150 -- 2/W/D	6	D5TZ 1130-A	16 9/32" diameter—simulated mag.—5 gold depressions	4
F100/150 -- 2/W/D	6	D5TZ 1130-B	16 9/32" diameter—simulated mag.—5 black depressions	4
F100/150 -- 2/W/D	5	D2AZ 1130-J	15 1/8" diameter—46 depressions—imprinted "FORD"—Ford crest in center—brush finish	4
F100/150 -- 2/W/D	7	D3TZ 1130-A	10 7/32" diameter—argnt—Ford Motor Co. in center	4
F100/150 -- 2/W/D	7	D3TZ 1130-B	10 7/32" diameter—bright finish—Ford Motor Co. in center	4
F100/150 -- 2/W/D	1	C6AZ 1130-G	15" diameter—Ford crest in center	4
F100/150 -- 4/W/D	3	C7TZ 1130-H	15" diameter—Front wheels	2
F100/150 -- 4/W/D	1	C6AZ 1130-G	15" diameter—rear wheels	2
F250 -- 2/W/D	2	C8UZ 1130-A	11 3/4" diameter—argnt and black	4
F250 -- 2/W/D	2	C8UZ 1130-B	11 3/4" diameter—stainless and black	4
F250 -- 2/W/D	7	D0AZ 1130-H	10 7/32" diameter—bright finish—Ford Motor Co. in center	4
F250 -- 4/W/D -- part time		1130	Not available	
F250 -- 4/W/D -- full time	2	C7TZ 1130-B	11 3/4" diameter—stainless and black	4
F250/350 -- 2/W/D	6	D5TZ 1130-B	16 9/32" diameter—simulated mag.—5 black depressions	4
F250/350 -- 2/W/D -- 16.5" wheels also require 1210 trim ring	5	D2AZ 1130-J	15 1/8" diameter—46 depressions—imprinted "FORD"—Ford crest in center—brush finish	4
F350	2	C7TZ 1130-A	11 3/4" diameter—argnt and black	4
F350	2	C7TZ 1130-B	11 3/4" diameter—stainless and black	4
F350	7	D0AZ 1130-H	10 7/32" diameter—bright finish—Ford Motor Co. in center	4
<b>P SERIES</b>				
P350/400	2	C7TZ 1130-A	11 3/4" diameter—argnt and black	4
P350/400	2	C7TZ 1130-B	11 3/4" diameter—stainless and black	4



**BUY IT NOW!**

Click Here To Order



1973/79  
TRUCK SERIES 100/500

**1976 APPLICATION CHART**

MODEL/RESTRICTIONS	TYPE	PART NUMBER	DESCRIPTION	QTY.
<b>1130 CAP OR COVER (WHEEL HUB) — Cont'd</b>				
<b>E SERIES</b>				
E100/150	7	D3TZ 1130-A	10 7/32" diameter—argent—Ford Motor Co. in center	4
E100/150	7	D3TZ 1130-B	10 7/32" diameter—bright finish—Ford Motor Co. in center	4
E100/150	6	D7TZ 1130-F	16 1/4" diameter—simulated mag.—black	4
E100/350	9	D6UZ 1130-A	15 1/8" diameter—embossed "FORD"—Ford crest in center	4
E250/350	7	D5UZ 1130-B	11 23/32" diameter—argent—imprinted "FORD" in center 3 times	4
E250/350	7	D5UZ 1130-C	11 23/32" diameter—stainless—imprinted "FORD" in center 3 times	4
<b>F SERIES</b>				
F100/150 -- 2/W/D	6	D5TZ 1130-A	16 9/32" diameter—simulated mag.—5 gold depressions	4
F100/150 -- 2/W/D	6	D5TZ 1130-B	16 9/32" diameter—simulated mag.—5 black depressions	4
F100/150 -- 2/W/D	5	D2AZ 1130-J	15 1/8" diameter—imprinted "FORD"—Ford crest in center—brush finish	4
F100/150 -- 2/W/D	7	D3TZ 1130-A	10 7/32" diameter—argent—Ford Motor Co. in center	4
F100/150 -- 2/W/D	7	D3TZ 1130-B	10 7/32" diameter—bright finish—Ford Motor Co. in center	4
F100/350 -- 2/W/D	9	D6TZ 1130-A	15 1/8" diameter—Ford crest in center—embossed "FORD"	4
F100/350 -- 2/W/D	9	D6TZ 1130-B	15 1/8" diameter—Ford crest in center—embossed "FORD" in tan ring	4
F100/350 -- 2/W/D	9	D6TZ 1130-C	15 1/8" diameter—Ford crest in center—embossed "FORD" in tan metallic ring	4
F100/350 -- 2/W/D	9	D6TZ 1130-D	15 1/8" diameter—Ford crest in center—embossed "FORD" in white ring	4
F100/150 -- 2/W/D	6	D7TZ 1130-F	16 1/4" diameter—simulated mag.—black	4
F100/150 -- 4/W/D	3	C7TZ 1130-H	15" diameter—front wheels	2
F100/150 -- 4/W/D	1	C6AZ 1130-G	15" diameter—rear wheels	2
F250 -- 2/W/D	2	C8UZ 1130-A	11 3/4" diameter—argent and black	4
F250 -- 2/W/D	2	C8UZ 1130-B	11 3/4" diameter—stainless and black	4
F250 -- 2/W/D	7	D0AZ 1130-H	10 7/32" diameter—bright finish—Ford Motor Co. in center	4
F250 -- 4/W/D -- part time		1130	Not available	
F250 -- 4/W/D -- full time	2	C7TZ 1130-B	11 3/4" diameter—stainless and black	4
F250/350 -- 2/W/D -- 16.5" wheels also require 1210 trim ring	5	D2AZ 1130-J	15 1/8" diameter—46 depressions—imprinted "FORD"—Ford crest in center—brush finish	4
F250/350 -- 2/W/D	6	D5TZ 1130-B	16 9/32" diameter—simulated mag.	4
F350	2	C7TZ 1130-A	11 3/4" diameter—argent and black	4
F350	2	C7TZ 1130-B	11 3/4" diameter—stainless and black	4
F350	7	D0AZ 1130-H	10 7/32" diameter—bright finish—Ford Motor Co. in center	4
<b>P SERIES</b>				
P350/400	2	C7TZ 1130-A	11 3/4" diameter—argent and black	4
P350/400	2	C7TZ 1130-B	11 3/4" diameter—stainless and black	4



**BUY IT NOW!**

**Click Here To Order**



COPYRIGHT © 1979—

FORD MOTOR  
COMPANY

—DEARBORN, MICHIGAN

**NEW ISSUE**

1973/79  
TRUCK SERIES 100/500

1977 APPLICATION CHART

MODEL/RESTRICTIONS	TYPE	PART NUMBER	DESCRIPTION	QTY.
<b>1130 CAP OR COVER (WHEEL HUB) — Cont'd</b>				
<b>E SERIES</b>				
E100/150	7	D3TZ 1130-A	10 7/32" diameter—argent—Ford Motor Co. in center	4
E100/150	10	D7TZ 1130-A	10 13/16" diameter—5 openings—black ring in center	4
E100/150	6	D7TZ 1130-F	16 1/4" diameter—simulated mag.—black	4
E100/150	6	D7TZ 1130-G	16 1/4" diameter—simulated mag.—red	4
E100/150	6	D7TZ 1130-H	16 1/4" diameter—simulated mag.—tan	4
E100/150	6	D7TZ 1130-J	16 1/4" diameter—simulated mag.—white	4
E100/150	11	D7TZ 1130-K	7 1/8" diameter—center ornament for styled wheels	4
		386211-S45B	(UU-58-J)—screw—ornament to wheel—use with 1A100 anchor	12
E100/350	9	D6UZ 1130-A	15 1/8" diameter—embossed "FORD"—Ford crest in center	4
E250/350	7	D5UZ 1130-B	11 23/32" diameter—argent—imprinted "FORD" in center 3 times	4
E250/350	7	D5UZ 1130-C	11 23/32" diameter—stainless—imprinted "FORD" in center 3 times	4
<b>F SERIES</b>				
F100/150 -- 2/W/D	6	D5TZ 1130-A	16 9/32" diameter—simulated mag.—5 gold depressions	4
F100/150 -- 2/W/D	6	D5TZ 1130-B	16 9/32" diameter—simulated mag.—5 black depressions	4
F100/150 -- 2/W/D	5	D2AZ 1130-J	15 1/8" diameter—46 depressions—imprinted "FORD"—Ford crest in center—brush finish	4
F100/150 -- 2/W/D	7	D3TZ 1130-A	10 7/32" diameter—argent—Ford Motor Co. in center	4
F100/150 -- 2/W/D	10	D7TZ 1130-A	10 13/16" diameter—5 openings—black ring in center	4
F100/150 -- 2/W/D	6	D7TZ 1130-F	16 1/4" diameter—simulated mag.—black	4
F100/150 -- 2/W/D	6	D7TZ 1130-G	16 1/4" diameter—simulated mag.—red	4
F100/150 -- 2/W/D	6	D7TZ 1130-H	16 1/4" diameter—simulated mag.—tan	4
F100/150 -- 2/W/D	6	D7TZ 1130-J	16 1/4" diameter—simulated mag.—white	4
F100/150 -- 2/W/D	11	D7TZ 1130-K	7 1/8" diameter—center ornament for styled wheels	4
		386211-S45B	(UU-58-J)—screw—ornament to wheel—use with 1A100 anchor	12
F100/350 -- 2/W/D	9	D6TZ 1130-A	15 1/8" diameter—Ford crest in center—embossed "FORD"	4
F100/350 -- 2/W/D	9	D6TZ 1130-B	15 1/8" diameter—Ford crest in center—embossed "FORD" in tan ring	4
F100/350 -- 2/W/D	9	D6TZ 1130-C	15 1/8" diameter—Ford crest in center—embossed "FORD" in tan metallic ring	4
F100/350 -- 2/W/D	9	D6TZ 1130-D	15 1/8" diameter—Ford crest in center—embossed "FORD" in white ring	4
F150 -- 4/W/D -- part time	3	C7TZ 1130-H	15" diameter—front wheels	2
F150 -- 4/W/D	1	C6AZ 1130-G	15" diameter—rear wheels	2
F150 -- 2/W/D	1	C6AZ 1130-G	15" diameter	4
F150 -- 4/W/D -- part time	10	D7TZ 1130-B	10 3/4" diameter—5 openings black ring in center—front wheels	2
F150 -- 4/W/D -- part time	10	D7TZ 1130-A	10 3/4" diameter—5 openings—black ring in center—rear wheels	2
F150 -- 4/W/D -- full time			Front and rear wheels	4
F150 -- 4/W/D -- part time	6	D7TZ 1130-E	16 1/4" diameter—simulated mag.—front wheels	2
F150 -- 4/W/D -- part time	6	D7TZ 1130-F	16 1/4" diameter—simulated mag.—rear wheels	2
F150 -- 4/W/D -- full time	6		Front and rear wheels	4
F150 -- 4/W/D -- part time	6	D7TZ 1130-L	7 1/8" diameter—center ornament for styled wheels—Front wheels	2
F150 -- 4/W/D -- part time	6	D7TZ 1130-K	7 1/8" diameter—center ornament for styled wheels—rear wheels	2
F150 -- 4/W/D -- full time			Front and rear wheels	4



**BUY IT NOW!**

**Click Here To Order**



1973/79  
TRUCK SERIES 100/500

SECTION 11 13

**1977 APPLICATION CHART**

MODEL/RESTRICTIONS	TYPE	PART NUMBER	DESCRIPTION	QTY.
<b>1130 CAP OR COVER (WHEEL HUB) — Cont'd</b>				
<b>F SERIES</b>				
F150 -- 4/W/D		386211-S45B	(UU-58-J)-screw-ornament to wheel-use with 1A100 anchor	12
F250 -- 2/W/D	2	C8UZ 1130-A	11 3/4" diameter-argent and black	4
F250 -- 2/W/D	2	C8UZ 1130-B	11 3/4" diameter-stainless and black	4
F250 -- 4/W/D -- full time	2	C7TZ 1130-B	11 3/4" diameter-stainless and black	4
F250 -- 4/W/D -- part time		1130	Not available	
F350	2	C7TZ 1130-A	11 3/4" diameter-argent and black	4
F350	2	C7TZ 1130-B	11 3/4" diameter-stainless and black	4
<b>P SERIES</b>				
P350/400	2	C7TZ 1130-A	11 3/4" diameter-argent and black	4
P350/400	2	C7TZ 1130-B	11 3/4" diameter-stainless and black	4

**1978 APPLICATION CHART**

MODEL/RESTRICTIONS	TYPE	PART NUMBER	DESCRIPTION	QTY.
<b>1130 CAP OR COVER (WHEEL HUB) — Cont'd</b>				
<b>E SERIES</b>				
E100/150	7	D3TZ 1130-A	10 7/32" diameter-argent-Ford Motor Co. in center	4
E100/150	10	D7TZ 1130-A	10 13/16" diameter-5 openings-black ring in center	4
E100/150	6	D7TZ 1130-F	16 1/4" diameter-simulated mag.-black	4
E100/150	6	D7TZ 1130-J	16 1/4" diameter-simulated mag.-white	4
E100/150	11	D7TZ 1130-K	7 1/8" diameter-center ornament for styled wheels	4
		386211-S45B	(UU-58-J)-screw-ornament to wheel-use with 1A100 anchor	12
E100/350	9	D6UZ 1130-A	15 1/8" diameter-embossed "FORD"- Ford crest in center	4
E250/350	7	D5UZ 1130-B	11 23/32" diameter-argent-imprinted "FORD" in center 3 times	4
E250/350	12	D8TZ 1130-C	12 5/16" diameter-bright aluminum-black ring	4
E250/350	12	D8TZ 1130-D	12 5/16" diameter-matte finish-black ring	4
<b>F SERIES</b>				
F100/150 -- 2/W/D	10	D7TZ 1130-A	10 13/16" diameter-5 openings-black ring in center	4
F100/150 -- 2/W/D	11	D7TZ 1130-K	7 1/8" diameter-center ornament for styled wheels	4
		386211-S45B	(UU-58-J)-screw-ornament to wheel-use with 1A100 anchor	12
F100/350 -- 2/W/D	9	D6TZ 1130-A	15 1/8" diameter-Ford crest in center-embossed "FORD"	4
F150 -- 4/W/D -- part time	10	D7TZ 1130-B	10 3/4" diameter-5 openings-black ring in center-front wheels	2
F150 -- 4/W/D -- part time	10	D7TZ 1130-A	10 3/4" diameter-5 openings-black ring in center-rear wheels	2
F150 -- 4/W/D -- full time	10		Front and rear wheels	4
F150 -- 4/W/D -- part time	6	D7TZ 1130-E	16 1/4" diameter -simulated mag.-front wheels	2
F150 -- 4/W/D -- part time	6	D7TZ 1130-F	16 1/4" diameter -simulated mag.-rear wheels	2
F150 -- 4/W/D -- full time	6		Front and rear wheels	4
F150 -- 4/W/D -- part time	11	D7TZ 1130-L	7 1/8" diameter -center ornament for styled wheels-Front wheels	2
F150 -- 4/W/D -- part time	11	D7TZ 1130-K	7 1/8" diameter -center ornament for styled wheels-rear wheels	2
F150 -- 4/W/D -- full time	11		Front and rear wheels	4
		386211-S45B	(UU-58-J)-screw-ornament to wheel-use with 1A100 anchor	12
F250/350 -- 2/W/D	12	D8TZ 1130-C	12 5/16" diameter-bright aluminum-black ring	4
F250/350 -- 2/W/D	12	D8TZ 1130-D	12 5/16" diameter-matte finish-black ring	4
F250 -- 4/W/D -- part time		1130	Not available	



**BUY IT NOW!**

**Click Here To Order**



COPYRIGHT © 1980—

FORD MOTOR  
COMPANY

—DEARBORN, MICHIGAN

CHANGE 1

1973/79  
TRUCK SERIES 100/500

**1978 APPLICATION CHART**

MODEL/RESTRICTIONS	TYPE	PART NUMBER	DESCRIPTION	QTY.
<b>1130 CAP OR COVER (WHEEL HUB) — Cont'd</b>				
<b>F SERIES</b>				
F250 -- 4/W/D -- Full time	2	C7TZ 1130-A	11 3/4" diameter —argent and black	4
F250 -- 4/W/D -- Full time	12	D8TZ 1130-C	12 5/16" diameter —bright aluminum—black ring	4
F250 -- 4/W/D -- Full time	12	D8TZ 1130-D	12 5/16" diameter —matte finish—black ring	4
F350	2	C7TZ 1130-A	11 3/4" diameter—argent and black	4
F350	2	C7TZ 1130-B	11 3/4" diameter—stainless and black	4

**1979 APPLICATION CHART**

MODEL/RESTRICTIONS	TYPE	PART NUMBER	DESCRIPTION	QTY.
<b>1130 CAP OR COVER (WHEEL HUB) — Cont'd</b>				
<b>E SERIES</b>				
E100/150	7	D3TZ 1130-A	10 7/32" diameter—argent—Ford Motor Co. in center	4
E100/150	10	D7TZ 1130-A	10 3/4" diameter—5 openings—black ring in center	4
E100/150	6	D7TZ 1130-F	16 1/4" diameter—simulated mag.—black	4
E100/150	6	D7TZ 1130-J	16 1/4" diameter—simulated mag.—white	4
E100/150	11	D7TZ 1130-K	7 1/8" diameter—center ornament for styled wheels	4
		386211-S45B	(UU-58-J)—screw—ornament to wheel—use with 1A100 anchor	12
E100/150	13	D9TZ 1130-A	16 1/4" diameter—mag type	4
E250/350	7	D5UZ 1130-B	11 23/32" diameter—argent—imprinted "FORD" in center 3 times	4
E250/350	12	D8TZ 1130-C	12 5/16" diameter—bright aluminum—black ring	4
E250/350	12	D8TZ 1130-D	12 5/16" diameter—matte finish—black ring	4
<b>F SERIES</b>				
F100/150 -- 2/W/D	10	D7TZ 1130-A	10 3/4" diameter—5 openings—black ring in center	4
F100/150 -- 2/W/D	11	D7TZ 1130-K	7 1/8" diameter—center ornament for styled wheels	4
		386211-S45B	(UU-58-J)—screw—ornament to wheel—use with 1A100 anchor	12
F100/150 -- 2/W/D	13	D9TZ 1130-A	16 1/4" diameter—mag type	4
F100/350 -- 2/W/D	9	D6TZ 1130-A	15 1/8" diameter—Ford crest in center—embossed "FORD"	4
F150 -- 4/W/D -- part time	10	D7TZ 1130-B	10 3/4" diameter —5 openings—black ring in center—front wheels	2
F150 -- 4/W/D -- part time	10	D7TZ 1130-A	10 3/4" diameter —5 openings—black ring in center—rear wheels	2
F150 -- 4/W/D -- full time	10		Front and rear wheels	4
F150 -- 4/W/D -- part time	6	D7TZ 1130-E	16 1/4" diameter —simulated mag.—front wheels	2
F150 -- 4/W/D -- part time	6	D7TZ 1130-F	16 1/4" diameter —simulated mag.—rear wheels	2
F150 -- 4/W/D -- full time	6		Front and rear wheels	4
F150 -- 4/W/D -- part time	11	D7TZ 1130-L	7 1/8" diameter —center ornament for styled wheels—front wheels	2
F150 -- 4/W/D -- part time	11	D7TZ 1130-K	7 1/8" diameter —center ornament for styled wheels—rear wheels	2
F150 -- 4/W/D -- full time	11		Front and rear wheels	4
		386211-S45B	(UU-58-J)—screw—ornament to wheel—use with 1A100 anchor	12
F150 -- 4/W/D -- part time	14	D9TZ 1130-B	16 1/4" diameter—mag type—front wheels	2
F150 -- 4/W/D -- part time	13	D9TZ 1130-A	16 1/4" diameter—mag type—rear wheels	2
F150 -- 4/W/D -- full time	13		Front and rear wheels	4
F250/350 -- 4/W/D -- part time		1130	Not available	
F250/350 -- 4/W/D -- full time	2	C7TZ 1130-A	11 3/4" diameter— argent and black	4
F250/350 -- 4/W/D -- full time	12	D8TZ 1130-D	12 5/16" diameter— bright aluminum—black ring	4
F250/350 -- 4/W/D -- full time	12	D8TZ 1130-C	12 5/16" diameter— matte finish—black ring	4
F250/350 -- 2/W/D	12	D8TZ 1130-C	12 5/16" diameter—bright aluminum— black ring	4
F250/350 -- 2/W/D	12	D8TZ 1130-D	12 5/16" diameter—matte finish—black ring	4



**BUY IT NOW!**

**Click Here To Order**



**1973/79  
TRUCK SERIES 100/500**

YEAR	MODEL/RESTRICTIONS	PART NUMBER	DESCRIPTION	QTY.			
<b>1131 CAP (FRONT HUB GREASE) - Refer to Front Axle Parts lists Section 30 for F100/250 4/W/D</b>							
73/	E100/250	LF 1131-A	1 31/32" O.D.-push-on type	2			
73/	E300/350	C8TZ 1131-A	2 1/2" O.D.-push-on type	2			
73/	F100/150 (4 x 2) F250 (4 x 2) w/reg. cab	LF 1131-A	1 31/32" O.D.	2			
73/	F250 (4 x 2) exc. reg. cab F350	C8TZ 1131-A	2 1/2" O.D.	2			
73/76	M-P450/500	DOTZ 1131-A	2 7/8" O.D.-push-on type	2			
73/76	P350/400 -- w/single rear wheels	A8TZ 1131-B	2 1/4" O.D.-1 7/16" deep-push-on type	2			
<b>1132-3 NUT (DUAL REAR DISC WHEEL INNER)</b>							
73/77	B-F-P500	BB 1132	R.H. thread-stamped "R"-3/4"-16 and 1 1/8"-16-2 1/8" long	5			
		BB 1133	L.H. thread-stamped "L"-3/4"-16 and 1 1/8"-16-2 1/8" long	5			
<b>1134-5 NUT (DUAL REAR DISC WHEEL OUTER)</b>							
73/77	B-F-P500	BB 1134	R.H. thread-stamped "R"-1 1/8"-16	5			
		BB 1135	L.H. thread-stamped "L"-1 1/8"-16	5			
<b>1137 APPLIQUE (WHEEL COVER)</b>							
77/	E-F100/150	D7TZ 1137-A	Use with D7TZ 1130-K	AR			
74/77	F100/150	D5TZ 1137-A	Use with D5TZ 1130-A	AR			
<b>1142 ADAPTER (REAR AXLE SHAFT STUD)-Also refer to Front Axle Parts List Section 30, page 1</b>							
73/	B-F250/500, P350/500 -- 5.2M, 7.4M, 13M, 15M axles	BB 1142-B	27/64" I.D. x 3/4" O.D. x 13/16" long	AR			
<b>1151 STUD (DRIVE FLANGE REAR AXLE SHAFT)</b>							
73/	B-F250/500, P350/500	B7TZ 1151-B	7/16"-14-7/16"-20 x 2"	AR			
<b>1151 BOLT (FRONT WHEEL BRAKE DRUM)</b>							
73/76	P400 -- w/finned front drums and dual rear wheels	D3TZ 1151-B	1/2"-20 x 1 5/16" long	AR			
<b>1153 GASKET (FRONT WHEEL HUB and GREASE CAP)</b>							
73/77	B-F-/500	TGAA 1153-A	Grease cap-3" L.D.-4 holes	2			
73/76	M450/500			2			
<b>1165 Refer to group 2240</b>							
I.D. (INCHES)	O.D. (INCHES)	THICKNESS (INCHES)	PART NUMBER	I.D. (INCHES)	O.D. (INCHES)	THICKNESS (INCHES)	PART NUMBER
<b>1175 RETAINER (REAR WHEEL GREASE)- For model usage refer to Rear Hub and Drum chart in Section 11.2 and Rear Axle Parts List Section 40, page 1</b>							
2 1/2	3	1/2	D8TZ 1175-A				
2 1/2	3 5/8		C9TZ 1175-A	2 7/8	4 5/32		C9TZ 1175-B
				1 5/16	1 5/8	5/32	D6TZ 1175-B
2 1/2	3 5/8		C9TZ 1175-C	2 7/8	3 7/8	5/8	D5UZ 1175-B
2 1/4	2 3/4	17/32	D6TZ 1175-A	2 1/2	3 5/8	29/64	C9TZ 1175-C
2 1/2	3 21/32	11/16	D5UZ 1175-A	3 3/16	4 3/26	3/4	D6UZ 1175-A
YEAR	MODEL/RESTRICTIONS	PART NUMBER	DESCRIPTION	QTY.			
<b>1175 OIL SEAL KIT (INNER REAR WHEEL) - For model usage refer to Rear Hub and Drum chart in Section 11.2</b>							
		DOTZ 1175-A					
Consists of							
CHICAGO RAWHIDE							
1-C9TA 1173-A	Sleeve	Alternate	NATIONAL SEAL				
1-D3TA 1175-AA	Seal	With	C8TA 1173-B	Sleeve			
1-Instruction sheet			D3TA 1175-BA	Seal			
		DOTZ 1175-B					
Consists of							
CHICAGO RAWHIDE							
1-C9TA 1173-B	Sleeve	Alternate	NATIONAL SEAL				
1-C9TA 1175-G	Seal	With	1-C8TA 1173-D	Sleeve			
1-Instruction sheet			1-C9TA 1175-H	Seal			



**BUY IT NOW!**

**Click Here To Order**



1973/79  
TRUCK SERIES 100/500

YEAR	MODEL/RESTRICTIONS	PART NUMBER	DESCRIPTION	QTY.
1175	OIL SEAL KIT (INNER REAR WHEEL) - For model usage refer to Rear Hub and Drum chart in Section 11.2			
		DOHZ 1175-A	Use w/Stemco-wet type seals-	
Consists of				
	1-DOHA 1173-A	Wiper-Stemco #1064	1-Instruction Sheet	
	1-DOHA 1175-A	Retainer-Stemco #2072		
		DOHZ 1175-B	Use w/Stemco-wet type seals-	
Consists of				
	1-DOHA 1173-B	Wiper-Stemco #1062	1-Instruction sheet	
	1-DOHA 1175-B	Retainer-Stemco #2057		

1177 SEAL (REAR WHEEL BEARING OIL INNER)-Also refer to Rear Axle Parts List Section 40, page 1				
73	E100	C9UZ 1177-A	1 3/8" I.D. x 2 3/8" O.D.	2
74	E100	C9AZ 1177-A	1 1/2" I.D. x 2 1/2" O.D.	2
73	E200, F100 -- 3.3M axle	C9AZ 1177-A	1 1/2" I.D. x 2 1/2" O.D.	2
74	E150/200	D4AZ 1177-A	1 55/64 I.D. x 3 9/64 O.D.	2
73/74	E300		Refer to 1109 Hub and Drum Chart-for group 1175	
73/74	F100/150 -- 3.6M axle	C9VY 1177-A	1 19/32" I.D. x 2 1/2" O.D.	2
74	F100/150 -- 3.3M axle	D4AZ 1177-A	1 55/64 I.D. x 3 9/64 O.D.	2
77/	F100/150-Dana 44 axle	C8TZ 1177-A	1 1/2" I.D. x 2 1/2" O.D x 5/16" thick	2
75/	E-F100/150 -- Sterling axles	C9AZ 1177-A	Sealed ball bearing - 1 1/2" I.D. x 2 1/2" O.D.	2
75/	E-F100/150 - Sterling axles	D4AZ 1177-A	Tapered roller bearing - 1 55/64" I.D. x 3 9/64" O.D.	2

1180 RETAINER (REAR WHEEL BEARING INNER)-Also refer to Rear Axle Parts List Section 40, page 1				
73/	E100	B9AZ 1180-A	1 3/8" I.D. x 2" O.D.	2
73	E200 -- 3.3M axle	C9AZ 1180-A	1 17/32" I.D. x 2 7/16" O.D.	2
74/	E150/200 -- 3.3M axle	D4AZ 1180-A	1 9/16" I.D. x 2 9/32" O.D. x 23/32" thick	2
73/	F100/150 -- 3.3M, 3.6M axles		w/roller bearing	2
76/	E-F100/150	D3TZ 1180-A	1 17/32" I.D. x 2 3/8" O.D. x 21/32" thick-incl. with D8AZ 1225-B bearing kit (w/9" ring gear)	2
73	F100 -- WDM and WFE-A axles	D3TZ 1180-A	1 17/32" I.D. x 2 3/8" O.D. x 21/32" thick	2
73/	F100/150 -- w/locking axles	D3TZ 1180-B	1 5/8" I.D. x 2 3/8" O.D. x 21/32" thick	2
77/	F100/150-- Dana 44 axle	★1180	(Served in 4234 axle shaft assy.)	

I.D. (INCHES)	O.D. (INCHES)	THICKNESS (INCHES)	PART NUMBER	I.D. (INCHES)	O.D. (INCHES)	THICKNESS (INCHES)	PART NUMBER
1190 RETAINER (FRONT WHEEL HUB GREASE)							
For model usage refer to Front Hub and Drum chart in Section 11.1							
NOTE 1- Parts marked C9TA 1175-A1, A2 and A3 are alternate.							
Thickness: C9TA 1175-A1 1/2", C9TA 1175-A2 15/32", C9TA 1175-A3 7/16"							
1 15/16"	3 1/32"	21/32"	D3TZ 1190-A	2 1/16"	3"	5/16"	B7TZ 1190-A
				2 1/16"	3"	11/32"	C7TZ 1190-C
				2 1/4"	3 5/16"	5/16"	B7T 1190-A
2"	2 5/8"	1/4, 9/32"	C7TZ 1190-D	2 1/2"	3 5/8"	NOTE 1	C9TZ 1190-A
2 5/16"	3"	5/16"	D5UZ 1190-A	2 3/4"	4 1/32"	1/2"	D0TZ 1190-A

YEAR	MODEL/RESTRICTIONS	PART NUMBER	DESCRIPTION	QTY.
1193 GASKET (FRONT BRAKE GREASE BAFFLE)				
73/77	P500	B7T 1193-A		2
73/77	B-F-500	D0TZ 1193-A		2
73/76	M450-500			2
73/	F100/250 -- 4/W/D-W/M/T	B9C 1193-A		1

I.D. (INCHES)	O.D. (INCHES)	THICKNESS (INCHES)	PART NUMBER	I.D. (INCHES)	O.D. (INCHES)	THICKNESS (INCHES)	PART NUMBER
1195 WASHER (FRONT HUB OUTER BEARING RETAINER)							
For model usage refer to Front Hub and Drum chart in Section 11.1							
3/4"	1 21/32"	3/32"	C2AZ 1195-A	3/4"	1 13/16"	1/8"	B 1195
3/4"	1 21/32"		D3TZ 1195-A	1"	2 1/8"	5/32"	C3TZ 1195-A
				1"	2 11/16"	5/32"	D0TZ 1195-A



**BUY IT NOW!**

**Click Here To Order**



# 1973/79 TRUCK SERIES 100/500

YEAR	MODEL/RESTRICTIONS	PART NUMBER	DESCRIPTION	QTY.
1198	Refer to Front Axle Parts List Section 30			

I.D.	THICKNESS	IDENTIFICATION	PART NUMBER	I.D.	THICKNESS	IDENTIFICATION	PART NUMBER
<b>1201 CONE and ROLLER (FRONT WHEEL BEARING INNER or DIFFERENTIAL BEARING)</b>							
For model usage refer to Front Hub and Drum chart in Section 11.1							
1 1/2"	23/32"	LM 29748	C5TZ 1201-B	1 25/32"	25/32"	LM 603049	B7A 4221-B
1 3/8"	5/8"	L 68149	DOAZ 1201-A	1 25/32"	25/32"	LM102949	C9AZ 4221-A
1 3/8"	1 23/32"	LM 48548	B7C 1201-A	1 25/32"	1"	25590	B7T 1201-A
1 5/8"	25/32"	LM 501349	B7A 4221-A	1 7/8"	1 3/16"	3778	7EQ 4L01
				2"	7/8"	368	C1TZ 1201-A

O.D.	THICKNESS	IDENTIFICATION	PART NUMBER	O.D.	THICKNESS	IDENTIFICATION	PART NUMBER
<b>1202 CUP (FRONT WHEEL BEARING or DIFFERENTIAL BEARING)</b>							
For model usage refer to Front Hub and Drum chart in Section 11.1							
2 5/16"	5/8"	L 68110	DOAZ 1202-A	3 1/16"	19/32"	LM 603011	B7A 4222-B
2 9/16"	35/64"	LM 29710	C1UW 4222-A	3 1/4"	3/4"	25520	C3TZ 1202-B
2 9/16"	35/64"	LM 48510	B7C 1202-A			15245	8A 1202
2 7/8"	3/4"	25820	C3TZ 1202-A	3 15/16"	63/64"	3720	9N 4222
2 7/8"	37/64"	LM 501310	B7A 4222-A	2 7/8"	5/8"	LM102910	C9AZ 4222-A

YEAR	MODEL/RESTRICTIONS	PART NUMBER	DESCRIPTION	QTY.
<b>1210 RING (WHEEL TRIM)</b>				

73/	E-F250/350	D2UZ 1210-A	11 21/32" I.D. x 16 31/32" O.D. Use with 16" 1/2" x 6" wheel	4
73/	E-F250/350	D2TZ 1210-A	11 21/32" I.D. x 17 1/32" Use with 16 1/2" x 6 3/4" wheels	4

I.D.	THICKNESS	IDENTIFICATION	PART NUMBER	I.D.	THICKNESS	IDENTIFICATION	PART NUMBER
<b>1216 CONE and ROLLER (FRONT WHEEL BEARING OUTER)</b>							
For model usage refer to Front Hub and Drum Chart in Section 11.1							
27/32"	23/32"	LM 12649	C3SZ 1216-A	1"	3/4"	15101	C8TZ 1216-A
7/8"	49/64"	1380	AA 1216-A	1 3/8"	31/32"	25877	C3TZ 1216-B
7/8"	21/32"	LM 12749	DOAZ 1216-A	1 5/8"	49/64"	LM 501349	B7A 4221-A
				1 3/4"	25/32"	14125-A	DOTZ 1216-A

O.D.	THICKNESS	IDENTIFICATION	PART NUMBER	O.D.	THICKNESS	IDENTIFICATION	PART NUMBER
<b>1217 CUP (FRONT WHEEL BEARING OUTER)</b>							
For model usage refer to Front Hub and Drum Chart in Section 11.1							
2 23/32"	5/8"	14274	DOTZ 1217-A	2 1/16"	9/16"	1328	AA 1217-A
1 13/16"	21/32"	LM 12710	DOAZ 1217-A	3 15/16"	6 3/64"	3720	9N 4222
1 31/32"	35/64"	LM 12610	C3SZ 1217-A				

YEAR	MODEL/RESTRICTIONS	PART NUMBER	DESCRIPTION	QTY.
<b>1225 BEARING (REAR WHEEL) - Also refer to Rear Drum Chart in Section 11.2</b>				

73/75	E100/150	D3AZ 1225-A	FPP-F-207-KK-incl. C90Z 1180-A retainer- 1 3/8" I.D. x 2 53/64" O.D.	2
76/	E100/150	D8AZ 1225-A	# F-208-HL-1 9/16" I.D. x 3 9/64" O.D.-bearing only	2
73/	E-F100/150 -- exc. Dana axle	D8AZ 1225-B	Ball bearing type-includes 1180 retainer	2
73/	E150/200 -- 3.3M axle	D4AZ 1225-A	Incl. D4AZ 1180-A retainer-tapered roller bearing type-1 9/16" I.D. x 3 5/32" O.D. x 25/32" thick	2
73	F100 -- 3.3M axle	D8AZ 1225-A	# F-208-HL-1 9/16" I.D. x 3 9/64" O.D.-bearing only	2
73	F100 -- 3.6M axle	DOTZ 1225-A	# 1580-incl. C1VV 1180-A retainer- 1 5/8" I.D. x 3 9/64" O.D. x 1 5/64" thick	2
77/	F100/150 (Dana 44 axle)	★1225	(Serviced in 4234 axle shaft assy)	
74/	F100 (exc. Dana 44 axle)	D8AZ 1225-A	# F-208-HL-1 9/16" I.D.-bearing only x 3 9/64" O.D.-bearing only	2
74/	F100/150 (exc. Dana 44 axle)	D4AZ 1225-A	# U-399-A Incl. D4AZ 1180-A retainer- tapered roller bearing type- 1 9/16" I.D. x 3 5/32" O.D. x 25/32" thick	2



BUY IT NOW!

Click Here To Order



**1973/79  
TRUCK SERIES 100/500**

O.D.	THICKNESS	IDENTIFICATION	PART NUMBER	O.D.	THICKNESS	IDENTIFICATION	PART NUMBER
1239	<b>CUP (WHEEL BEARING or DIFFERENTIAL BEARING)</b> Also refer to Rear Axle Parts List Section 40, page 1. For model usage refer to Front and Rear Hub and Drum chart in Sections 11.1 (Front) and 11.2 (Rear)						
3 1/4"	41/64"	LM 104911	C7TZ 1239-A	4 1/8"	1 3/16"	453X	BB 1239-A
I.D.	THICKNESS	IDENTIFICATION	PART NUMBER	I.D.	THICKNESS	IDENTIFICATION	PART NUMBER
1240	<b>CONE and ROLLER ASSY. (REAR WHEEL OUTER BEARING)</b> For model usage refer to Rear Hub and Drum Chart in Section 11.2						
1 1/2"	1 3/16"	3982	B6T 1240-A	2 1/4"	1 5/32"	462	BB 1240-A
2"	7/8"	LM 104949	C7TZ 1240-A				
O.D.	THICKNESS	IDENTIFICATION	PART NUMBER	O.D.	THICKNESS	IDENTIFICATION	PART NUMBER
1243	<b>CUP (REAR WHEEL or DIFFERENTIAL BEARING)</b> For model usage refer to Rear Hub and Drum Chart in Section 11.2						
3 13/16"	5/8"	382A	TCAA 1243-A	4 5/8"	1 3/16"	33462	B4Q 1243-A
4 7/16"	15/16"	3920	B6T 1243-A	4 1/8"	3/4"	JLM71091	D6UZ 1243-A
		JLM 104910	D7TZ 1243-A				
I.D.	THICKNESS	IDENTIFICATION	PART NUMBER	I.D.	THICKNESS	IDENTIFICATION	PART NUMBER
1244	<b>CONE and ROLLER ASSY. (REAR WHEEL and DIFFERENTIAL BEARING)</b> Also refer to Rear Parts List Section, page 1 For model usage refer to Rear Hub and Drum Chart in Section 11.2						
2 1/4"	53/64"	387AS	C7TZ 1244-A	2 7/8"	1 3/16"	33287	B6T 1244-C
2 5/8"	1 3/16"	3984	B6T 1244-B	2 9/16"	29/32"	JLM 710949	D6UZ 1244-A
YEAR	MODEL/RESTRICTIONS	PART NUMBER		DESCRIPTION			QTY.
1245	<b>GEAR (FRONT AXLE SHAFT DRIVE)-Refer to Front Axle Parts List Section 30, page 1</b>						
<b>1A356 BRACKET (SPARE WHEEL LOCK LATCH)</b>							
73/	F100/250 -- w/slide out spare wheel carrier	D3TZ 1A356-A					1
<b>1A357 LATCH (SPARE WHEEL CARRIER LOCK)-Improvise</b>							
<b>1K360 BRACKET ASSY. (SPARE WHEEL CARRIER)</b>							
73/	F100/250 -- w/slide out spare wheel carrier	D3TZ 1K360-A					1
<b>1386 LOCK SET (SPARE WHEEL)</b>							
79	E100/350 -- w/swing-away spare tire carrier	D8TZ 1386-A					1
74/76	F100/350	D3FZ 1386 A					1
77/	F100/350 -- w/under frame spare wheel carrier-exc. slideout	D7TZ 1386-A					1
77/	F100/150,F250 2/W/D Reg. cab-w/underframe spare wheel carrier and anti-theft lock	387372-S100		(BB-921-E) bolt -9/16"-12 x 7 3/4" pentagon head (lock to carrier)			1
77/	F250 4/W/D 350 exc. super cab w/under frame spare wheel carrier and anti-theft lock	387373-S100		(BB-921-F) bolt 9/16" -12 9.0" pentagon head (lock to carrier)			1
77/	F250/350-2/W/D super cab w/underframe spare wheel carrier and anti-theft lock	387371-S100		(BB-921-G) bolt 9/16"- 12 X 10 3/4" pentagon head (lock to carrier)			1
<b>1401 SUPPORT (SPARE WHEEL REAR)</b>							
78/	E150/350 (SUPER VAN)	D8UZ 1401-A					1
<b>1405 SUPPORT ASSY. (SPARE WHEEL CARRIER)</b>							
73/74	E100/300	D0TZ 1405-A					1
75/	E100/150 -- cargo van with 124" W/B	D5UZ 1405-D					1



**BUY IT NOW!**

**Click Here To Order**



**1973/79  
TRUCK SERIES 100/500**

YEAR	MODEL/RESTRICTIONS	PART NUMBER	DESCRIPTION	QTY.
<b>1405 SUPPORT ASSY. (SPARE WHEEL CARRIER) — Cont'd</b>				
75/	E100/150 -- display and window van E100 -- club wagon —with 124" W/B	D5UZ 1405-B		1
75/	E100/150 -- display and window van E150 -- all wagons —with 138" W/B	D5UZ 1405-E		1
75/	E100/150 -- cargo van with 138" W/B	D5UZ 1405-F		1
75/	E250/350 -- cargo van with 138" W/B	D5UZ 1405-C		1
75/	E250/350 -- display and window van E250 -- custom club wagon —138" W/B	D5UZ 1405-A		1
78/	E150 -- Super Van			1
73/	F100/250 -- w/slide out spare wheel carrier	D3TZ 1405-C		1
73/	F100/250(99) -- inside box mounted	D3TZ 1405-A		1
73/	F350 -- 140" W/B with side mounted spare wheel	D3TZ 1405-B		1
		34443-S7-8	(M-79)-locknut-5/16"-24	
73/	F100/350(99)	20347-S8	(B-156)-bolt (support to upper bracket)- 5/16"-24 x 3/4"	2
73/	F100/350(99)		Bolt (support to floor pan extension)	4
		33798-S8	(M-62)-nut-5/16"-24	
		34806-S7	(X-64)-lockwasher-5/16"	
73/		★ 23685-S	Bolt (attach support to body)-carriage- 1/2"-20 x 4 3/8"	1
73/		★ 378788-S	Bolt (attach support to body)-carriage- 1/2"-20 x 5 11/16"	1
73/	F100/250	★ 381806-S2	Bolt (support to wheel)-1/2"-20 x 4 3/4"	1
<b>1A406 RETAINER ASSY. (SPARE WHEEL CARRIER)</b>				
73/	F350 -- 140" W/B w/side mounted spare wheel carrier	D3TZ 1A406-A	10 1/2" long	1
		D3TZ 1A406-B	4 5/8" long	1
<b>1407 REINFORCEMENT (SPARE WHEEL CARRIER SUPPORT)</b>				
75/	E100/350 -- with 138" W/B	D5UZ 1407-E		1
75/	E250/350 -- cargo van with 138" W/B	D5UZ 1407-A		1
75/	E250/350 -- display and window van E250 -- all wagons —with 138" W/B	D5UZ 1407-C		1
<b>1408 BOLT (SPARE WHEEL CARRIER SUPPORT)</b>				
73/	F100	D3TZ 1408-C	1/2"-13 X 10 1/2"-“I” type	1
73/	F100/250 -- w/slide out spare wheel carrier	D3TZ 1408-D	1/2"-13 x 13 7/8"-“J” type	1
78/	F150 -- 4/W/D w/10" x 15" spare-frame mounted spare wheel carrier	D8TZ 1408-A	1/2"-13 x 11 39/64"-“J” type-w/o security lock	1
		D8TZ 1408-B	9/16"-12 x 12 29/32"-“J” type-w/security lock	1
73/	F250 -- 2/W/D	D3TZ 1408-B	1/2"-13 x 9"-“I” type	1
73/	F250 -- 4/W/D, F350 -- exc. 140" W/B with frame mounted spare wheel carrier	C7TZ 1408-B	1/2"-13 x 11 3/4"-“I” type	1
73/	F350 -- 140" W/B with side mounted spare wheel carrier	D3TZ 1408-A	3/8"-16 x 11 5/16"-“I” type	1
73/76	P350/400	C7TZ 1408-A	1/2"-13 x 10 5/16"-“I” type	1



**BUY IT NOW!**

**Click Here To Order**

COPYRIGHT © 1980— FORD MOTOR —DEARBORN, MICHIGAN  
COMPANY

CHANGE 1



**1973/79  
TRUCK SERIES 100/500**

YEAR	MODEL/RESTRICTIONS	PART NUMBER	DESCRIPTION	QTY.
<b>1408 BOLT (SPARE WHEEL CARRIER SUPPORT) — Cont'd</b>				
73/	F100/350,P350/400	384580-S2	(MM-284-EB)-nut & retainer assy. (bolt to frame)- 1/2"-13	1
73/	F350	384581-S100	(MM-284-EA)-nut & retainer assy. (bolt to frame)- 1/2"-13	1
<b>1A409 BRACKET (SPARE WHEEL SUPPORT)</b>				
78/	E150/350 (SUPER VAN)	D8UZ 1A409-A		1
<b>1413 REINFORCEMENT (SPARE WHEEL CARRIER TO FLOOR SIDE SILL)</b>				
73/	F100 -- 116" W/B	C1TB 1413-A	For side mounted carrier-13 1/8" long	1
73/	F100/250 -- 133" W/B with side mounted carrier	D3TZ 1413-A	16 3/8" long	1
73/	F100	★ 23499-S8	Bolt (reinforcement to body)-5/16"-24 x 1 3/4"	2 or 3
73/	F100/250	23426-S	(B-32)-bolt (reinforcement and carrier to body)- carriage-3/8"-24 x 1 1/4"	AR
		33800-S	(M-63)-nut-hexagonal-3/8"-24 x 13/32"	AR
		34807-S	(X-66)-washer-lock-3/8"	AR
73/	F350	23468-S	(B-5)-bolt (reinforcement and carrier to body)- carriage-5/16"-18 x 1 1/2"	AR
		33798-S	(M-62)-nut-hexagonal-1/4"-28 x 9/32"	AR
		34806-S	(X-64)-washer-lock-5/16"	AR
<b>1422 STOP (SPARE WHEEL)</b>				
75/	E100/350 (EXC. SUPER VAN)	D5UZ 1422-A		1
78/	E150/350 (SUPER VAN)	D8UZ 1422-A		1
<b>1423 SPACER (SPARE WHEEL CARRIER)</b>				
79	E100/150 -- swing away spare	D9TZ 1423-A		2
<b>1424 PLATE (SPARE WHEEL MOUNTING)</b>				
73/	E100/350	D5UZ 1424-A	5 1/2" O.D.	1
73/	F350 -- 140" W/B with side mounted spare wheel	D3TZ 1424-A		1
79	E100/150 -- swing away spare	D8TZ 1424-A		1
<b>1429 REINFORCEMENT (SPARE WHEEL CARRIER)</b>				
79	E100/150 -- swing away spare	D9TZ 1429-A		1
<b>1A430 REINFORCEMENT-SPARE WHEEL SUPPORT</b>				
78/	E150/350 (SUPER VAN)	D8UZ 1A430-A		1
<b>1432 ARM ASSY. (SPARE WHEEL CARRIER)</b>				
79	E100/150 -- swing away spare	D9TZ 1432-A		1
		388156-S36B	(BB-829-E)-bolt (arm to door)-truss head shoulder- 3/8"-16 x 1"	2
		388757-S2	(MM-173-NL)-nut (arm to door)-hex lock-3/8"-16	2
<b>1433 CARRIER (SPARE WHEEL)</b>				
75/77	E100/250 -- swing away spare	D9TZ 1433-A		1
79	E100/150 -- swing away spare			1
73/	F100/150(81) -- 116" and 133" W/B	D6TZ 1433-A	Side mounted-flare side	1
73/	F250(81)	B7D 1433-A	Side mounted	1
73/	F350 -- w/o extra fuel tank	B7TZ 1433-A	Side mounted	1
73/	F350 -- w/extra fuel tank	C7TZ 1433-A	Side mounted	1
73/	F350 (83) -- Pick-up	20386-S8	(B-53)-bolt (carrier to body)-5/16"-18 x 1"	8
73/	F350(83) -- Pick-up	20539-S8	(B-204)-bolt (wheel to carrier)-1/2"-20 x 2 1/4"	2
73/	F100/250 (83) -- Pick-up	23426-S	(B-32)-bolt (carrier to body)-3/8"-24 x 1 1/8"	9
		33800-S8	(M-63)-nut-3/8"-24	
		34807-S8	(X-66)-lockwasher-3/8"	
		44727-S8	(X-24)-washer-flat-3/8"	
73/	F350	23468-S	(B-5)-bolt (carrier to body)-carriage- 5/16"-18 x 1 1/2"	AR
		33798-S	(M-62)-nut-hexagonal-1/4"-28 x 9/32"	AR
		34806-S	(X-64)-washer-lock-5/16"	AR
79	E100/150 -- w/outside mounted spare	302470-S36	(B-17-F)- bolt (bracket to arm)-carriage-1/2"-13 x 7"	1



**BUY IT NOW!**

**Click Here To Order**



**1973/79  
TRUCK SERIES 100/500**

YEAR	MODEL/RESTRICTIONS	PART NUMBER	DESCRIPTION	QTY.
<b>1440 SPARE WHEEL CARRIER KIT</b>				
75/77	E100-150-250 with 15" wheels only	★ D5UZ 1440-A	Rear mounted outside --not replaced (8/78)	1
Consists of				
	1-D6US-1386-AA	Lock assy.	2-304684-S2	Bolt-3/8"
	1-C8TB-1424-A	Plate	1-375010-S2	Nut-3/8"
	1-C8TZ-1433-A	Carrier assy.	1-382947-S2	Bolt-3/8"
	4-34164-S40	Nut-3/8"	2-382947-S40	Screw-3/8"
	4-34792-S2	Washer-3/8"	1-D6US 1147076-AA	Bracket
	2-44726-S2	Washer-3/8"	1-IS4599	Installation sheet
76/	E100/150 -- swing away spare	EOUZ 1440-A	Use w/tire size L78 x 15 or smaller	1
73/	F100/250 -- 2/W/D, F100 -- 4/W/D with 16" or 16 1/2" wheels-- exc. F100 with 460 eng. and 6.50 x 16 tires or F250 with 390-4V 460 eng. and camper tie down pkg.	D3TZ 1440-A	Slide out type	1
Consists of				
	1-D3TZ 1A356-A	Bracket	2-D3TA 1423-AA	Spacer 1-33845-S8 Nut
	1-D3TZ 1K360-A	Bracket	1-D3TA 1435-AA	Bracket 2-354135-S7-8 Bolt
	1-D3TZ 1405-C	Support	1-D3TZ 1443-D	Channel 2-382802-S2 Nut
	1-D3TZ 1408-D	Bolt	2-33773-S2	Nut 1-Installation Sketch
73/78	F100/250 -- 2/W/D, F100 -- 4/W/D- 15" wheels--exc. F250 with 390-4V, 460 eng. and camper tie down pkg.	D3TZ 1440-B	Slide out type	1
Consists of				
	1-D3TZ 1A356-A	Bracket	2-D3TA 1423-AA	Spacer 1-33845-S8 Nut
	1-D3TZ 1K360-A	Bracket	1-D3TA 1435-AA	Bracket 2-354135-S7-8 Bolt
	1-D3TZ 1405-C	Support	1-D3TZ 1443-A	Channel 2-382802-S2 Nut
	1-D3TZ 1408-D	Bolt	2-33773-S2	Nut 1-Installation Sketch
73/77	F100/350	D4TZ 1440-A	Front mounted	1
Consists of				
	1-D4TJ 1K016-AA	Plate	2-	Nut 14"-20
	1-D4TJ 1A373-AB	Bracket	7-	Nut 5/16"-18
	1-D4TJ 1A383-AB	Carrier assy.	5-	Nut 7/16"-14
	1-D4TJ 1434-AB	Bracket	2-	Screw 14"-20
	1-D4TJ 1435-AB	Bracket	2-	Screw 5/16"-18
	1-D4TJ 1474-AA	Retainer	1-	Screw 5/16"-18
	1-D4TJ 17A385-AA	Bracket	2-	Washer-lock 1/4"
	1-D4TJ 17N386-AB	Bracket	4-	Washer-flat 5/16"
	2-D4TJ 17K807-AB	Spacer	1-	Washer-flat 7/16"
	4-	Bolt-5/16"-18	1-	Washer-flat 7/16"
	2-	Bolt-7/16"-14	1-	Installation sketch
	1-	Bolt-7/16"-14		
<b>1443 CHANNEL (SPARE WHEEL CARRIER)</b>				
73/77	B-F500	B4T 1443-B	8 3/4" diameter bolt circle	1
73/	F100 -- w/frame mounted spare wheel carrier and 16" x 5" wheels	D7TZ 1443-B		1
73/	F100 -- w/slide out spare wheel carrier and 15" wheels	D3TZ 1443-A		1
73/	F100 -- w/slide out spare wheel carrier and 16" or 16.5" wheels	D3TZ 1443-D		1
73/	F100/150 w/under frame Spare Wheel Carrier except 16" x 5" wheels	D7TZ 1443-A		1



**BUY IT NOW!**

**Click Here To Order**



1973/79  
TRUCK SERIES 100/500

YEAR	MODEL/RESTRICTIONS	PART NUMBER	DESCRIPTION	QTY.
<b>1443 CHANNEL (SPARE WHEEL CARRIER) — Cont'd</b>				
77/	F100/150 W/16" x 5" wheels w/under frame spare wheel carrier & anti- theft lock from Ser. 040,000	D7TZ 1443-B		1
73/	F250 -- 2/W/D with frame mounted spare wheel carrier	D7TZ 1443-B		1
73/	F250 -- 2/W/D with slide out spare wheel carrier and 15" wheels	D3TZ 1443-A		1
73/	F250 -- 2/W/D with slide out spare wheel carrier and 16" or 16.5" wheels	D3TZ 1443-D		1
73/	F250 -- 4/W/D with slide out spare wheel carrier and 16" or 16.5" wheels	D3TZ 1443-D		1
73/	F250 -- 4/W/D with frame mounted spare wheel carrier	★ C7TZ 1443-B r/bD7TZ 1443-C(4/80)		1
77/	F250 2/W/D w/under Frame spare wheel Carrier & anti-theft lock "From Ser. 040,000"	D7TZ 1443-B		1
77/	F250 4/W/D w/under Frame spare wheel & anti theft lock "From Ser. 040,000"	D7TZ 1443-B		1
73/76	F350 -- w/frame mounted spare wheel carrier	★ C7TZ 1443-B r/bD7TZ 1443-C(4/80)		1
77/	F350 (2/W/D) w/under frame spare wheel carrier & anti theft lock "From Ser. 040,000"	D7TZ 1443-C		1
79	F350 -- 4/W/D	D7TZ 1443-B		1
73/76	P350/400	C5TZ 1443-B		1
73/77	P500	TBAA 1443-A	Exc. w/22.5" tubeless tires	1
73/77	P500	51 1443-A	Use w/22.5" tubeless tires	1
73/	F100 -- 116" W/B	353731-S8B	(BB-199-FC)-bolt (channel to frame)-1/2"-13 x 8"	1
73/	F250 -- 2/W/D, F350	353735-S2	(BB-199-FG)-bolt (channel to frame)- 1/2"-13 x 10 1/2"	1
73/	F100 -- 133" W/B	379673-S2	(BB-199-FE)-bolt (channel to frame)- 1/2"-13 x 9 1/2"	1
<b>1448 BOLT (SPARE WHEEL MOUNTING)</b>				
75/	E100/350	C9ZZ 1448-B	1/2 - 13 x 6 1/4" long	1
75/	E100/350 side mounted (exc. Super Van)	D5UZ 1448-B	7/16 - 14 x 16 21/32" long	1
78/	E150/350 -- side mounted (Super Van)	D5DZ 1448-B	J-type-1/2"-13 x 8 3/8" long	1
<b>1453 BRACKET (FRAME TO SPARE WHEEL CARRIER)</b>				
73/77	B-F500	7EQ 1453		2
75/	E100/350 -- exc. cargo van	D5UZ 1453-A		1
73/	F350 (99)	B7C 1453-A	Upper-use w/inside box carrier-Styleside	1
73/	F250 -- 4/W/D, F350			1
73/	F350 -- 140" W/B with single rear wheels	D3TZ 1453-A		1
73/77	P500	7RT 1453-A		2
73/	F350 -- Styleside carrier	23901-S7-8	(B-287)-bolt (to body)-step-1/4"-20 x 5/8"	2
		33795-S7	(M-49)-nut 1/4"-20	2
		34805-S8	(X-62)-lockwasher-1/4"	2
73/	F250	72035-S	(N-51)-pin (bracket to bolt)-cotter-1/8" x 1"	AR



**BUY IT NOW!**

**Click Here To Order**



**1973/79  
TRUCK SERIES 100/500**

YEAR	MODEL/RESTRICTIONS	PART NUMBER	DESCRIPTION	QTY.
<b>1458 STUD (SPARE WHEEL CARRIER)</b>				
73/77	B-F-P500	51 1458-A	3/4"-16 x 1 11/16"	2
73/	F350	B7C 1458-A	1/2"-20 and 1/2"-20 x 6 23/64"	1
73/	F250 -- 4/W/D			1
		34675-S8	(M-75)-nut (stud)-3/4"-16	2
		34853-S7	(X-77)-lockwasher-3/4"	
		33846-S8	(M-69)-nut-1/2"-20	
		34809-S8	(X-68)-lockwasher-1/2"	
73/	F100/350	20347-S	(B-156)-bolt (bracket and support to body)- hexagonal head-5/16"-24 x 3/4"	AR
		33798-S	(M-69)-nut-lock-1/4"-28 x 9/32"	AR
		34806-S	(X-64)-washer-lock-5/16"	AR
		★ 23391-S	Bolt (bracket to body)	AR
		33795-S	(M-49)-nut-hexagonal head-5/16"-18 x 17/64"	AR
		34805-S	(X-62)-washer-lock-1/4"	AR
73/	F100/350	44735-S	(X-32)-washer (stud)-flat-1/2"	AR
<b>1462 NUT (SPARE WHEEL MOUNTING)</b>				
73/	E100(87)	B5C 1462-A	Use w/side mounted carrier	1
79	E100/150 -- swing away spare	D8TZ 1462-A		1
73/	E100/350	B9AZ 1462-A	Wing-3/8"-16	1
73/	F100/350 (w/o slide out)	387394-S100	(MM-284-EG) w/o lock cap 1/2" -13	2
	(w/o slide out)	387395-S100	(MM-284-EF) w/ lock cap 9/16" -12	2
	(w/ slide out)	385732-S100	(MM-173-FC) 1/2"-13	1
73/	E100/350 -- w/side mounted spare	C8AZ 1462-A	Wing-1/2"-13	1
75/	E100/350 -- 138" W/B	D5UZ 1462-A	7/16 - 14 x 2 1/2" long (rod lock)	1
<b>1A462 SUPPORT (SPARE WHEEL CENTER)</b>				
78/	E150/350 (SUPER VAN)	D8UZ 1A462-A		1
<b>1471 BOLT (SPARE WHEEL CARRIER HINGE)</b>				
73/77	B-F500	C0TT 1471-A	5/8"-18 x 17"	2
73/77	P500	TDAA 1471-A	5/8"-18 x 13 7/16"	2
<b>1474 RETAINER (SIDE MOUNTED SPARE WHEEL)</b>				
73/	F350 (81) -- 136" W/B	B7C 1474-A		1
<b>1476 NUT (SPARE WHEEL CARRIER HINGE BOLT)</b>				
73/77	B-F-P500	51 1476-A	5/8"-18	2
<b>1489 RETAINER (SPARE WHEEL CARRIER BOLT)</b>				
79	E100/150 -- swing away spare	D9TZ 1489-A		1
<b>1496 BAR (SPARE WHEEL CARRIER STOP)</b>				
73/77	B-F500	C1TZ 1496-A		2
73/77	P500 -- w/18 tires	01T 1496-B	19 15/16"	1
73/77	P500 -- w/19.5 tires	B6D 1496-B	21 1/4"	1
73/77	P500 -- w/22.5 tires	C1TZ 1496-A		1
<b>1497 SUPPORT (SPARE WHEEL CARRIER STOP BAR)</b>				
73/77	B-F500	★ C1TT 1497-H	Improvise	2
73/	F350	C1TT 1497-C	32 45/64"-2 holes	1
73/76	P350/400 -- w/dual rear wheels			1
73/	F250 -- 4/W/D			1
73/77	P400/500 -- w/single rear wheels	01T 1497	32 45/64"-5 holes	1



**BUY IT NOW!**

**Click Here To Order**



# 1973/79 TRUCK SERIES 100/500

## HOW TO UTILIZE FRONT HUB AND DRUM PARTS LIST FOR 2/W/D VEHICLES

1. Select appropriate parts list number from the Model Application Chart shown below
2. Refer to the Parts List (starting on page 2) for the following items:

1012	Nut-hub	1190	Retainer-front wheel grease
1102	Hub & rotor assy.	1195	Washer-front hub outer bearing
1104	Hub assy.-front disc wheel	1201	Cone & roller assy.-front wheel inner bearing
1107-8	Bolt-hub	1202	Cup-front wheel inner bearing
1118-9	Bolt-hub	1216	Cone & roller assy.-front wheel outer bearing
1120-1	Nut-hub	1217	Cup-front wheel outer bearing
1125	Drum-front brake		

For dimensions or identification numbers on the above items, refer to the appropriate group.  
For 4/W/D vehicles determine front axle I.D. number and refer to Section 30

## MODEL APPLICATION CHART for FRONT HUBS, DRUMS & RELATED PARTS

For Rear Hubs, Drums, etc., refer to Section 11.2

MODEL	BRAKE SIZE (INCHES)	YEAR	WHEEL		MAKE @	PARTS LIST No. ●
			†SPOKE	‡DISC		
<b>Notes: @ B-Budd D-Dayton K-Kelsey Hayes † Size shown ‡ Number of holes for mounting studs shown</b>						
<b>● Parts Lists start on page 2 ▲ Refer to Section 30 (Front axle parts list)</b>						
B500	14 x 2 1/2	73/77		6	D	21
		73/77		6	B	223
E100	10 x 2 1/2	73/74		5	B	137
E100/150	Disc	75/		5		25
E200	11 x 3	73/74		5	B-K	138
E250	Disc	75		8	D	235
E250	Disc.	76/		8	D	239
E300 -- w/single rears	12 x 3	73/74		8	K	91
E350 -- w/single rears	Disc	75		8	D	236
E350 -- w/single rears	Disc.	76/		8	D	240
E300 -- w/dual rears	12 x 3	73/74		8	K	231
E350 -- w/dual rears	Disc	75		8	D	237
E350 -- w/dual rears	Disc.	76/		8	D	241
F100/150-2/W/D	Disc	73/		5		25
F100/350 -- 4/W/D	All	73/				▲
F250 -- 2/W/D and Std. disc brakes - single piston	Disc	73/		8		26
F250 -- 2/W/D and H/D disc brakes - dual piston	Disc	73/75		8	D	31
F250 -- 2/W/D w/H/D brakes-dual piston "Before Serial V80,001"	Disc	73/75		8	D	31
F250 -- 2/W/D w/H/D brakes-dual piston "From Serial V80,000"	Disc	75		8	D	235
F250 -- 2/W/D w/H/D brakes-dual piston	Disc	76/		8	D	239
F350 -- w/single rears "Before Serial V80,001"	Disc	73/75		8	D	118
F350 -- w/single rears "From Serial V80,000"	Disc	75		8	D	236
F350 -- 2/W/D w/single rears	Disc	76/		8	D	240



BUY IT NOW!

Click Here To Order



1973/79  
TRUCK SERIES 100/500

MODEL APPLICATION CHART for FRONT HUBS, DRUMS & RELATED PARTS

For Rear Hubs, Drums, etc., refer to Section 11.2

MODEL	BRAKE SIZE (INCHES)	YEAR	WHEEL		MAKE @	PARTS LIST No. ●
			†SPOKE	‡DISC		
Notes: @ B-Budd D-Dayton K-Kelsey Hayes † Size shown ‡ Number of holes for mounting studs shown ● Parts Lists start on page 2						
F350 -- w/dual rears	"Before Serial V80,001"	Disc	73/75	8	D	136
F350 -- w/dual rears	"After Serial V80,000"	Disc	75	8	D	237
F350 -- 2/W/D w/dual rears		Disc	76/	8	D	241
F500	14 x 2 1/2		73/77	6	D	21
			73/77	6	B	223
M450/500	14 x 2 1/2		73/76	6	D	21
P350 -- w/single rears and 5200 lbs. rear axle	12 1/8 x 2		73/76	8		20
			73/76	8		121
			73/76	6	K	6
P350 -- w/dual rears	12 1/8 x 2		73/76	8		122
P400 -- w/single rears	12 1/8 x 2		73/76	6	K	6
			73/76	8		121
P400 -- w/dual rears and w/o finned drums	12 1/8 x 2		73/76	8		122
P400 -- w/dual rears and finned drums	12 1/8 x 2		73/76	8	K	232
P500	13 x 2 1/4		73/77	5	K	141

QTY.	PART NUMBER	DESCRIPTION	QTY.	PART NUMBER	DESCRIPTION
------	-------------	-------------	------	-------------	-------------

FRONT HUB and DRUM PARTS LISTS

PARTS LIST NO. 6			PARTS LIST NO. 21 -- Cont'd		
2	B7Y 1104-A	Hub	2	DOTZ 1195-A	Washer
AR	B5Y 1107-A	Bolt (R.H. and L.H. hub)	2	7EQ 1201	Bearing (inner)
AR	B7TZ 1120-A	Nut (R.H. and L.H. hub)	2	C3TZ 1202-A	Cup (outer bearing)
2	D1TZ 1125-E	Drum	2	C3TZ 1216-B	Bearing (outer)
2	C7TZ 1190-C	Retainer	2	9N 4222	Cup (inner bearing)
2	B 1195	Washer	PARTS LIST NO. 25		
2	AA 1216-A	Bearing (outer)	AR	COAZ 1012-A	Nut (R.H. and L.H. hub)
2	AA 1217-A	Cup (outer bearing)	2	D5TZ 1102-A	Hub and rotor assy. (front)
2	B7A 4221-A	Bearing (inner)		1104	Hub (front)-use (1102)
2	B7A 4222-A	Cup (inner bearing)	AR	D3TZ 1107-A	Bolt (R.H. and L.H. hub)
PARTS LIST NO. 20			2	D3TZ 1190-A	Retainer (grease)
AR	COAZ 1012-A	Nut (R.H. and L.H. hub)	2	D3TZ 1195-A	Washer
2	B7J 1104-A	Hub	2	DOAZ 1201-A	Bearing (inner)
AR	8D 1107-A	Bolt (R.H. and L.H. hub)	2	DOAZ 1202-A	Cup (inner bearing)
2	C3TZ 1125-C	Drum	2	DOAZ 1216-A	Bearing (outer)
2	B7TZ 1190-A	Retainer	2	DOAZ 1217-A	Cup (outer bearing)
2	B 1195	Washer	2	374536-S	(MM-304-A) Retainer (nut)
2	AA 1216-A	Bearing (outer)	PARTS LIST NO. 26		
2	AA 1217-A	Cup (outer bearing)	AR	COAZ 1012-A	Nut (R.H. and L.H. hub)
2	B7A 4221-A	Bearing (inner)	2	D3TZ 1102-A	Hub and rotor assy. (front)
2	B7A 4222-A	Cup (inner bearing)		1104	Hub (front)-use (1102)
PARTS LIST NO. 21			AR	D3TZ 1107-A	Bolt (R.H. and L.H. hub)
2	DOTZ 1104-A	Hub	2	D3TZ 1190-A	Retainer (grease)
AR	D0TZ 1107-D	Bolt (R.H. hub)	2	D3TZ 1195-A	Washer
AR	D0TZ 1108-C	Bolt (L.H. hub)	2	DOAZ 1201-A	Bearing (inner)
AR	BB 1120	Nut (R.H. hub)	2	DOAZ 1202-A	Cup (inner bearing)
AR	BB 1121	Nut (L.H. hub)	2	DOAZ 1216-A	Bearing (outer)
2	C3TZ 1125-M	Drum	2	DOAZ 1217-A	Cup (outer bearing)
2	DOTZ 1190-A	Retainer	2	374536-S	(MM-304-A) Retainer (nut)



**BUY IT NOW!**

Click Here To Order



**1973/79  
TRUCK SERIES 100/500**

QTY.	PART NUMBER	DESCRIPTION	QTY.	PART NUMBER	DESCRIPTION
<b>FRONT HUB and DRUM PARTS LISTS — Cont'd</b>					
<b>PARTS LIST NO. 31</b>			<b>PARTS LIST NO. 122</b>		
AR	COAZ 1012-A	Nut (R.H. and L.H. hub)	2	C7TZ 1104-B	Hub
2	C8TZ 1102-A	Hub and rotor assy. (front)	AR	C7TZ 1107-B	Bolt (R.H. and L.H.)
	1104	Hub (front)-use (1102)	AR	C7TZ 1120-A	Nut (R.H. and L.H. hub)
AR	D2TZ 1107-B	Bolt (R.H. and L.H. hub)	2	C3TZ 1125-C	Drum
2	C7TZ 1190-C	Retainer	2	C7TZ 1190-C	Retainer
2	B 1195	Washer	2	B 1195	Washer
2	8A 1202	Cup (outer bearing)	2	AA 1216-A	Bearing (outer)
2	C8TZ 1216-A	Bearing (outer)	2	AA 1217-A	Cup (outer bearing)
2	B7A 4221-A	Bearing (inner)	2	B7A 4221-A	Bearing (inner)
2	B7A 4222-A	Cup (inner bearing)	2	B7A 4222-A	Cup (inner bearing)
AR	43090-S2	(B228-J)-bolt-1/2" -13 x 1 1/8" (hub to rotor)	<b>PARTS LIST NO. 136</b>		
AR	372408-S2	(XX-190)-Washer-17/32" I.D. x 5/64" thick (hub to rotor)	2	D7TZ 1104-B	Hub
<b>PARTS LIST NO. 91</b>			AR	C8TZ 1107-E	Bolt (R.H. and L.H. hub)
AR	COAZ 1012-A	Nut (R.H. and L.H. hub)	AR	D5TZ 1111-A	Rotor (front wheel brake)
2	D2UZ 1102-A	Hub and drum assy. (front)	AR	C7TZ 1120-A	Nut (R.H. and L.H. hub)
	1104	Hub (front)-use (1102)	2	C7TZ 1190-C	Retainer
AR	D2TZ 1107-A	Bolt (R.H. and L.H. hub)	2	B 1195	Washer
2	D6TZ 1125-P	Drum (front)	2	8A 1202	Cup (outer bearing)
2	C7TZ 1190-C	Retainer	2	C8TZ 1216-A	Bearing (outer)
2	B 1195	Washer	2	B7A 4221-A	Bearing (inner)
2	8A 1202	Cup (outer bearing)	2	B7A 4222-A	Cup (inner bearing)
2	C8TZ 1216-A	Bearing (outer)	AR	43090-S2	(B228-J) Bolt-1/2" -13 x 1 1/8" (hub to rotor)
2	B7A 4221-A	Bearing (inner)	AR	372408-S2	(XX-190) Washer-17/32" I.D. x 5/64" thick (hub to rotor)
2	B7A 4222-A	Cup (inner bearing)	<b>PARTS LIST NO. 137</b>		
<b>PARTS LIST NO. 118</b>			AR	COAZ 1012-A	Nut (R.H. and L.H. hub)
2	D3TZ 1102-C	Hub and rotor assy. (front)	2	C8UZ 1102-A	Hub and drum assy. (front)
	1104	Hub (front)-use (1102)		1104	Hub (front)-use (1102)
AR	D2TZ 1107-C	Bolt (R.H. and L.H. hub)	AR	A9AZ 1107-B	Bolt (R.H. and L.H. hub)
AR	C7TZ 1120-B	Nut (R.H. and L.H. hub)	2	D6TZ 1125-H	Drum (front)
2	C7TZ 1190-C	Retainer	2	C7TZ 1190-D	Retainer
2	B 1195	Washer	2	C2AZ 1195-A	Washer
2	8A 1202	Cup (outer bearing)	2	B7C 1201-A	Bearing (inner)
2	C8TZ 1216-A	Bearing (outer)	2	B7C 1202-A	Cup (inner bearing)
2	B7A 4221-A	Bearing (inner)	2	C3SZ 1216-A	Bearing (outer)
2	B7A 4222-A	Cup (inner bearing)	2	C3SZ 1217-A	Cup (outer bearing)
<b>PARTS LIST NO. 121</b>					
2	C7TZ 1104-D	Hub			
AR	C7TZ 1107-A	Bolt (R.H. and L.H. hub)			
AR	C7TZ 1120-B	Nut (R.H. and L.H. hub)			
2	C3TZ 1125-C	Drum			
2	C7TZ 1190-C	Retainer			
2	B 1195	Washer			
2	AA 1216-A	Bearing (outer)			
2	AA 1217-A	Cup (outer bearing)			
2	B7A 4221-A	Bearing (inner)			
2	B7A 4222-A	Cup (inner bearing)			



**BUY IT NOW!**

**Click Here To Order**



1973/79  
TRUCK SERIES 100/500

QTY.	PART NUMBER	DESCRIPTION	QTY.	PART NUMBER	DESCRIPTION
<b>FRONT HUB and DRUM PARTS LISTS — Cont'd</b>					
<b>PARTS LIST NO. 138</b>			<b>PARTS LIST NO. 232</b>		
AR	COAZ 1012-A	Nut (R.H. and L.H. hub)	2	D3TZ 1102-E	Hub and drum assy. (front)
2	C8TZ 1102-C	Hub and drum assy. (front)		1104	Hub (front)-use (1102)
	1104	Hub (front)-use (1102)	AR	C7TZ 1107-B	Bolt (R.H. and L.H. hub)
AR	D3TZ 1107-B	Bolt (R.H. and L.H. hub)		1125	Drum (front)-use (1102)
2	D6TZ 1125-E	Drum (front)-use (1102)	AR	D3TZ 1151-B	Bolt (drum)
2	C7TZ 1190-D	Retainer	2	C7TZ 1190-C	Retainer
2	C2AZ 1195-A	Washer	2	B 1195	Washer
2	B7C 1201-A	Bearing (inner)	2	AA 1216-A	Bearing (outer)
2	B7C 1202-A	Cup (inner bearing)	2	AA 1217-A	Cup (outer bearing)
2	C3SZ 1216-A	Bearing (outer)	2	B7A 4221-A	Bearing (inner)
2	C3SZ 1217-A	Cup (outer bearing)	2	B7A 4222-A	Cup (inner bearing)
<b>PARTS LIST NO. 141</b>			AR	34424-57	(M-84) Nut (drum)
1	D1TZ 1104-B	Hub (R.H. front)	<b>PARTS LIST NO. 235</b>		
1	D1TZ 1104-C	Hub (L.H. front)	16	COAZ 1012-A	Nut (R.H. and L.H. hub)
AR	51 1107	Bolt (R.H. hub)	2	D5UZ 1102-C	Hub and rotor assy. (front)
AR	51 1108	Bolt (L.H. hub)		1104	Hub (front) - use (1102)
AR	BB 1120	Nut (R.H. hub)	16	D2TZ 1107-B	Bolt (R.H. and L.H. hub)
AR	BB 1121	Nut (L.H. hub)	2	D5UZ 1190-A	Retainer
2	D1TZ 1125-B	Drum	2	B 1195	Washer
2	B7T 1190-A	Retainer	2	8A 1202	Cup (outer bearing)
2	C3TZ 1195-A	Washer	2	C8TZ 1216-A	Bearing (outer)
2	B7T 1201-A	Bearing (inner)	2	C9AZ 4221-A	Bearing (inner)
2	C3TZ 1202-B	Cup (inner bearing)	2	C9AZ 4222-A	Cup (inner bearing)
2	D0TZ 1216-A	Bearing (outer)	<b>PARTS LIST NO. 236</b>		
2	D0TZ 1217-A	Cup (outer bearing)	2	D5UZ 1102-A	Hub and rotor assy. (front)
<b>PARTS LIST NO. 223</b>				1104	Hub (front) - use (1102)
2	D0TZ 1104-E	Hub	16	D2TZ 1107-C	Bolt (R.H. and L.H. hub)
AR	D0TZ 1107-D	Bolt (R.H. hub)	16	C7TZ 1120-B	Nut (R.H. and L.H. hub)
AR	D0TZ 1108-C	Bolt (L.H. hub)	2	D5UZ 1190-A	Retainer
AR	BB 1120	Nut (R.H. hub)	2	B 1195	Washer
AR	BB 1121	Nut (L.H. hub)	2	8A 1202	Cup (outer bearing)
2	C3TZ 1125-M	Drum	2	C8TZ 1216-A	Bearing (outer)
2	D0TZ 1190-A	Retainer	2	C9AZ 4221-A	Bearing (inner)
2	D0TZ 1195-A	Washer	2	C9AZ 4222-A	Cup (inner bearing)
2	7EQ 1201	Bearing (inner)	<b>PARTS LIST NO. 237</b>		
2	C3TZ 1202-A	Cup (outer bearing)	2	D5UZ 1102-B	Hub and rotor assy. (front)
2	C3TZ 1216-B	Bearing (outer)	2	D5TZ 1104-J	Hub (front)
2	9N 4222	Cup (inner bearing)	16	C8TZ 1107-E	Bolt (R.H. and L.H. hub)
<b>PARTS LIST NO. 231</b>			2	D5TZ 1111-A	Rotor (front wheel brake)
2	C8TZ 1102-H	Hub and drum assy. (front)	16	C7TZ 1120-A	Nut (R.H. and L.H. hub)
	1104	Hub (front)-use (1102)	2	D5UZ 1190-A	Retainer
AR	D3TZ 1107-C	Bolt (R.H. and L.H. hub)	2	B 1195	Washer
AR	C7TZ 1120-A	Nut (R.H. and L.H. hub)	2	8A 1202	Cup (outer bearing)
2	D1TZ 1126-D	Drum	2	C8TZ 1216-A	Bearing (outer)
2	C7TZ 1190-C	Retainer	2	C9AZ 4221-A	Bearing (inner)
2	B 1195	Washer	2	C9AZ 4222-A	Cup (inner bearing)
2	8A 1202	Cup (outer bearing)	AR	43090-S2	(B228-J) bolt-1/2" -13 x 1 1/8" (hub to rotor)
2	C8TZ 1216-A	Bearing (outer)	AR	372408-S2	(XX-190) Washer-17/32" I.D. x 5/64" thick (hub to rotor)
2	B7A 4221-A	Bearing (inner)			
2	B7A 4222-A	Cup (inner bearing)			



**BUY IT NOW!**

**Click Here To Order**





# 1973/79 TRUCK SERIES 100/500

## HOW TO UTILIZE REAR HUB and DRUM PARTS LIST

1. Determine rear axle capacity of the truck model for which the part is desired.
2. Select appropriate parts list number from the Model Application Chart shown below
3. Refer to Parts List (starting on page 2) for the following items:

2012	Nut-hub	1175	Retainer-rear wheel grease
1107-8	Bolt-hub	1239	Cup-rear wheel outer bearing
1109	Hub assy.-rear	1240	Cone and roller assy.-rear wheel outer bearing
1118-9	Bolt-hub	1243	Cup-rear wheel inner bearing
1120-1	Nut-hub	1244	Cone and roller assy.-rear wheel inner bearing
1124	Washer-rear wheel bearing nut lock		
1126	Drum-rear brake		
1134-5	Nut-hub		

For dimensions or identification numbers on the above items, refer to the appropriate group

## MODEL APPLICATION CHART for REAR HUBS, DRUMS & RELATED PARTS

For Front Hubs, Drums, etc., refer to Section 11.1

MODEL	REAR AXLE CAPACITY (LBS.)	BRAKE SIZE (INCHES)	YEAR	WHEEL		MAKE @	PARTS LIST No. ●
				† SPOKE	‡ DISC		
<b>Notes: @ D-Dayton, G-Gunite, K-Kelsey Hayes, † Size Shown ‡ Number of holes for mounting studs shown. ● Parts Lists start on page 2.</b>							
B500	13000	15 x 4	73/77		6	D	258
	15000	15 x 5	73/77		6	D	259
			73/77		6	G-K	260
E100	3050	10 x 1 3/4	73/74		5		1
E100/150	"Before Ser. A25,000"	2750, 3300, 3600	11 x 2 1/4	75/75	5	B	13
E100/150	"From Ser. A25,000"	2750, 3300, 3600	11 x 2 1/4	75/	5	K	309
E200	3300	11 x 2 1/4	73/74		5	K	13
E250	"Before 9/18/78"	5300	12 x 2 1/2	75/79	8	K	305
E250	"From 9/18/78"	5300	12 x 2 1/2	79	8	K-B	310
E300 -- w/single rears	5050	12 x 2 1/2	73/74		8	K	207
E300 -- w/dual rears	5050	12 x 3	73/74		8	K	254
E350 -- w/single rears	"Before Ser. CE0,001"	7400	12 x 3	75/78	8	D	306
E350 -- w/single rears	"From Ser. CE0,001"	7400	12 x 3	78/	8	D	312
E350 -- w/dual rears	"Before Ser. A75,000"	7400	12 x 3	75/76	8	K	307
E350 -- w/dual rears	"From Ser. A75,000"	7400	12 x 3	76/	8	D	308
F100/150	"Before Ser A25,000"	2.9M,3.3M,3.6M,3.7M	11 x 2 1/4	73/75	5	K	13
F100/150	"From Ser. A25,000"	2.9M, 3.3M, 3.6M, 3.7M	11 x 2 1/4	75/	5	K	309
F250 -- 2/W/D	5300	12 x 2 1/2	73/		8	K	207
		12 1/8 x 2	73/75		8	K	206
F250 -- 4/W/D	"Before 9/18/78"	5300	12 x 2 1/2	73/79	8	K	207
F250/350 -- 4/W/D	"From 9/18/78"	5300	12 x 2 1/2	79	8	K-B	310
F350 -- exc. super cab	"Before 9/18/78"	7400	12 x 3	73/79	8	K	254
F350 -- exc. super cab-2/W/D	"From 9/18/78"	7400	12 x 3	79	8	K&D	313
F350 -- super cab	"Before Ser. CE0,001"	7400	12 x 3	74/78	8	D	298
F350 -- super cab	"From Ser. CE0,001"	7400	12 x 3	78/	8	D	311
F500	13000	15 x 4	73/77		6	D	258
	15000	15 x 5	73/77		6	D	259
				73/77		6	G-K
M450/500	13000	15 x 4	73/76		6	D	258
P350	5200	12 x 2 1/2	73/76		8	K	207
	7400	12 x 3	73/76		8	K	254
P400	7400	12 x 3	73/76		8	K	254
P500	13000	14 1/8 x 3 1/2	73/77		5		257



BUY IT NOW!

Click Here To Order



1973/79  
TRUCK SERIES 100/500

QTY.	PART NUMBER	DESCRIPTION	QTY.	PART NUMBER	DESCRIPTION
<b>REAR HUB and DRUM PARTS LISTS</b>					
<b>PARTS LIST NO. 1</b>			<b>PARTS LIST NO. 257</b>		
10	COAZ 1012-A	Nut (R.H. and L.H. hub)	2	TEAA 1109-B	Hub
10	C1AZ 1107-A	Bolt (R.H. and L.H. hub)	5	TDAA 1118-A	Bolt (R.H. hub)
2	D1UZ 1126-A	Drum	5	TDAA 1119-A	Bolt (L.H. hub)
	1175	Retainer—refer to group 1177	2	01T 1124	Washer
2	DOAZ 1225-A	Bearing (inner)	2	D1TZ 1126-C	Drum
<b>PARTS LIST NO. 13</b>			5	BB 1134	Nut (R.H. hub)
10	COAZ 1012-A	Nut (R.H. and L.H. hub)	5	BB 1135	Nut (L.H. hub)
10	A9AZ 1107-B	Bolt (R.H. and L.H. hub)	2	DOTZ 1175-A	Retainer
2	D4TZ 1126-A	Drum	2	BB 1239-A	Cup (outer bearing)
	1175	Retainer—refer to group 1177	2	BB 1240-A	Bearing (outer)
2	C6TZ 1181-A	Seal—Dana (Spicer) locker axles (60-3)	2	B6T 1243-A	Cup (inner bearing)
2	C6TZ 1225-A	Bearing kit—Dana (Spicer) locker axles (60-3)	2	B6T 1244-B	Bearing (inner)
2	C9AZ 1225-A	Bearing—3.3M axle (ball bearing)	<b>PARTS LIST NO. 258</b>		
2	D0TZ 1225-A	Bearing—3.6M axle (ball bearing)	6	C8TZ 1107-A	Bolt (R.H. hub)
2	D4AZ 1225-A	Bearing — (taper bearing)	6	C8TZ 1107-B	Bolt (L.H. hub)
<b>PARTS LIST NO. 206</b>			2	C5TZ 1109-T	Hub
16	COAZ 1012-A	Nut (R.H. and L.H. hub)	2	01T 1124	Washer
16	D2TZ 1107-A	Bolt (R.H. and L.H. hub)	2	C8TZ 1126-B	Drum
2	C9TZ 1109-T	Hub	6	BB 1134	Nut (R.H. hub)
2	B6Y 1124-A	Washer	6	BB 1135	Nut (L.H. hub)
2	D1TZ 1126-A	Drum	2	DOTZ 1175-A	Retainer (grease)—w/o Stemco—wet type seals
2	C9TZ 1175-A	Retainer	2	DOHZ 1175-A	Kit (grease retainer)—w/Stemco—wet type seals
4	C7TZ 1239-A	Cup (inner and outer bearing)	2	BB 1239-A	Cup (outer bearing)
4	C7TZ 1240-A	Bearing (inner and outer)	2	BB 1240-A	Bearing (outer)
2	D4AZ 1225-A	Bearing 3.75M axle	2	B6T 1243-A	Cup (inner bearing)
<b>PARTS LIST NO. 207</b>			2	B6T 1244-B	Bearing (inner)
16	COAZ 1012-A	Nut (R.H. and L.H. hub)	<b>PARTS LIST NO. 259</b>		
16	D2TZ 1107-A	Bolt (R.H. and L.H. hub)	6	C8TZ 1107-A	Bolt (R.H. hub)
2	C9TZ 1109-T	Hub	6	C8TZ 1107-B	Bolt (L.H. hub)
2	B6Y 1124-A	Washer	2	C4TZ 1109-B	Hub
2	D1UZ 1126-B	Drum	2	B4T 1124-A	Washer
2	C9TZ 1175-A	Retainer	2	C8TZ 1126-E	Drum
4	C7TZ 1239-A	Cup (inner and outer bearing)	6	BB 1134	Nut (R.H. hub)
4	C7TZ 1240-A	Bearing (inner and outer)	6	BB 1135	Nut (L.H. hub)
<b>PARTS LIST NO. 254</b>			2	DOTZ 1175-B	Retainer (grease)—w/o Stemco—wet type seals
8	DOTZ 1107-A	Bolt (R.H. hub)	2	DOHZ 1175-B	Kit (grease retainer)—w/Stemco—wet type seals
2	C9TZ 1109-U	Hub	2	B6T 1240-A	Bearing (outer)
8	DOTZ 1119-A	Bolt (L.H. hub)	2	B4Q 1243-A	Cup (inner bearing)
8	C7TZ 1120-A	Nut (R.H. hub)—w/dual rears	2	B6T 1243-A	Cup (outer bearing)
8	C7TZ 1120-B	Nut (R.H. hub)—w/single rears	2	B6T 1244-C	Bearing (inner)
8	C7TZ 1121-A	Nut (L.H. hub)—w/dual rears			
8	C7TZ 1121-B	Nut (L.H. hub)—w/single rears			
2	B6Y 1124-A	Washer			
2	D1TZ 1126-D	Drum			
2	C9TZ 1175-B	Retainer			
2	C7TZ 1239-A	Cup (outer bearing)			
2	C7TZ 1240-A	Bearing (outer)			
2	TCAA 1243-A	Cup (inner bearing)			
2	C7TZ 1244-A	Bearing (inner)			

**100% SATISFACTION GUARANTEED**

**BUY IT NOW!**

**Click Here To Order**

PayPal American Express Discover MasterCard VISA

1973/79  
TRUCK SERIES 100/500

QTY.	PART NUMBER	DESCRIPTION	QTY.	PART NUMBER	DESCRIPTION
REAR HUB and DRUM			PARTS LISTS — Cont'd		
PARTS LIST NO. 260			PARTS LIST NO. 307 — Cont'd		
6	C8TZ 1107-A	Bolt (R.H. hub)	2	C7TZ 1240-A	Bearing (outer)
6	C8TZ 1107-B	Bolt (L.H. hub)	2	TCAA 1243-A	Cup (inner bearing)
2	C4TZ 1109-B	Hub	2	C7TZ 1244-A	Bearing (inner)
2	B4T 1124-A	Washer	PARTS LIST NO. 308		
2	C8TZ 1126-H	Drum	8	D0TZ 1107-A	Bolt (R.H. hub)
6	BB 1134	Nut (R.H. hub)		1109	Hub — use 1113 or 1114 assy.
6	BB 1135	Nut (L.H. hub)	1	D6UZ 1113-A	Hub & drum assy.—R.H.
2	D0TZ 1175-B	Retainer (grease)—w/o Stemco—wet type seals	1	D6UZ 1114-A	Hub & drum assy.—L.H.
2	D0HZ 1175-B	Kit (grease retainer)—w/Stemco—wet type seals	8	D0TZ 1119-A	Bolt (L.H. hub)
2	B6T 1240-A	Bearing (outer)	8	C7TZ 1120-B	Nut (R.H. hub)
2	B4Q 1243-A	Cup (inner bearing)	8	C7TZ 1121-B	Nut (L.H. hub)
2	B6T 1243-A	Cup (outer bearing)	2	B6Y 1124-A	Washer
2	B6T 1244-C	Bearing (inner)		1126	Drum — use 1113 or 1114 assy.
PARTS LIST NO. 298			2	D6UZ 1175-A	Retainer
8	D0TZ 1107-A	Bolt (R.H. hub)	2	C7TZ 1239-A	Cup (outer bearing)
	1109	Hub — use 1113 or 1114 assy.	2	C7TZ 1240-A	Bearing (outer)
1	★D4UZ 1113-A	Hub & drum assy.—R.H.—r/b D8TZ 1113-C(10/79)	2	D6UZ 1243-A	Cup (inner bearing)
1	★D4UZ 1114-A	Hub & drum assy.—L.H.—r/b D8TZ 1114-B(10/79)	2	D6UZ 1244-A	Bearing (inner)
8	D0TZ 1119-A	Bolt (L.H. hub)	PARTS LIST NO. 309		
8	C7TZ 1120-B	Nut (R.H. hub)	10	COAZ 1012-A	Nut (R.H. and L.H. hub)
8	C7TZ 1121-B	Nut (L.H. hub)	10	D6AZ 1107-A	Bolt (R.H. and L.H.)
2	B6Y 1124-A	Washer	2	D6TZ 1126-A	Drum
	1126	Drum—use 1113 or 1114 assy.		1175	Retainer—refer to group 1177
2	C9TZ 1175-B	Retainer	2	C6TZ 1181-A	Seal—Dana (Spicer) locker
2	C7TZ 1239-A	Cup (outer bearing)	2	C9AZ 1225-A	Bearing—(ball bearing) 3.3M axle—exc. Dana 44 axle
2	C7TZ 1240-A	Bearing (outer)	2	D0TZ 1225-A	Bearing—(ball bearing) 3.6M, 3.75M axle—exc. Dana 44 axle
2	TCAA 1243-A	Cup (inner bearing)	2	D4AZ 1225-A	Bearing (taper)—exc. Dana 44 axle
2	C7TZ 1244-A	Bearing (inner)	2	★ 1225	Bearing (Dana 44 axles)—serviced in 4234 shaft assy. only
PARTS LIST NO. 305			PARTS LIST NO. 310		
16	COAZ 1012-A	Nut (R.H. and L.H. hub)	16	COAZ 1012-A	Nut (R.H. and L.H. hub)
16	D2TZ 1107-A	Bolt (R.H. and L.H. hub)	16	D2TZ 1107-A	Bolt (R.H. & L.H.)
2	C9TZ 1109-T	Hub	2	D8TZ 1113-B	Hub & drum assy. (R.H. & L.H.)
2	D1UZ 1126-B	Drum	2	B6Y 1124-A	Washer
2	D5UZ 1175-A	Retainer	2	D5UZ 1175-A	Retainer
4	C7TZ 1239-A	Cup (inner and outer cup)	4	C7TZ 1239-A	Cup (bearing)
4	C7TZ 1240-A	Bearing (inner and outer)	4	C7TZ 1240-A	Bearing
PARTS LIST NO. 306			PARTS LIST NO. 311		
8	D0TZ 1107-A	Bolt (R.H. hub)	8	D0TZ 1107-A	Bolt (R.H. hub)
	1109	Hub—use 1113 or 1114 assy.	1	D8TZ 1113-C	Hub & drum assy. (R.H.)
1	★D4UZ 1113-A	Hub and Drum assy.—R.H.—r/b D8TZ 1113-C(10/79)	1	D8TZ 1114-B	Hub & drum assy. (L.H.)
1	★D4UZ 1114-A	Hub and Drum assy.—L.H.—r/b D8TZ 1114-B(10/79)	8	D0TZ 1119-A	Bolt (L.H. hub)
8	D0TZ 1119-A	Bolt (L.H. hub)	8	C7TZ 1120-B	Nut (R.H. hub)
8	C7TZ 1120-B	Nut (R.H. hub)	8	C7TZ 1121-B	Nut (L.H. hub)
8	C7TZ 1121-B	Nut (L.H. hub)	2	B6Y 1124-A	Washer
	1126	Drum—use 1113 or 1114 assy.	2	C9TZ 1175-B	Retainer
2	D5UZ 1175-B	Retainer	2	C7TZ 1239-A	Cup (outer)
2	C7TZ 1239-A	Cup (outer bearing)	2	C7TZ 1240-A	Bearing (outer)
2	C7TZ 1240-A	Bearing (outer)	2	TCAA 1243-A	Cup (inner)
2	TCAA 1243-A	Cup (inner bearing)	2	C7TZ 1244-A	Bearing (inner)
2	C7TZ 1244-A	Bearing (inner)	PARTS LIST NO. 312		
PARTS LIST NO. 307			8	D0TZ 1107-A	Bolt (R.H. hub)
8	D0TZ 1107-A	Bolt (R.H. hub)	1	D8TZ 1113-C	Hub & drum assy. (R.H.)
2	C9TZ 1109-U	Hub	1	D8TZ 1114-B	Hub & drum assy. (L.H.)
8	D0TZ 1119-A	Bolt (L.H. hub)	8	D0TZ 1119-A	Bolt (L.H. hub)
8	C7TZ 1120-A	Nut (R.H. hub)	8	C7TZ 1120-B	Nut (R.H. hub)
8	C7TZ 1121-A	Nut (L.H. hub)	8	C7TZ 1121-B	Nut (L.H. hub)
2	D1TZ 1126-D	Drum	2	D5UZ 1175-B	Retainer
2	D5UZ 1175-B	Retainer	2	C7TZ 1239-A	Cup (outer)
			2	C7TZ 1240-A	Bearing (outer)
			2	TCAA 1243-A	Cup (inner)
			2	C7TZ 1244-A	Bearing (inner)



**BUY IT NOW!**

Click Here To Order

© 1980

FORD MOTOR COMPANY

DEARBORN, MICHIGAN

CHANGE 1





1973/79  
TRUCK SERIES 100/500

2001 SHOE and LINING KIT (BRAKE) -  
For Model Application - Refer to Front or Rear Brake Parts Lists in Section 20.1 and 22.1

PART NUMBER	Consists of Shoe and Lining	PART NUMBER	Consists of Shoe and Lining
D1TZ 2001-A	2-Primary 2-Secondary	D2UZ 2001-A	2-D2UZ 2018-A 2-D2UZ 2019-A
D1TZ 2001-B	2-Primary 2-Secondary	D3TZ 2001-A	2-D20A 2018-DA 2-D3TZ 2B486-A 2-D3TA 2019-CA 2-D3TZ 2B487-A 2-D20Z 2B164-A
D2TZ 2001-A	2-Primary 2-Secondary	D3TZ 2001-C	2-Primary 1-Secondary
D2TZ 2001-B	2-Primary 2-Secondary		
D2TZ 2001-E	4-D3TA 2018-AB		

QTY. PART NUMBER DESCRIPTION QTY. PART NUMBER DESCRIPTION  
2004 CYLINDER REPAIR KIT (BRAKE MASTER) - For Model usage refer to Booster Parts Lists in Section 23.1

<p>B9J 2004-A</p> <p>Consists of</p> <p>1-91A 2151 Gasket 1-91T 2174 Snap ring</p> <p>1-91A 2152 Gasket 1-2D 2180-A Boot</p> <p>1-TBAK 2169-A Piston 1- Valve</p> <p>1-91T 2173-A Cup 1- Seat</p>		<p>D3TZ 2004-A</p> <p>Consists of</p> <p>2-C0DD 2A122-A Seat 1-D2AA 2A511-AA Stop</p> <p>or</p> <p>2-D4DA 2B220-AA Seat</p> <p>1-C9TA 2169-A Piston 1-87002-S93 "0" ring</p> <p>1-C9TA 2A502-A Piston 1-97615-S Ring</p>	
<p>C1TZ 2004-C</p> <p>Consists of</p> <p>1-TYBJ 2169-A Piston 1-TYBJ 2174-A Snap ring</p> <p>1-7EQ 2173 Cup 1-C1TT 2180-A Boot</p>		<p>D3TZ 2004-B</p> <p>Consists of</p> <p>2-C0DD 2A122-A Seat 1-D20A 2A511-AD Stop</p> <p>or</p> <p>2-D4DA 2B220-AA Seat</p> <p>1-D3TA 2169-AB Piston 1-97615-S Ring</p> <p>1-D3TA 2A502-BA Piston</p>	
<p>C1TZ 2004-D</p> <p>Consists of</p> <p>1-TBAK 2169-A Piston 1-91T 2178-B Valve</p> <p>1-91T 2173 Cup 1-C1TT 2180-B Boot</p> <p>1-91T 2174 Snap ring 1-4446633 Seat</p>		<p>D3TZ 2004-C</p> <p>Consists of</p> <p>1-D3TA 2A043-AA Push Rod 1-C7AA 2B224-A Retainer</p> <p>2-C0DD 2A122-A Seat 1-D20A 2A502-AD Piston</p> <p>or</p> <p>2-D4DA 2B220-AA Seat</p> <p>1-D3TA 2169-AA Piston 1-D20A 2A511-AD Stop</p> <p>1-0A 2180 Boot 1-97615-S Ring</p>	
<p>C8TZ 2004-G</p> <p>Consists of</p> <p>1-Washer 2-Seals</p> <p>3-Snap rings 1-Bushing</p> <p>1-Check valve Assy. 1-Valve body</p> <p>1-Piston 1-Diaphragm gasket</p> <p>2-"0" rings 3-Springs</p> <p>1-Valve insert</p>		<p>D3UZ 2004-A</p> <p>Consists of</p> <p>1-D0UA 2A043-B Push Rod 1-C9TA 2A502-A Piston</p> <p>1-C9TA 2169-A Piston 1-D2AA 2A511-AA Stop</p> <p>2-C0DD 2A122-A Seat 1-87002-S93 ""0" ring</p> <p>or</p> <p>2-D4DA 2B220-AA Seat</p> <p>1-D0UA 2180-B Boot 1-97615-S Ring</p> <p>1-C7AA 2B224-A Retainer</p>	
<p>C9TZ 2004-E</p> <p>Consists of</p> <p>1-Primary piston Assy. 2-Seat tubes</p> <p>2-Pressure cups 2-Residual valve springs</p> <p>1-Cup protector 1-Boot</p> <p>1-Pumping cup 1-Push rod</p> <p>3-"0" ring seals 1-Snap ring retainer</p> <p>2-Residual valves 1-Push rod retainer</p> <p>2-Self tapping screws</p>		<p>D4TZ 2004-D</p> <p>Consists of</p> <p>1-D3TA 2A043-AA Push rod 1-0A 2180 Boot</p> <p>2-C0DD 2A122-A Seat 1-C7AZ 2B224-A Retainer</p> <p>or</p> <p>1-D20A 2A502-AD Piston</p> <p>2-D4DA 2B220-AA Seat 1-D20A 2A511-AD Stop</p> <p>1-D4TA 2169-AA Piston 1-97615-S Ring</p>	
<p>C9TZ 2004-H</p> <p>Consists of</p> <p>1-Primary piston Assy. 2-Seat tubes</p> <p>2-Pressure cups 2-Residual valve springs</p> <p>1-Cup protector 1-Snap ring retainer</p> <p>1-Pumping cup 2-Self tapping screws</p> <p>3-"0" ring seals 2-Residual valves</p>		<p>D4TZ 2004-E</p> <p>Consists of</p> <p>2-C0DD 2A122-A Seat 1-D3TA 2A502-BA Piston</p> <p>or</p> <p>1-D20A 2A511-AD Stop</p> <p>2-D4DA 2B220-AA Seat 1-97615-S Ring</p> <p>1-D4TA 2169-DA Piston</p>	



**BUY IT NOW!**

Click Here To Order



COPYRIGHT © 1979-

FORD MOTOR  
COMPANY

-DEARBORN, MICHIGAN

NEW ISSUE

1973/79  
TRUCK SERIES 100/500

QTY.	PART NUMBER	DESCRIPTION	QTY.	PART NUMBER	DESCRIPTION
2004 CYLINDER REPAIR KIT (BRAKE MASTER) – For Model usage refer to Booster Parts Lists in Section 23.1 — Cont'd					
★	D4TZ 2004-F	r/b D3TZ-A, D3UZ-A, or D5TZ-B		D5UZ 2004-C	
Consists of			Consists of		
	2-CODD 2A122-A	Seat		2-CODD 2A122-A	Seat
	1-C9TA 2A502-BA	Piston		1-D3TA 2A502-BA	Piston
	1-D20A 2A511-AD	Stop		1-D20A 2A511-AD	Stop
	2-D4DA 2B220-AA	Seat		2-D4DA 2B220-AA	Seat
	1-97615-S	Ring		1-97615-S	Ring
	1-D4TA 2169-BA	Piston		1-D4TA 2169-DA	Piston

YEAR	MODEL/RESTRICTIONS	PART NUMBER	DESCRIPTION	QTY.
2K004-5 SHIELD (FRONT DISC BRAKES ROTOR)				
75/	E100/150	(RH) D5UZ 2K004-B	(LH) D5UZ 2K005-B	1
75	E250/350	(RH) D5UZ 2K004-A	(LH) D5UZ 2K005-A	1
76/	E250/350	D6TZ 2K004-A		2
73	F100/250 -- 2/W/D with single piston "Before Ser. R00,001"	(RH) D3TZ 2K004-A	(LH) D3TZ 2K005-A	1
73/74	F100/250 -- 2/W/D with single piston "From Ser. R00,001 to Ser. U60,001"	(RH) D3TZ 2K004-B	(LH) D3TZ 2K005-B	1
			Includes D3TZ 2B160-A gasket	
74/	F100/250 -- 2/W/D with single piston "From Ser. U60,001"	(RH) D4TZ 2K004-B	(LH) D4TZ 2K005-B	1
76/	F100/150 -- 4/W/D	(RH) D6TZ 2K004-B	(LH) D6TZ 2K005-A	1
73/75	F250/350 -- 2/W/D with dual piston	C8TZ 2K004-A		2
76/	F250/350 -- 2/W/D with dual piston	D6TZ 2K004-A		2
76/77	F250 -- 4/W/D with dual piston "Before Ser. Y40,001"	(RH) ★ D6TZ 2K004-C r/b D8TZ 2K004-A	(LH) ★ D6TZ 2K005-B r/b D8TZ 2K005-A	1
77	F250 -- 4/W/D with dual piston "From Ser. Y40,001"	(RH) ★ D7TZ 2K004-A r/b D8TZ 2K004-A	(LH) ★ D7TZ 2K005-A r/b D8TZ 2K005-A	1
78/	F250 -- 4/W/D with dual piston	(RH) D8TZ 2K004-A	(LH) D8TZ 2K005-A	1

2005 Refer to Booster Parts List in Section 23.1					
PART NUMBER	CONSISTS OF		PART NUMBER	CONSISTS OF	
	LINING	RIVETS		LINING	RIVETS

2007 LINING KIT (BRAKE SHOE) – For Model Application – Refer to Front or Rear Brake Parts Lists in Sections 20.1 and 22.1						
Notes: Pri. – Primary, Sec. – Secondary						
B3T	2007-A	2-TDAA 2021-B	55-357082-S	C8TZ 2007-T	4-C8TZ 2284-N	60-rivets
		2-TDAA 2022-B		C8TZ 2007-U	4-C8TZ 2284-R	60-rivets
B3T	2007-D	4-TDAA 2284-C, H	60-Rivets	D1TZ 2007-A	2-Pri., 2-Sec.	48-rivets
		4-TSAH 2284-B		D1TZ 2007-B	2-Pri., 2-Sec.	48-rivets
B7Q	2007-B	4-TYBJ 2284-A	60-Rivets	D2TZ 2007-A	2-Pri., 2-Sec.	48-rivets
C3TZ	2007-D	2-C3TZ 2021-A	55-357082-S	D2TZ 2007-B	2-Pri., 2-Sec.	48-rivets
		2-C3TZ 2022-A		D2TZ 2007-C	2-Pri., 2-Sec.	48-rivets
C5TZ	2007-E	4-C5TZ 2284-F	60-356936-S	D2TZ 2007-D	2-Pri., 2-Sec.	48-rivets
C5TZ	2007-F	4-C5TZ 2284-D	60-356936-S	D2UZ 2007-A	2-D1UZ 2284-A	50-351939-S
C5TZ	2007-G	4-C5TZ 2284-E	56-356936-S		2-D2UZ 2285-A	
C6TZ	2007-A	2-Pri., 2-Sec.	62-rivets	D2UZ 2007-B	2-D2UZ 2021-A	50-351939-S
C8TZ	2007-L	4-C8TZ 2284-J	60-357092-S		2-D2UZ 2022-A	
C8TZ	2007-M	4-C8TZ 2284-K	60-357092-S	D3TZ 2007-A	2-Pri., 2-Sec.	53-rivets
C8TZ	2007-N	4-C8TZ 2284-L	60-357092-S			

YEAR	MODEL/RESTRICTIONS	PART NUMBER	DESCRIPTION	QTY.
2012-3 Refer to Front Brake Parts List – Section 20.1				
2B013 MANIFOLD and CHECK VALVE ASSY. (BRAKE VACUUM BOOSTER)– Also refer to Booster Parts List Section 23.1				
73/77	B-F500 -- w/o vacuum tanks	C3TZ 2B013-D		1
73/77	B-F500 -- w/vacuum gauge and 13" dash mounted booster	C3TZ 2B013-C		1



**BUY IT NOW!**

Click Here To Order



1973/79  
TRUCK SERIES 100/500

YEAR	MODEL/RESTRICTIONS	PART NUMBER	DESCRIPTION	QTY.
2B014	Refer to Booster Parts List - Section 23.1			
2018-9	Refer to Front Brake Parts List - Section 20.1			
2021-2	Supplied in 2007 Kits			
2A021	Refer to Booster Parts List - Section 23.1			
2B023	Refer to Booster Parts List - Section 23.1			
2027-9	Refer to Front or Rear Brake Parts Lists - Sections 20.1 and 22.1			
2031	<b>BRACKET ASSY. (BRAKE PEDAL LINK and LEVER)</b>			
73	E100/300 -- split hyd. vacuum drum brakes	D2UZ 2031-A		1
2031-2	<b>BRACKET (POWER BRAKE BOOSTER MOUNTING) - For Booster Identification and Booster Parts Lists, refer to Section 23.1</b>			
73/76	M450/500	D3HZ 2031-A	# D3HS 2031-EA-10 1/4" long	2
		D3HZ 2031-B	# D3HS 2031-FA-7 3/8" long	2
73/77	P500	B7J 2031-A	Front-use/TEAA 2005-B (booster)-hyd.	1
		★ B7J 2032-A	Rear	1
73/77	P500	20391-S8	(B-183)-bolt (booster to bracket)-7/16"-20 x 1"	2
		34808-S8	(X-67)-lockwasher-7/16"	
73/77	P500	33846-S8	(M-69)-nut (bracket to booster)-1/2"-13	1
		34809-S8	(X-68)-lockwasher-1/2"	
73/77	P500	20389-S8	(B-171)-bolt-(bracket to frame)-3/8"-24 x 1"	4
73/	F250/350, P350/400	33800-S8	(M-63)-nut-3/8"-24	3
		34807-S8	(X-66)-lockwasher-3/8"	
2K032	<b>TUBE ASSY. (BRAKE HYDRAULIC) - STRAIGHT - Improvise from bulk tubing (2269) and improvise insulators from rubber hose, friction tape, etc.</b>			
73/		87943-S32	(I-21)-fitting-1/4" tube-7/16"-24	2
73/		372130-S36	(MM-108-D)-nut-1/4" tube-1/2"-20 inverted flared tube	2
2035-6	Refer to Front or Rear Brake Parts Lists - Sections 20.1 and 22.1			
2A036	<b>GAUGE ASSY. (BRAKE VACUUM)</b>			
73/77	B-F-P500	D5HZ 2A036-A		1
73/76	P400			1
2A037	<b>HOSE (BRAKE BOOSTER RESERVOIR TANK GAUGE) - Improvise from bulk hose (17543)</b>			
73/		377760-S	(II-100-A)-hose-tee-(3 way)-1/2" x 1/2" x 1/4"	1
73/		380063-S	(II-2E)-nipple-(to manifold fitting)	1
73/		380064-S	(II-10-J)-elbow (to manifold fitting)-1/4"-18	1
2A040	<b>TUBE ASSY. (BRAKE MASTER CYLINDER TO CONNECTOR) - Improvise from bulk tubing (2269) and improvise insulators from rubber hose, friction tape, etc.</b>			
73/76	P350/400 -- w/o booster	★ C9TZ 2A040-C	Front outlet of master cylinder- "Before Ser. X20,001"	1
		r/bD5TZ 2A040-E	Front outlet of master cylinder- "From Ser X20,001"	1
		D5TZ 2A040-E	Front outlet of master cylinder- "From Ser X20,001"	1
		C9TZ 2A040-B	Rear outlet of master cylinder- "Before Ser. X20,001"	1
		D5TZ 2A040-D	Rear outlet of master cylinder- "From Ser. X20,001"	1
73/76	P350/400 -- w/booster	★ C9TZ 2A040-B	Front outlet of master cylinder- "Before Ser. X20,001"	1
		r/bD5TZ 2A040-D	Front outlet of master cylinder "From Ser. X20,001"	1
		D5TZ 2A040-D	Front outlet of master cylinder "From Ser. X20,001"	1
		★ C9TZ 2A040-C	Rear outlet of master cylinder- "Before Ser. X20,001"	1
		r/bD5TZ 2A040-E	Rear outlet of master cylinder- "From Ser, X20,001"	1
		D5TZ 2A040-E	Rear outlet of master cylinder- "From Ser, X20,001"	1
		370427-S	(II-136)-tee-4 way	1
		351735-S36	(MM-105-G)-nut-3/8"-16 tube	AR
		351736-S36	(MM-105-H)-nut-9/16"-18 x 7/16" tube	1
		382409-S	(GG-302)-clip-(tubes to body)-1/4" double	3



**BUY IT NOW!**

Click Here To Order



1973/79  
TRUCK SERIES 100/500

YEAR	MODEL/RESTRICTIONS	PART NUMBER	DESCRIPTION	QTY.
2A040	TUBE ASSY. (BRAKE MASTER CYLINDER TO CONNECTOR) — Cont'd Improvise from bulk tubing (2269) and improvise insulators from rubber hose, friction tape, etc.			
		375096-S36	(MM-105-F)-nut-1/2"-20 x 5/16" tube	AR
		358609-S8	(MM-103)-nut-7/16"-24 x 5/16" tube	AR
		87942-S8	(I-20)-fitting-connector nut-3/8"-24 tube	AR
2041	SCREW KIT (BRAKE ADJUSTING) For Model Application. Refer to Front or Rear Brake Parts Lists. Sections 20.1 and 22.1			
73/76	12 1/8" x 2 brakes	COAZ 2041-A	R.H.	1
	Consists of			
	1-C1VV 2041-A	Screw	1-C1AA 2048-A	Socket
	1-C2AZ 2047-A	Nut		1-373496-S43M Washer
73/76	12 1/8" x 2" brakes	COAZ 2041-B	L.H.	1
	Consists of			
	1-C1AZ 2041-B	Screw	1-C1AA 2048-A	Socket
	1-C1AZ 2047-A	Nut		1-373496-S43M Washer
73/	11" x 2", 11" x 2 1/4", 11" x 3" brakes	C1AZ 2041-C	R.H.	1
	Consists of			
	1-C4TZ 2041-A	Screw	1-C1AA 2048-A	Socket
	1-C2AZ 2047-A	Nut		1-373496-S43M Washer
73/	11" x 2", 11" x 2 1/4", 11" x 3" brakes	C1AZ 2041-D	L.H.	1
	Consists of			
	1-C1AZ 2041-A	Screw	1-C1AA 2048-A	Socket
	1-C1AZ 2047-A	Nut		1-373496-S43M Washer
73/74	10" x 1 3/4", 10" x 2 1/2" brakes	C4UZ 2041-C	R.H.	1
	Consists of			
	1-C4UZ 2041-A	Screw	1-C4UZ 2048-A	Socket
	1-C4UZ 2047-A	Nut		1-373496-S43M Washer
73/74	10" x 1 3/4", 10" x 2 1/2" brakes	C4UZ 2041-D	L.H.	1
	Consists of			
	1-C4UZ 2041-B	Screw	1-C4UZ 2048-A	Socket
	1-C4UZ 2047-B	Nut		1-373496-S43M Washer
73/	12" x 2 1/2", 12" x 3" brakes	C7TZ 2041-B	R.H.	1
	Consists of			
	1-C6TZ 2041-B	Screw		1-C6TZ 2047-B Nut
73/	12" x 2 1/2", 12" x 3" brakes	C7TZ 2041-C	L.H.	1
	Consists of			
	1-C6TZ 2041-A	Screw		1-C6TZ 2047-A Nut
2042	Refer to Front or Rear Brake Parts Lists—Sections 20.1 and 22.1			
2046	Refer to Front Brake Parts Lists — Section 20.1			
2A046	HOSE (BRAKE CHECK VALVE TO INTAKE MANIFOLD) — Also refer to group 2-2352 — cut from bulk hose (4090)			
		87943-S8	(I-21)-fitting-connector nut-7/16"-24 tube	AR
2A047	HOSE (POWER BRAKE BOOSTER) — Improvise from bulk hose (4090)			
73/		373002-S	(II-15)-elbow-(to engine)-hose-1/4"-18 x 3/8"	1
73/		374632-S	(II-11-A)-elbow-(to engine)-3/8"-18-90°	1

**100% SATISFACTION GUARANTEED**

**BUY IT NOW!**

**Click Here To Order**

PayPal American Express Discover MasterCard VISA

**1973/79  
TRUCK SERIES 100/500**

YEAR	MODEL/RESTRICTIONS	PART NUMBER	DESCRIPTION	QTY.
2048-9	Refer to Front or Rear Brake Parts Lists - Sections 20.1 and 22.1			
2051	Refer to Front Brake Parts Lists - Section 20.1			
2A051	BRACKET (BRAKE LINE SUPPORT)			
76/77	B-F500	C8TZ 2A051-B		1
2052	Refer to Front Brake Parts List - Section 20.1			
2B052	TUBE (BRAKE BOOSTER CONNECTING) - Improvise from bulk tubing (2269) and improvise insulators from rubber hose, friction tape, etc.			
2053	Refer to Front or Rear Brake Parts Lists - Sections 20.1 and 22.1			
2055	Refer to Rear Brake Parts Lists - Section 22.1			
2061-2	Refer to Front or Rear Brake Parts Lists - Sections 20.1 and 22.1			
2063	TANK ASSY. (BRAKE AIR RESERVOIR)			
73/76	B500 -- split H/V brakes	★ TWAA 2063-A	7 3/4" x 23 3/4" (1000 cubic inches)-Order from Bendix-Westinghouse No. 281835	1
73/77	F500 -- single and split H/V brakes			1
73/76	M450/500 -- split H/V brakes			1
77	B500 -- split H/V brakes	D7TZ 2063-A		1
2066	Refer to Front or Rear Brake Parts Lists - Sections 20.1 and 22.1			
2B067	TUBE (BRAKE HAND CONTROL VALVE) - Improvise from bulk tubing (2269) and improvise insulators from rubber hose, friction tape, etc.			
2068-9	Refer to Front or Rear Brake Parts Lists - Sections 20.1 and 22.1			
2073	BRACKET (REAR BRAKE HOSE SUPPORT)			
73	B500 -- split H/V brakes- "Before Ser. Q60, 001"	C8TZ 2073-A		1
73/77	B500 -- split H/V brakes- "From Ser. Q60, 001"	D2TZ 2073-A		1
73/74	E100/300	C7TZ 2073-A		1
75/76	E100/350	D5UZ 2073-A		1
77/	E100/350	D7UZ 2073-A		1
73/	F100/350	C7TZ 2073-A		1
73	F500 -- single and split H/V brakes- "Before Ser. Q60, 001"	C8TZ 2073-A		1
73/77	F500 -- single and split H/V brakes- "From Ser. Q60, 001"	D2TZ 2073-A		1
		20389-S8	(B-171)-bolt-(bracket to side member)- L.H.-3/8"-24 x 1"	1
		34395-S8	(M-99-A)-locknut-3/8"-24	1
73/76	P350/400	59T 2073-B		1
73/77	P500			1
73/76	M450/500	D2TZ 2073-A		1
2B073	Refer to Booster Parts Lists - Section 23.1			
2074	CONNECTOR (BRAKE PIPE TO REAR AXLE HOUSING) - For re-usable hose fittings refer to group 2269			
73/77	B500 -- conventional & two speed axle	01T 2074-B		1
73/77	B500 -- split H/V brakes	C8TZ 2074-A		1
73/	F350	01T 2074-A		1
73/77	F500 -- conventional & two speed axle	01T 2074-B		1
73/77	F500 -- split H/V brakes	C8TZ 2074-A		1
73/77	F500 -- single H/V brakes	C8TZ 2074-B		1



**BUY IT NOW!**

**Click Here To Order**



COPYRIGHT © 1979-

FORD MOTOR  
COMPANY

-DEARBORN, MICHIGAN

**NEW ISSUE**



1973/79  
TRUCK SERIES 100/500

YEAR	MODEL/RESTRICTIONS	PART NUMBER	DESCRIPTION	QTY.			
<b>2074 CONNECTOR (BRAKE PIPE TO REAR AXLE HOUSING) – For re-usable hose fittings refer to group 2269 – Cont'd</b>							
73/76	M450/500	C8TZ 2074-A		1			
73/76	P350/400	01T 2074-A		1			
73/77	P500 -- conventional & two speed axle	01T 2074-B		1			
2B074-5 Refer to Booster Parts Lists – Section 23.1							
<b>2076 FITTING (BRAKE and CLUTCH MASTER CYLINDER OUTLET) – Also refer to Front Brake Parts Lists – Section 20.1</b>							
73/76	P350/500	357852-S	(II-57)-(clutch)-7/16"-24	1			
73/76	P350/500	352336-S	(II-59)-(brake)-pipe-1/8"	1			
73/76	F250/350, B-F500	357645-S	(II-122)-(brake)-4 way tee	1			
73/76	P350/500		(brake)	1			
<b>2077 BOLT (BRAKE INLET, OUTLET and CLUTCH FITTING)</b>							
73/77	B-F500	7EQ 2077-A	(brake master cylinder outlet to brake booster)-1/2"-20 x 1/2"	1			
73/77	B500		(brake booster inlet)	1			
73/76	P350/500	7RA 2077	(brake master cylinder outlet)-1/2"-20 x 15/32"	1			
73/76	P350/500		(clutch master cylinder inlet)	1			
<b>2C077 HARDWARE KIT (SHOE &amp; LINING)</b>							
73/75	E-F100/150,F250 -- Single Piston	D3TZ 2C077-A		1			
Consists of 1-D20Z 2B164-A Clip 1-D3TZ 2B486-A Spring 1-D3TZ 2B487-A Key							
76/	E-F100/150,F250 -- Single Piston	D6TZ 2C077-A		1			
Consists of 1-D6TZ 2B164-A Clip 1-D3TZ 2B486-A Spring 1-D3TZ 2B487-A Key							
76/	E-F250/350 -- 2/W/D-dual piston	D6TZ 2C077-B		1			
76/77	F250 -- 4/W/D-dual piston "Before Ser. Y40,001"						
Consists of 1-D6TZ 2B164-B Clip 1-D6TZ 2B486-A Spring 1-D6TZ 2B487-A Key							
77/	F250 -- 4/W/D-dual piston "From Ser. Y40,001"	D7TZ 2C077-A		1			
Consists of 1-D6TZ 2B164-B Clip 1-D7TZ 2B486-A Spring 1-D7TZ 2B487-A Key							
YEAR	MODEL	B R A K E	T R A P C. ▲	L O C. ▲	DESCRIPTION	PART NUMBER	
						R.H.	L.H.
<b>2078 HOSE ASSY. (BRAKE)</b>							
▲ F-Front R-Rear							
NOTE 2- Ends are 1 7/16" long (to hex. nut). Be sure replacement hose end length matches old hose end length.							
NOTE 4- Ends are 1" long (to hex. nut). Be sure replacement hose end length matches old hose end length.							
73/76	B500	F			Frame to (2082) bracket-- -NOTE 2 "Before Ser. Q30,001" -NOTE 4 "From Ser. Q30,001"	C9TZ 2078-D D3HZ 2078-A	C9TZ 2078-D D3HZ 2078-A
		R			(2074) conn. to frame brake line-- "Before Ser. Q60,001" -(2074) forward port -(2074) rear port		★ C8TZ 2282-A r/b D5TZ 2282-J ★ C8TZ 2282-B r/b D2TZ 2282-B
		R			(2074) conn. to frame brake line-- "From Ser. Q60,001 to Ser. X60,001" -(2074) forward port -(2074) rear port		D2TZ 2282-A ★ D2TZ 2282-B r/b D5TZ 2282-K



**BUY IT NOW!**

Click Here To Order



**1973/79  
TRUCK SERIES 100/500**

YEAR	MODEL	B R Y A P C. K E E ▲	L O C. ▲	DESCRIPTION	PART NUMBER	
					R.H.	L.H.
2078				HOSE ASSY. (BRAKE) — Cont'd ▲ F—Front R—Rear		
				NOTE 2— Ends are 1 7/16" long (to hex. nut). Be sure replacement hose end length matches old hose end length. NOTE 4— Ends are 1" long (to hex. nut). Be sure replacement hose end length matches old hose end length.		
73/76	B500		R	(2074) conn. to frame brake line— "From Ser. X60,001" —(2074) forward port —(2074) rear port		D5TZ 2282-J D5TZ 2282-K
77	B500		F	Frame to (2082) bracket — —primary —secondary	D5TZ 2078-T D5TZ 2078-S	D5TZ 2078-T D5TZ 2078-S
			R	(2074) conn. to frame brake line —(2074) forward port —(2074) rear port		D5TZ 2282-J D5TZ 2282-K
73/74	E100/300		F	To wheel cylinder	D3UZ 2078-A	D3UZ 2078-B
			R	Axle tube to frame brake line— —E100/200  —E300		★ C8TZ 2282-C r/b D5TZ 2282-E C8TZ 2282-D
75	E100/150		F	To wheel cylinder "Before Ser. X20,001"	D3TZ 2078-A	D3TZ 2078-B
			F	To wheel cylinder "From Ser. X20,001"	D5TZ 2078-H	D5TZ 2078-G
			R	Axle tube to frame brake line "Before Ser. X20,001"		★ D5UZ 2282-A r/b D5UZ 2282-D
			R	Axle tube to frame brake line "From Ser. X20,001"		★ D5UZ 2282-D r/b D5UZ 2282-E
	E250/350		F	To wheel cylinder "Before Ser. X20,001"	D5UZ 2078-E	D5UZ 2078-F
			F	To wheel cylinder "From Ser. X20,001"	D5UZ 2078-C	D5UZ 2078-D
			R	Axle tube to frame brake line "Before Ser. X20,001" —E250  —E350		★ D5UZ 2282-B r/b D5UZ 2282-E ★ D5UZ 2282-C
75	E250/350		R	Axle tube to frame brake line "From Ser. X20,001" —E250 —E350		D5UZ 2282-E D5UZ 2282-F
76/77	E100/150		F	To wheel cylinder	D5TZ 2078-H	D5TZ 2078-G
			R	Axle tube to frame brake line		D5UZ 2282-E
	E250/350		F	To wheel cylinder— "Before Ser. A75,001"	D5UZ 2078-C	D5UZ 2078-D
			F	To wheel cylinder— "From Ser. A75,001 to Ser. B50,001"	D6UZ 2078-A	D6UZ 2078-B
			F	To wheel cylinder— "From Ser. B50,001"	★ D6UZ 2078-F r/b D9TZ 2078-A	★ D6UZ 2078-E r/b D9TZ 2078-B
			R	Axle tube to frame brake line —E250 —E350		D5UZ 2282-E D5UZ 2282-F
78/	E100/150		F	To wheel cylinder	D5TZ 2078-H	D5TZ 2078-G
			R	Axle tube to frame brake line		D8TZ 2282-B
	E250/350		F	To wheel cylinder "Before Ser. FC0,001"	★ D6UZ 2078-F r/b D9TZ 2078-A	★ D6UZ 2078-E r/b D9TZ 2078-B
			F	To wheel cylinder — — "From Ser. FC0,001"	D9TZ 2078-A	D9TZ 2078-B
			R	Axle tube to frame brake line		D8TZ 2282-B



**BUY IT NOW!**

**Click Here To Order**

COPYRIGHT © 1979—

FORD MOTOR

—DEARBORN, MICHIGAN

COMPANY

**NEW ISSUE**



1973/79  
TRUCK SERIES 100/500

YEAR	MODEL	B R A K E	T R A K E	L O C A T I O N	DESCRIPTION	PART NUMBER				
						R.H.		L.H.		
2078	HOSE ASSY. (BRAKE) — Cont'd ▲ F-Front R-Rear									
NOTE 2— Ends are 1 7/16" long (to hex. nut). Be sure replacement hose end length matches old hose end length.										
NOTE 4— Ends are 1" long (to hex. nut). Be sure replacement hose end length matches old hose end length.										
73/75	F100/150		F		Frame bracket to wheel	★ D3TZ 2078-A r/b D5TZ 2078-H		★ D3TZ 2078-B r/b D5TZ 2078-G		
			R		Axle tube to frame brake line "Before Ser. X20,001" "From Ser X20,001"			★ D3TZ 2282-B r/b D5TZ 2282-H D5TZ 2282-H		
	F100 -- 4/W/D		F		Hose and tube assy. "Before Ser. Q40, 001"	D2TZ 2A420-A		★ D2TZ 2A420-B r/b D5TZ 2A420-B		
			F		Hose and tube assy. "From Ser. Q40,001 to Ser. T20,001"	D3TZ 2A420-A		★ D2TZ 2A420-B r/b D5TZ 2A420-B		
			F		Hose and tube assy. -- M/T "From Ser. T20,001 to Ser X20,001"	D3TZ 2A420-A		★ D2TZ 2A420-B r/b D5TZ 2A420-B		
			F		Hose and tube assy. -- M/T "From Ser. X20,001"	D5TZ 2A420-A		D5TZ 2A420-B		
			F		Hose and tube assy. -- A/T "From Ser T20,001 to Ser X20,001"	★ D4TZ 2A420-A r/b D5TZ 2A420-C		★ D2TZ 2A420-B r/b D5TZ 2A420-B		
			F		Hose and tube assy. A/T "From Ser X20,001"	D5TZ 2A420-C		D5TZ 2A420-B		
			F		Hose-valve (2B257) on frame to axle "Before Ser. X20,001" "From Ser X20,001"			★ D2TZ 2078-A r/b D5TZ 2078-F D5TZ 2078-F		
			R		Axle tube to frame brake line "Before Ser. X20,001" "From Ser. X20,001"			★ D3TZ 2282-A r/b D5TZ 2282-G D5TZ 2282-G		
	F250 -- 2/W/D		F		Frame bracket to wheel— -6200 GVW -over 6200 GVW "Before Ser. X20,001" -over 6200 GVW "From Ser. X20,001"	D3TZ 2078-A D2TZ 2078-C D5TZ 2078-L		D3TZ 2078-B D2TZ 2078-D D5TZ 2078-B		
			R		Axle tube to frame brake line "Before Ser. X20,001" "From Ser. X20,001"			★ C8TZ 2282-C r/b D5TZ 2282-E D5TZ 2282-E		
	F250 -- 4/W/D		F		Frame bracket to wheel "Before Ser. X20,001" "From Ser X20,001"	★ D3TZ 2078-C r/b D5TZ 2078-E D5TZ 2078-E		★ D3TZ 2078-C r/b D5TZ 2078-E D5TZ 2078-E		
			R		Axle tube to frame brake line "Before Ser. X20,001" "From Ser X20,001"			★ C9TZ 2282-A r/b D5TZ 2282-A D5TZ 2282-A		
	F350		F		Frame bracket to wheel "Before Ser. X20,001" "From Ser. X20,001"	★ D2TZ 2078-C r/b D5TZ 2078-L D5TZ 2078-L		★ D2TZ 2078-D r/b D5TZ 2078-B D5TZ 2078-B		
			R		Axle tube to frame brake line "Before Ser. X20,001" "From Ser. X20,001"			★ D3TZ 2282-C r/b D5TZ 2282-F D5TZ 2282-F		
76/	F100/150 -- 2/W/D		F		Frame bracket to wheel	D5TZ 2078-H		D5TZ 2078-G		
			R		Axle tube to frame brake line			D8TZ 2282-C		
76	F100/150 -- 4/W/D		F		Hose and tube assy.	D6TZ 2078-A		D6TZ 2078-B		
			F		Hose-valve (2B257) on frame to axle			D5TZ 2078-F		
			R		Axle tube to frame brake line			D5TZ 2282-G		
77	F150 -- 4/W/D		F		Hose and tube assy.	D7TZ 2078-B		D6TZ 2078-B		
			F		Hose - valve (2B257) on frame to axle			D7TZ 2078-A		
			R		Axle tube to frame brake line			D5TZ 2282-G		



**BUY IT NOW!**

**Click Here To Order**



**1973/79  
TRUCK SERIES 100/500**

YEAR	MODEL	B R A K E	T R Y P C ▲	L O C. ▲	DESCRIPTION	PART NUMBER	
						R.H.	L.H.
2078					HOSE ASSY. (BRAKE) — Cont'd ▲ F-Front R-Rear		
					NOTE 2— Ends are 1 7/16" long (to hex. nut). Be sure replacement hose end length matches old hose end length. NOTE 4— Ends are 1" long (to hex. nut). Be sure replacement hose end length matches old hose end length.		
78/	F150 -- 4/W/D				F Hose and tube assy-Reg cab	D8TZ 2078-A	D8TZ 2078-B
					F Hose and tube assy-Super cab	D8TZ 2078-E	D8TZ 2078-D
					F Hose - valve (2B257) on frame to axle-Reg cab		D8TZ 2078-C
					F Hose - valve (2B257) on frame to axle-Super cab		★ 2269
					R Axle tube to frame brake line-Reg cab		D8TZ 2282-C
					R Axle tube to frame brake line-Super cab		D8TZ 2282-C
76/77	F250 -- 2/W/D				F Frame bracket to wheel		
					-6900 GVW and under	D5TZ 2078-H	D5TZ 2078-G
					-over 6900 GVW- "Before Ser. A75,001"	D6TZ 2078-E	D6TZ 2078-F
					-over 6900 GVW- "From Ser. A75,001"	D6TZ 2078-N	D6TZ 2078-N
					R Axle tube to frame brake line		D5TZ 2282-E
78/	F250 -- 2/W/D				F Frame bracket to wheel		
					-6900 GVW and under	D5TZ 2078-H	D5TZ 2078-G
					-over 6900 GVW	D6TZ 2078-N	D6TZ 2078-N
					R Axle tube to frame brake line		
					-Reg. and Super cab		D8TZ 2282-B
					-Crew cab		D5TZ 2282-F
76/77	F250 -- 4/W/D				F Frame bracket to wheel		
					"Before Ser. Y40,001" Reg. cab - 6&8 cyl. eng.	D6TZ 2078-J	D6TZ 2078-K
					"From Ser. Y40,001" Reg. cab - 6&8 cyl. eng.	D7TZ 2078-D	D7TZ 2078-E
					Crew cab - 6 cyl. eng.	D6TZ 2078-J	D6TZ 2078-K
					Crew cab - 8 cyl. eng.	D6TZ 2078-L	D6TZ 2078-M
					R Axle tube to frame brake line- "Before Ser. Y400,001"		D5TZ 2282-A
					R Axle tube to frame brake line- "From Ser. Y40,001"		D5TZ 2282-G
78/	F250 -- 4/W/D				F Frame bracket to wheel		
					Reg. & Super cab-6&8 cyl. eng.	D7TZ 2078-D	D7TZ 2078-E
					Crew cab-6 cyl. eng.	D6TZ 2078-J	D6TZ 2078-K
					Crew cab-8 cyl. eng.	D6TZ 2078-L	D6TZ 2078-M
					R Axle tube to frame brake line		D8TZ 2282-C
76/77	F350				F Frame bracket to wheel		
					"Before Ser. A75,001"	D6TZ 2078-E	D6TZ 2078-F
					"From Ser. A75,001"	D6TZ 2078-N	D6TZ 2078-N
					R Axle tube to frame brake line		D5TZ 2282-F
78/	F350				F Frame bracket to wheel bracket	D6TZ 2078-N	D6TZ 2078-N
					R Axle tube to frame brake line		D8TZ 2282-B
79	F350 -- 4/W/D				F Frame bracket to wheel bracket	D7TZ 2078-D	D7TZ 2078-E
					R Axle tube to frame brake line		D8TZ 2282-C



**BUY IT NOW!**  
Click Here To Order



1973/79  
TRUCK SERIES 100/500

YEAR	MODEL	B R A K E	T R A C K	L O C A T I O N	DESCRIPTION	PART NUMBER		
						R.H.	L.H.	
2078		HOSE ASSY. (BRAKE) — Cont'd						
		▲ F-Front R-Rear						
NOTE 2-		Ends are 1 7/16" long (to hex. nut). Be sure replacement hose end length matches old hose end length.						
NOTE 4-		Ends are 1" long (to hex. nut). Be sure replacement hose end length matches old hose end length.						
73/77	F500			F	Frame bracket to wheel bracket— -NOTE 2 "Before Ser. Q30, 001" -NOTE 4 "From Ser. Q30, 001"	C9TZ 2078-D D3HZ 2078-A	C9TZ 2078-D D3HZ 2078-A	
				R	(2074) conn. to frame brake line— "Before Ser. Q60,001" -Split system (two hoses) -(2074) forward port  -(2074) rear port  -Single system (one hose)		★ C8TZ 2282-A r/b D5TZ 2282-J ★ C8TZ 2282-B r/b D2TZ 2282-B C8TZ 2282-A	
				R	(2074) conn. to frame brake line— "From Ser. Q60,001 to Ser. X60,001" -Split system (two hoses) -(2074) forward port -(2074) rear port  -Single system (one hose)		D2TZ 2282-A ★ D2TZ 2282-B r/b D5TZ 2282-K D2TZ 2282-A	
				R	(2074) conn. to frame brake line "From Ser. X60,001" -split system(two hoses) -(2074)forward port -(2074)rear port -Single system(one hose)		D5TZ 2282-J D5TZ 2282-K D5TZ 2282-J	
73/76	M450/500			F	Frame bracket to wheel bracket	D3TZ 2078-G	D3TZ 2078-G	
				R	(2074) conn. to frame brake line "Before Ser. X60,001" -(2074) forward port  -(2074) rear port		★ D3HZ 2282-A r/b D5TZ 2282-J ★ D3HZ 2282-B r/b D5TZ 2282-K	
				R	(2074) conn. to frame brake line— "From Ser. X60,001" -(2074)forward port -(2074)rear port		D5TZ 2282-J D5TZ 2282-K	
73/76	P350/400			F	Frame to wheel cyl. "Before Ser. X20,001" "From Ser. X20,001"	★ C8TZ 2078-E r/b D5TZ 2078-C D5TZ 2078-C	★ C8TZ 2078-E r/b D5TZ 2078-C D5TZ 2078-C	
				R	Axle tube to frame brake line "Before Ser. X20,001" "From Ser. X20,001"		C8TZ 2282-E D5TZ 2282-B	
73/77	P500			F	Frame bracket to wheel cyl. "Before Ser. X20,001" "From Ser. X20,001"	★ C9TZ 2078-B r/b D5TZ 2078-D D5TZ 2078-D	★ C9TZ 2078-B r/b D5TZ 2078-D D5TZ 2078-D	
				R	Axle tube to frame brake line "Before Ser. X20,001" "From Ser. X20,001"		C8TZ 2282-F D5TZ 2282-D	

YEAR	MODEL/RESTRICTIONS	PART NUMBER	DESCRIPTION	QTY.
2078		HOSE ASSY. (BRAKE) — Cont'd		
73/77	B500 -- 14 x 2 1/2" H/V brakes	382898-S	(II-176-XC)-elbow-inverted flare bulk head-7/16"	1
		33947-S7-8	(M-73)-nut (hose to frame)-5/16"-18	2
		356610-S2	(XX-293)-lockwasher-internal tooth-3/4"	AR
2082		BRACKET (FRONT BRAKE HOSE SUPPORT) — Also refer to group 2K340		
73/76	B500 -- 14 x 2 1/2" H/V brakes	D1TZ 2082-D	R.H.- # D1TA 2082-BA-front	1
		D1TZ 2082-E	L.H.- # D1TA 2A056-AA-front	1
77	B500 -- 15" x 3" H/V brakes	C9TZ 2082-G	R.H. - # C9TA 2082-E-at wheel	1
		C9TZ 2082-H	L.H. - # C9TA 2A056-C-at wheel	1



**BUY IT NOW!**

**Click Here To Order**



1973/79  
TRUCK SERIES 100/500

YEAR	MODEL/RESTRICTIONS	PART NUMBER	DESCRIPTION	QTY.	
<b>2082 BRACKET (FRONT BRAKE HOSE SUPPORT) - Also refer to group 2K340 - Cont'd</b>					
73/76	B500 -- H/V brakes	D0TZ 2082-B	Front	1	
73/74	E100/300	(RH) C8TZ 2082-A	(LH) C3TZ 2082-B	1	
73/75	F100 -- 4/W/D	D1TZ 2082-C		2	
76/	F100/150 -- 4/W/D	D6TZ 2082-A		2	
77	F150 -- 4/W/D	D7TZ 2082-A		2	
78/	F150 -- 4/W/D -- Reg cab	(RH) D8TZ 2082-A	(LH) D8TZ 2082-B	1	
	Super cab	D7TZ 2082-B		2	
73/	F100/250 -- 2/W/D	(RH) D2TZ 2082-A	(LH) D2TZ 2082-B	1	
73/75	F250 -- 4/W/D	D3TZ 2082-C	Attaches to frame	2	
73/75	F250 -- 4/W/D with 3300 lb. front axle	D3TZ 2082-D	R.H.-5 7/8" long-attaches to axle	1	
		D3TZ 2082-E	L.H.-6 15/32" long	1	
76/77	F250 -- 4/W/D "Before Ser. Y40,001"	D6TZ 2082-A		2	
77/	F250 -- 4/W/D "From Ser. Y40,001"	D7TZ 2082-B		2	
73/75	F250 -- 4/W/D with 3500 lb. front axle	D3TZ 2082-A	R.H.-#R-attaches to axle	1	
		D3TZ 2082-B	L.H.-#L	1	
73/	F350	(RH) D2TZ 2082-A	(LH) D2TZ 2082-B	1	
79	F350 -- 4/W/D	D7TZ 2082-B		2	
73/77	F500 -- 14 x 2 1/2" H/V brakes	D1TZ 2082-D	R.H.-#D1TA 2082-BA-front	1	
		D1TZ 2082-E	L.H.-#D1TA 2A056-AA-front	1	
73/76	M450/500	D1TZ 2082-D	R.H.-#D1TA 2082-BA-front-at wheel	1	
		D1TZ 2082-E	L.H.-#D1TA 2A056-AA-front-at wheel	1	
	"Before Ser. X40,001"	D0HZ 2082-B	On frame L.H. only	1	
	"From Ser. X40,001"	D0TZ 2082-B	On frame L.H. only	1	
73/77	F500 -- H/V brakes	D0TZ 2082-B	Front	1	
73/77	P500	(RH) C9TZ 2082-A	(LH) C9TZ 2082-B	1	
<b>2084 CLAMP and SUPPORT ASSY. (BRAKE BOOSTER VACUUM RESERVE TANK)</b>					
73/76	M450/500	D3HZ 2084-A	#D3HS 2084-A	4	
73/76	P350/400	8T 2084		4	
73/77	P500			4	
<b>2B087 Refer to Rear Brake Parts Lists - Section 22.1</b>					
<b>2A088 Refer to Booster Parts List - Section 23.1</b>					
<b>2A091 BOOSTER INSTALLATION KIT (POWER BRAKE)</b>					
73	E100/300	★ D3UZ 2A091-A	r/b D4UZ 2A091-A	1	
Consists of					
1-D3UZ 2005-A	Booster	1-D3TA 2B432-AB	Tube	2-97329-S35	Clamp
1-D2UA 2A047-AA	Hose	1-D2UZ 2455-A	Pedal	1-371060-S32	Clip
1-C9TA 2169-A	Piston	1-D3TA 9A474-EA	Fitting	2-380614-S	Cap
1-D2UA 2234-MB	Tube	3-55914-S2	Screw	2-382802-S100	Nut
1-D2UA 2234-ND	Tube	2-72025-S	Pin	3-382409-S100	Clip
1-D2UA 2B432-AA	Tube	1-95873-S	Strap	1-Installation sketch	
74	E100/300	★ D4UZ 2A091-A		1	
Consists of					
1-D3UZ 2005-A	Booster	1-D4TA 2B432-FA	Tube		
1-D2UA 2A047-AA	Hose	1-D4UA 2B432-CA	Tube	1-371060-S32	Clip
1-D4TA 2169-BA	Piston	1-D2UZ 2455-A	Pedal		
1-D2UA 2234-MB	Tube	3-55914-S2	Screw	3-382409-S100	Clip
1-D2UA 2234-NB	Tube	2-72025-S	Pin	2-382802-S100	Nut
1-D3UA 2B432-CA	Tube	1-95873-S	Strap	1-385904-S100	Tee
		2-97329-S35	Clamp	1-Installation sketch	



**BUY IT NOW!**

**Click Here To Order**

COPYRIGHT © 1979-

FORD MOTOR  
COMPANY

-DEARBORN, MICHIGAN

**NEW ISSUE**



1973/79  
TRUCK SERIES 100/500

YEAR	MODEL/RESTRICTIONS	PART NUMBER		DESCRIPTION	QTY.	
<b>2A091 BOOSTER INSTALLATION KIT (POWER BRAKE) -- Cont'd</b>						
73	F100 -- 2/W/D	★ D3TZ 2A091-A		m/w D3TZ 2005-A	1	
Consists of						
	1-D3TZ 2005-A	Booster	1-D2UA 2B432-AA	Tube	2-97329-S35	Clamp
	1-C9TA 2A047-A	Hose	1-D3TA 2B432-BA	Tube	1-97615-S2	Retainer
	1-D3TA 2169-AB	Piston	1-D3TA 2A502-BA	Piston	1-377669-S8	Clip
	1-D3TA 2234-AB	Tube	1-D3TA 9A474-DA	Fitting	1-377707-S8	Clip
	1-D3TA 2234-BB	Tube	1-45338-S2	Nut	2-382802-S2	Nut
	1-D0TA 2B432-A	Tube	1-57633-S2	Screw	1-Installation sketch	
74	F100 -- 2/W/D	★ D4TZ 2A091-A			1	
Consists of						
	1-D3TZ 2005-A	Booster	1-D4TA 2B432-BA	Tube	1-377669-S8	Clip
	1-D4TA 2A047-DA	Hose	1-D3TZ 2455-A	Pedal	1-377707-S8	Clip
	1-D4TA 2169-DA	Piston	1-D3TA 2A502-BA	Piston	1-380614-S	Cap
	1-D4TA 2234-AJA	Tube	1-45338-S2	Nut	1-382802-S2	Nut
	1-D4TA 2234-AKA	Tube	1-57633-S2	Screw	1-385918-S100	Tee
			1-97329-S35	Clamp	1-Installation sketch	
73	F100 -- 4/W/D	★ D3TZ 2A091-B		m/w D3TZ 2005-B		
Consists of						
	1-C9TZ 2005-B	Booster	1-D0TA 2B432-A	Tube	2-97329-S35	Clamp
	1-C9TA 2A047-A	Hose	1-D3TA 2B432-BA	Tube	1-377669-S8	Clip
	1-D3TJ 2169-AA	Piston	1-D3TA 9A474-DA	Fitting	1-377707-S8	Clip
	1-D2TA 2234-GB	Tube	1-45338-S2	Nut and washer	2-382802-S100	Nut
	1-D2TA 2234-HB	Tube	1-57633-S2	Screw	1-Installation sketch	
74/75	F100 -- 4/W/D	★ D4TZ 2A091-B		m/w D3TZ 2005-B	1	
Consists of						
	1-D3TZ 2005-B	Booster	1-D2TA 2234-HB	Tube	1-377669-S8	Clip
		Hose	1-D4TA 2B432-BA	Tube	1-377707-S8	Clip
					1-381298-S320A	Hose
	1-D3TA 2L109-AA	Seal	1-45338-S2	Nut and washer	2-382802-S100	Nut
	1-D4TJ 2169-AA	Piston	1-57663-S2	Screw	1-385918-S100	Fitting
	1-D2TA 2234-GB	Tube	2-97329-S35	Clamp	1-Installation sketch	
75	F100 -- 2/W/D	★ D5TZ 2A091-A			1	
Consists of						
	1-D3TZ 2005-A	Booster	1-D3TZ 2455-A	Pedal	1-377707-S8	Clip
	1-D4TA 2169-DA	Piston	1-D3TA 2A502-BA	Piston	1-377669-S8	Clip
	1-D4TA 2234-AJA	Tube	1-45338-S2	Nut and washer	1-381298-S320A	Hose
	1-D4TA 2234-AKA	Tube	1-57633-S2	Screw and washer	2-382802-S2	Nut
	1-D5TA 2234-NA	Tube	2-97329-S35	Clamp	1-Installation sketch	
	1-D4TA 2B432-BA	Tube				
76	F100 -- 2/W/D	★ D6TZ 2A091-A			1	
Consists of						
	1-D4TA 2005-MA	Booster	1-D3TA 2455-AA	Pedal	1-377707-S8	Clip
	1-D5UA 2A032-HB	Cylinder	1-45338-S2	Nut and washer	1-381298-SX01A	Hose
	1-D5TA 2234-NA	Tube	1-57633-S2	Screw	2-382802-S100	Nut
	1-D5TA 2234-TA	Tube	2-97329-S35	Clamp	1-Installation sketch	
	1-D4TA 2B432-BA	Tube	1-377669-S8	Clip		



**BUY IT NOW!**

**Click Here To Order**



**1973/79  
TRUCK SERIES 100/500**

YEAR	MODEL/RESTRICTIONS	PART NUMBER	DESCRIPTION	QTY.	
<b>2A091 BOOSTER INSTALLATION KIT (POWER BRAKE) — Cont'd</b>					
73	F250 -- 4/W/D	★ D3TZ 2A091-C	m/w D3TZ 2005-B	1	
Consists of					
1-C9TZ 2005-B	Booster	1-D0TA 2B432-A	Tube	2-97329-S35	Clamp
1-C9TA 2A047-A	Hose	1-D3TA 2B432-BA	Tube	1-377669-S8	Clip
1-D3TJ 2169-AA	Piston	1-D3TA 9A474-DA	Fitting	1-377707-S8	Clip
1-D2TA 2234-JA	Tube	1-45338-S2	Nut and washer	2-382802-S100	Nut
1-D2TA 2234-KA	Tube	1-57633-S2	Screw	1-Installation sketch	
74	F250 -- 4/W/D	★ D4TZ 2A091-C		1	
Consists of					
1-D3TZ 2005-B	Booster	1-D4TA 2B432-BA	Tube		
1-D4TA 2A047-DA	Hose	1-45338-S2	Nut and washer		
1-D3TA 2L109-AA	Seal	1-57633-S2	Screw	2-382802-S100	Nut
1-C9TA 2169-A	Piston	2-97329-S35	Clamp	1-385918-S100	Fitting
1-D2TA 2234-JA	Tube	1-377669-S8	Clip	1-Installation sketch	
1-D2TA 2234-KA	Tube	1-377707-S8	Clip		
<b>2B091 VALVE (BRAKE PRESSURE CONTROL)</b>					
75/76	M450/500	D5HZ 2B091-B	# D5HA 2B091-AA	2	
2092 Refer to Front or Rear Brake Parts Lists - Sections 20.1 and 22.1					
2B093 Refer to Booster Parts Lists - Section 23.1					
<b>2A094 RETAINER REPAIR KIT (BRAKE SHOE HOLD DOWN)- For Model Application-Refer to Front or Rear Brake Parts Lists-Sections 20.1 and 22.1</b>					
73/	12" x 2 1/2", 12" x 3" brakes	D9TZ 2A094-A		1	
Consists of					
4-C6TZ 2068-A	Spring	2-C6TZ 2068-B	Spring	4-C7TZ 2069-A	Pin
1-Instruction Sheet					
2106 Refer to Rear Brake Parts List - Section 22.1					
2108 Refer to Front and Rear Brake Parts Lists - Section 20.1 and 22.1					
<b>2120 BRAKE CALIPER REPAIR KIT (FRONT WHEEL) - Also refer to Front Brake Parts List - Section 20.1</b>					
73/	E-F100/150,F250 -- Single piston	D3TZ 2120-A	Caliper kit	1	
Consists of					
2-D3TA 2B115-BA	Seal		2-D3TA 2207-BB	Boot	
73/75	F250/350 -- Dual piston	D2TZ 2120-A	Caliper kit	2	
Consists of					
2-D3TA 2B115-AB	Seal		2-D3TA 2207-AA	Boot	
76/	E-F250/350 -- Dual piston	D6TZ 2120-A	Caliper kit	2	
Consists of					
2-D6TA 2B115-AA			2-D6TA 2207-AA	Boot	
2B120-1 Refer to Front Brake Parts List - Section 20.1					
2125 Refer to Front and Rear Brake Parts Lists - Section 20.1, 22.1 and group 2296					
QTY.	PART NUMBER	DESCRIPTION	QTY.	PART NUMBER	DESCRIPTION
2128	CYLINDER REPAIR KIT (BRAKE)- For Model Application refer to Front and Rear Brake Parts List - Sections 20.1 and 22.1				

**100% SATISFACTION GUARANTEED**

**BUY IT NOW!**

**Click Here To Order**

PayPal American Express Discover MasterCard VISA

1973/79  
TRUCK SERIES 100/500

QTY.	PART NUMBER	DESCRIPTION	QTY.	PART NUMBER	DESCRIPTION
<b>2128 CYLINDER REPAIR KIT (BRAKE) — Cont'd</b>					
For Model Application refer to Front and Rear Brake Parts List — Sections 20.1 and 22.1					
	<b>C6TZ 2128-A</b>	1 1/2" diameter		<b>D3TZ 2128-A</b>	7/8" diameter
Consists of			Consists of		
	2-C6TZ 2201-A	Cup		2-D3UZ 2201-B	Cup
	2-C6TZ 2201-C	Cup		1-D3TZ 2204-A	Expander
	2-C6TZ 2206-A	Boot		2-96H 2206	Boot
	<b>C6TZ 2128-B</b>	1 5/8" diameter		<b>D3TZ 2128-B</b>	15/16" diameter
Consists of			Consists of		
	2-C6TZ 2201-B	Cup		2-D3TZ 2201-B	Cup
	2-C6TZ 2206-A	Boot		1-D3TZ 2204-C	Expander
	<b>C8TZ 2128-A</b>	1 1/2" diameter		<b>D3UZ 2128-A</b>	13/16" diameter
Consists of			Consists of		
	2-C8TZ 2201-A	Cup		2-D3UZ 2201-D	Cup
	2-C8TZ 2206-A	Boot		1-D3UZ 2204-E	Expander
	<b>C8TZ 2128-B</b>	1 5/8" diameter		<b>D3UZ 2128-B</b>	13/16" diameter
Consists of			Consists of		
	2-C8TZ 2201-B	Cup		2-D3UZ 2201-C	Cup
	2-C8TZ 2206-A	Boot		1-D3UZ 2204-C	Expander

YEAR	MODEL/RESTRICTIONS	PART NUMBER	DESCRIPTION	QTY.
2129	Refer to Rear Brake Parts List — Section 22.1			

<b>2B129 SPACER (BRAKE MASTER CYLINDER PUSH ROD)</b>				
73/77	B-F500	C5DZ	2B129-A	2
73/74	E100/300	C5DZ	2B129-A	2
75/	E100/350			2
76/	F100/350 -- 2/W/D			2
73/76	P350/400	C7TZ	2B129-A	1
			9/16" I.D. x 51/64" O.D.	

2B132 Refer to Booster Parts Lists — Section 23.1

<b>2133 NUT (BRAKE PIPE)</b>				
73	All	91A	2133	AR
			7/16"-24-use with 91A 2269	

2133 Refer to Booster Parts Lists — Section 23.1

<b>2137 SHIELD (MASTER CYLINDER HEAT)</b>				
73/76	M450/500	D3HZ	2137-A	1

QTY.	PART NUMBER	DESCRIPTION	QTY.	PART NUMBER	DESCRIPTION
------	-------------	-------------	------	-------------	-------------

**2140 BRAKE MASTER CYLINDER and BOOT KIT —**  
For balance of kits and model application, refer to Booster Parts Lists — Section 23.1

	<b>B9T 2140-A</b>	1 1/4" diameter		<b>B7QH 2140-A</b>	1 3/4" diameter
Consists of			Consists of		
	1-B7T 2142-A	Gasket		1-B7T 2142-A	Gasket
	1-B7TZ 2180-A	Boot		1-TTAV 22449-A	Cylinder

	<b>B7Q 2140-A</b>	1 1/2" diameter			
Consists of					
	1-B7T 2142-A	Gasket		1-TQAS 22449-A	Cylinder
	1-B7TZ 2180-A	Boot			

YEAR	MODEL/RESTRICTIONS	PART NUMBER	DESCRIPTION	QTY.
2140	CYLINDER ASSY. (BRAKE MASTER) — Also refer to Booster Parts Lists — Section 23.1			

73/	B500, F100/500	20427-S8	(B-158)-bolt (master cyl. to dash panel)-5/16"-24 x 1 1/4"	4
		★34941-S7	Lockwasher-5/16"	
73/	F250/500	★304721-S8	Bolt (cyl. to dash panel)-5/16"-24 x 1 1/2"	4
73/77	B500		Bolt (cyl. to bracket)	4
		33798-S8	(M-62)-nut-5/16"-24	4
73/	E100	354580-S	(BB-167)-bolt (to underbody)-3/8"-16 x 3 1/4"	2
73/76	P350/500	20428-S7	(B-82)-bolt (to bracket)-3/8"-24 x 1 1/4"	3
		33800-S8	(M-63)-nut-3/8"-24	3
		34807-S8	(X-66)-lockwasher-3/8"	3

2A142 Refer to Rear Brake Parts Lists-Section 22.1



**BUY IT NOW!**

Click Here To Order



1973/79  
TRUCK SERIES 100/500

YEAR	MODEL/RESTRICTIONS	PART NUMBER	DESCRIPTION	QTY.
<b>2143 ROD (BRAKE MASTER CYLINDER PUSH) – Also refer to Booster Parts Lists – Section 23.1</b>				
73/76	B500	C1TT 2143-D	Center to center–9 7/8"	1
73/76	B500 -- w/booster	C7TZ 2143-A	With C3TZ 2140-L and C8TZ 2140-L master cyl.	1
73/76	B500 -- split H/V brakes	C8TZ 2143-G	7 23/32" long	1
73/75	E100/300	C8UZ 2143-A	4 1/64" long	1
76/	E100 -- disc brakes w/o booster	D6UZ 2143-A	Use with D6UZ 2140-A cyl.	1
73/75	F100/250 -- w/o booster	C8TZ 2143-B	6 5/8" long–use with D3TZ 2140-C, L, M, N cyl.	1
73/75	F350/500 (84)	C1TT 2143-D	Center to center–9 7/8"	1
73/77	F500 -- w/o booster	C7TZ 2143-A	6 9/16" long–center of hole to end	1
73/77	F500 -- split H/V brakes	C8TZ 2143-G	7 23/32" long	1
73/77	F500 -- w/single H/V brakes	C8TZ 2143-D	7 1/64" long	1
73/76	M450/500 -- split H/V brakes	D3HZ 2143-A		1
73/76	P350/400	C7TZ 2143-B	4 3/4" long	1
73/77	P500	2D 2143-A	5 1/8" long	1
73	B500, F350/500	378300-S	(QQ-92)-ring (firewall mounted booster push rod retaining)-13/32" I.D.	1
<b>2145 SPRING and RETAINER (BRAKE and CLUTCH MASTER CYLINDER PISTON RETURN)</b>				
73/76	B500	91T 2145	Brake	1
73/76	B500	C3TZ 2145-A	Brake	1
73/76	B500 -- split H/V brakes	C8TZ 2145-C		1
73/77	F350/500	91T 2145	Brake	1
73/77	F350/500	C3TZ 2145-A	Brake-6 11/16" I.D. x 1 5/16" O.D. x 5 1/64" long-9 1/2 coils	1
73/77	F500 -- split H/V brakes	C8TZ 2145-C		1
73/76	M450/500			1
73/76	P350/400	C7TZ 2145-A	Brake-with C7TZ 2140-A cyl.	1
73/77	P500	91T 2145	Brake	1
<b>2B147 Refer to Booster Parts List – Section 23.1</b>				
<b>2149 GASKET (BRAKE LINE CONNECTOR) – Also refer to Front and Rear Brake Parts Lists – Sections 20.1 and 22.1</b>				
76/	E100/350 -- disc brakes	D3TZ 2149-A	Front-5/16" I.D. x 5/8" O.D.	4
73/75	F250 -- 4/W/D	8M 2149	Front-3/8" I.D. x 5/8" O.D.	2
73/76	P350/400		Front	2
73/77	B-F500 -- 8 cyl. gas with 14" x 2 1/2" brake		Front	2
73/75	F100/250 -- 2/W/D and disc brake	D3TZ 2149-A	Front-5/16" I.D. x 5/8" O.D.	4
	F350 -- disc brake		Front	4
76/	F100/350 -- disc brakes	D3TZ 2149-A	Front-5/16" I.D. x 5/8" O.D.	4
73/77	P500	91A 2149	Front brake line connection-7/16" I.D.	2
<b>2151-4 GASKET (BRAKE and CLUTCH SYSTEMS)</b>				
73/77	B-F-P500	7EQH 2152	Rear brake cyl. inlet connection-outer-35/64" I.D. x 11/16" O.D.	2
73/77	F500	91T 2154-A	Brake cyl. inlet-33/64" I.D. x 45/64" O.D.	1
73/77	P500	91A 2151	Brake master cyl. outlet-39/64" I.D. x 13/16" O.D.	1
73/77	P500		Clutch cyl. inlet	1
73/77	P500	91A 2152	Clutch cylinder outlet-33/64" I.D. x 13/16" O.D.	1
<b>2B152 Refer to Booster Parts Lists – Section 23.1</b>				
<b>2A156 TUBE ASSY. (FRONT BRAKE HOSE TO TEE) – Improve from bulk tubing (2269) and improvise insulators from rubber hose, friction tape, etc.</b>				
<b>2B156 Refer to Booster Parts Lists – Section 23.1</b>				
<b>2A157 Refer to Booster Parts Lists – Section 23.1</b>				
<b>2B160 GASKET (BRAKE SPLASH SHIELD)-also serviced in assy.-group 2K004-5</b>				
73/	F100/250 -- 2/W/D with disc brakes-6200 G.V.W.	D3TZ 2B160-A		1



**BUY IT NOW!**

**Click Here To Order**

COPYRIGHT © 1979-

FORD MOTOR  
COMPANY

-DEARBORN, MICHIGAN

**NEW ISSUE**



## 1973/79 TRUCK SERIES 100/500

YEAR	MODEL/RESTRICTIONS	PART NUMBER	DESCRIPTION	QTY.
<b>2B161 VALVE (BRAKE PRESSURE METERING)</b>				
73/	F250 -- 2/W/D-disc brake and 6900, 7500 and 8100 G.V.W.	C8TZ 2B161-A		1
73/	F250 -- 2/W/D-disc brake and 6200 GVW H/D disc brake			1
73/	F350 -- disc brake			1
<b>2162 CAP (BRAKE and CLUTCH MASTER CYLINDER FILLER)</b>				
73/77	B500 -- split H/V brakes	D0TZ 2162-A	Use with D0TZ 2140-A cyl.	1
73/76	B500	C3TZ 2162-A	Brake-Midland-Ross boosters	1
73/77	B500	1A 2162-A	Clutch	1
73/74	E100/300	C7AZ 2162-A	Brake-use with D3UZ 2140-A cyl.	1
75	E100/150	D2OZ 2162-A	Brake-use with D5UZ 2140-A cyl.	1
76/	E100/150	D6OZ 2162-A	Brake-use with D5UZ 2140-A, D6UZ 2140-A, D7TZ 2140-C cyl.	1
75	E250/350	D3TZ 2162-A	Brake-use with D5UZ 2140-B cyl.	1
76	E250/350	★ D6TZ 2162-A M/WD4AZ 2162-A	Brake-use with D6TZ 2140-G cyl.	1
77/	E250/350	D4AZ 2162-A	Brake-use with D7TZ 2140-A,B	1
73/75	F100 -- 4/W/D	D3TZ 2162-A	Brake-use with D3TZ 2140-E, L cyl.	1
76	F100/150 -- 4/W/D-disc brake	D6OZ 2162-A	Brake-use with D5UZ 2140-A and D6TZ 2140-F cyl.	1
77/	F150 -- 4/W/D - disc brake	D6OZ 2162-A	Brake-use with D7TZ 2140-C	1
73/75	F100 -- 2/W/D F250 -- 2/W/D 6200 G.V.W.-std. disc brake	D2OZ 2162-A	Brake-use with D3TZ 2140-B, C, and D5TZ 2140-A, B cyl.	1 1
76/	F100/250 -- 2/W/D-single piston disc brake	D6OZ 2162-A	Brake-use with D5UZ 2140-A, D6TZ 2140-F, D7TZ 2140-C cyl.	1
73/75	F250 -- 2/W/D 6200 G.V.W. H/D disc brake	D3TZ 2162-A	Brake-use with D3TZ 2140-D cyl.	1
73/75	F250 -- 2/W/D 6900, 7500 and 8100 G.V.W.	D3TZ 2162-A	Brake-use with D3TZ 2140-D cyl.	1
76	F250 -- 2/W/D-dual piston disc brake	★ D6TZ 2162-A M/WD4AZ 2162-A	Brake-use with D6TZ 2140-G cyl.	1
77/	F250 -- 2/W/D-dual piston disc brake	D4AZ 2162-A	Brake-use with D7TZ 2140-B	1
73	F250 -- 4/W/D- "Before Ser. R00, 001"	C7AZ 2162-A	Brake-use with D3TZ 2140-A, M cyl.	1
73/75	F250 -- 4/W/D "From Ser. R00,001"	D5TZ 2162-A	Brake-use with D3TZ 2140-N cyl.	1
76	F250 -- 4/W/D-disc brake	★ D6TZ 2162-A M/WD4AZ 2162-A	Brake-use with D6TZ 2140-G cyl.	1
77/	F250 -- 4/W/D-disc brake	D4AZ 2162-A	Brake-use with D7TZ 2140-B	1
73/75	F350	D3TZ 2162-A	Brake-use with D3TZ 2140-D cyl.	1
76	F350	★ D6TZ 2162-A M/WD4AZ 2162-A	Brake-use with D6TZ 2140-G cyl.	1
77/	F350	D4AZ 2162-A	Brake-use with D7TZ 2140-A	1
73/77	F500	C3TZ 2162-A	Brake-Midland-Ross boosters	1
73/77	F500 -- split H/V brakes	D0TZ 2162-A	Use with D0TZ 2140-A cyl.	1
73/77	F500 -- split H/V brakes	C9TZ 2162-B	Use with C9TZ 2140-J cyl.	1
73/76	M450/500 -- split H/V brakes	D0TZ 2162-A	Includes gasket	1
73/76	P350/500	1A 2162-A	Clutch	1
73/76	P350/400 -- w/o booster	★ C9TZ 2162-A r/bC7TZ 2162-B	Brakes-use with C9TZ 2140-E cyl.	1
73/76	P350/400 -- w/booster	C7AZ 2162-B	Brake	1
<b>2B164 Refer to Front Brake Parts Lists - Section 20.1</b>				
<b>2167 GASKET (BRAKE MASTER CYLINDER FILLER CAP)</b>				
73/77	P100/500	8M 2167	Clutch	1
73/77	P500		Brake	1
73/77	B-F500	C6TZ 2167-A	Brake-1/4" I.D. x 3" O.D.	1
73/74	E100/300	C7AZ 2167-A	2 round holes-use with D3UZ 2140-A, cyl.	1
76/	E100 -- disc brakes w/o booster	D2OZ 2167-A	Use with D6UZ 2140-A cyl.	1
75/	E100/150	D5UZ 2167-A	Brake-use with D5UZ 2140-A cyl.	1
		D5UZ 2167-B	Brake-use with D5UZ 2140-B cyl.	1
		D2AZ 2167-A	Brake - use with D6TZ 2140-G cyl.	1



# BUY IT NOW!

Click Here To Order



**1973/79  
TRUCK SERIES 100/500**

YEAR	MODEL/RESTRICTIONS	PART NUMBER	DESCRIPTION	QTY.		
<b>2167 GASKET (BRAKE MASTER CYLINDER FILLER CAP) — Cont'd</b>						
73/76	F100/150 -- 2/W/D	D20Z 2167-A	Use with D3TZ 2140-B, C, and D5TZ 2140-A, B cyl.	1		
77/	F100/150 -- 2/W/D	D5UZ 2167-A	Use with D7TZ 2140-C	1		
73/76	F100/150 -- 4/W/D	★ C7AZ 2167-B r/bD1FZ 2167-A	2 oblong holes—use with D3TZ 2140-E, L cyl.	1		
77/	F150 -- 4/W/D	D5UZ 2167-A	Use with D7TZ 2140-C	1		
73/	F250 -- 2/W/D—single piston	D20Z 2167-A	Use with D3TZ 2140-B, D5TZ 2140-B cyl.	1		
73/75	F250 -- 2/W/D—dual piston	★ C7AZ 2167-B r/bD1FZ 2167-A	2 oblong holes—use with D3TZ 2140-D cyl.	1		
76/	F250 -- 2/W/D—dual piston disc brake	D2AZ 2167-A	Use with D6TZ 2140-G, D7TZ 2140-B cyl.	1		
73	F250 -- 4/W/D— "Before Ser. R00, 001"	C7AZ 2167-A	2 round holes—use with D3TZ 2140-A, M cyl.	1		
73/75	F250 -- 4/W/D— "From Ser. R00, 001 "	D5TZ 2167-A	Use with D3TZ 2140-N cyl.	1		
76/	F250 -- 4/W/D—disc brake	D2AZ 2167-A	Use with D6TZ 2140-G, D7TZ 2140-B cyl.	1		
73/75	F350	★ C7AZ 2167-B r/bD1FZ 2167-A	2 oblong holes—use with D3TZ 2140-D cyl.	1		
76/	F350	D2AZ 2167-A	Use with D6TZ 2140-G, D7TZ 2140-A cyl.	1		
73/77	F500 -- split H/V brakes	C9TZ 2167-A	Use with C9TZ 2140-J cyl.	1		
73/76	M450/500 -- split H/V brakes	2167	Serviced only in assy.—group 2162			
73/76	P350/400	C7TZ 2167-A	Brake	1		
<b>2169 PISTON (BRAKE and CLUTCH MASTER CYLINDER) — Supplied in 2004 and 7578 kits only unless listed — refer to Booster Parts List Section 23.1</b>						
73/77	B-F500 -- split H/V brakes	C8TZ 2169-G	14" x 2 1/2"	1		
73/77	B-F500 -- split H/V brakes	C8TZ 2169-H	15" x 3"	1		
73/76	M450/500	★ D3HZ 2169-A	Primary	1		
73/76	M450/500	D0HZ 2169-A	Secondary	1		
<b>2170 CUP (BRAKE MASTER CYLINDER SECONDARY) — Also refer to Booster Parts Lists — Section 23.1</b>						
73/77	B-F500 -- split H/V brakes	C8TZ 2170-C		1		
73/76	M450/500 -- split H/V brakes	C8TZ 2170-C	Cup and ring	1		
73/76	M450/500 -- split H/V brakes	★ TUBV 2170-A	Primary	1		
73/76	M450/500 -- split H/V brakes	★ C8TZ 2170-B	Secondary	1		
<b>2173-4 Supplied in 2004 and 7578 Kits only</b>						
<b>2175 Refer to Front Brake Parts List — Section 20.1</b>						
<b>2B175 HOSE (VACUUM GAUGE) — Improvise from bulk hose (D3PZ 17543-A)</b>						
<b>2A176-7 LEVER KIT (BRAKE ADJUSTING) For Model Application—Refer to Front or Rear Brake Parts Lists—Sections 20.1 and 22.1</b>						
73/74	10" x 1 3/4", 10" x 2 1/2" brakes	C4UZ 2A176-B	R.H. & L.H.	2		
Consists of						
	1-C4UZ 2A176-A	Lever R.H.	1-C4UZ 2A178-A	Cable	1-C1SS 2A179-A	Guide
	1-C4UZ 2A177-A	Lever L.H.				
73/75	11" x 2" brakes	C4TZ 2A176-A	R.H. & L.H.	2		
Consists of						
	1-C4UZ 2A176-A	Lever R.H.	1-C4TZ 2A178-A	Cable	1-C1SS 2A179-A	Guide
	1-C4UZ 2A177-A	Lever L.H.				
73/	11" x 2 1/4", 11" x 3" brakes	C8TZ 2A176-F	R.H. & L.H.	2		
Consists of						
	1-C4UZ 2A176-A	Lever R.H.	1-C8TZ 2A178-A	Cable	1-C1SS 2A179-A	Guide
	1-C4UZ 2A177-A	Lever L.H.				



**BUY IT NOW!**

**Click Here To Order**

COPYRIGHT © 1979—

FORD MOTOR  
COMPANY

—DEARBORN, MICHIGAN

**NEW ISSUE**



1973/79  
TRUCK SERIES 100/500

YEAR	MODEL/RESTRICTIONS	PART NUMBER	DESCRIPTION	QTY.
<b>2A176-7 LEVER KIT (BRAKE ADJUSTING) — Cont'd</b>				
For Model Application—Refer to Front or Rear Brake Parts Lists—Sections 20.1 and 22.1				
73/76	12 1/8" x 2" brakes	C7TZ 2A176-C	R.H. & L.H.	2
Consists of				
	1-C7TZ 2A176-A Lever R.H.	1-C8TZ 2A178-C Cable	1-C1SS 2A179-A Guide	
	1-C7TZ 2A177-A Lever L.H.			
73/76	12" x 2 1/2", 12" x 3" brakes "Before Ser. B50,001"	C6TZ 2A176-B	R.H.	1
Consists of				
	1-D5TZ 2A176-A Lever	1-C6TZ 2A179-B Guide	1-C9TZ 2A180-A Spring	
	1-C6TZ 2A178-A Cable	1-C7TZ 2A179-A Guide		
73/76	12" x 2 1/2", 12" x 3" brakes "Before Ser. B50,001"	C6TZ 2A177-A	L.H.	1
Consists of				
	1-D5TZ 2A176-A Lever	1-C6TZ 2A179-A Guide	1-C9TZ 2A180-B Spring	
	1-C6TZ 2A178-A Cable	1-C7TZ 2A179-A Guide		
76/	12" x 2 1/2", 12" x 3" brakes "From Ser. B50,001"	D6TZ 2A176-B	R.H.	1
Consists of				
	1-D7TZ 2A176-A Lever	1-C7TZ 2A179-A Guide	1-C9TZ 2A180-A Spring	
	1-D6TZ 2A178-A Cable			
76/	12" x 2 1/2", 12" x 3" brakes "From Ser. B50,001"	D6TZ 2A177-B	L.H.	1
Consists of				
	1-D7TZ 2A177-A Lever	1-C7TZ 2A179-A Guide	1-C9TZ 2A180-B Spring	
	1-D6TZ 2A178-A Cable			
<b>2B176 Refer to Booster Parts Lists – Section 23.1</b>				
<b>2C176 Refer to Front Brake Parts Lists – Section 20.1</b>				
<b>2D176 Refer to Front Brake Parts Lists – Section 20.1</b>				
<b>2I78 Refer to Booster Parts Lists – Section 23.1</b>				
<b>2A178 Refer to Front or Rear Brake Parts Lists – Section 20.1 and 22.1</b>				
<b>2I79 Refer to Front Brake Parts Lists – Section 20.1</b>				
<b>2A179 Refer to Front or Rear Brake Parts Lists – Section 20.1 and 22.1</b>				
<b>2I80 BOOT (BRAKE and CLUTCH MASTER CYLINDER) – Also refer to 2004 Kits</b>				
73/	B500, F350/500	C3TZ 2180-A	Brake—Midland—Ross boosters	1
73/	E—F100	0A 2180	Brake—supplied in 2004 kits	1
73/	F250		Brake	1
73/77	P500		Brake	1
76/	E100 -- disc brakes w/o booster	D5DZ 2180-A	Brake use with D6UZ 2140-A cyl.	1
73/	E100/300	D0UZ 2180-A		1
<b>2A180-4 Refer to Front or Rear Brake Parts Lists – Sections 20.1 and 22.1</b>				
<b>2A186 Refer to Rear Brake Parts Lists – Section 22.1</b>				
<b>2I88 PLATE (BRAKE and CLUTCH MASTER CYLINDER PISTON STOP)</b>				
73/77	B500 -- split H/V brakes	C8TZ 2188-A		1
73/77	F500			1



**BUY IT NOW!**

**Click Here To Order**



1973/79  
TRUCK SERIES 100/500

YEAR	MODEL/RESTRICTIONS	PART NUMBER	DESCRIPTION	QTY.
2188	PLATE (BRAKE and CLUTCH MASTER CYLINDER PISTON STOP) — Cont'd			
73/76	M450/500 -- split H/V brakes	D2HZ 2188-A		1
73/77	P500	91T 2188	Brake	1
2A190-1	Refer to Rear Parts Lists - Section 22.1			
2194	Refer to Front Brake Parts Lists - Section 20.1			
2196-7	Refer to Front or Rear Brake Parts Lists - Sections 20.1 and 22.1			
2A199	TUBE ASSY. (BRAKE MASTER CYLINDER TO REAR BRAKE TUBE CONNECTOR) - Improvise from bulk tubing (2269) and improvise insulators from rubber hose, friction tape, etc.			
73/		353280-S	(II-71)-connector (tube to master cyl.)-1/2"-20 x 7/16"-24	1
73/		373996-S	(II-135-A)-tee-5-way (tube to stoplight switch and brake tubes)	1
73/		357949-S	(GG-141)-clip (tube to L.H. side member)	AR
73/			Clip (tube to brake hose clip bracket)	1
73/		358360-S32	(GG-143)-clip (tube to L.H. side member)	1
73/		370427-S	(II-136)-tee-4-way (tube to stoplight switch and brake tubes)	1
73/		351968-S	(GG-258)-clip (tube to side member)	AR



**BUY IT NOW!**

**Click Here To Order**



COPYRIGHT © 1979—

FORD MOTOR  
COMPANY

—DEARBORN, MICHIGAN

**NEW ISSUE**



# 1973/79 TRUCK SERIES 100/500

## FRONT BRAKE MODEL APPLICATION CHART

1. Determine truck series and model year.
2. When optional brake sizes are shown, determine brake size. The brake size shown is the inside diameter of the brake drum and the width of the related brake shoe lining.
3. When different axle capacities are shown for the same brake size, determine axle capacity from truck warranty plate code.
4. Refer to affected parts list. Brake component parts lists appear in numerical sequence in this section following the application chart. Brake drums are not included in the parts lists. They are listed in Section 11.1 Front Hub and Drum Parts Lists. Refer to Section 11.1, page 1.
5. Refer to the appropriate section and page of the Truck Illustrations Catalog when necessary for the group numbers of the required parts. Brake components are also listed by part name with their related group number in the Index at the beginning of Section 10.

## FRONT BRAKE MODEL APPLICATION CHART

TRUCK SERIES	MODEL YEAR	FRONT AXLE CAPACITY	BRAKES		PARTS LIST NO.	ILLUS-TRATION SEC. PAGE	TRUCK SERIES	MODEL YEAR	FRONT AXLE CAPACITY	BRAKES		PARTS LIST NO.	ILLUS-TRATION SEC. PAGE		
			SIZE	H-HYD. A-AIR						SIZE	H-HYD. A-AIR				
B500	73/76	5M, 5.5M	14 x 2 1/2	H	7	21	3, 5	F250 2/W/D	73/	3M, 3.15M, 3.3M, 3.5M	Disc	H	17	21	6, 7
B500	77	6M	15 x 3	H	8	21									
E100	73/74	2.55M, 2.8M	10 x 2 1/2	H	1	21	1								
E200	73/74	2.8M, 3.05M	11 x 3	H	2	21	1	4/W/D	73/75	3.3M, 3.55M, 3.8M	12 1/8 x 2	H	4	21	2
E300	73/74	3.3M, 3.6M	12 x 3	H	3	21	2								
E100/150	75/	2.95M, 3.15M, 3.2M, 3.4M	Disc	H	17	21	10	4/W/D	76/	3.55M, 3.8M, 4.5M	Disc	H	17		
E250	75/	4M	Disc	H	17	21	11, 13	F350	73/	3.8M, 3.85M, 4.5M	Disc	H	17	21	5, 13
E350	75/	4.2M	Disc	H	17	21	11, 13								
F100/150 2/W/D	73/	2.75M, 3.3M	Disc	H	17	21	7	F500	73/77	5M, 5.5M	14 x 2 1/2	H	7	21	3, 5
F1004/W/D	73/75	3.3M	11 x 2	H	2	21		M450/500	73/76	5.5M	14 x 2 1/2	H	7	21	3, 5
F100/150 4/W/D	76/	3.3M, 3.55M	Disc	H	17	21	12	P350	73/76	3.8M	12 1/8 x 2	H	5	21	2
								P400	73/76	3.8M	12 1/8 x 2	H	5	21	2
								P500	73/77	4.7M	13 x 2 1/4	H	6	21	3

YEAR	RESTRICTIONS	PART NUMBER	QTY.	PART NAME AND DESCRIPTION
------	--------------	-------------	------	---------------------------

### FRONT BRAKE PARTS LIST NO. 1 10 x 2 1/2

Notes: ♦ Refer to group number in Section 20 for kit components. ♦ Refer to group number in Section 22 for Kit Components.

73/74	D2UZ 2001-A	1	●SHOE and LINING KIT (BRAKE)
73/74	D2UZ 2007-B	1	●LINING KIT (BRAKE SHOE)
	2012-3		PLATE ASSY. (CARRIER)
73/74	D2UZ 2012-A	1	R.H.
	D2UZ 2013-A	1	L.H.
73/74	382719-S2	4	(BB-300-X)-bolt (plate to spindle)-1/2"-13 x 2 1/4"
73/74	382720-S2	4	(MM-67-B)-castle nut-1/2"-13
73/74	72053-S	4	(N-52)-cotter pin-1/8" x 1 1/4"
73/74	380899-S2	4	(BB-176-B)-bolt (plate to spindle)-7/16"-14 x 1 1/2"
73/74	★34968-S2	4	Nut-7/16"-14
73/74	D7TZ 2028-A	2	PLATE (BRAKE SHOE ANCHOR PIN)
	2035		SPRING (BRAKE SHOE RETRACTING)
73/74	★C4UZ 2035-B r/bD4TZ 2035-A	2	2 7/16" long-aluminum-primary spring
73/74	★C4UZ 2035-A r/bD4TZ 2035-A	2	4 1/4" long-clear-secondary spring
73/74	D4TZ 2035-A	1	Kit-Consists of (2) C4UZ 2035-A and (2) C4UZ 2035-B



BUY IT NOW!

Click Here To Order



**1973/79  
TRUCK SERIES 100/500**

YEAR	RESTRICTIONS	PART NUMBER	QTY.	PART NAME AND DESCRIPTION
FRONT BRAKE PARTS LIST NO. 1 — Cont'd 10 x 2 1/2				
Notes: ● Refer to group number in Section 20 for kit components. ♦ Refer to group number in Section 22 for Kit Components.				
		2041		SCREW (BRAKE ADJUSTING)
73/74		C4UZ 2041-A	1	R.H.—screw only—7/16"—20 x 2 1/4"
		D4UZ 2041-A	1	assy. R.H.—consists of (1) C4UZ 2041-A, (1) C4UZ 2047-A, (1) C4UZ 2048-A, and (1) 372583-S
		C4UZ 2041-B	1	L.H.—screw only
		★ D4UZ 2041-B	1	Assy.—L.H.—consists of (1) C4UZ 2041-B, (1) C4UZ 2047-B, (1) C4UZ 2048-A, and (1) 372583-S
		r/bC4UZ 2041-D		
		2041		● SCREW KIT (BRAKE ADJUSTING)
73/74		C4UZ 2041-C	1	R.H.
		C4UZ 2041-D	1	L.H.
73/74		B7A 2042-A	4	LINK (BRAKE CYLINDER TO SHOE)
		2047		NUT (BRAKE ADJUSTING SCREW)
73/74		★ C4UZ 2047-A	1	R.H.—7/16"—20 x 2 7/64"—also serviced in assy.—group 2041
		r/bC4UZ 2041-C		
		★ C4UZ 2047-B	1	L.H. also serviced in assy.—group 2041
		r/bC4UZ 2041-D		
73/74		★ C4UZ 2048-A	2	SOCKET (BRAKE ADJUSTING SCREW)—
		r/bC4UZ 2041-C		
		or		
		r/bC4UZ 2041-D		
73/74		372583-S	2	also serviced in assy.—group 2041 (XX-168)—washer (flat)—15/32" I.D.— also serviced in assy.—group 2041
73/74		C1SS 2049-A	2	SPRING (BRAKE ADJUSTING SCREW)
		2061-2		CYLINDER ASSY. (BRAKE)
73/74		D3UZ 2061-B	1	R.H.—1/8" dia.
		D3UZ 2062-B	1	L.H.
73/74		20310-S8	4	(B-48)—bolt (cyl. to carrier plate)—5/16"—18 x 1/2"
73/74		34806-S7	4	(X-64)—lockwasher—5/16"
73/74		B7A 2066-A	8	CUP or WASHER (BRAKE SHOE HOLD DOWN SPRING)
		2068		SPRING (BRAKE SHOE HOLD DOWN)
73/74		D3TZ 2068-A	4	Upper—1 1/8" long—5 1/4 coils
73/74		C3SZ 2068-A	4	Lower—1 1/16" long—5 1/4 coils
73/74		B7A 2069-A	4	PIN (BRAKE SHOE HOLD DOWN SPRING)
73/74		8A 2092	2	COVER (BRAKE ADJUSTING HOLE)
73/74		C4UZ 2A094-B	2	● SHOE HOLD DOWN KIT (BRAKE)
		2A176-7		LEVER (BRAKE SHOE ADJUSTING)
73/74		★ C4UZ 2A176-A	1	R.H.
		r/bC4UZ 2A176-B		
		★ C4UZ 2A177-A	1	L.H.
		r/bC4UZ 2A176-B		
		2A176		● LEVER KIT (BRAKE SHOE ADJUSTING)
73/74		C4UZ 2A176-B	2	R.H. & L.H.
73/74		★ C4UZ 2A178-A	2	CABLE ASSY. (BRAKE SHOE ADJUSTING LEVER)
		r/bC4UZ 2A176-B		
73/74		★ C1SS 2A179-A	2	GUIDE (BRAKE SHOE ADJUSTING LEVER CABLE)
		r/bC4UZ 2A176-B		
73/74		AJ 2196-A	4	PISTON (FRONT WHEEL BRAKE CYLINDER)—1 1/8" dia.
		2201-2		Serviced only in kit—group 2221 in this parts list
73/74		★ D3UZ 2204-F	2	EXPANDER and SPRING ASSY. (BRAKE CYLINDER PISTON RETURN)
73/74		★ C8UZ 2206-A	4	BOOT (BRAKE CYLINDER)
73/74		C8UZ 2208-A	2	SCREW (BRAKE CYLINDER BLEEDER)
73/74		D3UZ 2221-B	2	♦ CYLINDER REPAIR KIT (BRAKE)—1 1/8" dia.
		2A176		● LEVER KIT (BRAKE SHOE ADJUSTING)
		B7C 2240-A	2	BAFFLE (BRAKE GREASE)



**BUY IT NOW!**

**Click Here To Order**



**1973/79  
TRUCK SERIES 100/500**

YEAR	RESTRICTIONS	PART NUMBER	QTY.	PART NAME AND DESCRIPTION
<b>FRONT BRAKE PARTS LIST NO. 2</b>				
11 x 2 and 11 x 3				
Notes: ● Refer to group number in Section 20 for kit components. ♦ Refer to group number in Section 22 for kit components.				
		2001		●SHOE and LINING KIT (BRAKE)
73/74	E200	D2TZ 2001-C	1	
73/75	F100	D2TZ 2001-A	1	
		2007		●LINING KIT (BRAKE SHOE)
73/74	E200	D2TZ 2007-A	1	
73/75	F100	D2TZ 2007-C	1	
		2012-3		PLATE ASSY. (CARRIER)
73	E200	★ C8TZ 2012-B	1	R.H.
		★ C8TZ 2013-B	1	L.H.
74	E200	★ D4UZ 2012-A	1	R.H.
		★ D4UZ 2013-A	1	L.H.
73/75	F100	C6TZ 2012-B	1	R.H.
		C7TZ 2013-C	1	L.H.
73/74	E200	382719-S2	4	(BB-300-X)-bolt (plate to spindle)-1/2"-13 x 2 1/4"
73/74	E200	382720-S2	4	(MM-67-B)-castle nut 1/2"-13
73/74	E200	72053-S	4	(N-52)-cotter pin-1/8" x 1 1/4"
73/74	E200	380899-S2	4	(BB-167-B)-bolt (plate to spindle)-7/16"-14 x 1 1/2"
73/74	E200	★ 34968-S2	4	Locknut-7/16"-14
		2028		PLATE (BRAKE SHOE ANCHOR PIN)
73/74	E200	COMM 2028-A	2	
73/75	F100	D7TZ 2028-A	2	
		2035-6		SPRING (BRAKE SHOE RETRACTING)
73/74	E200	COMM 2036-A	2	Primary-red-also serviced in kit-group 2A225
73/75	E200, F100	COMM 2035-A	2	Secondary-black-also serviced in kit-group 2A225
73/75	F100	B5A 2035-A	2	Anchor to shoe-blue
73/75	F100	C3AZ 2035-A	2	Shoe to shoe-red-also serviced in kit-group 2A225
		2041		SCREW (BRAKE ADJUSTING)
73/75		★ C4TZ 2041-A	1	R.H.-# "R"
		r/bC1AZ 2041-C		
		★ C1AZ 2041-A	1	L.H.-# "L"
		r/bC1AZ 2041-D		
		2041		●SCREW KIT (BRAKE ADJUSTING)
73/75		C1AZ 2041-C	1	R.H.
		C1AZ 2041-D	1	L.H.
73		B7A 2042-A	4	LINK (BRAKE CYLINDER TO SHOE)
74/75		C6TZ 2042-A	4	
		2047		NUT (BRAKE ADJUSTING SCREW)
73/75		★ C2AZ 2047-A	1	R.H.
		r/bC1AZ 2041-C		
		★ C1AZ 2047-A	1	L.H.
		r/bC1AZ 2041-D		
73/75		★ C1AA 2048-A	2	SOCKET (BRAKE ADJUSTING SCREW)
		r/bC1AZ 2041-C		
		or		
		r/bC1AZ 2041-D		
73/75		372583-S	2	(XX-168)-washer-flat -15/32" I.D.
73/75		C1SS 2049-A	2	SPRING (BRAKE ADJUSTING SCREW)- also serviced in kit-group 2A225



**BUY IT NOW!**

**Click Here To Order**



**1973/79**  
**TRUCK SERIES 100/500**

YEAR	RESTRICTIONS	PART NUMBER	QTY.	PART NAME AND DESCRIPTION
FRONT BRAKE PARTS LIST NO. 2 — Cont'd 11 x 2 and 11 x 3				
Notes: ● Refer to group number in Section 20 for kit components, ◆ Refer to group number in Section 22 for kit components.				
		2061-2		CYLINDER ASSY. (BRAKE)
73/74	E200	★ D3UZ 2062-A r/bD3TZ 2062-A	1	R.H.—1 1/8" dia.
		★ D3UZ 2061-A r/bD3TZ 2061-A	1	L.H.
73/75	F100	D3TZ 2062-B D3TZ 2061-B	1 1	R.H.—1 1/16" dia. L.H.
73/75		20310-S8	4	(B-48)—bolt (cyl. to carrier plate)—5/16"—18 x 1/2"
73/75		34806-S7	4	(X-64)—lockwasher—5/16"
73/75		B7A 2066-A	8	CUP or WASHER (BRAKE SHOE HOLD DOWN SPRING)
		2068		SPRING (BRAKE SHOE HOLD DOWN)
73/74	E200	C3SZ 2068-A	2	Primary—1 1/16" long—5 1/4 coils
73/74	E200	D3TZ 2068-A	2	Secondary—1 1/8" long—5 1/4 coils
73/75	F100		4	
		2069		PIN (BRAKE SHOE HOLD DOWN SPRING)
73/74	E200	B8E 2069-A	4	
73/75	F100	8L 2069	4	
73/75		8A 2092	2	COVER (BRAKE ADJUSTING HOLE)
		2A176-7		LEVER (BRAKE SHOE ADJUSTING)
73/75		★ C4UZ 2A176-A r/bC4TZ 2A176-A	1	R.H.
		or r/bC8TZ 2A176-A		
		★ C4UZ 2A177-A r/bC4TZ 2A176-A	1	L.H.
		or r/bC8TZ 2A176-F		
		2A176		●LEVER KIT (BRAKE SHOE ADJUSTING)
73/74	E200	C8TZ 2A176-F	2	R.H. & L.H.
73/75	F100	C4TZ 2A176-A	2	R.H. & L.H.
		2A178		CABLE ASSY. (BRAKE SHOE ADJUSTING LEVER)
73/74	E200	★ C8TZ 2A178-A r/bC8TZ 2A176-F	2	
73/75	F100	★ C4TZ 2A178-A r/bC4TZ 2A176-A	2	
73/75		★ C1SS 2A179-A r/bC4TZ 2A176-A	2	GUIDE (BRAKE SHOE ADJUSTING LEVER CABLE)
		or r/bC8TZ 2A176-F		
73/74	E200	AJ 2196-A	4	PISTON (BRAKE CYLINDER)
73/75	F100	C30Z 2196-B	4	
		2201		CUP (BRAKE CYLINDER) — Serviced only in 2221 kit
		2204		EXPANDER and SPRING ASSY. (BRAKE CYLINDER PISTON RETURN)
73/74	E200	★ D3UZ 2204-A	2	Also serviced in 2221 kit
73/75	F100	D3TZ 2204-B	2	Also serviced in 2221 kit
73/75		C7TZ 2206-A	4	BOOT (BRAKE CYLINDER) — Also serviced in 2221 kit
		2208		SCREW (BRAKE CYLINDER BLEEDER)
73/74	E200	8M 2208	2	
73/75	F100	D2TZ 2208-A	2	
		2221		◆CYLINDER REPAIR KIT (BRAKE)
73/74	E200	D3UZ 2221-A	2	1 1/8" dia.
73/75	F100	D3TZ 2221-A	2	1 1/16" dia.
73/75		D9AZ 2A225-B	1	SPRING KIT (BRAKE REPAIR)— incl. (2) COMM 2035-A, (2) C3AZ 2035-A (2) COMM 2036-A, and (2) C1SS 2049-A



**BUY IT NOW!**

**Click Here To Order**



1973/79  
TRUCK SERIES 100/500

YEAR	RESTRICTIONS	PART NUMBER	QTY.	PART NAME AND DESCRIPTION
FRONT BRAKE PARTS LIST NO. 3 12 x 3				
Notes: ● Refer to group number in Section 20 for kit components, ◆ Refer to group number in Section 22 for kit components				
73/74		★ D1TZ 2001-B r/b D3TZ 2001-B	1	● SHOE and LINING KIT (BRAKE)
73/74		D1TZ 2007-B	1	● LINING KIT (BRAKE SHOE)
73/74		C6TZ 2012-A	2	PLATE ASSY. (CARRIER)-R.H. and L.H.
73/74		357451-S	8	(BB-195)-bolt (plate to spindle)-1/2"-13 x 1 3/4"
73/74		55697-S8	8	(M-89-F)-nut-1/2"-13
73/74		351453-S8	8	(XX-186)-flat washer-1/2"
73/74		C6TZ 2035-A	2	SPRING (BRAKE SHOE RETRACTING)-49/64" O.D. x 8 29/32" long-14 coils-also serviced in kit-group 2A225
		2041		SCREW (BRAKE ADJUSTING)
73/74		★ C6TZ 2041-B r/b C7TZ 2041-B	1	R.H.
		★ C6TZ 2041-A r/b C7TZ 2041-C	1	L.H.
		2041		● SCREW KIT (BRAKE ADJUSTING)
73/74		C7TZ 2041-B	1	R.H.
		C7TZ 2041-C	1	L.H.
73/74		C6TZ 2042-A	4	LINK (BRAKE CYLINDER TO SHOE)
		2047		NUT (BRAKE ADJUSTING SCREW)
73/74		★ C6TZ 2047-B r/b C7TZ 2041-B	1	R.H.
		★ C6TZ 2047-A r/b C7TZ 2041-C	1	L.H.
73/74		C6TZ 2049-A	2	SPRING (BRAKE ADJUSTING SCREW)- also serviced in kit-group 2A225
		2061-2		CYLINDER ASSY. (BRAKE)
73/74		★ D3UZ 2062-A r/b D3TZ 2062-A	1	R.H.-1 1/8" dia.
		★ D3UZ 2061-A r/b D3TZ 2061-A	1	L.H.
73/74		20310-S8	4	(B-48)-bolt (cyl. to carrier plate)-5/16"-18 x 1/2"
73/74		34806-S7	4	(X-64)-lockwasher-5/16"
73/74		C6TZ 2068-A	4	SPRING (BRAKE SHOE HOLD DOWN)- Also serviced in kit-group 2A094
73/74		C7TZ 2069-A	4	PIN (BRAKE SHOE HOLD DOWN SPRING)- Also serviced in kit-group 2A094
73/74		8A 2092	2	COVER (BRAKE ADJUSTING HOLE)
73/74		D9TZ 2A094-A	1	SPRING KIT (BRAKE SHOE HOLD DOWN)- incls. (4) C6TZ 2068-A, (2) C6TZ 2068-B, and (4) C7TZ 2069-A
73/74		C6TZ 2108-A	2	PIN (BRAKE ADJUSTING LEVER) - 59/64" long
		2128		Refer to group 2221 in this parts list
73/74		★ C7TZ 2A176-B r/b D5TZ 2A176-A	2	LEVER (BRAKE SHOE ADJUSTING)
		2A176-7	1	● LEVER KIT (BRAKE ADJUSTING)
73/74		C6TZ 2A176-B	1	R.H.
		C6TZ 2A177-A	1	L.H.
73/74		★ C6TZ 2A178-A r/b C6TZ 2A176-B or r/b C6TZ 2A177-A	2	CABLE ASSY. (BRAKE SHOE ADJUSTING LEVER)
73/74		★ C7TZ 2A179-A r/b C6TZ 2A176-B or r/b C6TZ 2A177-A	2	GUIDE (BRAKE SHOE ADJUSTING LEVER CABLE) - R.H. and L.H.
		2A180		SPRING (BRAKE AUTOMATIC ADJUSTING LEVER RETURN)
		C9TZ 2A180-A	1	R.H.
		★ C9TZ 2A180-B r/b C6TZ 2A177-A	1	L.H.



**BUY IT NOW!**

**Click Here To Order**

COPYRIGHT © 1979-

FORD MOTOR

—DEARBORN, MICHIGAN

COMPANY

NEW ISSUE



1973/79  
TRUCK SERIES 100/500

YEAR	RESTRICTIONS	PART NUMBER	QTY.	PART NAME AND DESCRIPTION
FRONT BRAKE PARTS LIST NO. 3 — Cont'd 12 x 3				
Notes: ● Refer to group number in Section 20 for kit components, ◆ Refer to group number in Section 22 for kit components.				
		2A180		SPRING (BRAKE AUTOMATIC ADJUSTING LEVER RETURN)
73/74		AJ 2196-A	4	PISTON (BRAKE CYLINDER)-1 1/8" dia.
		2201-2		Refer to 2221 Kit in this parts list
73/74		D3UZ 2204-A	2	EXPANDER and SPRING ASSY. (BRAKE CYLINDER PISTON RETURN)
73/74		C7TZ 2206-A	4	BOOT (BRAKE CYLINDER)
73/74		8M 2208	2	SCREW (BRAKE CYLINDER BLEEDER)
73/74		D3UZ 2221-A	2	◆CYLINDER REPAIR KIT (BRAKE) - 1 1/8" dia.
73/74		D9TZ 2A225-A	1	SPRING KIT (DRUM BRAKE REPAIR) incls. (4) C6TZ 2035-A and (2) C6TZ 2049-A

FRONT BRAKE PARTS LIST NO. 4  
12 1/8 x 2

YEAR	RESTRICTIONS	PART NUMBER	QTY.	PART NAME AND DESCRIPTION
Notes: ● Refer to group number in Section 20 for kit components, ◆ Refer to group number in Section 22 for kit components.				
73/75		D2TZ 2001-B	1	●SHOE and LINING KIT (BRAKE)
73/75		D2TZ 2007-B	1	●LINING KIT (BRAKE SHOE)
		2012-3		PLATE ASSY. (CARRIER)
73/75	Reg. Cab	C7TZ 2012-G	1	R.H.
		C7TZ 2013-H	1	L.H.
73/75	Crew Cab	★ D4TZ 2012-A	1	R.H.
		★ D4TZ 2013-A	1	L.H.
73/75		371900-S	12	(BB-219-A)-bolt (plate to spindle)- 3/8"-24 x 1 25/64"
73/75		COMM 2028-A	2	PLATE (BRAKE SHOE ANCHOR PIN)
73/75		96H 2036	4	SPRING (BRAKE SHOE RETRACTING)
		2041		SCREW (BRAKE ADJUSTING)
73/75		★ C1VV 2041-A	1	R.H.
		r/bCOAZ 2041-A		
		★ C1AZ 2041-B	1	L.H.
		r/bCOAZ 2041-B		
		2041		●SCREW KIT (BRAKE ADJUSTING)
73/75		COAZ 2041-A	1	R.H.
		COAZ 2041-B	1	L.H.
73/75		B7A 2042-A	4	LINK (BRAKE CYLINDER TO SHOE)
		2047		NUT (BRAKE ADJUSTING SCREW)
73/75		C2AZ 2047-A	1	R.H.
		C1AZ 2047-A	1	L.H.
73/75		C1AA 2048-A	2	SOCKET (BRAKE ADJUSTING SCREW)
73/75		C7TZ 2049-B	2	SPRING (BRAKE ADJUSTING SCREW)
		2061-2		CYLINDER ASSY. (BRAKE)
73/75		D3TZ 2262-D	1	R.H.-1 1/16" dia.
		D3TZ 2261-D	1	L.H.
73/75		20310-S8	4	(B-48)-bolt (cyl. to carrier plate)-5/16"-18 x 1/2"
73/75		34806-S7	4	(X-64)-lockwasher-5/16"
73/75		B7A 2066-A	8	CUP or WASHER (BRAKE SHOE HOLD DOWN SPRING)
73/75		TDAA 2068-A	4	SPRING (BRAKE SHOE HOLD DOWN) - 1 3/32" long
73/75		8L 2069	4	PIN (BRAKE SHOE HOLD DOWN SPRING)
73/75		H 2092	2	COVER (BRAKE ADJUSTING HOLE)
		2A176-7		LEVER (BRAKE SHOE ADJUSTING)
73/75		C7TZ 2A176-A	1	R.H.
		C7TZ 2A177-A	1	L.H.
		2A176		●LEVER KIT (BRAKE SHOE ADJUSTING)
73/75		C7TZ 2A176-C	2	R.H. & L.H.
73/75		C8TZ 2A178-C	2	CABLE ASSY. (BRAKE SHOE ADJUSTING LEVER)
73/75		★ C1SS 2A179-A	2	GUIDE (BRAKE SHOE ADJUSTING LEVER CABLE)
		r/bC7TZ 2A176-C		
73/75		C30Z 2196-B	4	PISTON (BRAKE CYLINDER) - 1 1/16" dia.



**BUY IT NOW!**

**Click Here To Order**



1973/79  
TRUCK SERIES 100/500

YEAR	RESTRICTIONS	PART NUMBER	QTY.	PART NAME AND DESCRIPTION
FRONT BRAKE PARTS LIST NO. 4 — Cont'd 12 1/8 x 2				
Notes: ● Refer to group number in Section 20 for kit components, ◆ Refer to group number in Section 22 for kit components.				
73/75		2201 D3TZ 2204-B	2	Serviced only in kit—group 2221 in this parts list EXPANDER and SPRING ASSY. (BRAKE CYLINDER PISTON RETURN)—1 1/16" dia.
73/75		2206 96H 2206	1	BOOT (BRAKE CYLINDER) 1 1/16" dia.
73/75		8M 2208	2	SCREW (BRAKE CYLINDER BLEEDER)
73/75		2221 D3TZ 2221-B		◆CYLINDER REPAIR KIT (BRAKE) 1 1/16" dia.
73/75		B7D 2240-B	2	BAFFLE (BRAKE GREASE)
		2261-2		Refer to group 2061-2 in this parts list

YEAR	RESTRICTIONS	PART NUMBER	QTY.	PART NAME AND DESCRIPTION
FRONT BRAKE PARTS LIST NO. 5 12 1/8 x 2				
Notes: ● Refer to group number in Section 20 for kit components, ◆ Refer to group number in Section 22 for kit components				
73/76	w/o finned drum	2001 C7TZ 2001-J	1	●SHOE and LINING KIT (BRAKE)
73/76	w/finned drum	D3TZ 2001-C	1	
73/76	w/o finned drum	2007 C8TZ 2007-K	1	●LINING KIT (BRAKE SHOE)
73/76	w/finned drum	D3TZ 2007-A	1	
73/76	w/o finned drum	2012-3 C7TZ 2012-E	1	PLATE ASSY. (CARRIER) R.H.
		C7TZ 2013-F	1	L.H.
73/76	w/finned drum	D3TZ 2012-A	1	R.H.
		D3TZ 2013-A	1	L.H.
73/76		357451-S	4	(BB-195)—bolt—upper (plate to spindle)—1/2"—13 x 1 3/4"
73/76		44735-S8	4	(X-32)—flatwasher—1/2"
73/76		55697-S8	4	(M-89-F)—locknut—1/2"—13
73/76		370111-S8	4	(BB-321)—bolt—lower (plate to spindle)—1/2"—20 x 2 3/4"
73/76		44735-S8	4	(X-32)—flatwasher—1/2"
73/76		370116-S8	4	(MM-67)—castlenut—1/2"—20
73/76		72053-S	4	(N-52)—cotter pin—1/8" x 1 1/4"
73/76		★2027		PIN (BRAKE SHOE ANCHOR)
73/76		96H 2028	2	PLATE (BRAKE SHOE ANCHOR PIN)
73/76	w/finned drum	2035-6 TDAA 2035-A	2	SPRING (BRAKE SHOE RETRACTING)
73/76	w/o finned drum	96H 2036	4	
73/76		2041		SCREW (BRAKE ADJUSTING)
		★ CIVV 2041-A	1	R.H.
		r/bCOAZ 2041-A		
		★ C1AZ 2041-B	1	L.H.
		r/bCOAZ 2041-B		
73/76		2041		●SCREW KIT (BRAKE ADJUSTING)
		COAZ 2041-A	1	R.H.
		COAZ 2041-B		L.H.
73/76		B7A 2042-A	4	LINK (BRAKE CYLINDER TO SHOE)
73/76		2047		NUT (BRAKE ADJUSTING SCREW)
		C2AZ 2047-A	1	R.H.
		C1AZ 2047-A	1	L.H.
73/76		C1AA 2048-A	2	SOCKET (BRAKE ADJUSTING SCREW)
73/76		C7TZ 2049-B	2	SPRING (BRAKE ADJUSTING SCREW)
73/76	w/o finned drum	2061-2 C8TZ 2062-A	1	CYLINDER ASSY. (BRAKE) R.H.—1 1/8" dia.
		C8TZ 2061-A	1	L.H.
73/74	w/finned drum— "Before Ser. U80,001"	D3TZ 2062-D	1	R.H.—1" dia.
		D3TZ 2061-D	1	L.H.



**BUY IT NOW!**

**Click Here To Order**



1973/79  
TRUCK SERIES 100/500

YEAR	RESTRICTIONS	PART NUMBER	QTY.	PART NAME AND DESCRIPTION
FRONT BRAKE PARTS LIST NO. 5 — Cont'd 12 1/8 x 2				
Notes: ● Refer to group number in Section 20 for kit components, ♦ Refer to group number in Section 22 for kit components				
		2061-2		CYLINDER ASSY. (BRAKE)
74/76	w/finned drum-	C8TZ 2062-A	1	R.H.-1 1/8" dia.
	"From Ser. U80,001"	C8TZ 2061-A	1	L.H.
73/76		20310-S8	4	(B-48)-bolt (cyl. to carrier plate)-5/16"-18 x 1/2"
73/76		34806-S7	4	(X-64)-lockwasher-5/16"
73/76		B7A 2066-A	8	CUP or WASHER (BRAKE SHOE HOLD DOWN SPRING)
		2068		SPRING (BRAKE SHOE HOLD DOWN)
73/76	w/o finned drum	TDAA 2068-A	4	1 1/16" long
73/76	w/finned drum	D3TZ 2068-A	4	
73/76		8L 2069	4	PIN (BRAKE SHOE HOLD DOWN SPRING)
73/76		H 2092	2	COVER (BRAKE ADJUSTING HOLE)
		2A176-7		LEVER (BRAKE SHOE ADJUSTING)
73/76		C7TZ 2A176-A	1	R.H.
		C7TZ 2A177-A	1	L.H.
		2A176		●LEVER KIT (BRAKE SHOE ADJUSTING)
73/76		C7TZ 2A176-C	2	R.H. & L.H.
73/76		C8TZ 2A178-C	2	CABLE ASSY. (BRAKE SHOE ADJUSTING LEVER)
73/76		★ C1SS 2A179-A r/bC7TZ 2A176-C	2	GUIDE (BRAKE SHOE ADJUSTING LEVER CABLE)
		2196		PISTON (BRAKE CYLINDER) - Also refer to group 2061-2 in this parts list
73/76		AJ 2196-A	4	
73/76	w/finned drum	A0A 2204-A	2	SPRING (BRAKE CYLINDER PISTON RETURN)
73/76	w/o finned drum	A0A 2205-A	2	SPRING (BRAKE CYLINDER PISTON RETURN)
73/76	w/finned drum	C5TZ 2206-B	4	BOOT (BRAKE CYLINDER)
73/76		8M 2208	2	SCREW (BRAKE CYLINDER BLEEDER)
		2221		♦CYLINDER REPAIR KIT (BRAKE)
73/76	w/o finned drum	C8UZ 2221-A	4	1 1/8" dia.
73/76	w/finned drum	★ 2221		Serviced only in assy.-group 2061-2

FRONT BRAKE PARTS LIST NO. 6  
13 x 2 1/4

Notes: ● Refer to group number in Section 20 for kit components

73/77		B3T 2007-A	1	●LINING KIT (BRAKE SHOE)
		2012-3		PLATE ASSY. (CARRIER)
73/77		B7T 2012-A	1	R.H.
		B7T 2013-A	1	L.H.
73/77		370115-S8	4	(BB-264)-bolt (plate to spindle)-9/16"-18 x 1 53/64"
73/77		370119-S8	4	(MM-28)-nut-9/16"-18
73/77		34810-S7	4	(X-69)-lockwasher-9/16"
73/77		TDAA 2018-B	2	SHOE and LINING ASSY. (BRAKE) - primary
73/77		TDAA 2019-B	2	SHOE and LINING ASSY. (BRAKE) - secondary
73/77		TDAA 2027-A	2	PIN (BRAKE SHOE ANCHOR)
73/77		34675-S8	2	(M-75)-nut 3/4"-16
73/77		34853-S7	2	(X-77)-lockwasher-3/4"
73/77		96H 2028	2	PLATE (BRAKE SHOE ANCHOR PIN)
73/77		TDAA 2029-A	2	WASHER (BRAKE SHOE ANCHOR PIN)
73/77		TDAA 2035-A	2	SPRING (BRAKE SHOE RETRACTING)
73/77		TDAA 2041-A	2	SCREW (BRAKE ADJUSTING)
73/77		B7A 2042-A	4	LINK (BRAKE CYLINDER TO SHOE)
73/77		TDAA 2047-A	2	NUT (BRAKE ADJUSTING SCREW)
73/77		TDAA 2048-A	2	SOCKET (BRAKE ADJUSTING SCREW)
73/77		TDAA 2049-A	2	SPRING (BRAKE ADJUSTING SCREW)



**BUY IT NOW!**

Click Here To Order



**1973/79  
TRUCK SERIES 100/500**

YEAR	RESTRICTIONS	PART NUMBER	QTY.	PART NAME AND DESCRIPTION
<b>FRONT BRAKE PARTS LIST NO. 6 — Cont'd</b>				
13 x 2 1/4				
Notes: ● Refer to group number in Section 20 for kit components				
		2061-2		CYLINDER ASSY. (BRAKE)
73/77		C1TT 2061-C	1	R.H.—15/16" dia.
		C1TT 2062-C	1	L.H.
73/77		20326-S7	4	(B-49)—bolt (cyl. to carrier plate)—5/16"—18 x 5/8"
73/77		34806-S7	4	(X-64)—lockwasher—5/16"
73/77		B7A 2066-A	8	CUP or WASHER (BRAKE SHOE HOLD DOWN SPRING)
73/77		TDAA 2068-A	4	SPRING (BRAKE SHOE HOLD DOWN) — 1 1/16" long
73/77		B7A 2069-A	4	PIN (BRAKE SHOE HOLD DOWN SPRING)
73/77		34445-S7	4	(M-80)—locknut (rear pin to carrier plate)—3/8"—24
73/77		H 2092	2	COVER (BRAKE ADJUSTING HOLE)
73/77		★ C30Z 2128-A	1	CYLINDER REPAIR KIT (BRAKE) — 15/16" dia.
		r/b D30Z 2128-A		
73/77		★ 8L 2197-A	2	Refer to group 2061-2 in this parts list
73/77		★ 8L 2201	2	CUP (BRAKE CYLINDER) — 15/16" dia.— Serviced only in kit—group 2128
73/77		C3TZ 2204-A	2	SPRING (BRAKE CYLINDER PISTON RETURN)
73/77		★ 96H 2206	2	BOOT (BRAKE CYLINDER)—serviced only in kit—group 2128
73/77		8M 2208	2	SCREW (BRAKE CYLINDER BLEEDER)
73/77		B7T 2240-A	2	BAFFLE (BRAKE GREASE)

**FRONT BRAKE PARTS LIST NO. 7**  
14 x 2 1/2 — KELSEY HAYES HYDRAULIC BRAKE

YEAR	RESTRICTIONS	PART NUMBER	QTY.	PART NAME AND DESCRIPTION
Notes: ● Refer to group number in Section 20 for kit components, ◆ Refer to group number in Section 22 for kit components.				
73/77		C3TZ 2007-D	1	● LINING KIT (BRAKE SHOE)
		2012-3		PLATE ASSY. (CARRIER)
73/77		C9TZ 2012-F	1	R.H.
		C9TZ 2013-F	1	L.H.
73/77		383126-S	2	(BB-321-V)—bolt (plate to spindle)—9/16"—18 x 2"
73/77		371613-S7-8	2	(XX-202)—flatwasher—9/16"
73/77		370117-S8	2	(MM-68)—castlenut—9/16"—18
73/77		72071-S	2	(N-54)—cotterpin—1/8" x 1 1/2"
73/77		383113-S	6	(BB-321-X)—bolt (plate to spindle)—9/16"—18 x 3 13/64"
		2018		SHOE and LINING ASSY. (BRAKE)
73/77		C8TZ 2018-A	2	Primary
		C8TZ 2019-A	2	Secondary
73/77		96H 2028	2	PLATE (BRAKE SHOE ANCHOR PIN)
		2035		SPRING (BRAKE SHOE RETRACTING)
73/77		B7Q 2035-A	2	Primary
		C8TZ 2035-A	2	Secondary
		2041		SCREW (BRAKE ADJUSTING)
73/77		C8TZ 2041-A	1	R.H.—also serviced in assy.—group 2046
		C8TZ 2041-B	1	L.H.—also serviced in assy.—group 2046
73/77		B7T 2042-A	2	LINK (BRAKE CYLINDER TO SHOE)
		2046		SCREW ASSY. (BRAKE ADJUSTMENT)
73/77		★ C9TZ 2046-B	1	R.H. incl. C8TZ 2041-A and sleeve
		r/b C9TZ 2046-D		
		★ C9TZ 2046-C	1	L.H.—incl. C8TZ 2041-B and sleeve
		r/b C9TZ 2046-E		
73/77		C9TZ 2046-D	1	R.H.—incl. C9TZ 2046-B, C8TZ 2048-A, ★2223, and C8TZ 2052-A
		C9TZ 2046-E	1	L.H.—incl. C9TZ 2046-C, C8TZ 2048-A, ★2223, and C8TZ 2052-A
73/77		C8TZ 2048-A	2	SOCKET (BRAKE ADJUSTING SCREW) — Also serviced in assy.—group 2046
73/77		C8TZ 2049-A	2	SPRING (BRAKE ADJUSTING SCREW)
73/77		C8TZ 2052-A	2	WASHER (BRAKE ADJUSTING)—flat—17/32" I.D. x 15/16" O.D.—also serviced in assy.—group 2046



**BUY IT NOW!**

**Click Here To Order**



# **MASTER PARTS AND ACCESSORIES CATALOG**

(ILLUSTRATIONS)

## **FORD DIVISION**

### **GENERAL INSTRUCTIONS**

This Ford Truck Master Parts Catalog contains parts illustrations for truck series B500, E100/300, F100/500 and P350/500 for model year 1973 for U.S. and Canadian built vehicles.

Use these ILLUSTRATIONS in conjunction with the TEXT in the front portion of the catalog.

For greater convenience this catalog is divided into specific sections such as brakes, front suspension, engine, transmission, etc. For example, FRONT SUSPENSION appears in Section 30, STEERING in Section 35, REAR AXLE in Section 40, etc.

The TEXT portion of the catalog is divided into sections also and like parts are shown under similar section numbers in both the TEXT and ILLUSTRATION portions of the catalog.

A listing of Ford group numbers and their related section numbers appears in the General Information Section of the TEXT portion of the catalog.

Illustrations contain group numbers only, therefore, it is necessary to refer to the group within the TEXT portion of the catalog listing for complete applicable part number.

The driver's side is the left hand side of the vehicle and determines whether such parts as fenders, lamps, etc. are right or left hand.

Model year application is indicated by showing the first year followed by a diagonal line to indicate continued usage in all subsequent years until the insertion of the last year of usage, which is shown after the diagonal line. If no diagonal line is shown the part is applicable only to the year shown.

**Example.**

- 73/ indicates part used 1973 through subsequent models.
- 73/74 indicates part used 1973 through 1974 model years.
- 73 indicates part used 1973 model year only.

For Warranty Plate Data, Catalog Model Codes and Body Type Codes refer to the General Information Section of the TEXT portion of the catalog.

### **SYMBOLS COMMONLY USED IN THIS CATALOG**

- \* identifies Motorcraft Sales Number.
- # indicates some form of Identification.
- ★ indicates Not Serviced-must be improvised or procured locally.

### **MODEL CODES**

Truck models are listed throughout this catalog by truck series. A listing of series codes shown on Warranty Plates is included in the General Information Section of the TEXT portion of the catalog. Refer to these codes to determine the series listed in this catalog. Model application is often consolidated as shown below:

**Example:**

- F100/350 means F100 thru F350 or F100, F250 and F350.
- and: B-F500 means B500 and F500.

**100% SATISFACTION GUARANTEED**

**BUY IT NOW!**

**Click Here To Order**

PayPal American Express Discover MasterCard VISA

# 1973/79 TRUCK SERIES 100/500

## CHASSIS PARTS ILLUSTRATION INDEX

Following is a general index of the major groups shown in the Chassis and Body Parts Illustration Sections. For more specific information refer to the Index appearing in front of the Section number listed below:

MAJOR GROUP	● TABBED DIVIDER TITLE	INDEX SECTION
Accelerator Linkage	Fuel	90
Accessories	Listed in their appropriate groups as identified in this index	
Air Cleaner	Fuel	90
Air Conditioner	Air Cond.-Heaters-Radios-Shock Absorbers	180
Alternator	Generator-Alternator-Starter-Distributor	103
Automatic Transmission	Automatic Transmission	A70
Axle (Front)	Front Axle-Steering	30
Axle (Rear)	Rear Axle	40
Battery	Generator-Alternator-Starter-Distributor	103
Battery Carriers	Generator-Alternator-Starter-Distributor	103
Brake System	Wheel-Brake	10
Bumpers	Bumpers-Mirrors-Speedo. Cable-Tow Hooks-Wipers-Washers	175
Camshaft	Engine	60
Carburetor	Fuel	90
Carrier (Wheel)	Wheel-Brake	10
Clutch	Transmission-Clutch	70
Cooling System	Cooling-Grille	80
Coupling Shaft	Driveshaft-Coupling Shaft	40
Crankcase Vent System	Engine	60
Cylinder Block	Engine	60
Cylinder Head and Valves	Engine	60
Distributor	Generator-Alternator-Starter-Distributor	103
Driveshaft	Driveshaft-Coupling Shaft	40
Electrical	Generator-Alternator-Starter-Distributor	103
Electrical	Lamps-Wiring	130
Emission Control (Thermactor)	Fuel	90
Engine	Engine	60
Engine Supports	Engine	60
Exhaust System	Frames-Muffler-Exhaust	50
Fan	Cooling-Grille	80
Fenders	Fender-Hood	160
Frame	Frame-Muffler-Exhaust	50
Front Axle	Front Axle-Steering	30
Front Springs	Spring-Rear Suspension	50
Front Suspension	Front Axle-Steering	30
Fuel Filter	Fuel	90
Fuel Pump	Fuel	90
Fuel System	Fuel	90
Fuel Tank	Fuel	90
Gearshift Lever	Transmission-Clutch	70
Grille	Cooling-Grille	80

● Applicable to Loose Leaf Catalogs only.



## BUY IT NOW!

Click Here To Order









# 1973/79 TRUCK SERIES 100/500



## CHASSIS PARTS ILLUSTRATION INDEX cont'd

MAJOR GROUP	• TABBED DIVIDER TITLE	INDEX SECTION
Heater	Air Cond.-Heaters-Radios-Shock Absorber	180
Hood	Fender-Hood	160
Horn	Lamps-Wiring	130
Hubs	Wheel-Brake	10
Ignition System	Generator-Alternator-Starter-Distributor	103
Instrument Cluster	Generator-Alternator-Starter-Distributor	103
Lamps	Lamps-Wiring	130
Lever (Gearshift)	Transmission-Clutch	70
Manifolds	Fuel	90
Mirrors	Bumpers-Mirrors-Speedo. Cable-Tow Hooks- Wipers-Washers	175
Muffler	Frame-Muffler-Exhaust	50
Oil Pump	Engine	60
Piston and Connecting Rod	Engine	60
Pump (Fuel)	Fuel	90
Pump (Oil)	Engine	60
Pump (Water)	Cooling-Grille	80
Radiator	Cooling-Grille	80
Radios	Air Cond.-Heaters-Radios-Shock Absorb-ers	180
Rear Axle	Rear Axle	40
Rear Springs	Springs-Rear Suspension	50
Shaft (Coupling)	Driveshaft-Coupling Shaft	40
Shock Absorbers	Air Cond.-Heaters-Radios-Shock Absorber	180
Spare Wheel Carrier	Wheel-Brake	10
Speedo. Cable	Bumpers-Mirrors-Speedo. Cable-Tow Hooks- Wipers-Washers	175
Springs	Springs-Rear Suspension	50
Stabilizer (Front)	Front Axle-Steering	30
Starter	Generator-Alternator-Starter-Distributor	103
Steering	Front Axle-Steering	30
Steering Wheel	Front Axle-Steering	30
Suspension (Front)	Front Axle-Steering	30
Suspension (Rear)	Springs-Rear Suspension	50
Tank (Fuel)	Fuel	90
Tow Hooks	Bumpers-Mirrors-Speedo. Cable-Tow Hooks- Wipers-Washers	175
Thermostatic Choke Control	Fuel	90
Transfer Case	Transmission-Clutch	70
Transmission (Automatic)	Automatic Transmission	A70
Transmission (Manual)	Transmission-Clutch	70
Valves, Push Rods and Covers	Engine	60
Voltage Regulator	Generator-Alternator-Starter-Distributor	103
Water Pump	Cooling-Grille	80
Wheels	Wheels-Brakes	10
Windshield Wiper and Washers	Bumpers-Mirrors-Speedo. Cable-Tow Hooks- Wipers-Washers	175
Wiring	Lamps-Wiring	130

• Applicable to Loose Leaf Catalogs only.  
October, 1979

COPYRIGHT © 1979 - FORD MOTOR COMPANY - DEARBORN, MICHIGAN

**NEW ISSUE**

**GENERAL  
INFORMATION**

**1973/79  
TRUCK SERIES 100/500**

**BODY PARTS ILLUSTRATION INDEX**



MAJOR GROUP	• TABBED DIVIDER TITLE	INDEX SECTION
American Road Camper Parts	Recreational Vehicles	Refer to text catalog
Back Door	Body Parts	△
Door Parts	Body Parts	△
Exterior Trim	Sheet Metal-Exterior Mldg.-Interior Trim	△
Interior Trim	Sheet Metal Exterior Mldg.-Interior Trim	△
Platform and Racks	Sheet Metal-Exterior Mldg.-Interior Trim	△
Seats	Body Parts	△
Sheet Metal	Sheet Metal-Exterior Mldg.-Interior Trim	△
Storage Compartment	Body Parts	△
Windows (Back and Side)	Body Parts	△
Windshield	Body Parts	△

**HOW TO USE THIS CATALOG**

There are three ways of finding part numbers if the group number is not known.

1. By Part Name
2. By Illustration
3. By Identification

Should an inquiry be received for a radiator grille for a 1978 F100:

**BY PART NAME -**

- A. Refer to the Chassis Parts Alphabetical Index in the Text Catalog, form FPS 8096-A.
- B. Refer to the alphabetical nomenclature and find the part name "Grille (radiator)".  
The group number listed is 8200.
- C. Refer to group number 8200 and locate 1973 in the "YEAR" column. Find the series F100/350 in the "MODEL/RESTRICTIONS" column.
- D. The part number shown is D5TZ 8200-A.

**BY ILLUSTRATION -**

- A. Refer to the tabbed divider marked "COOLING-GRILLE" in this catalog.
- B. Refer to the index immediately behind the divider and find the illustration titles for the F Series.
- C. Under the heading "RADIATOR GRILLE and RELATED PARTS" find the "Grille" illustration for the 1973 F100.
- D. Refer to the illustration designated (on page 2 of Illustration Section 82) and find the group number for the grille to be 8200.
- E. Refer to group number 8200 in the Text Catalog and locate 1973 in the "YEAR" column. Find the series F100/350 in the "MODEL/RESTRICTIONS" column.
- F. The part number shown is D5TZ 8200-A.

**BY IDENTIFICATION -**

Certain parts and most major assemblies are identified with a part number shown on an attached tag or plate or on the part itself. Reference to identification numbers is made throughout the catalog and cross reference charts are included in some sections to provide immediate knowledge of the service part number when the identification number is known. All identification information other than charts will be preceded by the symbol (#).

**IMPORTANT -** Identification tags and plates must be retained with the part or assembly with which they are originally supplied.

- 
- Applicable to Loose Leaf Catalogs only.
  - △ Refer to Index Section in front of Body Illustrations.

# 1973/79 TRUCK SERIES 100/500

## HOW TO ORDER PARTS



When ordering parts, always give the complete part number.

In the event the part number is not known, the following information should be included.

- A. Complete description of part.
- B. Model year and body type.
- C. Dimension, number of teeth, size, etc., if possible rough sketch of part.
- D. If applicable to engine, transmission, axle, steering, etc., specify type, such as 302 cubic inch, Automatic Transmission, Power Steering, etc.
- E. Advise how shipment is to be made - Freight, Express, Air, Parcel Post.

### EXPLANATION OF SYMBOL ★

★Symbol indicates part is not supplied for service due to the following:

- a. Part is superseded and replaced as indicated in the description column of the text catalog.
- b. Part can be improvised as indicated in the description column of text catalog.
- c. Due to its function there would be little or no demand.

NOTE - ALWAYS REFER TO THE DESCRIPTION COLUMN OF THE TEXT FOR POSSIBLE SUBSTITUTION, OR FOR MATERIAL SPECIFICATIONS AND DIMENSIONS WHICH MAY BE HELPFUL IN OBTAINING THE NON-SERVICED PART LOCALLY.

1973/79  
TRUCK SERIES 100/500

INDEX



THIS INDEX SECTION INCLUDES THE FOLLOWING MAJOR GROUPS

- |                            |                           |
|----------------------------|---------------------------|
| BRAKE AIR CHAMBER          | BRAKE WHEEL CYLINDERS     |
| BRAKE BOOSTER INSTALLATION | DIESEL BRAKE VACUUM PUMPS |
| BRAKE BOOSTER PARTS        | FRONT and REAR BRAKES     |
| BRAKE and CLUTCH PEDALS    | PARKING BRAKES            |
| BRAKE MASTER CYLINDERS     | SPARE WHEEL CARRIERS      |
| BRAKE SYSTEMS              | WHEELS, HUBS and DRUMS    |

YEAR 19__	TITLE	MODEL	SECTION	PAGE	ILLUS. NO.
<b>B SERIES</b>					
<b>BRAKE BOOSTER INSTALLATION</b>					
73/77	Brake booster (vacuum-dash mounted)	B500	23	1	P-5846
73/74	Brake booster (vacuum-dash mounted)-w/reservoir tanks	B500	23	2	P-6527
75/77	Brake booster (vacuum-dash mounted)-w/reservoir tanks	B500	23	14	P-11676
<b>BRAKE BOOSTER PARTS</b>					
73/77	Brake booster (dual hydraulic vacuum)-Bendix	B500	23	9	P-6985
73/77	Brake booster (vacuum-dash mounted)-Midland-Ross	B500	23	8	P-4143
<b>BRAKE and CLUTCH PEDALS</b>					
73/77	Brake and clutch pedals	B500	72	6	P-5849
<b>BRAKE MASTER CYLINDERS</b>					
73/77	Brake master cylinder (Wagner)-typical	B500	21	7	P-7019
<b>BRAKE SYSTEMS</b>					
73/77	Hydraulic brake system (rear axle)	B500	22	1	P-6519
73/77	Hydraulic vacuum brake system (dual)--w/dash mounted booster	B500	22	2	P-10872-A
73/77	Hydraulic vacuum brake system (dual)--w/dash mounted booster	B500	22	3	P-10872-B
<b>BRAKE WHEEL CYLINDERS</b>					
73/77	Front brake cylinder (dual piston)-typical	B500	21	8	P-1423
73/77	Rear brake cylinder (dual piston)-typical	B500	21	8	P-1424
<b>FRONT and REAR BRAKES</b>					
73/77	Rear brakes (self adjusting-hydraulic)--15" x 4" and 15" x 5" Kelsey Hayes	B500	21	4	P-6437
73/77	Front brakes (single anchor self adjusting-hydraulic) --14" x 2 1/2" Kelsey Hayes	B500	21	4	P-8314
<b>PARKING BRAKES</b>					
73/77	Parts (trans. internal shoe type)--9" x 2" and 9" x 3"	B500	26	1	P-2848
73	System (trans. internal shoe type)-w/Orscheln lever - "Before Ser. S00,001"	B500	26	7	P-6998
73/77	System (trans. internal shoe type)-w/Orscheln lever - "From Ser.S00,001"	B500	26	12	P-11251
<b>SPARE WHEEL CARRIERS</b>					
73/77	Spare wheel carrier (frame mounted)	B500	10	7	P-9922
<b>WHEELS, HUBS and DRUMS</b>					
73/77	Front wheel parts	B500	10	2	P-2004
73/77	Front wheel parts (w/two piece wheel)	B500	10	3	P-649
73/77	Rear wheel hubs, bearings	B500	10	6	P-8750

B

**ILLUSTRATION  
SECTION 10**
**1973/79  
TRUCK SERIES 100/500**
**INDEX**


YEAR 19__	TITLE	MODE	NO.		
<b>E SERIES</b>					
<b>■ BRAKE BOOSTER INSTALLATION</b>					
73/	Brake booster (vacuum-dash mounted)	E100/350	23	7	P-8464
<b>■ BRAKE and CLUTCH PEDALS</b>					
73/74	Brake and clutch pedals	E100/300	72	4	P-11019
75/	Brake and clutch pedals	E100/350	72	10	P-11660
<b>■ BRAKE MASTER CYLINDERS</b>					
73/	Brake master cylinder-Bendix	E100/350	21	7	P-6999
<b>■ BRAKE SYSTEMS</b>					
73/74	Hydraulic brake system	E100/300	22	4	P-6368
75/	Hydraulic brake system-front section (Page A)	E100/350	22	14	P-13320
75/	Hydraulic brake system-rear section (Page B)	E100/350	22	15	P-11671-B
<b>■ BRAKE WHEEL CYLINDERS</b>					
73/74	Front brake cylinder-typical	E100/300	21	8	P-1423
73/	Rear brake cylinder-typical	E100/350	21	8	P-1424
<b>■ FRONT and REAR BRAKES</b>					
73/	Front and rear brakes--12" x 2 1/2" and 12" x 3"-BX Bendix	E250/350	21	2	P-5346
73/74	Front and rear brakes (self adjusting)-typical	E100/200	21	1	P-4827
75/	Front disc brake-single piston	E100/150	21	10	P-11561
75	Front disc brake-dual piston	E250/350	21	11	P-11427
76/	Front disc brake-dual piston	E250/350	21	13	P-13036
<b>■ PARKING BRAKES</b>					
73/74	System (cable operated rear brakes)	E100/300	26	2	P-6367
75/77	System (cable operated rear brakes)-with 124" and 138" W/B	E100/150	26	15	P-11989
75/77	System (cable operated rear brakes)-with 138" and 158" W/B	E250/350	26	16	P-11990
78/	System (cable operated rear brakes)-with 124", 138" and 158" W/B	E100/350	26	19	P-14581
<b>■ SPARE WHEEL CARRIERS</b>					
73/74	Spare wheel and jack stowage	E100/300	10	8	P-6338
75/	Jack stowage	E100/350	10	17	P-12141
75/	Spare wheel stowage-side mount (exc. Super Van/Wagon)	E100/350	10	15	P-12142
75/	Spare wheel stowage-side mount (exc. Super Van/Wagon)	E100/350	10	15	P-12142
78/	Spare wheel stowage-side mount (Super Van/Wagon)	E150/350	10	19	P-14590
75/	Spare wheel stowage-floor mount	E100/350	10	15	P-12143
75/77	Spare wheel-swing away	E100/350	10	18	P-14217
<b>■ WHEELS, HUBS and DRUMS</b>					
73/	Front wheel hub and bearings-typical	E100/350	10	13	P-11137
75/	Rear wheel hub and bearings-typical	E1 0/350	10	16	P-12662
73/	Hub cap and wheel cover-refer to text group 1130	E100/350			

1973/79  
TRUCK SERIES 100/500



INDEX

YEAR 19__	TITLE	MO			NO.
<b>F SERIES</b>					
<b>BRAKE BOOSTER INSTALLATION</b>					
73/77	Brake booster (vacuum-dash mounted)--Gas	F500	23	1	P-5846
73	Brake booster (vacuum-dash mounted)-Bendix diaphragm type-master vacuum	F250-w/GVW over 6200--2/W/D	23	4	P-5844
73/77	Brake booster (vacuum-dash mounted)-w/reservoir tanks	F500	23	2	P-8527
73	Brake booster (vacuum-dash mounted)-Bendix diaphragm type	F100/250-w/GVW 6200 and under--2/W/D	23	3	P-9910
73/77	Brake booster (vacuum-frame mounted)	F500	22	10	P-8527
74/	Brake booster (vacuum-dash mounted)-Bendix diaphragm type-typical	F100/350-w/All GVW --2/W/D	23	11	P-11119
73/	Brake booster (vacuum-dash mounted)-Bendix diaphragm type	F100/350--4/W/D	23	13	P-11912
<b>BRAKE BOOSTER PARTS</b>					
73/77	Brake booster (dual hydraulic vacuum)-Bendix	F500	23	9	P-6985
73/	Brake booster (vacuum-dash mounted)-Midland-Ross	F350	23	8	P-4143
73/77	Brake booster (vacuum-dash mounted)-Midland-Ross	F500	23	8	P-4143
<b>BRAKE and CLUTCH PEDALS</b>					
73/77	Brake and clutch pedals	F500	72	6	P-5849
73/76	Brake and clutch pedals	F100/350	72	9	P-11462
77/	Clutch and brake pedal parts - Page A	F100/350	72	11	P-13375
	- Page B	F100/350	72	12	P-13376
<b>BRAKE MASTER CYLINDERS</b>					
73/	Brake master cylinder-Bendix	F100/350	21	7	P-6999
73/77	Brake master cylinder (Wagner)-typical	F500	21	7	P-7019
73	Hydraulic brake system	F250/350--2/W/D-w/GVW over 6200	22	5	P-5672
73/75	Hydraulic brake system	F100--4/W/D	22	6	P-5673
73	Hydraulic brake system	F100/250--2/W/D-w/GVW 6200 and under	22	11	P-9909
<b>BRAKE SYSTEMS</b>					
74/76	Hydraulic brake system-typical	F100/250--2/W/D-F350 w/All GVW	22	16	P-11118
73/75	Hydraulic brake system	F250--4/W/D	22	7	P-5674
76/	Hydraulic brake system	F100/150--4/W/D	22	18	P-13371
76/	Hydraulic brake system	F250/350--4/W/D	22	17	P-13370
77/	Hydraulic brake system (Page A)	F100/350--2/W/D	22	19	P-13373
77/	Hydraulic brake system (Page B)	F100/350--2/W/D	22	20	P-13374
73/77	Hydraulic brake system (rear)	F500	22	1	P-6519
73/77	Hydraulic vacuum brake system (dual)--w/dash mounted booster	F500	22	2	P-10872-A
73/77	Hydraulic vacuum brake system (dual)--w/dash mounted booster	F500	22	3	P-10872-B
73/77	Hydraulic vacuum brake system (single)--w/frame mounted booster	F500	22	10	P-8527
<b>BRAKE WHEEL CYLINDERS</b>					
73/	Front brake cylinder (dual piston)-typical	F100/350	21	8	P-1423
73/77	Front brake cylinder (dual piston)-typical	F500	21	8	P-1423
73/	Rear brake cylinder (dual piston)-typical	F100/350	21	8	P-1424
73/77	Rear brake cylinder (dual piston)-typical	F500	21	8	P-1424

D

**ILLUSTRATION  
SECTION 10**
**1973/79  
TRUCK SERIES 100/500**

**Click Here To Order**
**BUY IT NOW!**

**INDEX**

YEAR 19__	TITLE	MODEL			NO.
--------------	-------	-------	--	--	-----

**F SERIES**

FRONT and REAR BRAKES					
73/	Rear brakes--12" x 2 1/2" and 12" x 3"-BX Bendix	F250--2/W/D and F350	21	2	P-5346
73/74	Rear brakes-self adjusting-typical	F100--2/W/D	21	1	P-4827
73/75	Front disc brake-dual piston	F250/350-2/W/D	21	5	P-10587
76/	Front disc brake-dual piston	F250/350-2/W/D	21	13	P-13036
73/	Front disc brake-single piston	F100/250-2/W/D	21	6	P-9271
76/	Front disc brake and related parts-single piston	F100/150--4/W/D	21	12	P-12887
76/	Front disc brake--dual piston	F250/350--4/W/D	21	14	P-13310
73/77	Front brakes (single anchor self adjusting-hydraulic) --14" x 2 1/2" Kelsey Hayes	F500	21	4	P-8314
73/77	Rear brakes (self adjusting-hydraulic)--15" x 4" and 15" x 5" Kelsey Hayes	F500	21	4	P-6437
PARKING BRAKES					
73/77	Parts (trans. internal shoe type)--9" x 2" and 9" x 3"	F350	26	1	P-2848
73/77	Parts (trans. internal shoe type)--9" x 2" and 9" x 3"	F500	26	1	P-2848
73/	System (cable operated rear brake)-Reg. Cab	F100/150	26	3	P-11046
73/	System (cable operated rear brake)-std brakes (w/equalizer lever)-Reg. Cab	F250--2/W/D	26	3	P-11046
73/77	System (cable operated rear brake)-H/D brakes (w/o equalizer lever)-Reg. Cab	F250--2/W/D	26	4	P-11047
73/77	System (cable operated rear brake)-Reg. Cab	F250--4/W/D	26	4	P-11047
78/	System (cable operated rear brake)-Reg. Cab	F250/350--2/W/D	26	17	P-14579
78/	System (cable operated rear brake)-Reg. Cab	F250/350--4/W/D	26	17	P-14579
74/77	System (cable operated rear brake)- Super Cab	F100/350--2/W/D F350	26	14	P-11233
78/	System (cable operated rear brake)-Super Cab	F100/350--2/W/D with 138" and 155" W/B	26	18	P-14580
78/	System (cable operated rear brake)-Super Cab	F150/350--4/W/D with 155" W/B	26	18	P-14580
73	System (trans. internal shoe type)-w/standard lever - manual trans. -"Before Ser. S00,001"	F500 (81)	26	11	P-11528
73/77	System (trans. internal shoe type)--w/standard lever-manual trans.-9" x 3"-From Ser. S00,001"	F500 (81)	26	9	P-11042
73/77	System (trans. internal shoe type)-w/Orscheln lever- manual trans.-9" x 3" & 10" x 3"-From Ser. S00,001"	F500 (81)	26	8	P-11032
73	System (trans. internal shoe type)-w/Orscheln lever- manual trans. -"Before Ser. S00,001"	F500 (84)	26	7	P-6998
73/77	System (trans. internal shoe type)-w/Orscheln lever- "From Ser. S00,001"	F500 (84)	26	12	P-11251
73	System (trans. internal shoe type)--9" x 3" with Ford C6 trans.-"Before Ser. S00,001"	F500 (84)	26	10	P-10680

1973/79  
TRUCK SERIES 100/500

INDEX



YEAR 19__	TITLE	MODEL	SECTION	PAGE	ILLUS. NO.
<b>F SERIES</b>					
<b>SPARE WHEEL CARRIERS</b>					
78/	Jack Stowage	F100/350	10	20	P-14915
73/	Spare wheel carrier (side mounted)	F100/250(83)	10	10	P-2602
73/	Spare wheel carrier (side mounted)	F350(83)	10	12	P-2603
73/	Spare wheel carrier (side mounted)	F100/250(99)	10	10	P-5740
73/	Spare wheel carrier (frame mounted)	F100/250--2/W/D and F100--4/W/D	10	11	P-9911
73/	Spare wheel carrier (frame mounted)	F250--4/W/D and F350--exc. 140" W/B	10	11	P-9912
73/	Spare wheel carrier (side mounted)	F250/350(99)--140" W/B	10	12	P-9913
73/	Spare wheel carrier (frame mounted-slide out)	F100/250--2/W/D and 4/W/D and F350 (Super Cab)	10	9	P-9914
73/	Spare wheel carrier	F250 (Crew Cab)	10	17	P-13366
73/77	Spare wheel carrier (frame mounted)	F500	10	7	P-9922
<b>WHEEL, HUBS and DRUMS</b>					
73/	Front wheel (disc type-tube tires)-typical	F350	10	4	P-1384
73/77	Front wheel parts (w/two piece wheel)	F500	10	3	P-649
73/	Front wheel drive hub lock parts (3M front axle)-Dana (Spicer)	F100/250--4/W/D	10	5	P-7800
78/	Front wheel drive hub lock parts (D8TZ 1104-E kit)- Dana (Spicer)	F150/350--4/W/D	10	18	P-14457
78/	Front wheel drive hub lock parts (D8TZ 1104-F kit)- Dana (Spicer)	F150/350--4/W/D	10	19	P-14458
73/75	Front wheel drive non-locking (3M front axle)-typical	F100/150--4/W/D	10	7	P-8903
73/77	Front wheel drive hub lock parts (3.5M front axle)-Dana (Spicer)	F250--4/W/D	10	4	P-8746
79	Front wheel drive hub lock parts (D9TZ 1104-A kit) - Warn	F150/350	10	20	P-14976
73/	Front wheel parts	F250/350	10	1	P-1382
73/77	Front wheel parts (exc. disc type)	F500	10	2	P-2004
73/	Front wheel parts (dual rear wheel)-typical	F350	10	2	P-2003
73/	Front wheel parts-typical	F100	10	1	P-1381
73/	Hub cap and wheel cover-refer to text group I130	F100/350			
73/	Rear dual wheel parts (disc type-tubeless tires)-typical	F350	10	3	P-2474
73/77	Rear wheel hubs and bearings	F500	10	6	P-8750

**M SERIES**

Refer to "P" Series for Illustrations not listed below

<b>BRAKE BOOSTER PARTS</b>					
73/76	Brake booster (vacuum-12 3/4 Bendix diaphragm type)	M450/500	23	12	P-11526
<b>BRAKE MASTER CYLINDER</b>					
73/76	Brake master cylinder (Wagner)-typical	M450/500	21	7	P-7019
<b>BRAKE PEDAL</b>					
73/76	Brake pedal	M450/500	72	8	P-11389
<b>BRAKE SYSTEMS</b>					
73/76	Hydraulic system-front frame	M450/500	22	12	P-12042-A
73/76	Hydraulic system-rear frame	M450/500	22	13	P-12042-B
73/76	Hydraulic system-rear axle	M450/500	22	1	P-11616
<b>BRAKE WHEEL CYLINDERS</b>					
73/76	Refer to "P" Series for illustration	M450/500			

F

ILLUSTRATION  
SECTION 101973/79  
TRUCK SERIES 100/500

INDEX



YEAR 19__	TITLE	MOD.	NO.		
--------------	-------	------	-----	--	--

**M SERIES**

Refer to "P" Series for Illustrations not listed below

FRONT and REAR BRAKES					
73/76	Front brakes (single anchor self adjusting-hydraulic)-- 14" x 2 1/2" Kelsey Hayes	M450/500	21	4	P-8314
73/76	Rear brakes (self adjusting-hydraulic)--15" x 4" and 15" x 5"- Kelsey Hayes	M450/500	21	4	P-6437
PARKING BRAKES					
73/76	System (trans. internal shoe type)-w/Orscheln lever	M450/500	26	13	P-12844
WHEELS, HUBS and DRUMS					
73/76	Rear wheel hubs, bearings	M450/500	10	6	P-8750

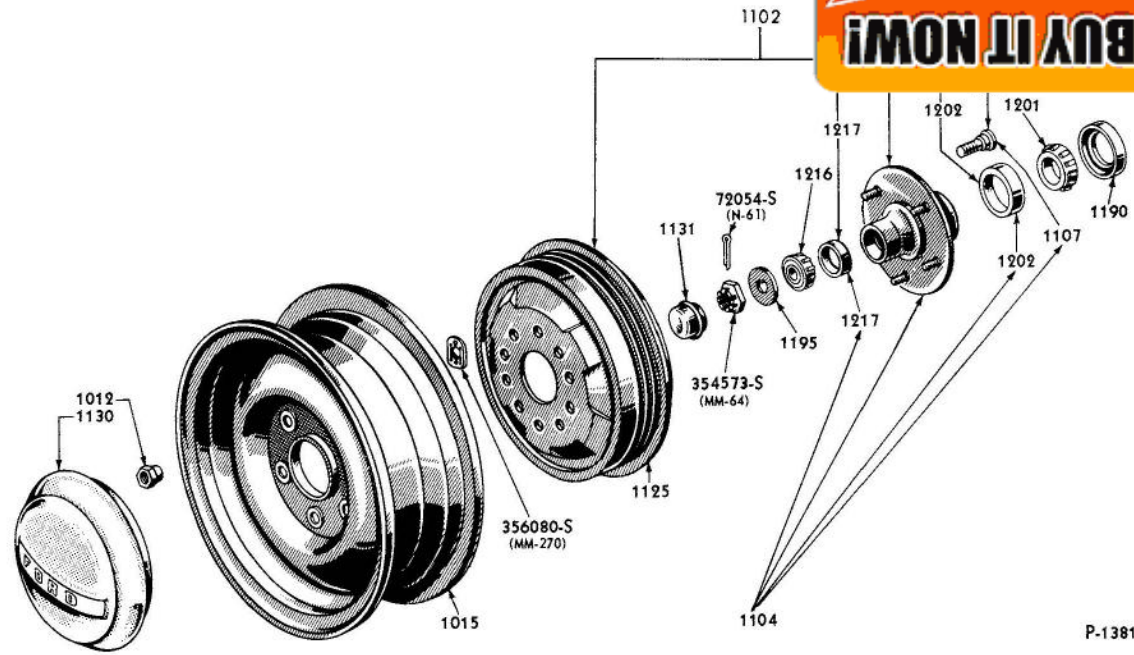
**P SERIES**

BRAKE BOOSTER INSTALLATION					
73/76	Brake booster (vacuum-dash mounted)	P350/400	23	6	P-6495
73/76	Brake booster (vacuum-frame mounted)	P350/400	23	5	P-5241
73/77	Brake booster (vacuum diaphragm-frame mounted)	P500	23	10	P-8731
76/77	Brake booster (vacuum-frame mounted)	P500	23	5	P-5241
BRAKE BOOSTER PARTS					
73/77	Brake booster (dual hydraulic vacuum)-Bendix	P350/400	23	9	P-6985
73/77	Brake booster (vacuum-dash mounted)-Midland-Ross	P500	23	8	P-4143
BRAKE and CLUTCH PEDALS					
73/77	Brake and clutch pedals	P500	72	7	P-11161
BRAKE MASTER CYLINDER					
73/77	Brake master cylinder-Bendix	P350/500	21	7	P-6999
BRAKE SYSTEMS					
73/77	Hydraulic brake system	P350/400	22	9	P-6494
73/77	Hydraulic brake system	P500	22	8	P-5240
BRAKE WHEEL CYLINDERS					
73/77	Front brake cylinder (dual piston)-typical	P350/500	21	8	P-1423
73/77	Front brake cylinder (single piston)-typical	P500	21	9	P-11586
73/77	Rear brake cylinder (dual piston)-typical	P350/500	21	8	P-1424
FRONT and REAR BRAKES					
73/77	Front and rear brakes--12" x 2 1/2" and 12" x 3"-BX Bendix	P350/400	21	2	P-5346
73/77	Front brake-typical	P500	21	3	P-3718
73/77	Rear brake-typical	P500	21	3	P-3719
PARKING BRAKES					
73/76	Parts (trans. internal shoe type)--9" x 2" and 9" x 3"	P350/500	26	1	P-2848
73/76	System (trans. internal shoe type)	P350/400--4/M/T	26	6	P-11041
73/76	System (trans. external band type)	P350/400--3/M/T and A/T	26	5	P-11040
73/77	System (trans. external band type)	P500--3/M/T and A/T	26	5	P-11040
73/77	System (trans. internal shoe type)	P500--4/M/T	26	6	P-11041
SPARE WHEEL CARRIERS					
73/77	Spare wheel carrier (frame mounted)	P350/500	10	14	P-9921
WHEEL, HUBS and DRUMS					
73/77	Front wheel parts (w/two piece wheel)	P500	10	3	P-649
73/77	Front wheels	P500	10	2	P-2004
73/77	Front wheels-typical	P350/400	10	1	P-1382
73/77	Hub cap and wheel cover-refer to text group 1130	P350/400			
73/77	Rear dual wheel parts (disc type-tubeless tires)-typical	P350/500	10	3	P-2474

**1973/79  
TRUCK SERIES 100/500**

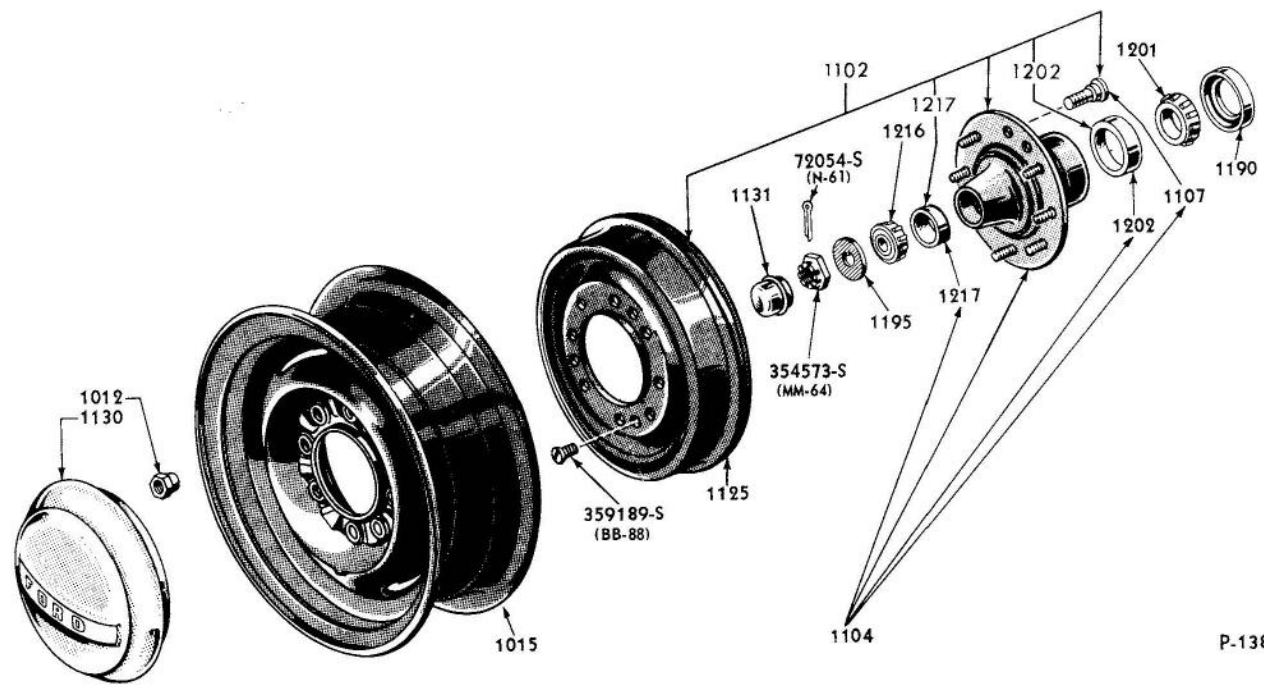


**Click Here To Order**  
**BUY IT NOW!**  
100% GUARANTEED



P-1381

**FRONT WHEEL PARTS-TYPICAL  
1973/ F100**



P-1382

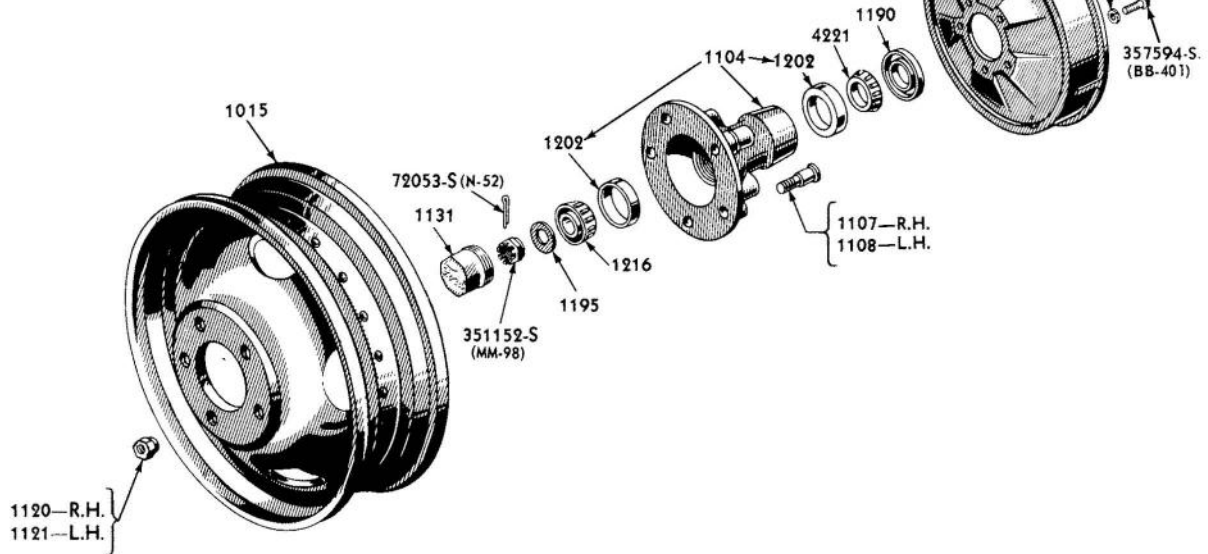
**FRONT WHEEL PARTS-TYPICAL  
1973/ F250/350 and 1973/77 P350/400**

# 1973/79 TRUCK SERIES 100/500

**Click Here To Order**

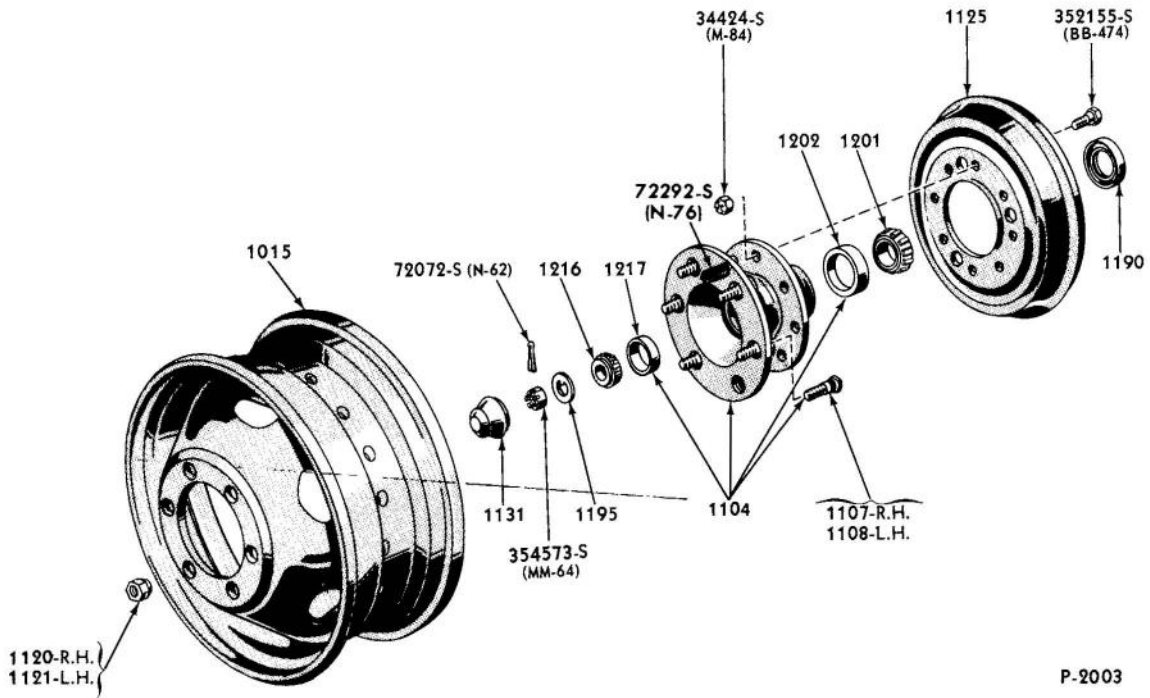
**BUY IT NOW!**

**100% GUARANTEED**



P-2004

FRONT WHEEL PARTS (ONE PIECE WHEEL)  
1973/77 B-F-P500



P-2003

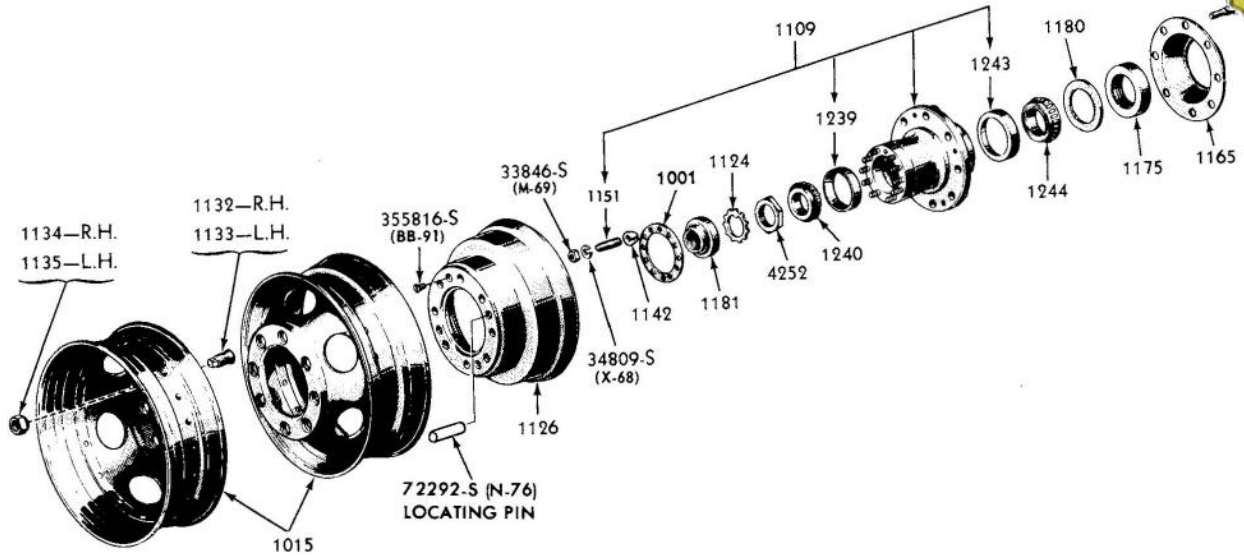
FRONT WHEEL PARTS (DUAL REAR WHEEL)-TYPICAL  
1973 / F350

**1973/79  
TRUCK SERIES 100/500**

**Click Here To Order**

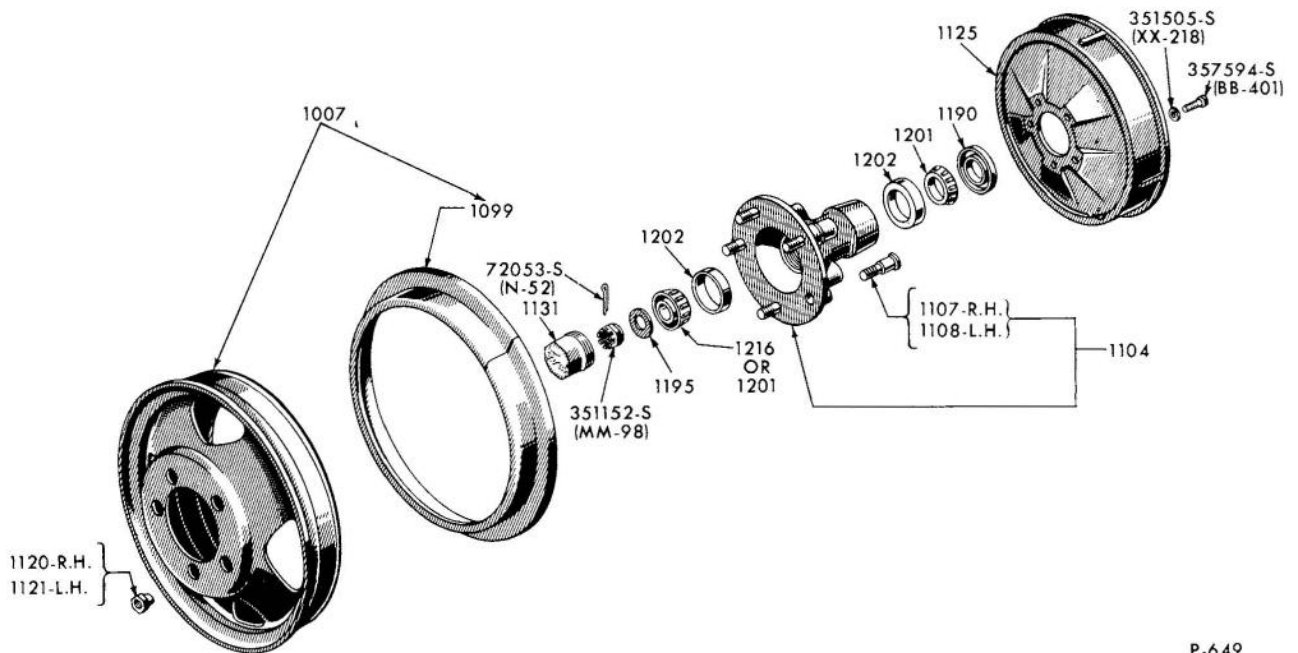
**BUY IT NOW!**

**100% SATISFACTION GUARANTEED**



P-2474

**REAR DUAL WHEEL PARTS (DISC TYPE-TUBELESS TIRES)-TYPICAL**  
1973/ F350 and 1973/77 P350/500



P-649

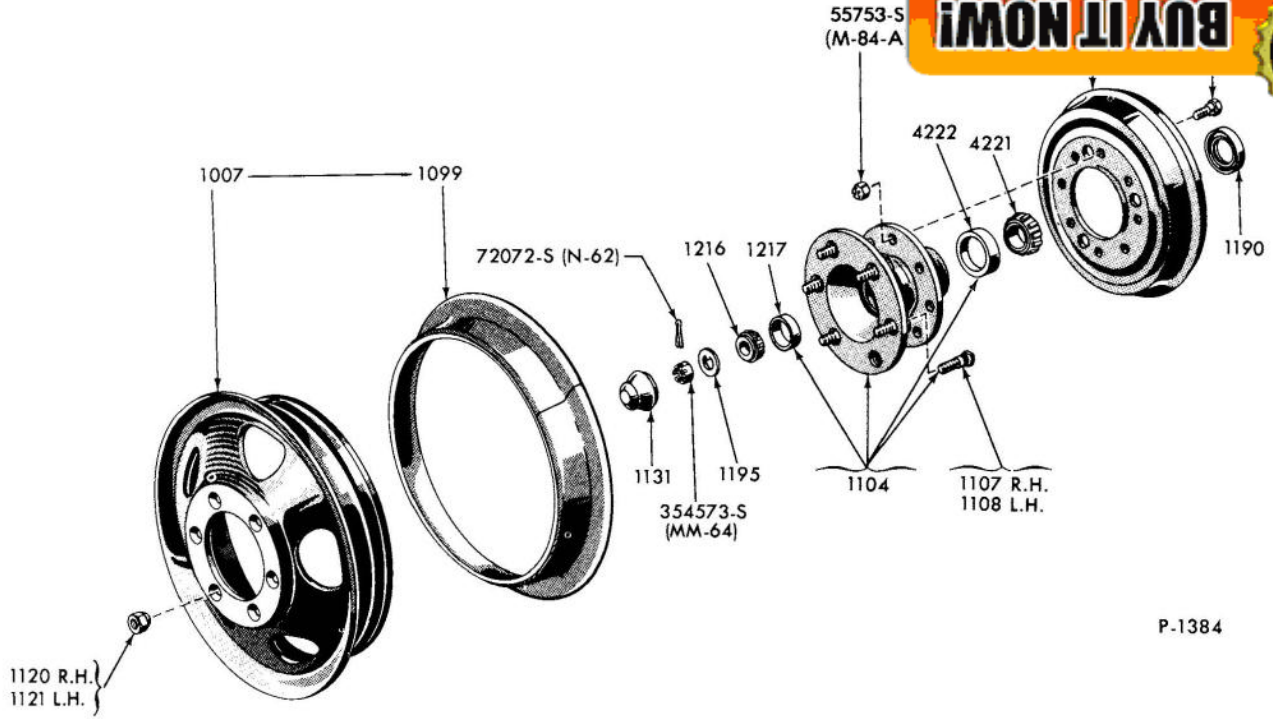
**FRONT WHEEL PARTS (TWO PIECE WHEEL)-TYPICAL**  
1973/77 B-F-P500

1973/79 TRUCK SERIES 100/500



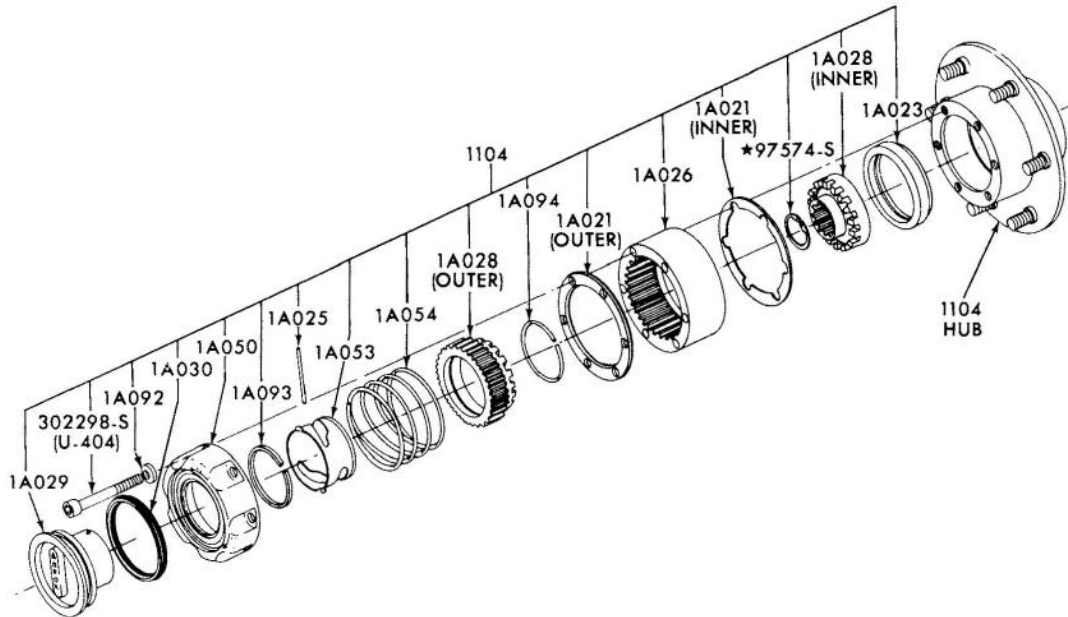
Click Here To Order

BUY IT NOW!



P-1384

FRONT WHEEL PARTS (DISC TYPE-TUBE TIRES)-TYPICAL 1973 / F350



P-8746

FRONT WHEEL DRIVE LOCK-OUT HUB (EXTERNAL TYPE) 1973/77 F250--4/W/D and 3.5M FRONT AXLE

1973/79  
TRUCK SERIES 100/500

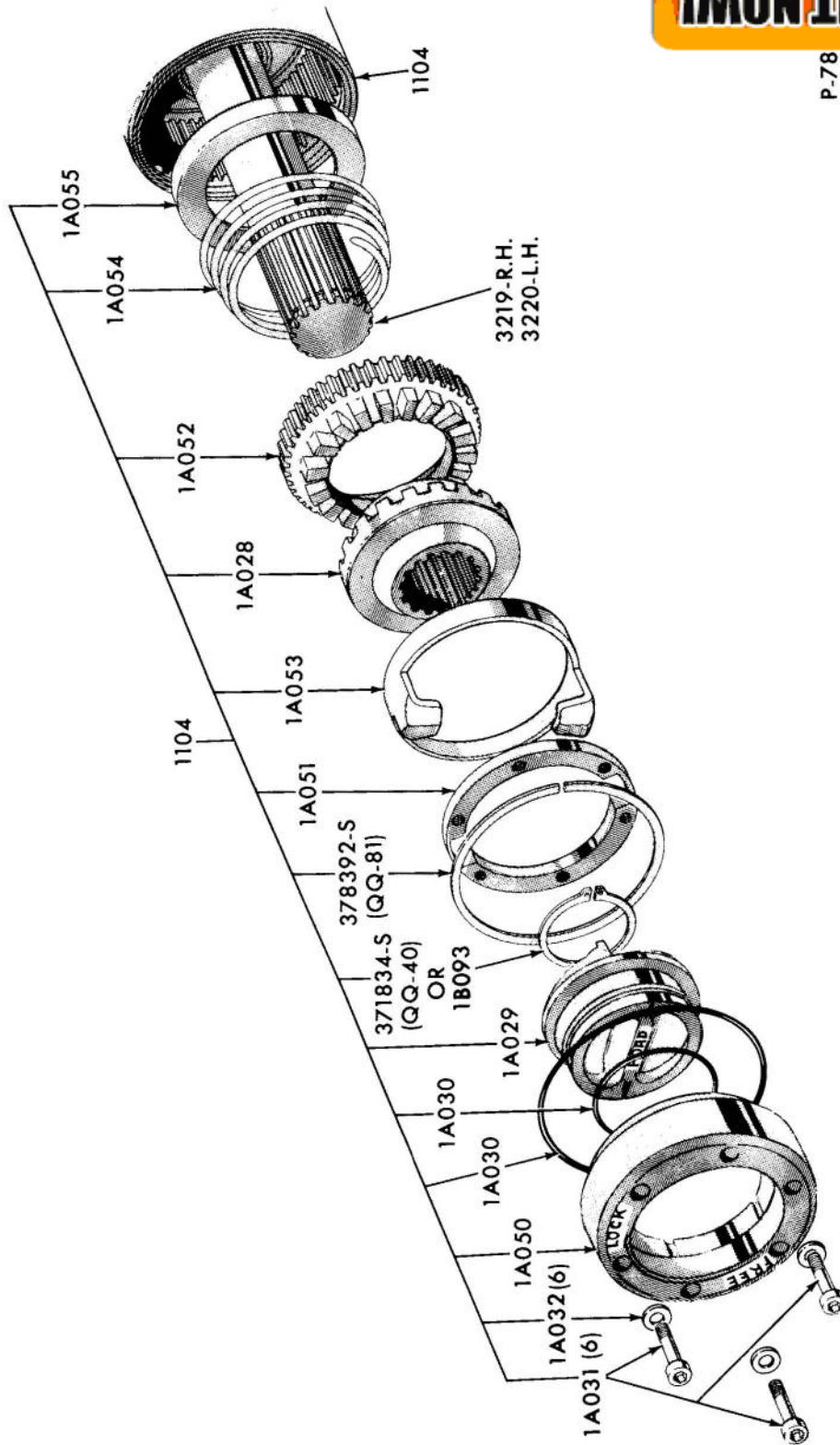
VISA  
MasterCard  
Discover  
American Express  
PayPal

**Click Here To Order**

**BUY IT NOW!**

100% SATISFACTION GUARANTEED

P-78



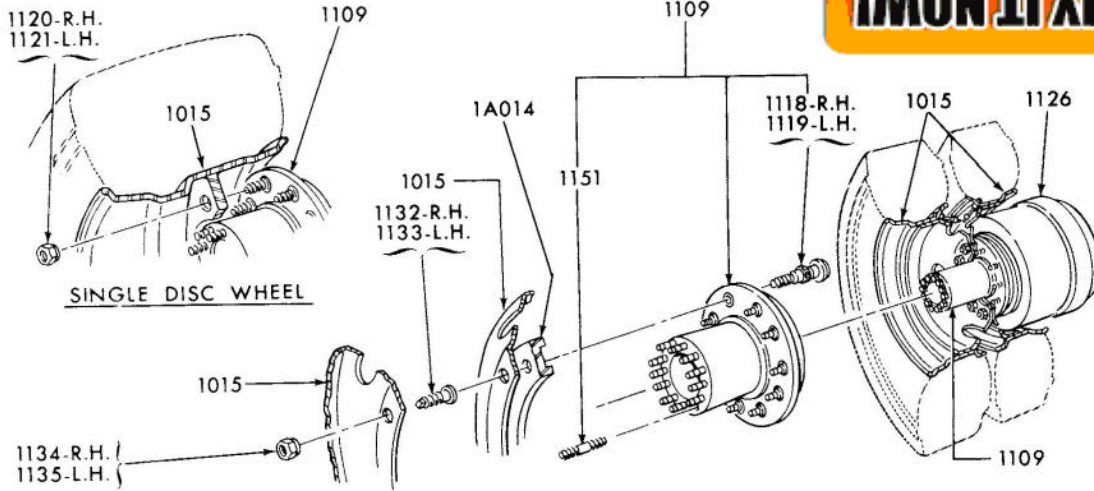
FRONT WHEEL DRIVE HUB LOCK - DANA (SPICER)  
1973/77 F100/250--4/W/D and 3M, 3.3M FRONT AXLES

VISA MASTERCARD DISCOVER AMERICAN EXPRESS

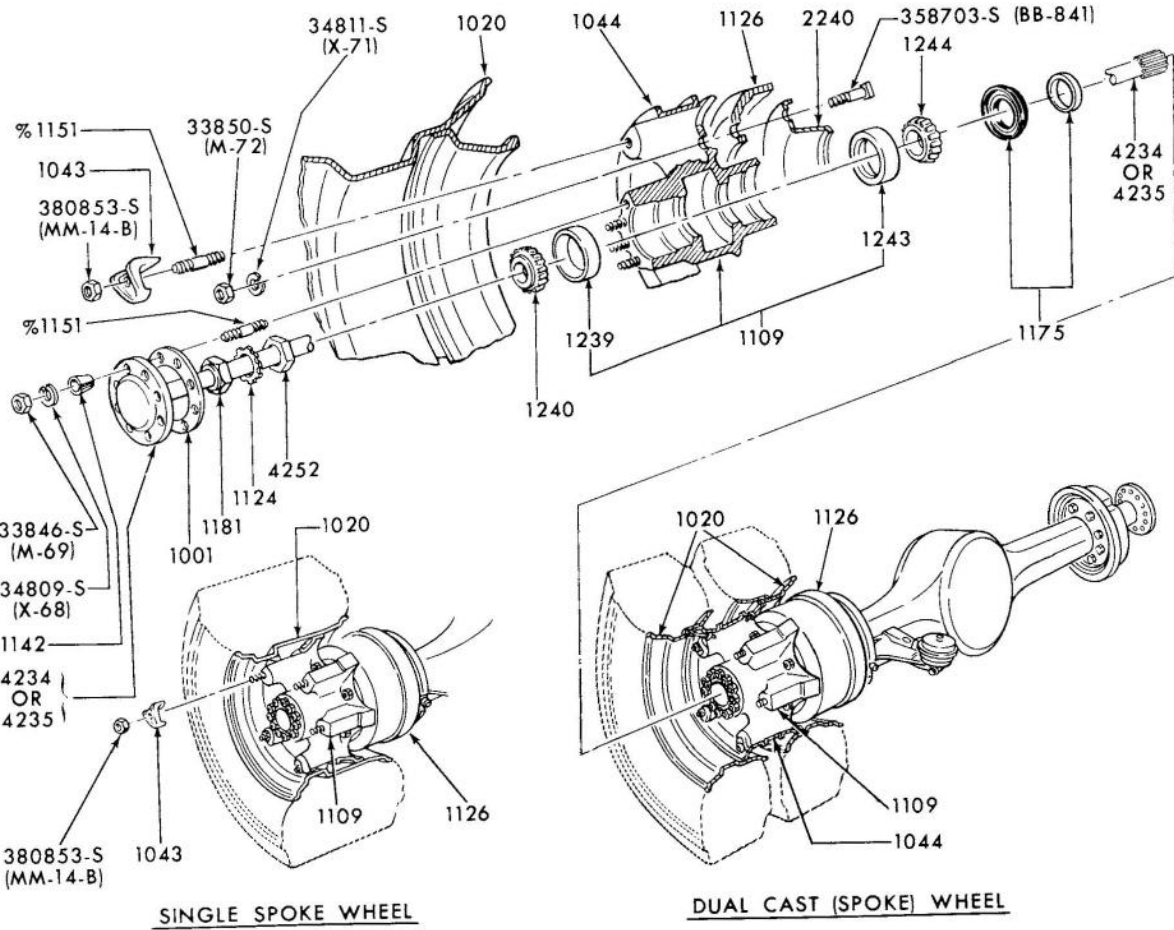
Click Here To Order

**BUY IT NOW!**

100% GUARANTEED SATISFACTION



DUAL STAMPED (DISC) WHEEL (OTHERWISE SAME AS SPOKE TYPE)



SINGLE SPOKE WHEEL

DUAL CAST (SPOKE) WHEEL

% ALSO SERVICED IN ASSY. - GROUP 1109

P-8750

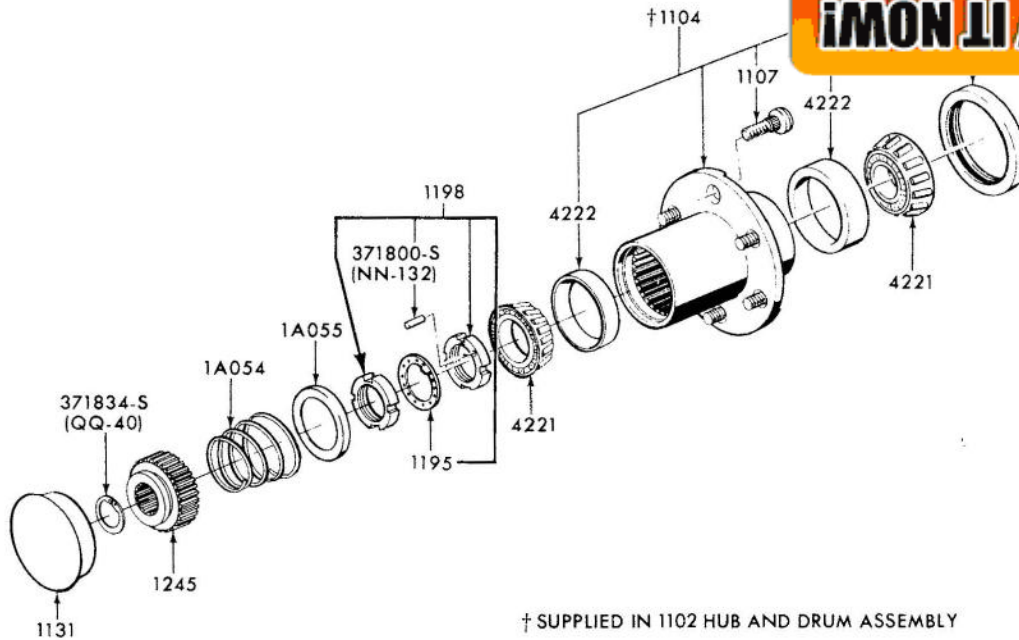
REAR WHEEL HUBS, BEARINGS and RELATED PARTS  
1973/77 B-F500 and 1973/76 M450/500

**1973/79  
TRUCK SERIES 100/500**



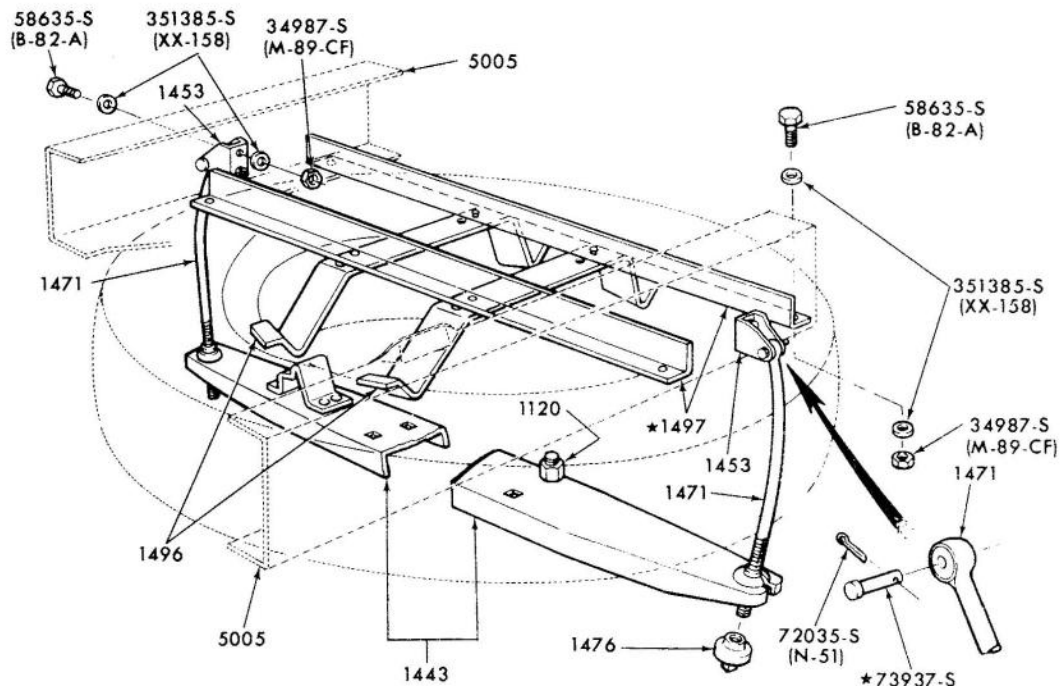
**Click Here To Order**

**BUY IT NOW!**



P-8903

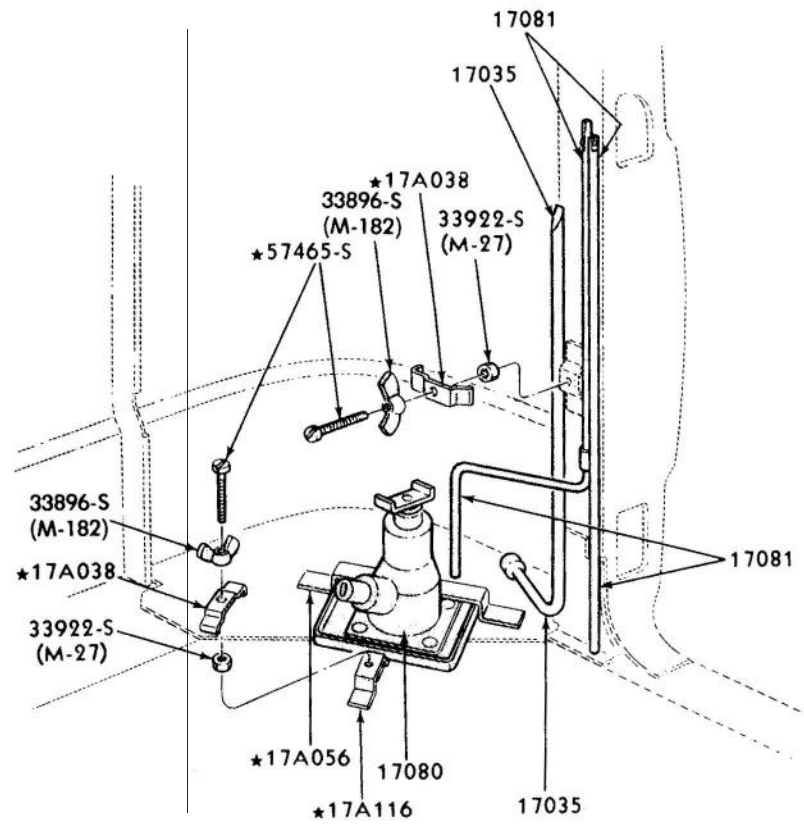
**FRONT WHEEL DRIVE (NON-LOCKING HUB)-TYPICAL  
1973/75 F100/150--4/W/D and 3M FRONT AXLE**



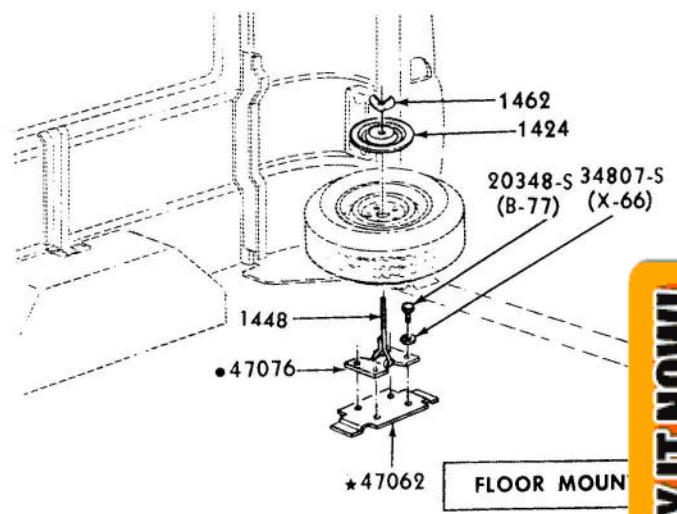
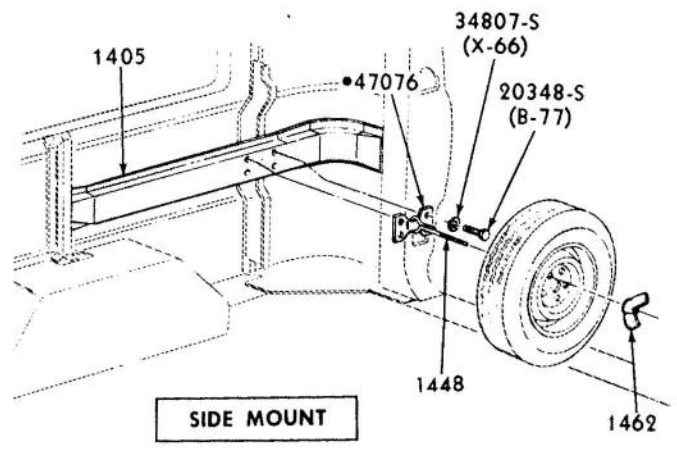
P-9922

**SPARE WHEEL CARRIER (FRAME-MOUNTED)  
1973/77 B-F500**

SPARE WHEEL and JACK STORAGE  
1973/74 E100/300



• REFER TO BODY SECTION



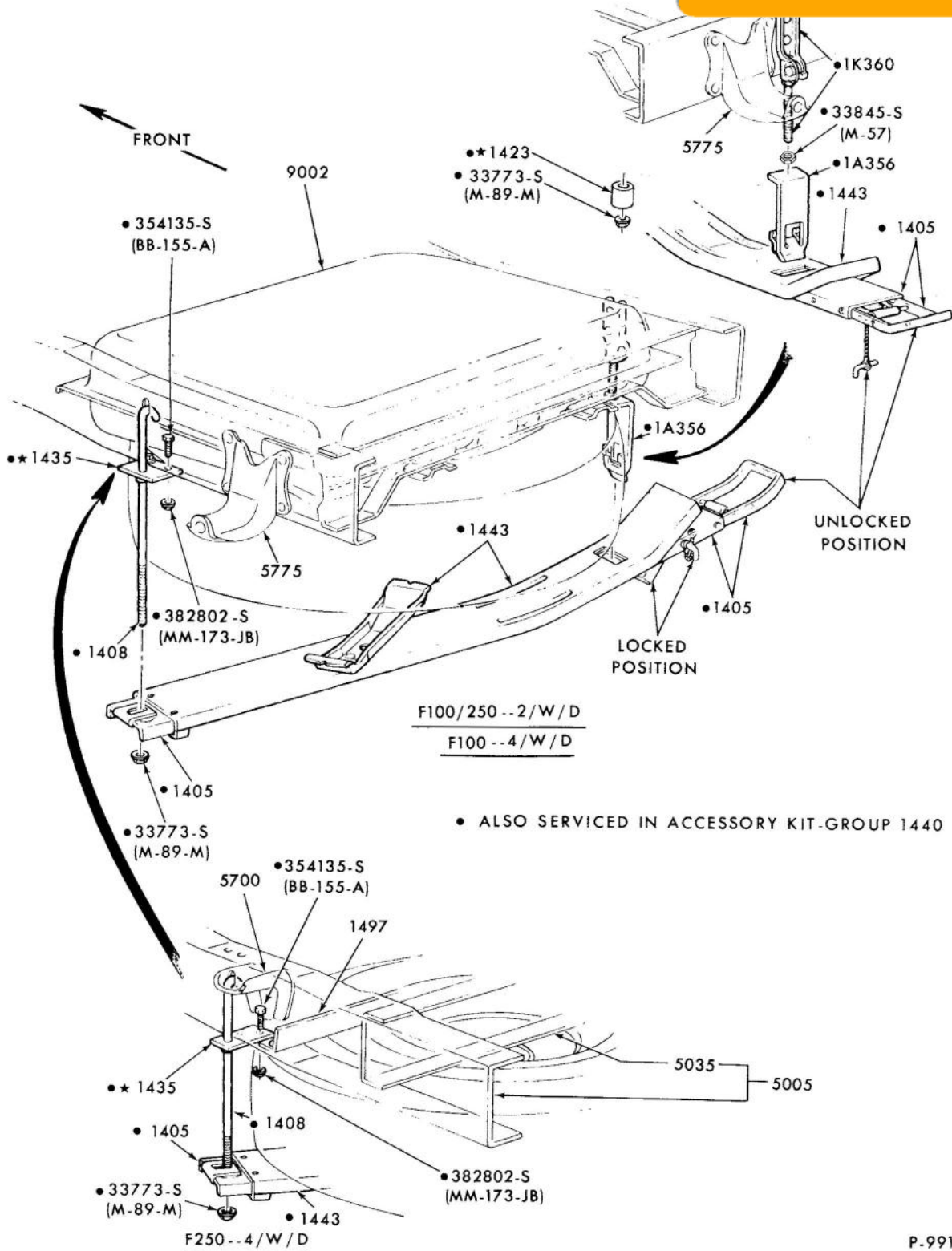
**BUY IT NOW!**  
Click Here To Order

100% GUARANTEE  
ELECTRONIC PURCHASE

VISA  
MasterCard  
Discover  
American Express  
PayPal

1973/79  
TRUCK SERIES 100/500

VISA    MASTERCARD    DISCOVER    AMERICAN EXPRESS    PAYCO    **Click Here To Order**  
**BUY IT NOW!**    100% SATISFACTION GUARANTEED



P-9914

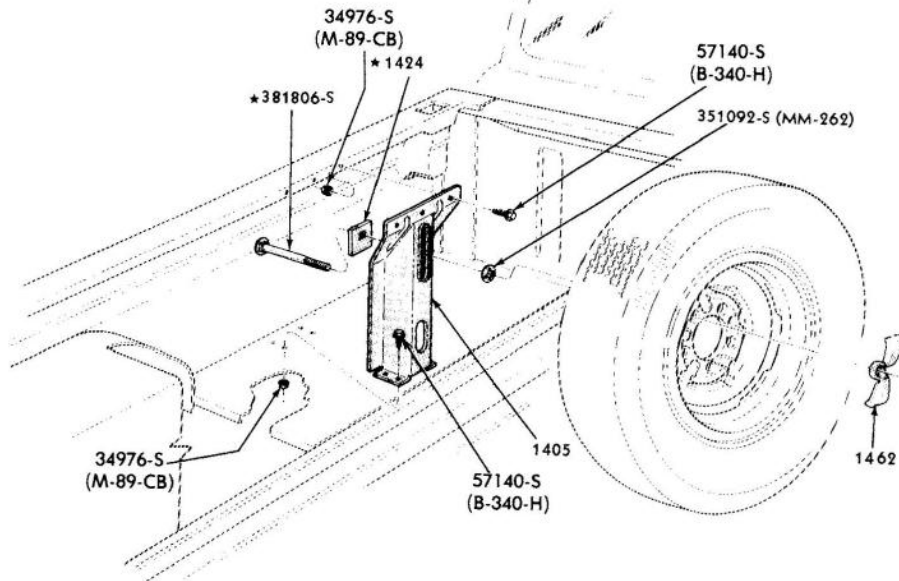
SPARE WHEEL CARRIER (FRAME MOUNTED-SLIDE OUT)  
1973/ F100/250 and F350 SUPERCAB

1973/79  
TRUCK SERIES 100/500

Click Here To Order

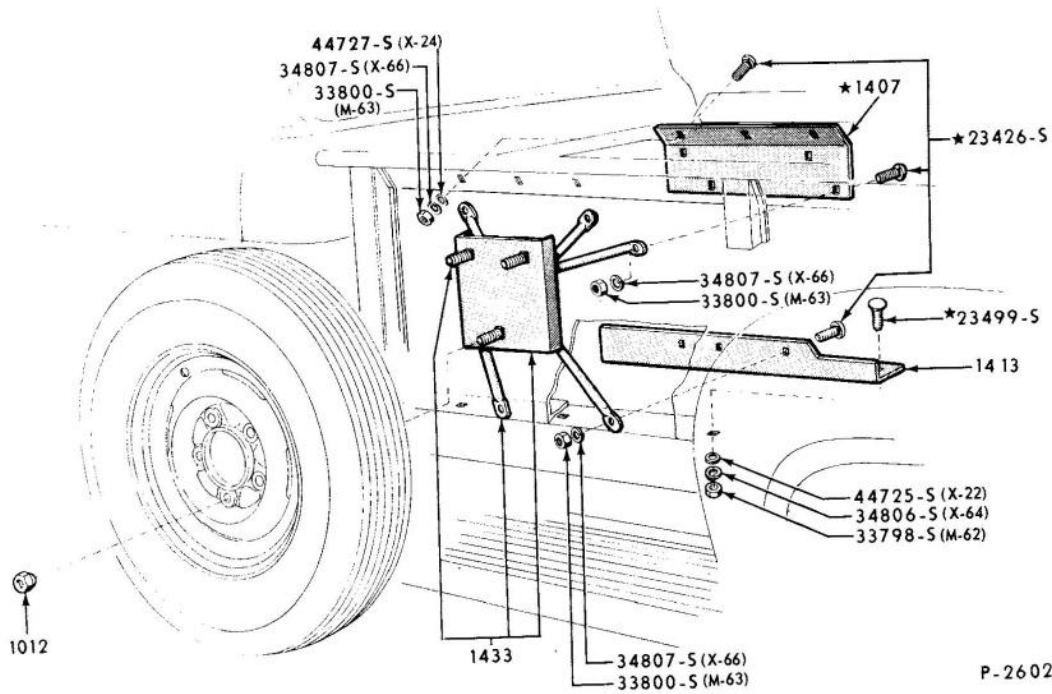
**BUY IT NOW!**

100% GUARANTEED



P-5740

SPARE WHEEL CARRIER (SIDE MOUNTED)  
1973 / F100/350--w/STYLE SIDE PICKUP BOX EXC. 140" W/B



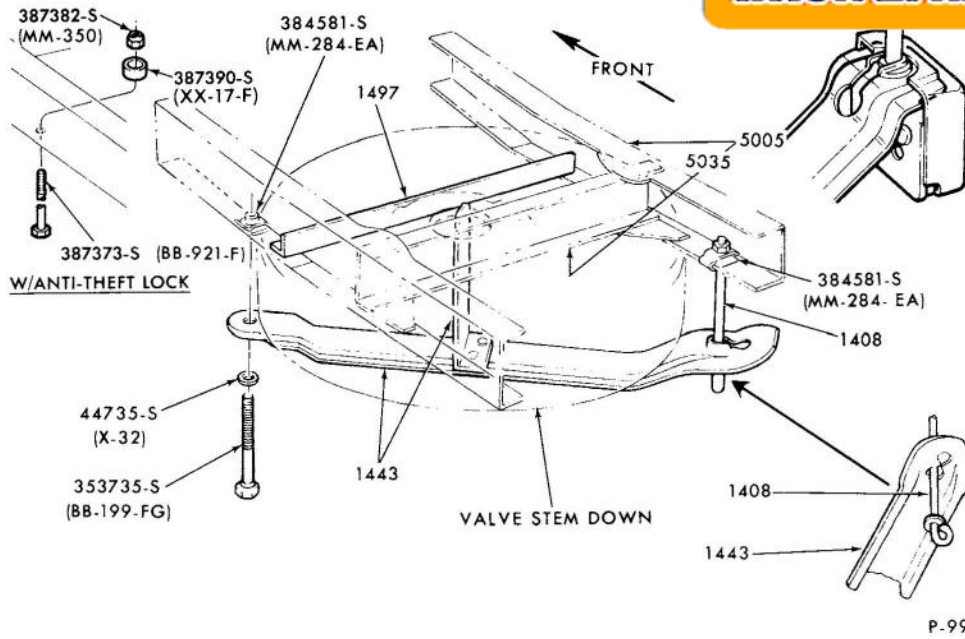
P-2602

SPARE WHEEL CARRIER (SIDE MOUNTED)  
1973 / F100/250--w/FLARE SIDE PICKUP BOX

1973/79  
TRUCK SERIES 100/500

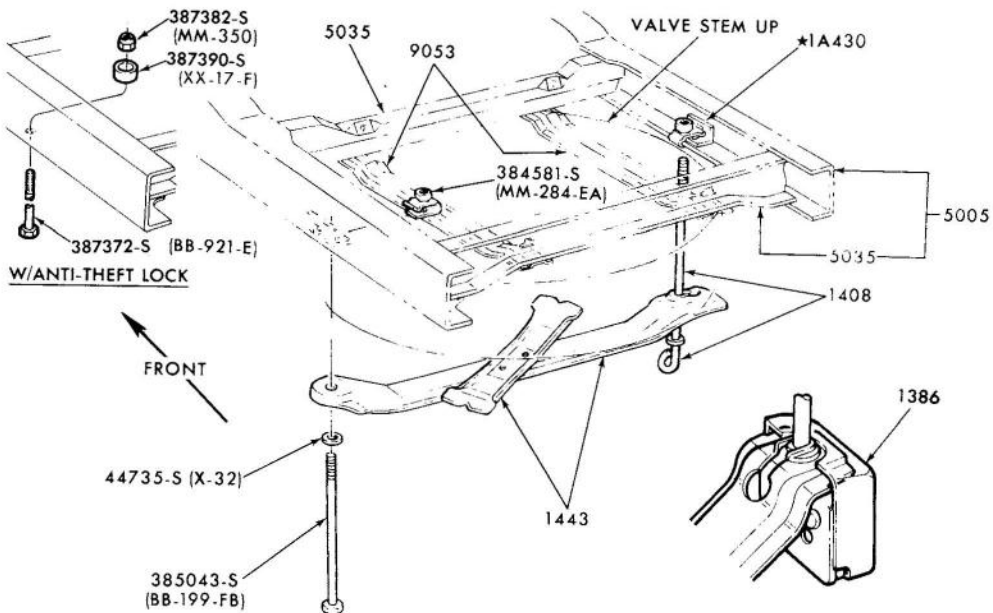


Click Here To Order  
**BUY IT NOW!**  
100% SATISFACTION GUARANTEED



P-9912

SPARE WHEEL CARRIER (FRAME MOUNTED)  
1973/ F250--4/W/D and F350--EXC. 140" W/B



P-9911

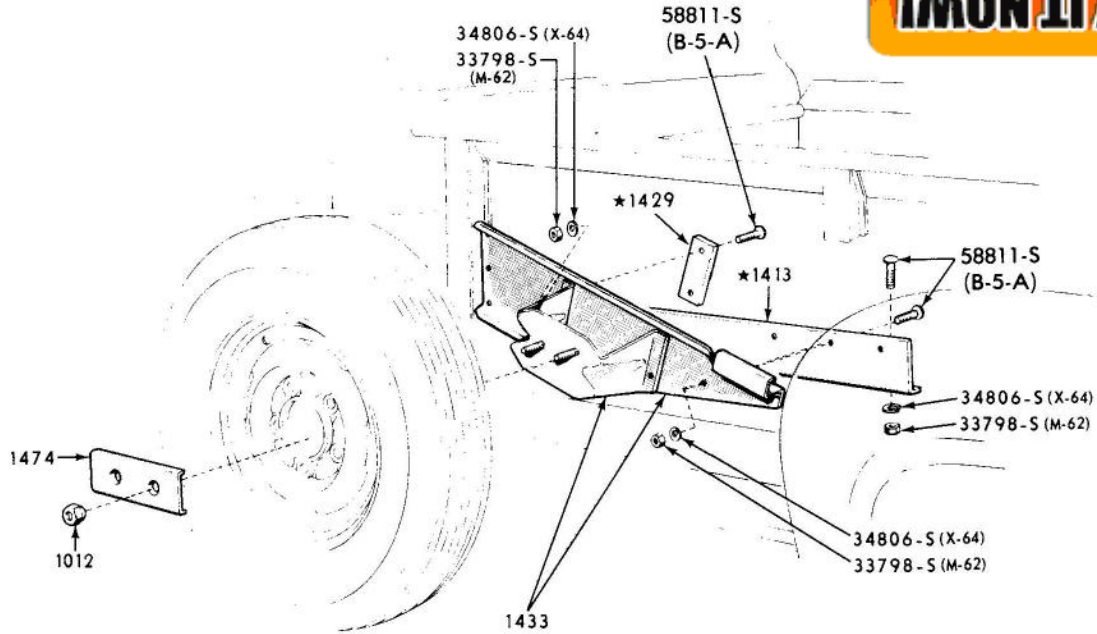
SPARE WHEEL CARRIER (FRAME MOUNTED)  
1973/ F100/150--2/W/D and 4/W/D and F250--2/W/D

# 1973/79 TRUCK SERIES 100/500

**Click Here To Order**

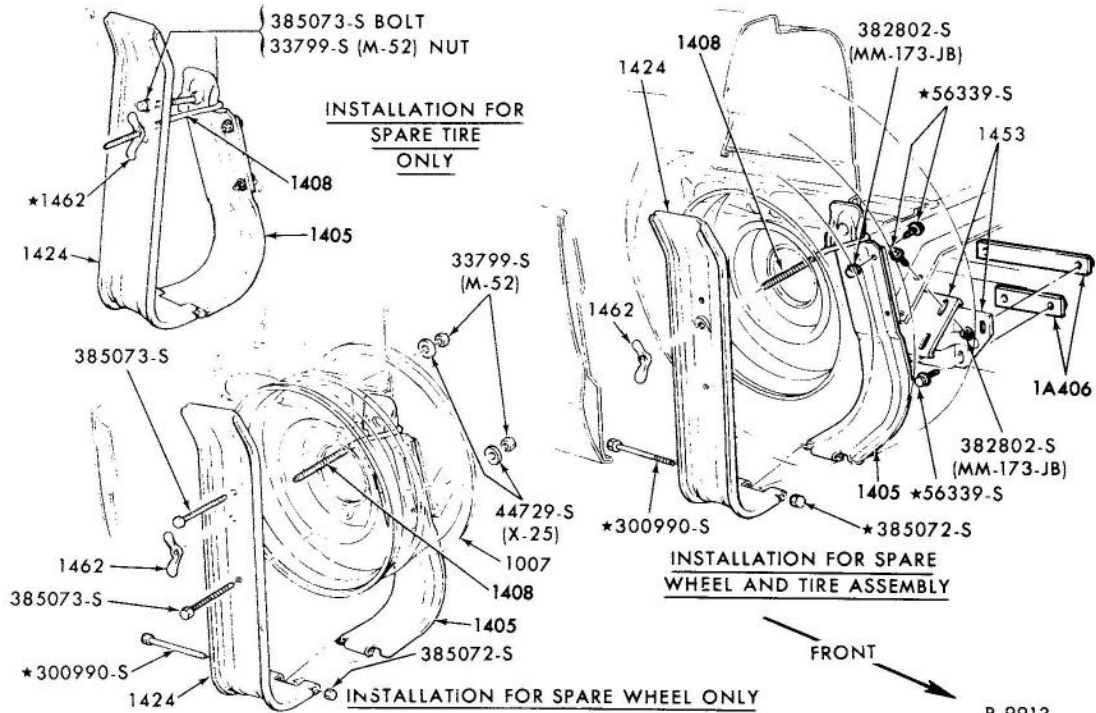
**BUY IT NOW!**

100% SATISFACTION GUARANTEED



P-2603

SPARE WHEEL CARRIER (SIDE MOUNTED)  
1973/ F350--w/FLARE SIDE PICKUP BOX



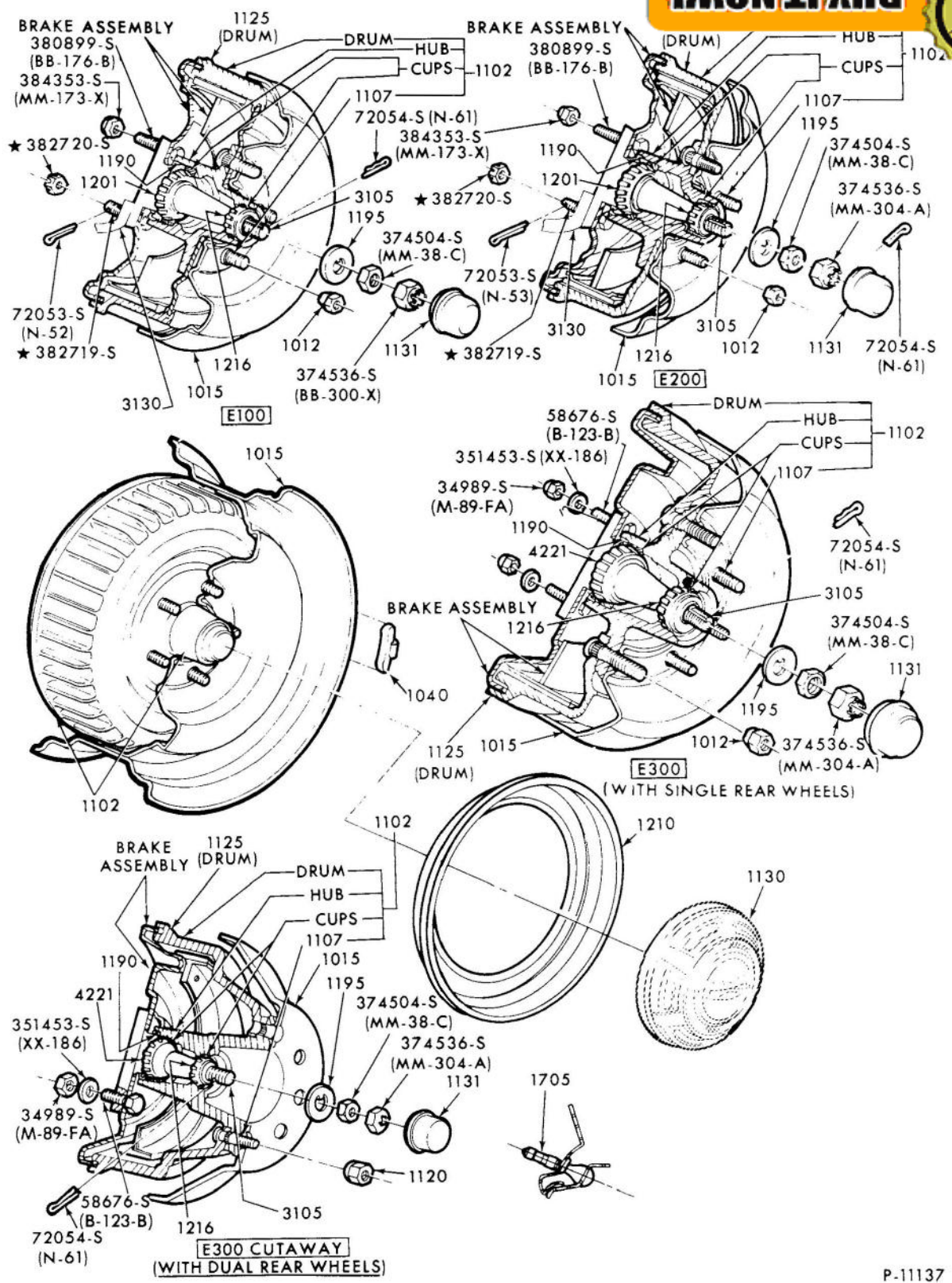
P-9913

SPARE WHEEL CARRIER (SIDE MOUNTED)  
1973/ F250 and F350--w/STYLE SIDE PICKUP BOX and 140" W/B

**1973/79  
TRUCK SERIES 100/500**



**Click Here To Order**  
**BUY IT NOW!**  
100% SATISFACTION GUARANTEED



**FRONT WHEEL HUB, BEARINGS and RELATED PARTS  
1973/ E100/350**

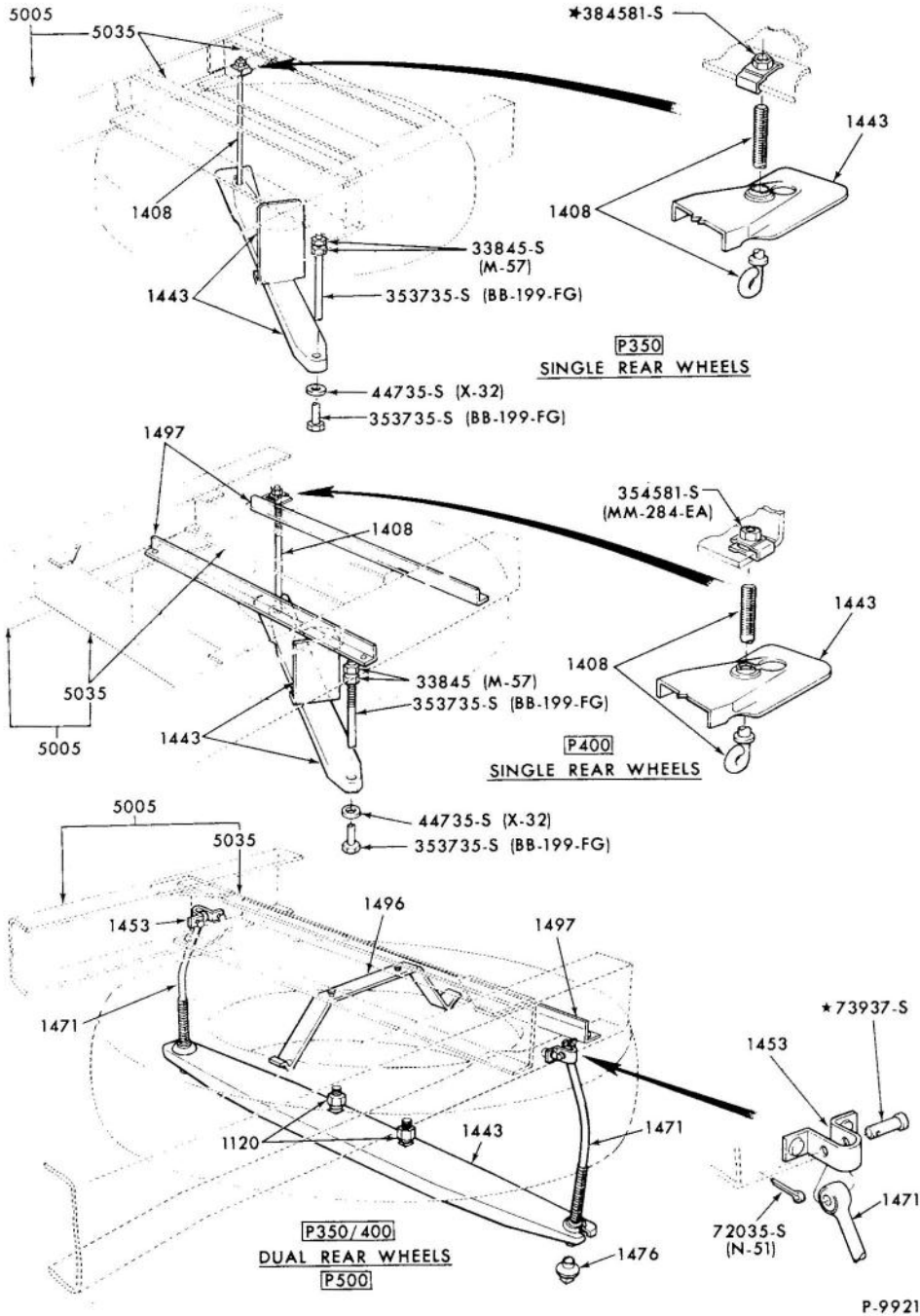
P-11137

1973/79  
TRUCK SERIES 100/500

Click Here To Order

**BUY IT NOW!**

100% GUARANTEED

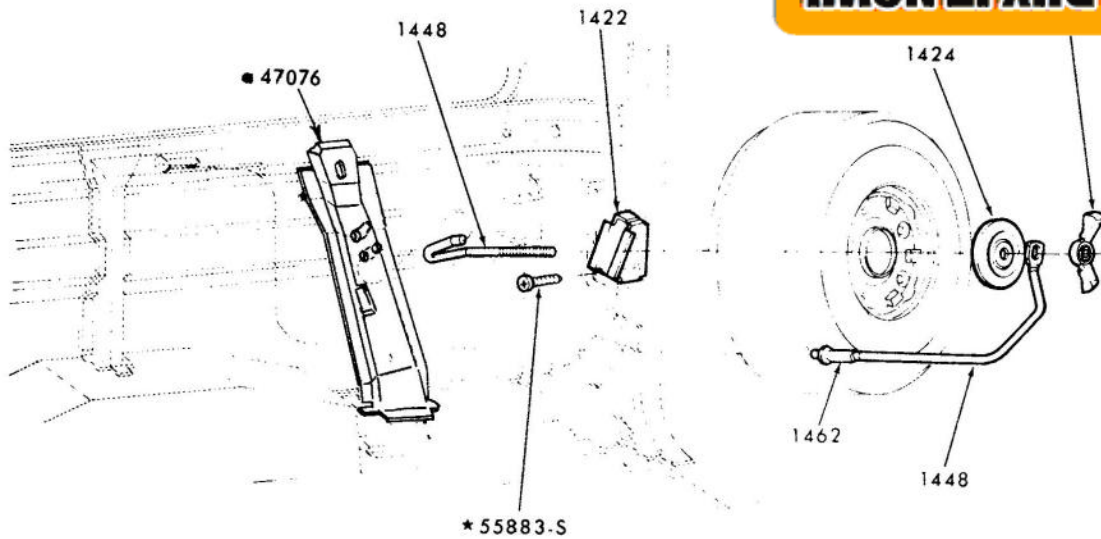


SPARE WHEEL CARRIER (FRAME MOUNTED)  
1973/77 P350/500

**1973/79  
TRUCK SERIES 100/500**



**Click Here To Order**  
**BUY IT NOW!**  
100% SATISFACTION GUARANTEED

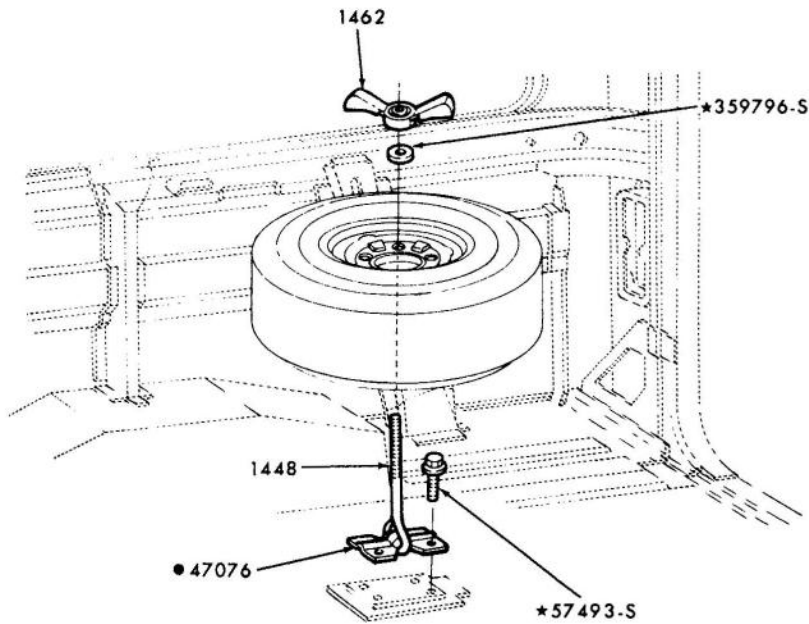


• REFER TO GROUP IN BODY SECTION

SIDE MOUNTED

P-12142

**SPARE WHEEL STOWAGE**  
1975/ E100/350--SIDE MOUNT (EXC. SUPER VAN/WAGON)



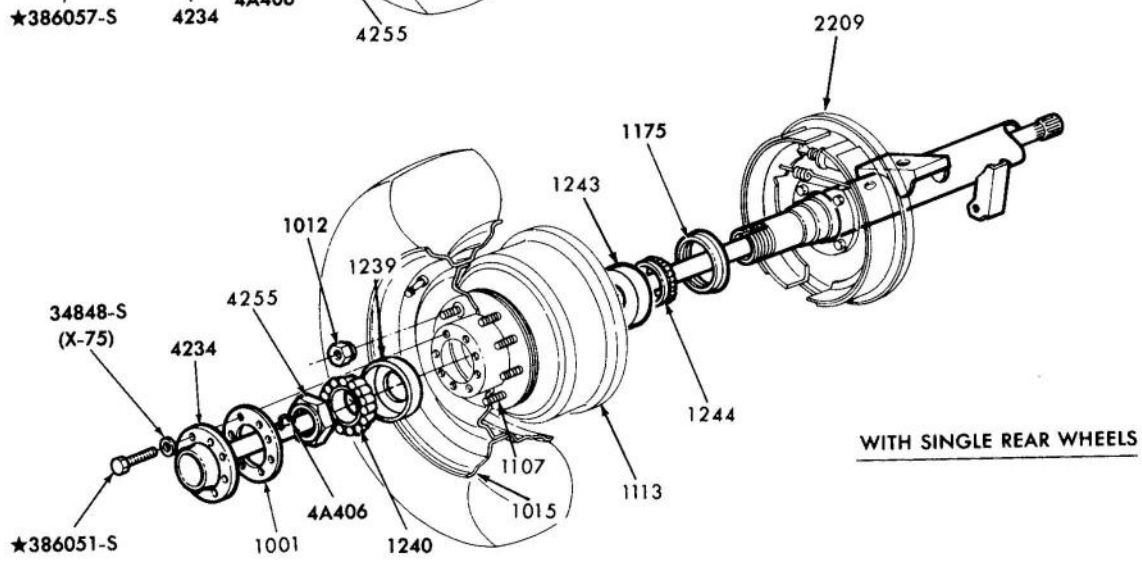
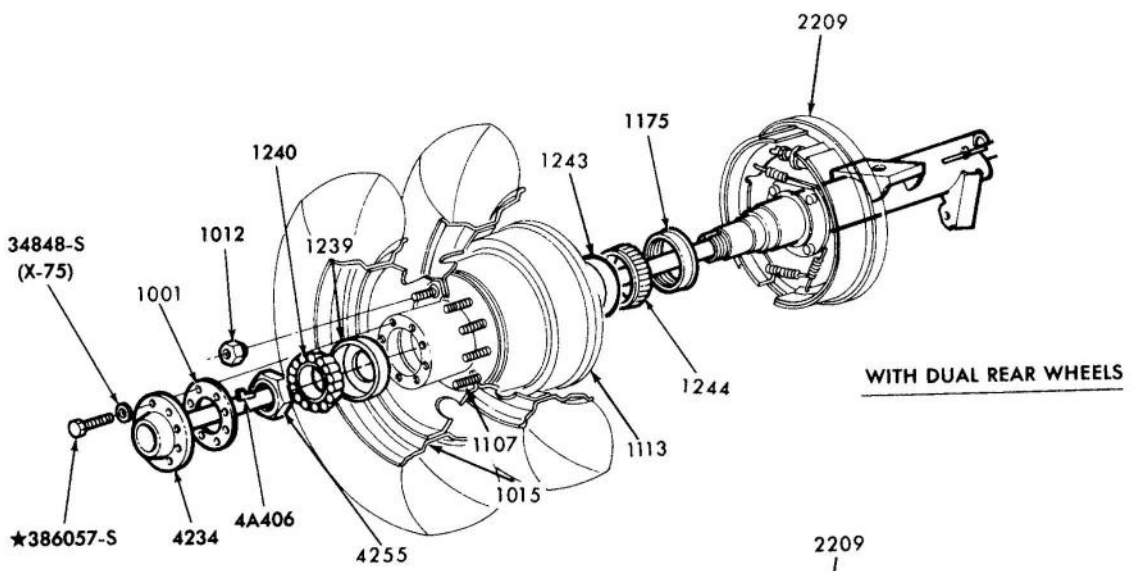
FLOOR MOUNTED

• REFER TO GROUP IN BODY SECTION

P-12143

**SPARE WHEEL STOWAGE**  
1975/ E100/350--FLOOR MOUNT

**1973/79  
TRUCK SERIES 100/500**



REAR WHEEL HUB, BEARINGS and RELATED PARTS  
1975/ E100/350

P-1:

**BUY IT NOW!**  
Click Here To Order

100% GUARANTEE  
ELECTRON

PayPal  
MasterCard  
Discover  
VISA

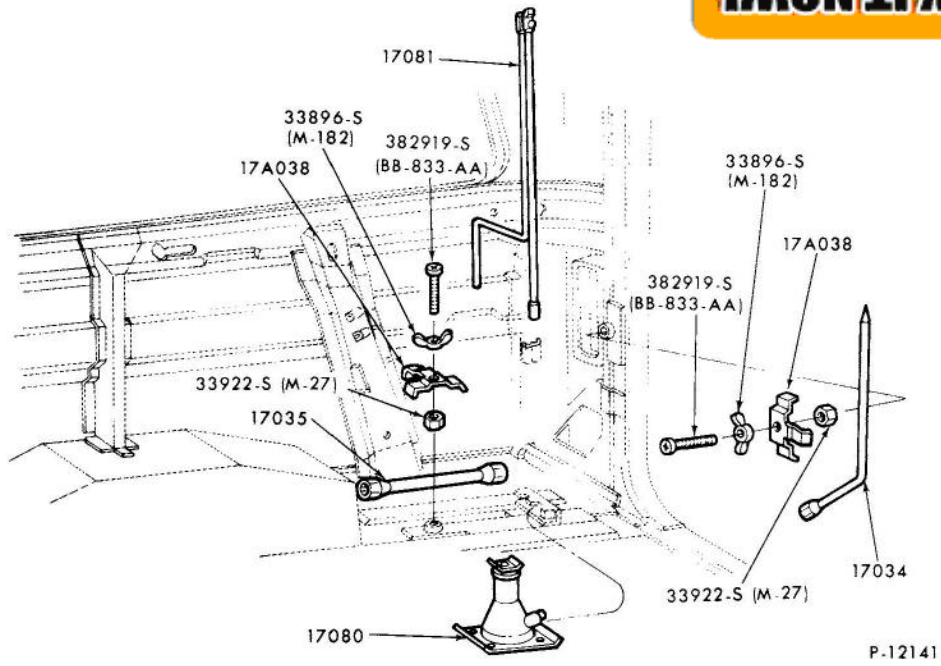
**1973/79  
TRUCK SERIES 100/500**

VISA    MASTERCARD    DISCOVER    AMERICAN EXPRESS    PAYPAL

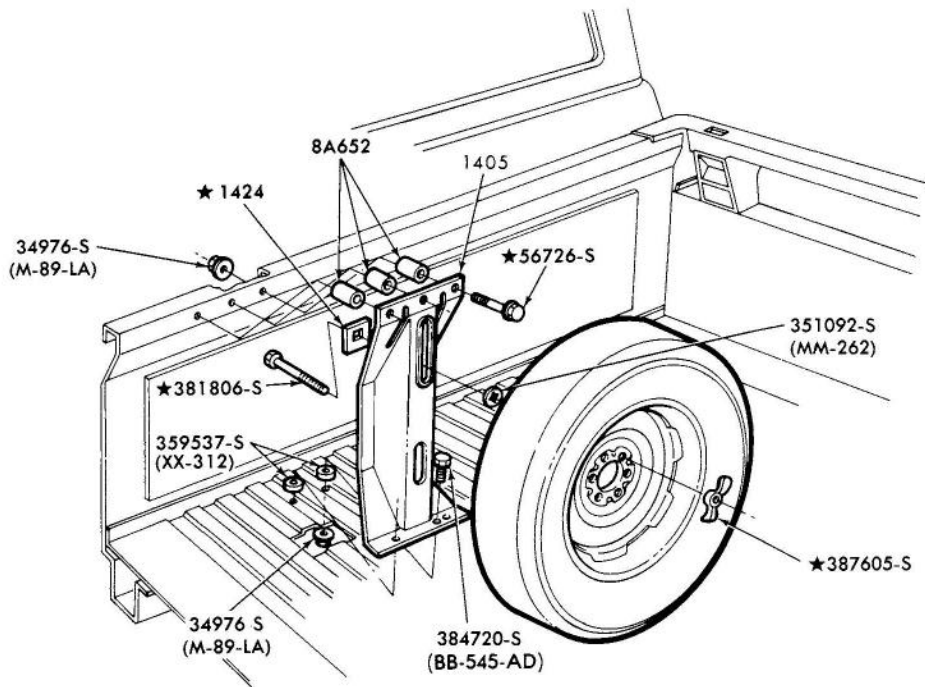
**Click Here To Order**

**BUY IT NOW!**

100% GUARANTEED



**JACK STOWAGE  
1975/ E100/350**



**SPARE WHEEL CARRIER  
1973/ F250 (CREW CAB)**

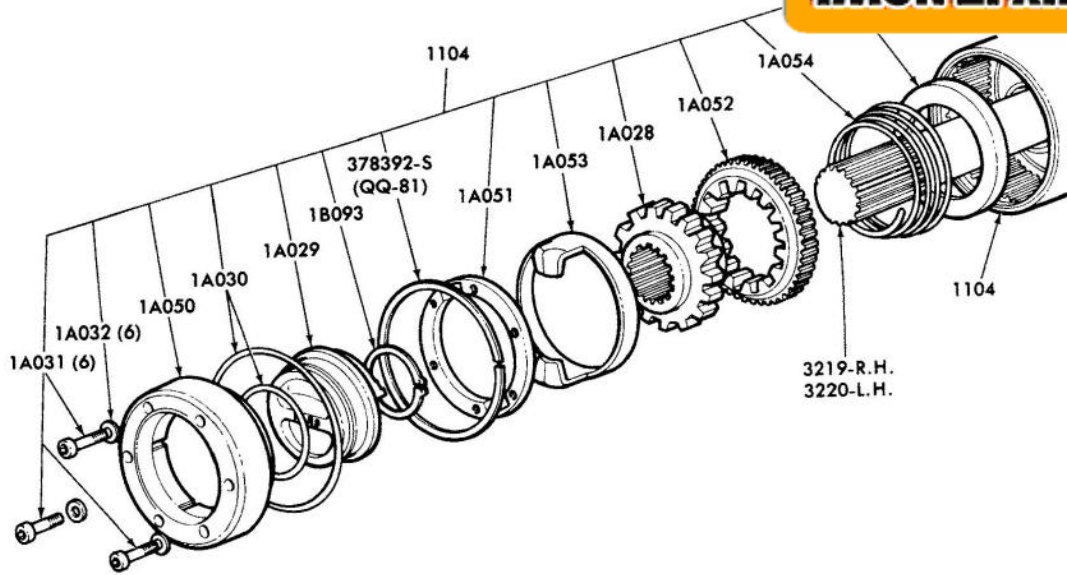


1973/79  
TRUCK SERIES 100/500

Click Here To Order

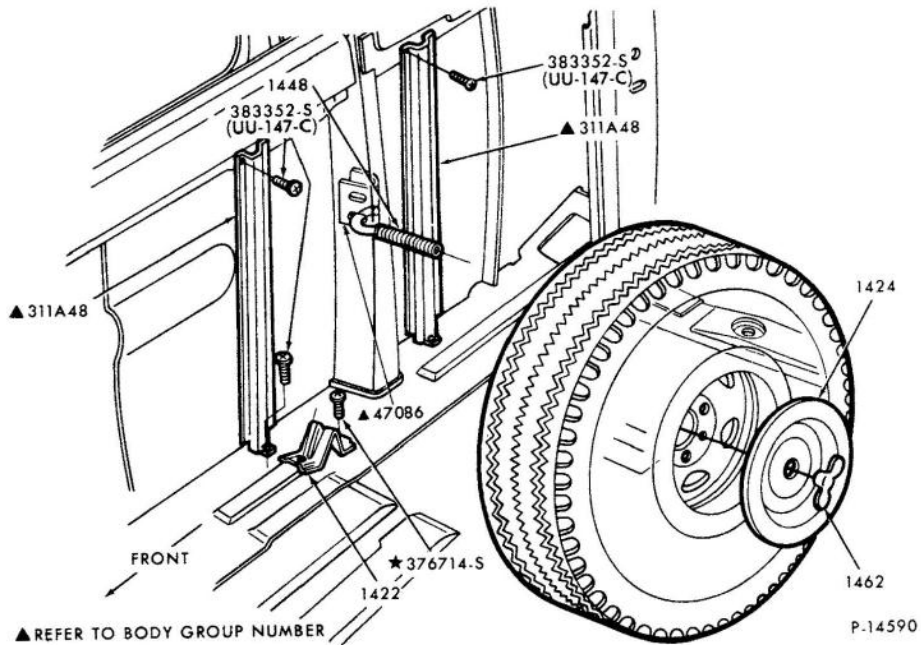
**BUY IT NOW!**

100% SATISFACTION GUARANTEED



P-14458

FRONT WHEEL DRIVE HUB LOCK (D8TZ-1104-F KIT) - DANA (SPICER)  
1978/ F150/350--4/W/D



P-14590

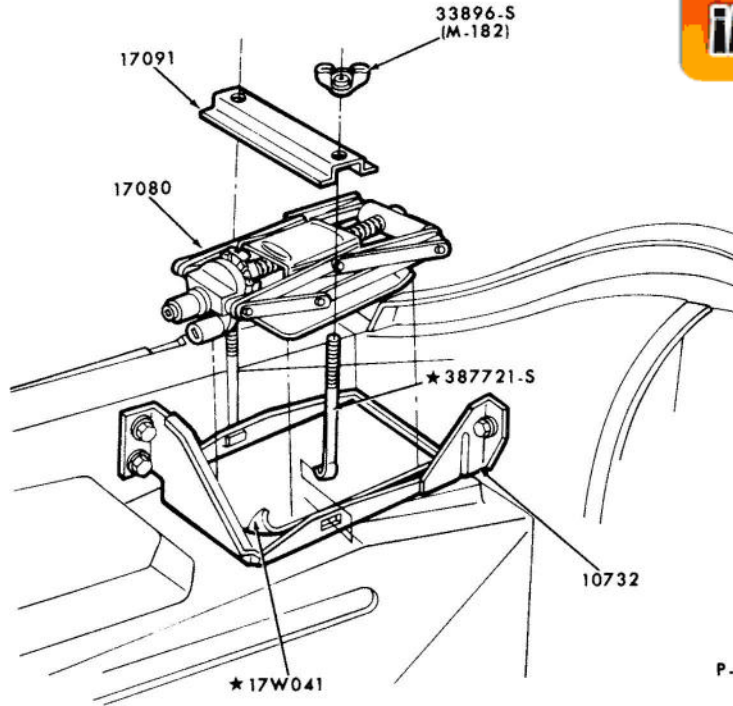
SPARE WHEEL STOWAGE  
1978/ E150/350--SIDE MOUNT (SUPER VAN/WAGON)

1973/79  
TRUCK SERIES 100/500

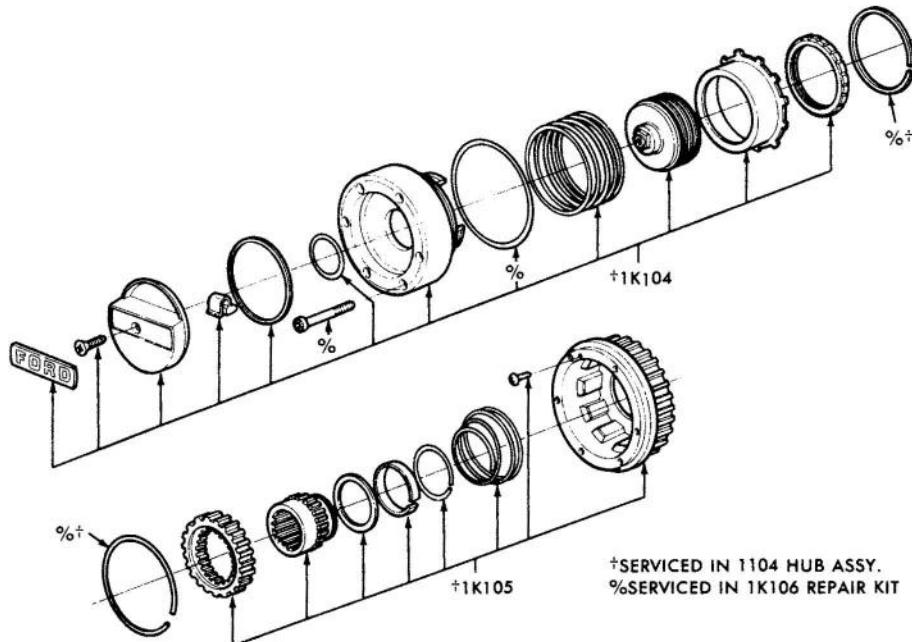
Click Here To Order

**BUY IT NOW!**

100% SATISFACTION GUARANTEED



JACK STOWAGE and RELATED PARTS  
1978/ F100/350

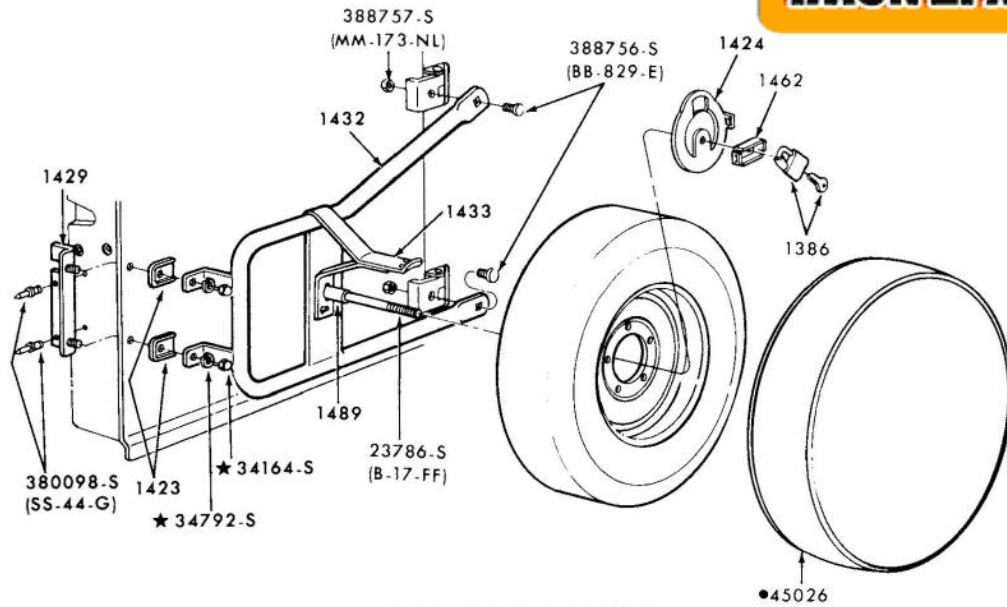


FRONT WHEEL DRIVE HUB LOCK (D9TZ 1104-A) - WARN  
1979 F150/350

**1973/79  
TRUCK SERIES 100/500**



**Click Here To Order**  
**BUY IT NOW!**  
100% SATISFACTION GUARANTEED



● REFER TO SOFT TRIM SECTION

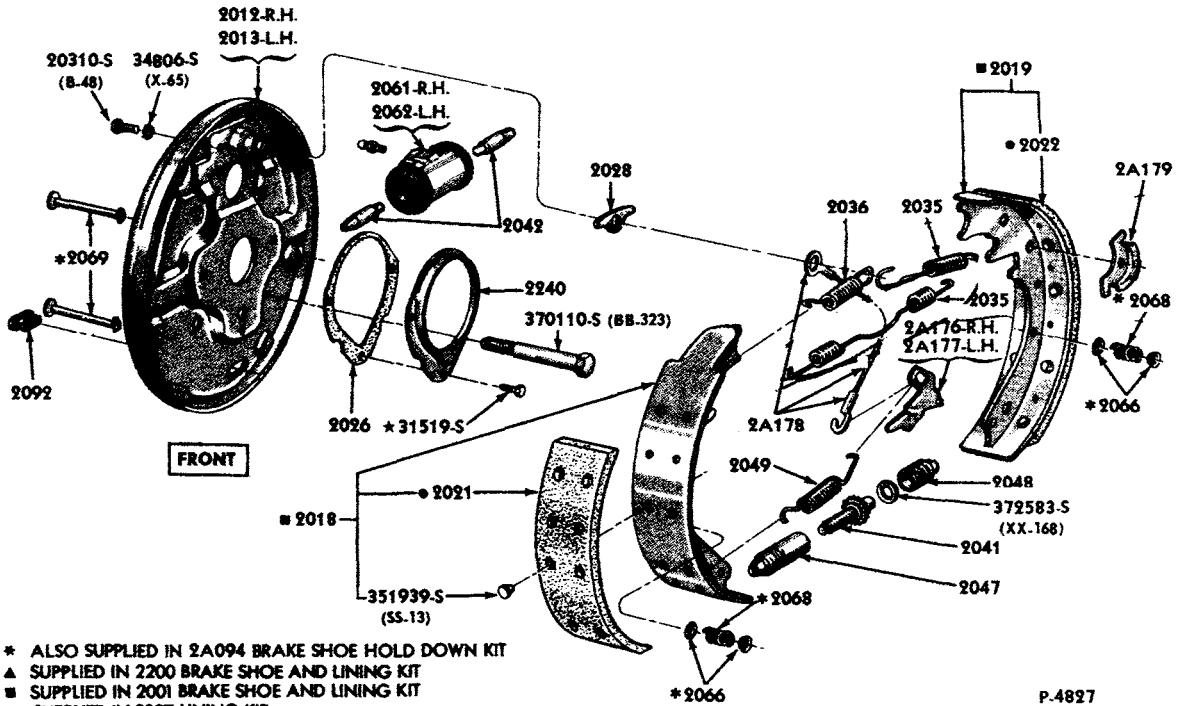
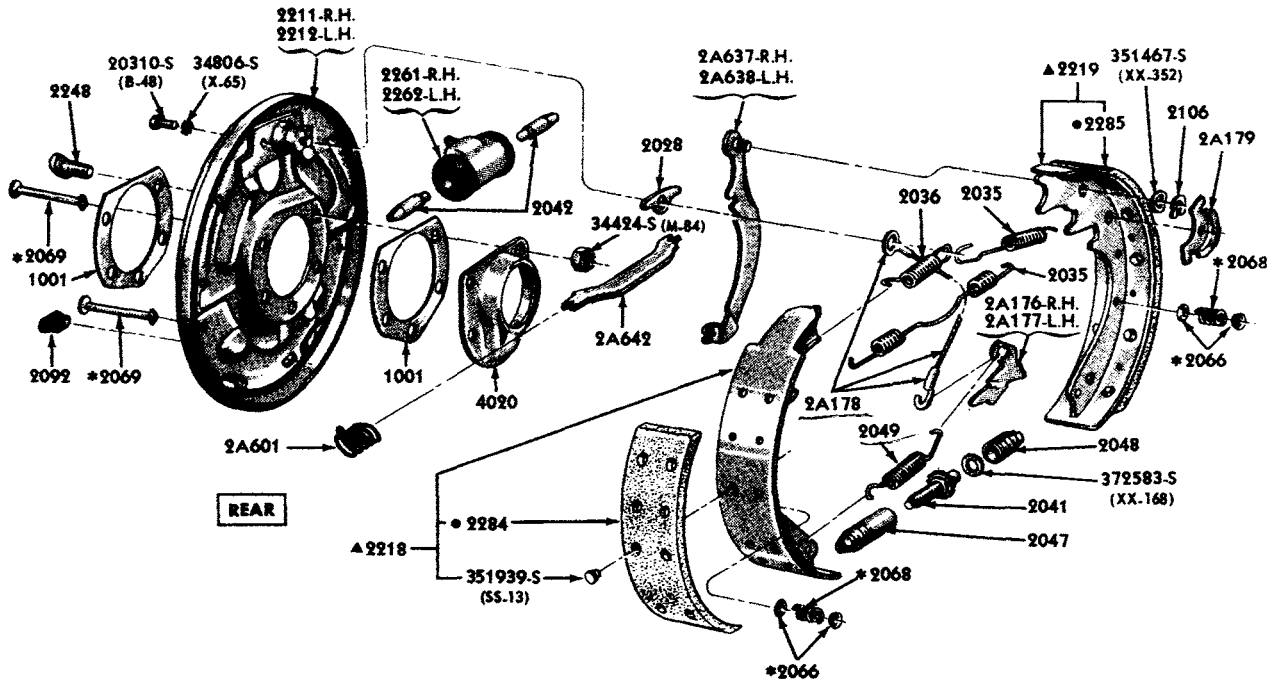
P-15038

**SWING AWAY - SPARE WHEEL  
1979 E100/350**

# 1973/79 TRUCK SERIES 100/500

ILLUSTRATION  
SECTION 21

1



- \* ALSO SUPPLIED IN 2A094 BRAKE SHOE HOLD DOWN KIT
- ▲ SUPPLIED IN 2200 BRAKE SHOE AND LINING KIT
- SUPPLIED IN 2001 BRAKE SHOE AND LINING KIT
- SUPPLIED IN 2007 LINING KIT

P-4827

FRONT and REAR BRAKES (SELF ADJUSTING)-TYPICAL

73/ F100/200 and F100-2/W/D

COPYRIGHT © 1979 FORD MOTOR DEARBORN MICHIGAN  
COMPANY

NEW ISSUE

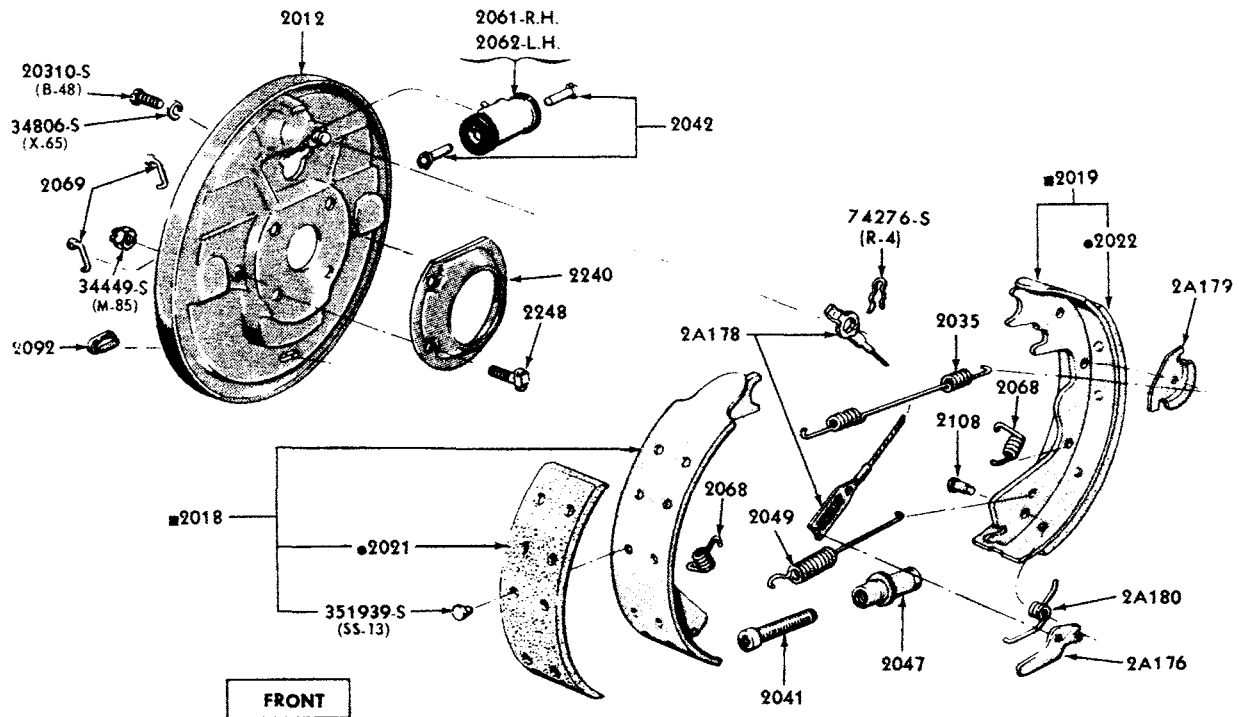
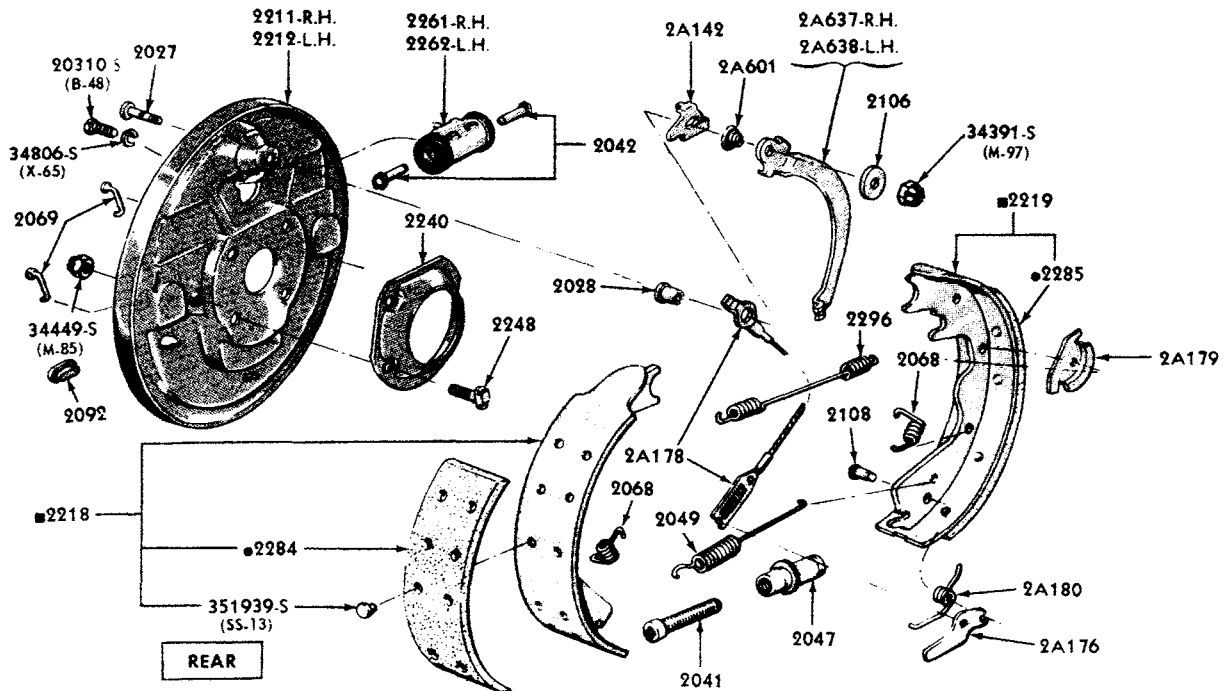


**BUY IT NOW!**

Click Here To Order



# 1973/79 TRUCK SERIES 100/500



- SUPPLIED IN 2001 BRAKE SHOE AND LINING KIT
- SUPPLIED IN 2007 LINING KIT

P-5346

BRAKES (12" x 2 1/2", 12 1/8" x 2" and 12" x 3"-BX)  
E200, F250--2/W/D and F-P350/400



## BUY IT NOW!

Click Here To Order

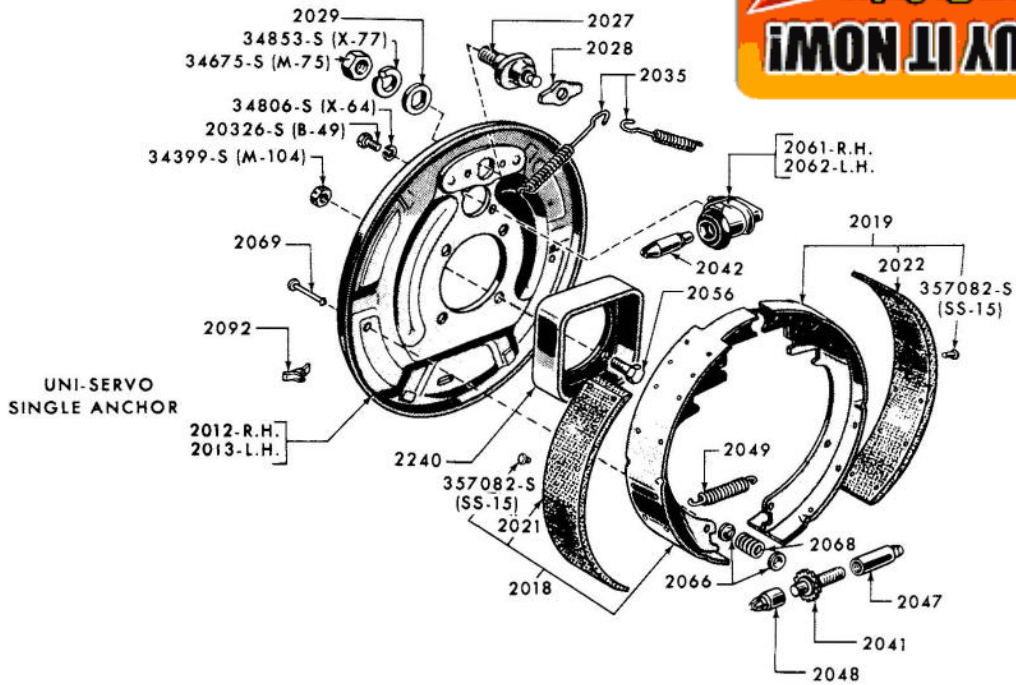


**1973/79  
TRUCK SERIES 100/500**

**Click Here To Order**

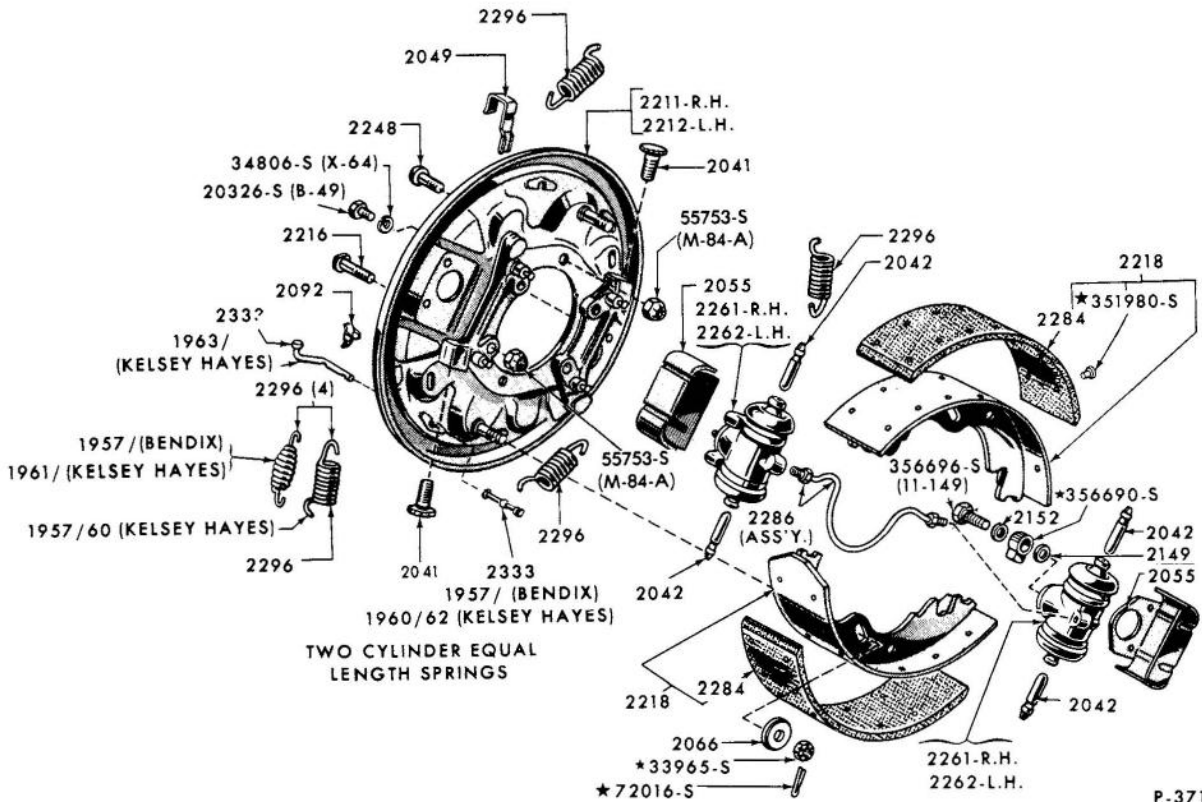
**BUY IT NOW!**

100% GUARANTEED SATISFACTION



P-3718

**FRONT BRAKE-TYPICAL  
1973/77 P500**

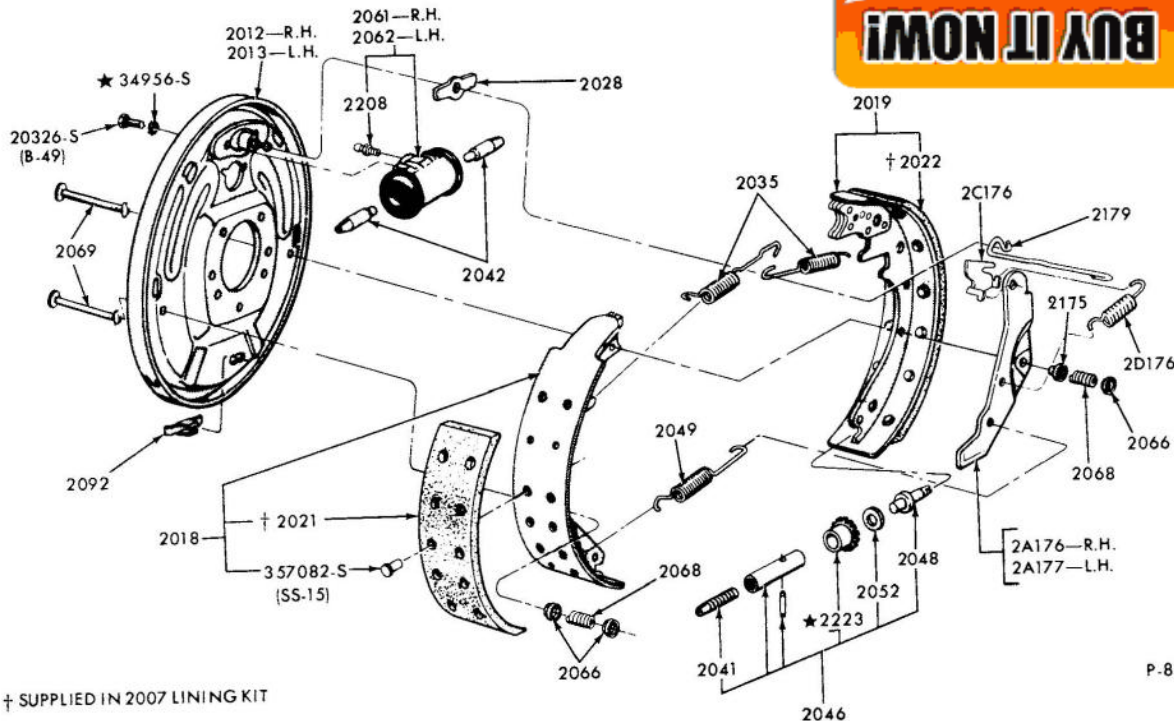


P-3719

**REAR BRAKE-TYPICAL  
1973/77 P500**

ILLUSTRATION SECTION 21

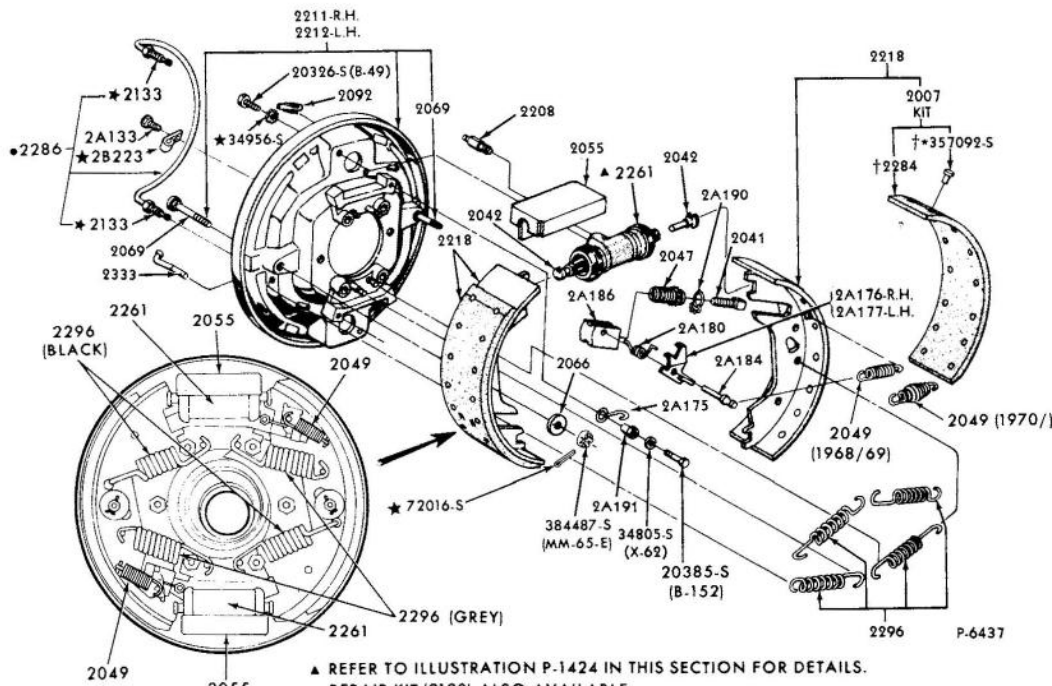
1973/79 TRUCK SERIES 100/500



P-8314

† SUPPLIED IN 2007 LINING KIT

KELSEY HAYES FRONT BRAKES (14" x 2 1/2"-SINGLE ANCHOR SELF ADJUSTING-HYDRAULIC) 1973/77 B-F500 and 1973/76 M450/500

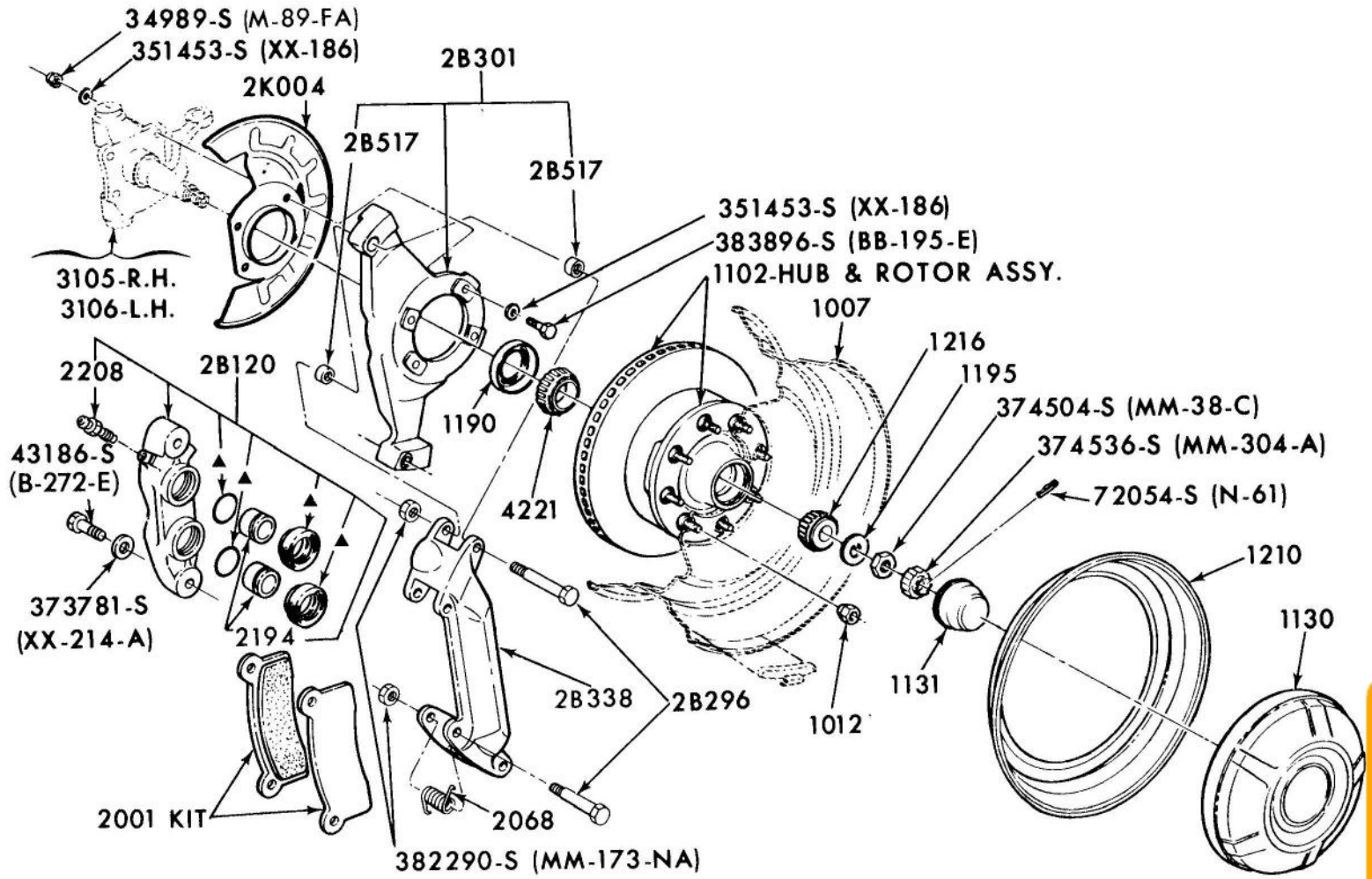


P-6437

▲ REFER TO ILLUSTRATION P-1424 IN THIS SECTION FOR DETAILS.  
 REPAIR KIT (2128) ALSO AVAILABLE.  
 ● NOT REQUIRED WITH SPLIT HYDRAULIC BRAKE SYSTEM  
 † SUPPLIED IN 2007 LINING KIT ONLY

KELSEY HAYES REAR BRAKE (15" x 4" and 15" x 15" x 5"-SELF ADJUSTING-HYDRAULIC) 1973/77 B-F500 and 1973/76 M450/500

FRONT DISC BRAKE and RELATED PARTS  
1973/75 F250/350--DUAL PISTON



▲ ALSO SERVICED IN CALIPER REPAIR KIT - GROUP 2120

P-103

1973/79  
TRUCK SERIES 100/500

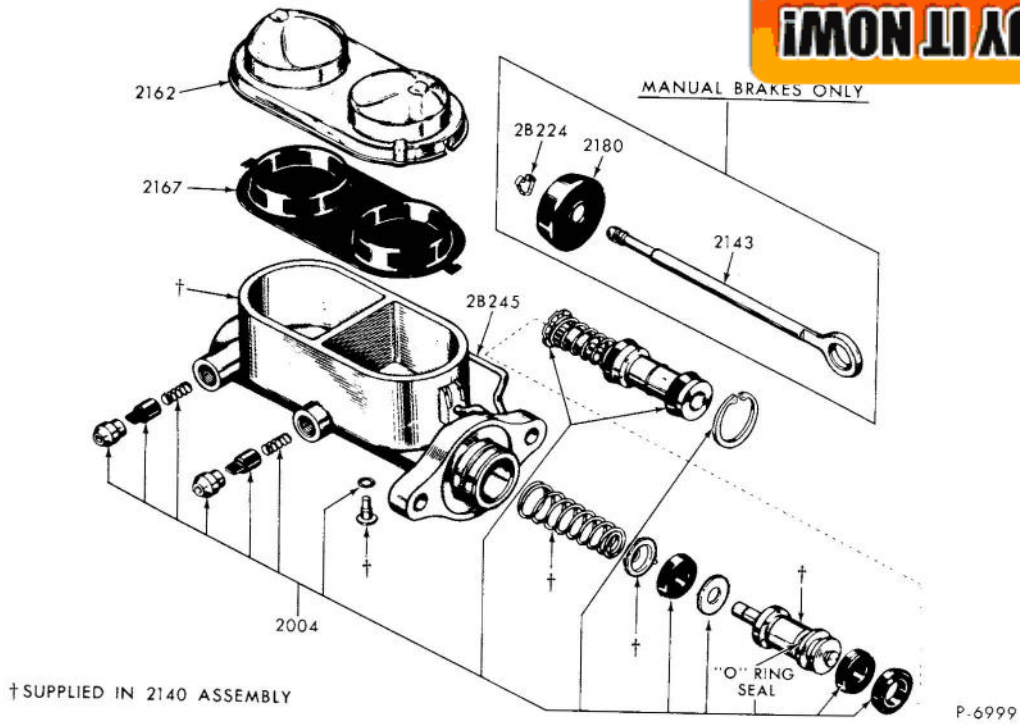
**BUY IT NOW!**  
Click Here To Order

100% SATISFACTION GUARANTEE

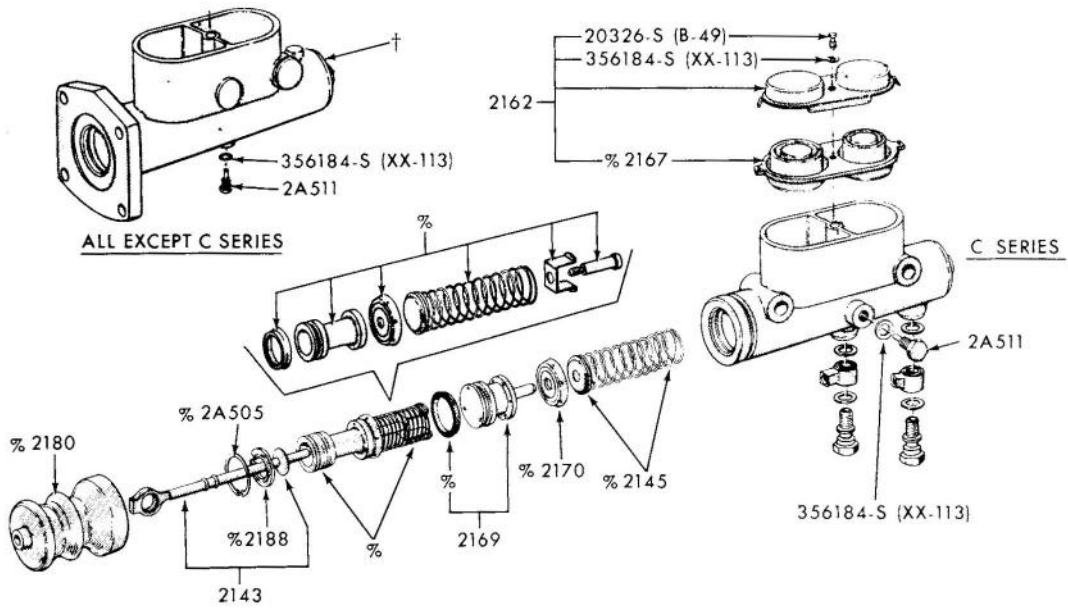


1973/79  
TRUCK SERIES 100/500

VISA    MASTERCARD    DISCOVER    AMERICAN EXPRESS    PAYCO    **Click Here To Order**  
**BUY IT NOW!**    100% SATISFACTION GUARANTEED



BENDIX BRAKE MASTER CYLINDER  
1973/ E100/300, F100/350 and 1973/76 P350/400

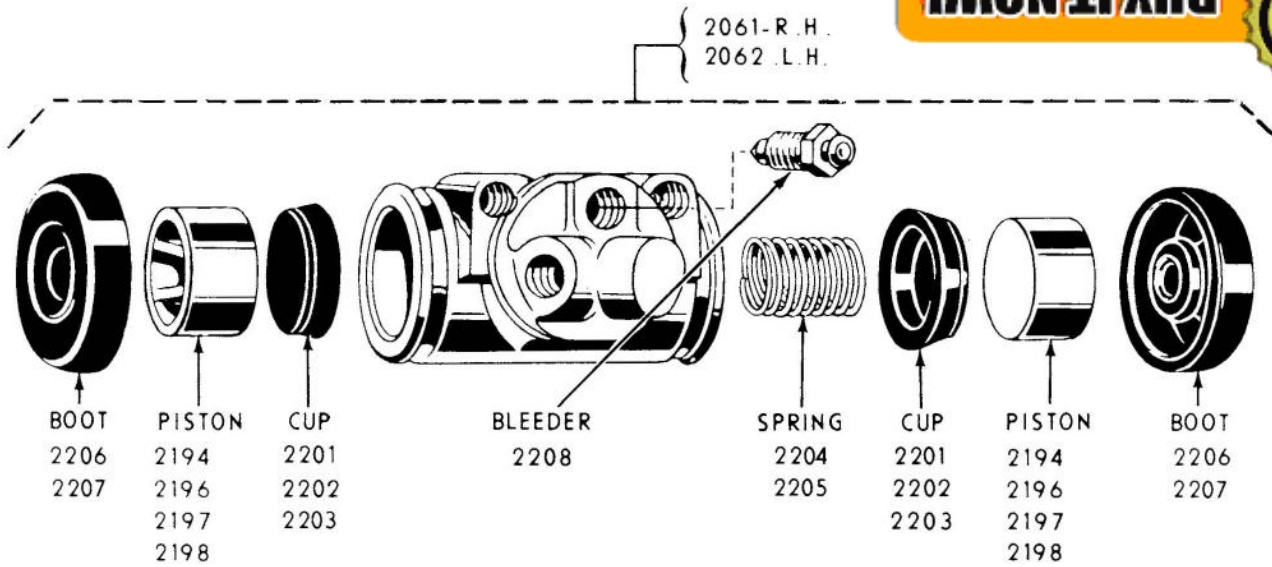


WAGNER BRAKE MASTER CYLINDER-TYPICAL  
1973/77 B-F500 and 1973/76 M450/500

**Click Here To Order**

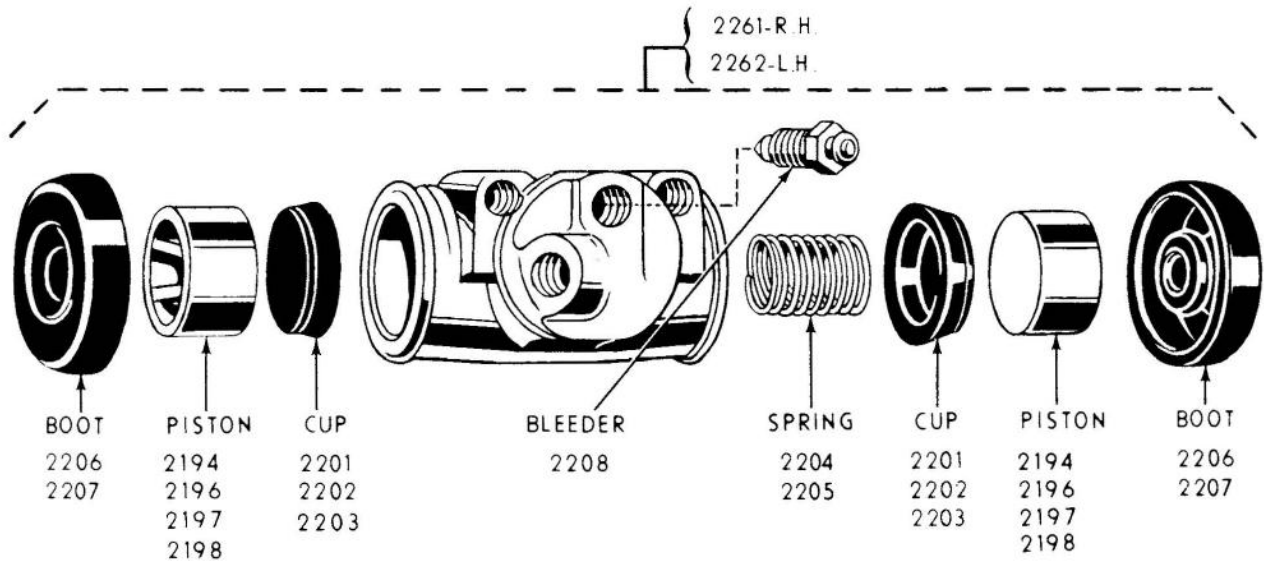
**BUY IT NOW!**

100% GUARANTEED SATISFACTION



P-1423

FRONT BRAKE CYLINDER (DUAL PISTON)-TYPICAL  
1973/ F100/350 and B-F-P350/500  
1973/74 E100/300

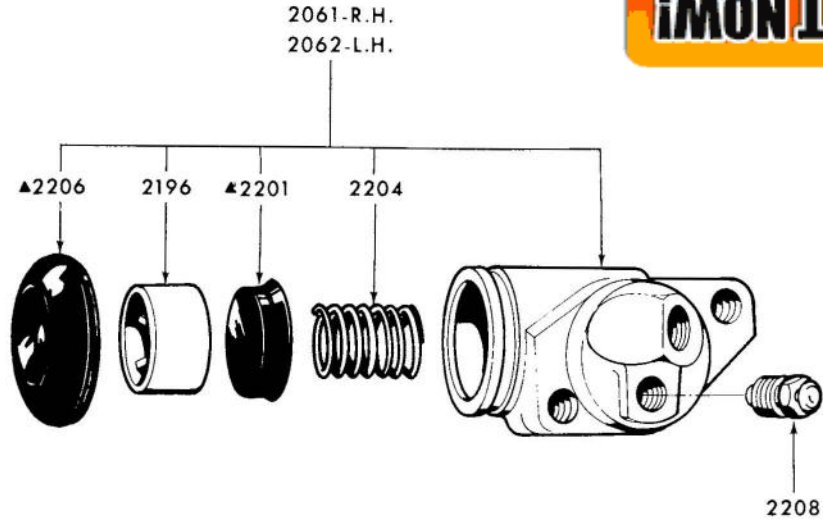


P-1424

REAR BRAKE CYLINDER (DUAL PISTON)-TYPICAL  
1973/ E-F100/350 and B-F-P350/500

1973/79  
TRUCK SERIES 100/500

VISA MASTERCARD SIMON  
Click Here To Order  
**BUY IT NOW!**  
100% SATISFACTION GUARANTEED



▲ ALSO SERVICED IN WHEEL CYLINDER REPAIR KIT-2221

P-11586

FRONT BRAKE CYLINDER (SINGLE PISTON)-TYPICAL  
1973/77 P500

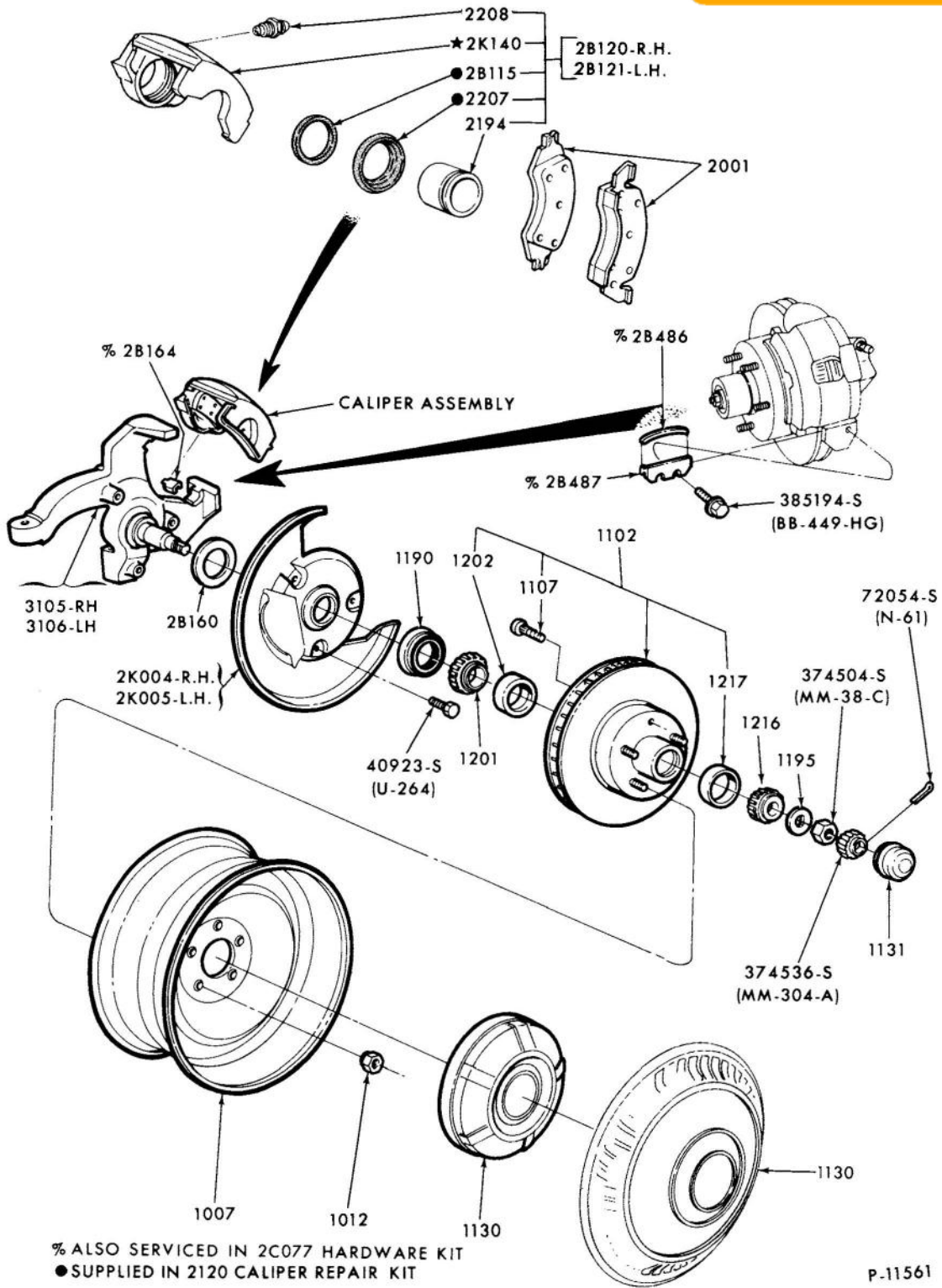
1973/79  
TRUCK SERIES 100/500

VISA    MASTERCARD    DISCOVER    AMERICAN EXPRESS    PAYPAL

**Click Here To Order**

**BUY IT NOW!**

100% GUARANTEED

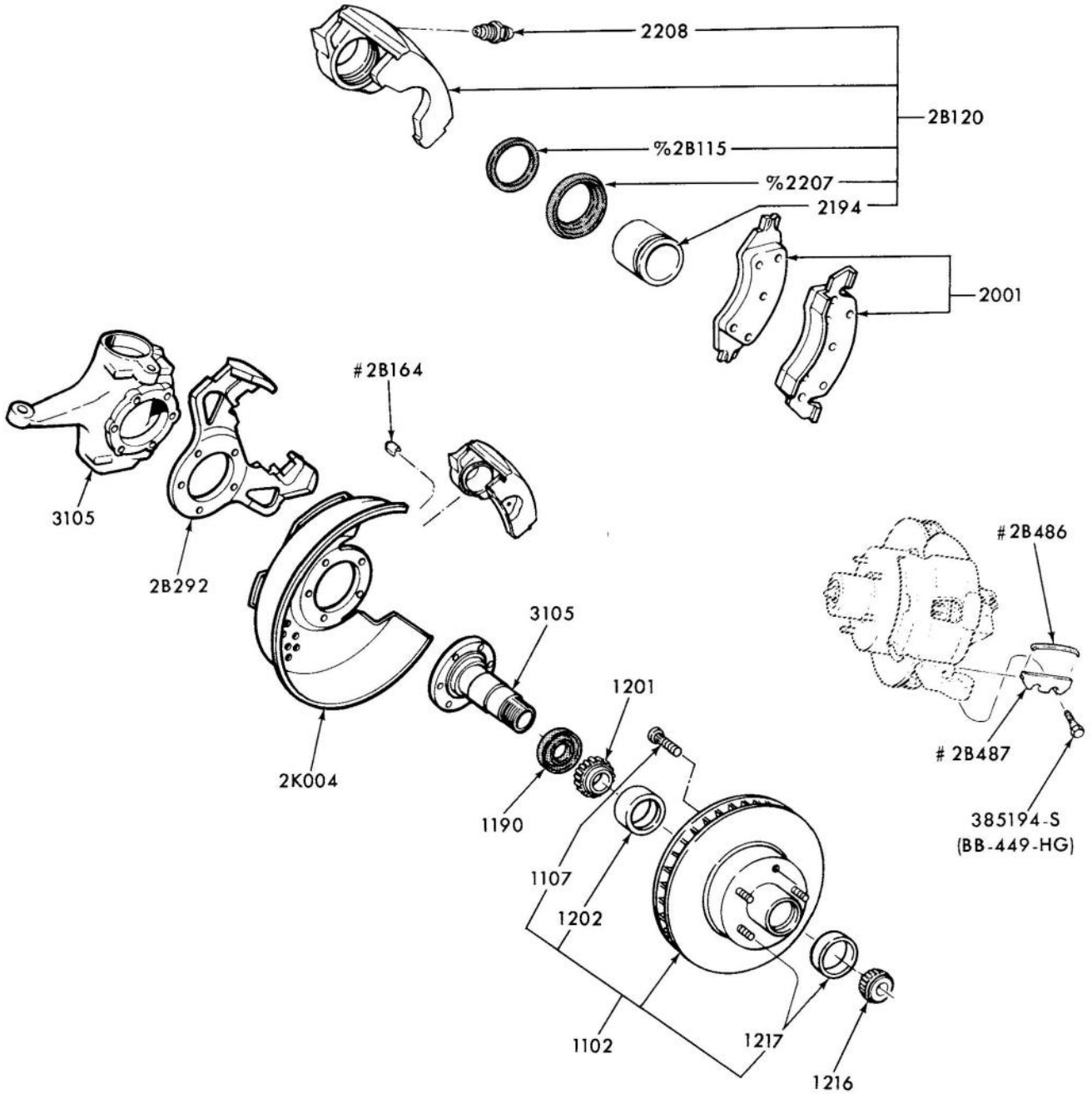


FRONT DISC BRAKE and RELATED PARTS  
1975/ E100/150--SINGLE PISTON



1973/79  
TRUCK SERIES 100/500

VISA MASTERCARD DISCOVER AMERICAN EXPRESS PAYPAL  
Click Here To Order  
**BUY IT NOW!**  
100% SATISFACTION GUARANTEED



# ALSO SERVICED IN 2C077 HARDWARE KIT  
% SUPPLIED IN 2120 CALIPER REPAIR KIT

P-12887

FRONT DISC BRAKE and RELATED PARTS  
1976/ F100/150--4/W/D-SINGLE PISTON

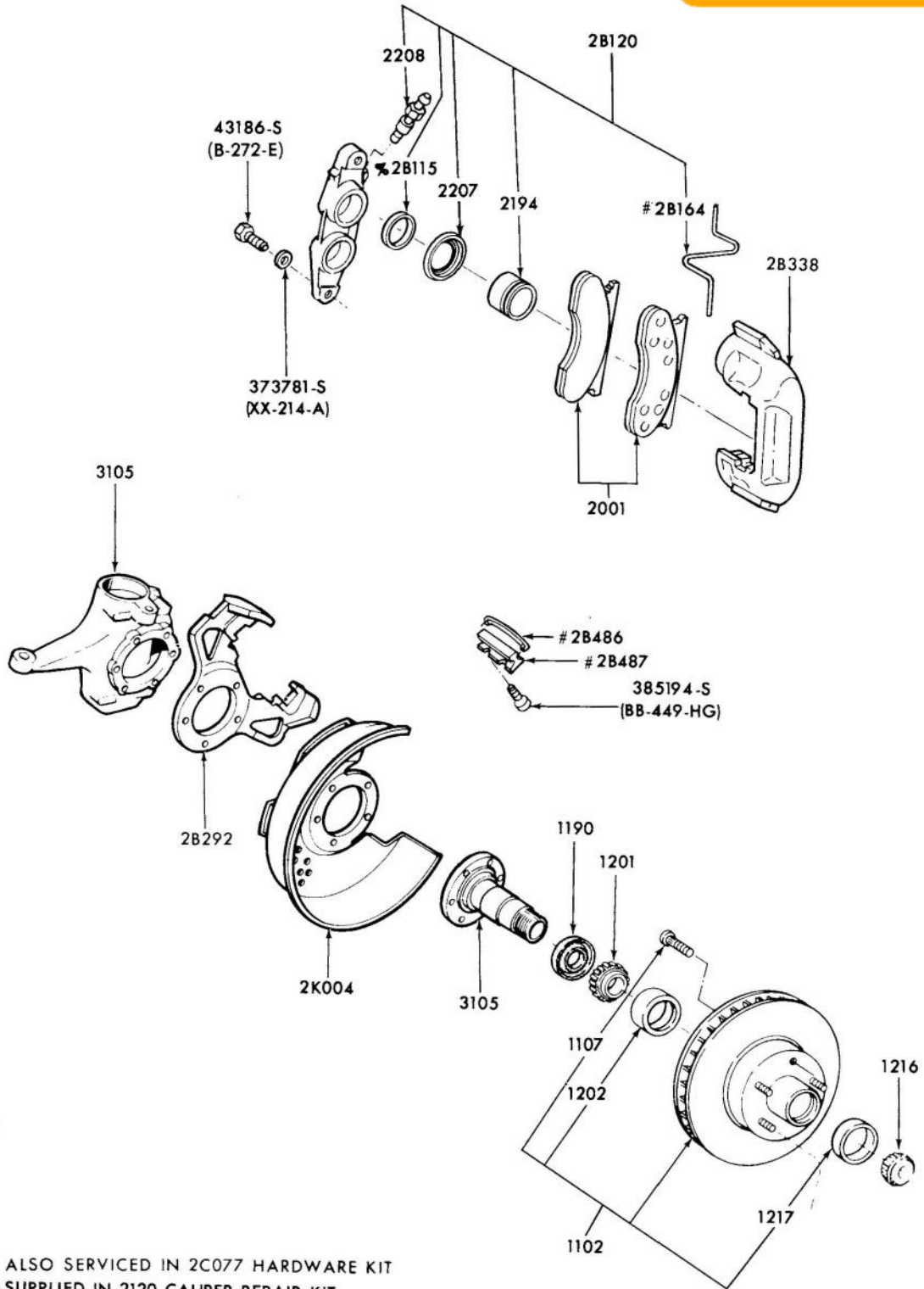


1973/79  
TRUCK SERIES 100/500

Click Here To Order

**BUY IT NOW!**

100% SATISFACTION GUARANTEED



# ALSO SERVICED IN 2C077 HARDWARE KIT  
% SUPPLIED IN 2120 CALIPER REPAIR KIT

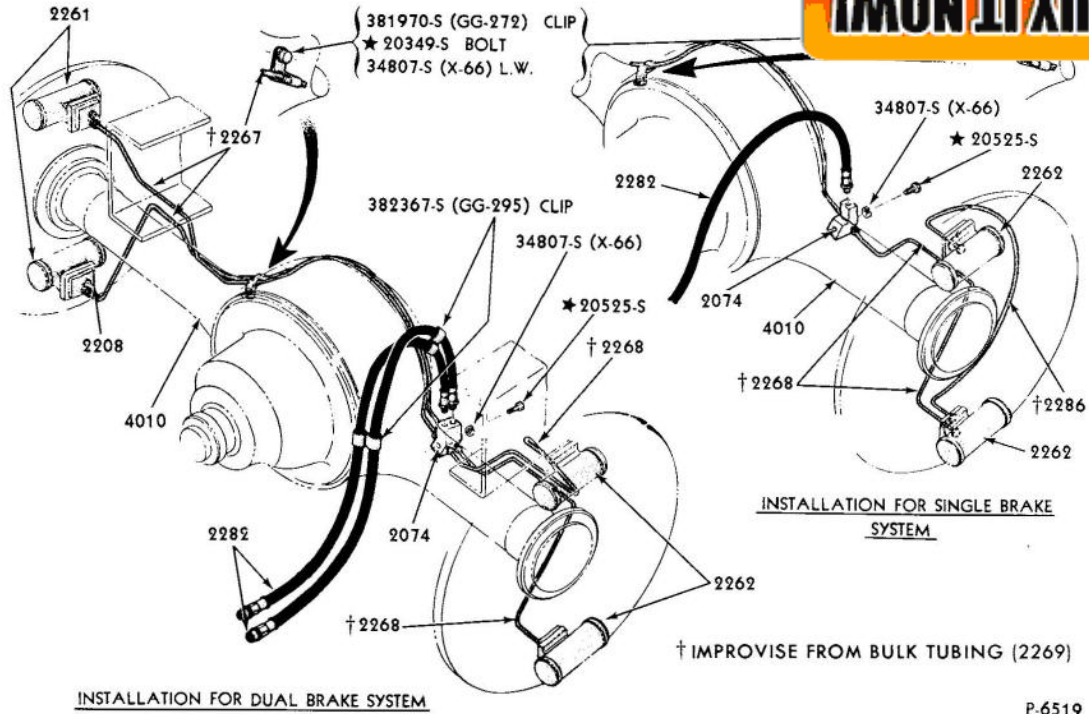
P-13310

FRONT DISC BRAKE and RELATED PARTS  
1976/ F250/350--4/W/D-DUAL PISTON

**1973/79  
TRUCK SERIES 100/500**



**Click Here To Order  
BUY IT NOW!**

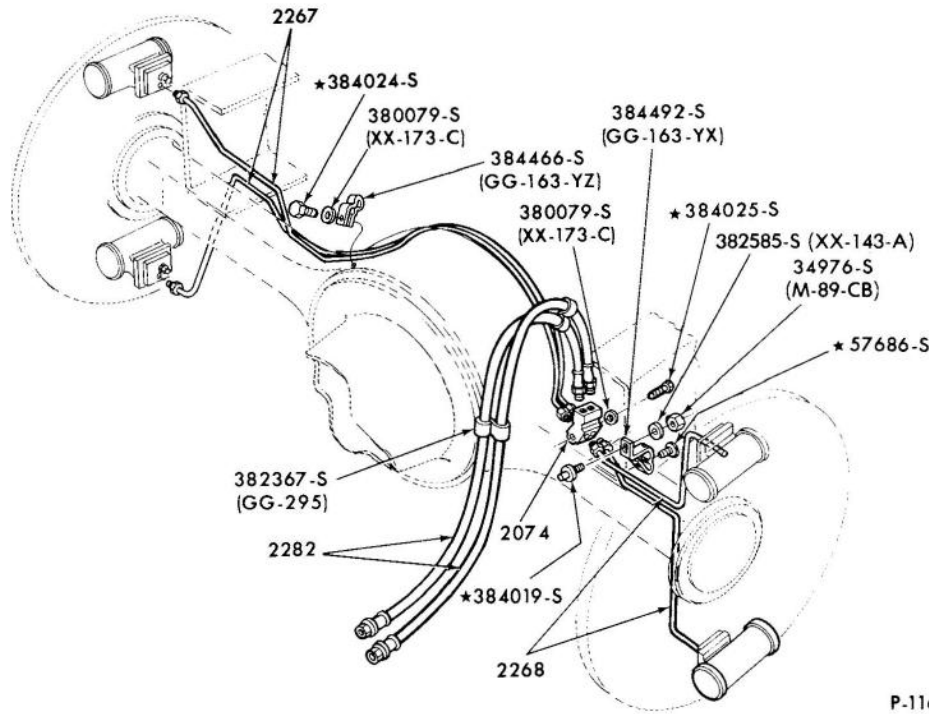


INSTALLATION FOR DUAL BRAKE SYSTEM

INSTALLATION FOR SINGLE BRAKE SYSTEM

P.6519

**HYDRAULIC BRAKE SYSTEM-REAR  
1973/77 B-F500**



P-11616

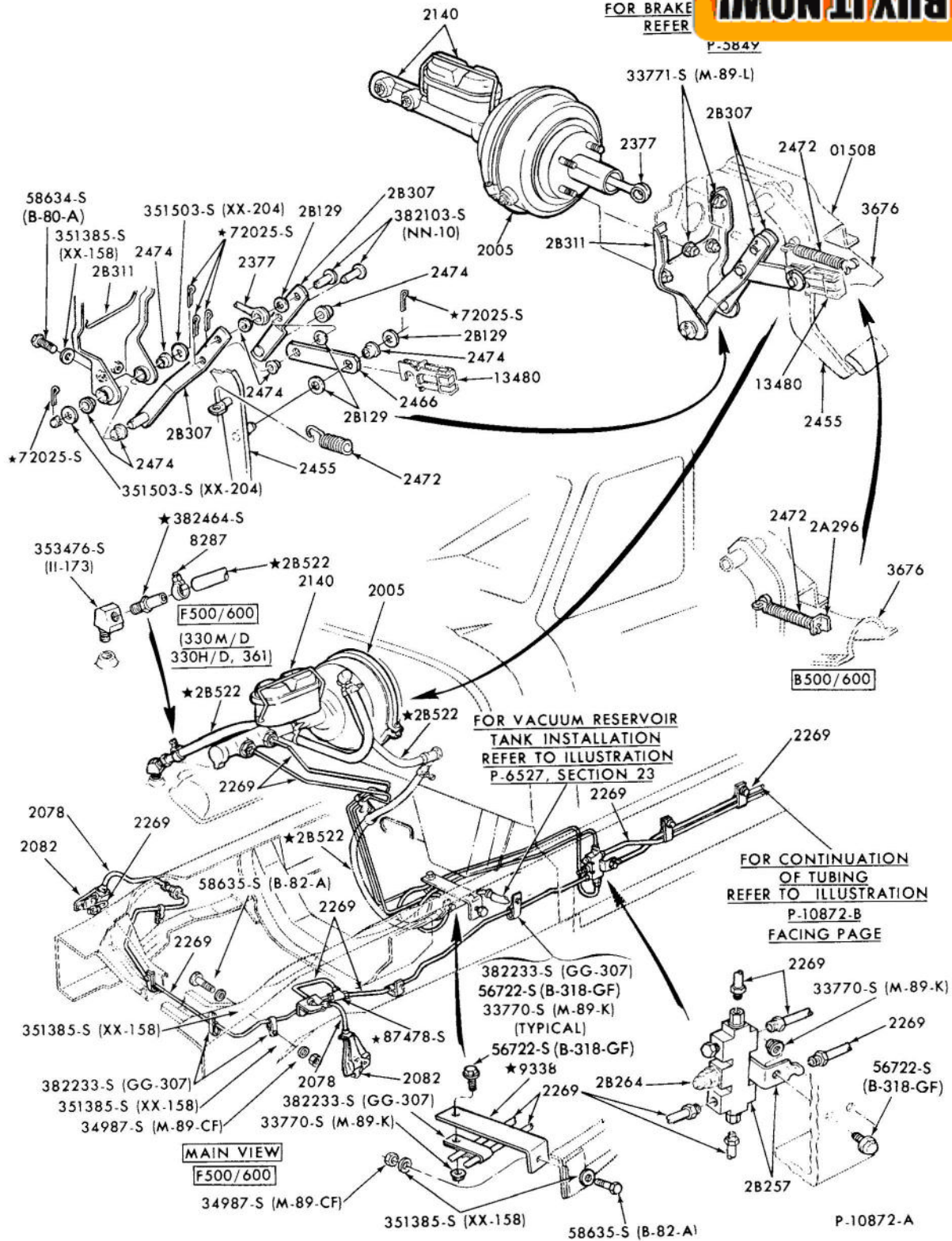
**HYDRAULIC BRAKE SYSTEM-REAR AXLE  
(FOR RELATED FRAME TUBING INSTALLATIONS, REFER TO PAGES 12 and 13)  
1973/76 M450/500**

# 1973/79 TRUCK SERIES 100/500

**Click Here To Order**

**BUY IT NOW!**

100% GUARANTEED SATISFACTION



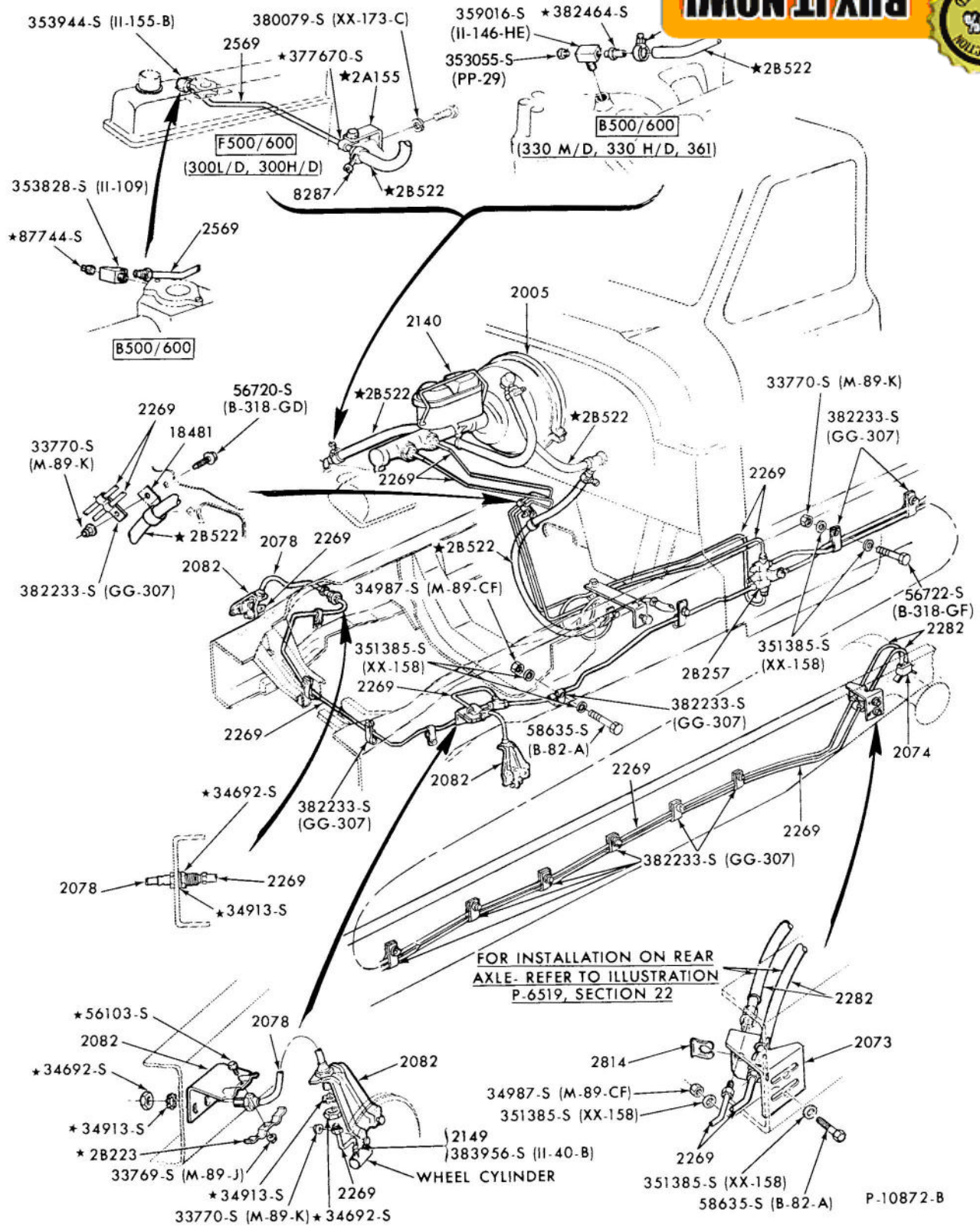
DUAL HYDRAULIC VACUUM BRAKE SYSTEM  
 (FOR REAR AXLE TUBING INSTALLATION, REFER TO PAGE 1;  
 FOR BOOSTER RESERVOIR TANKS, REFER TO SECTION 23 PAGE 2 and 14)  
 1973/77 B-F500--w/DASH MOUNTED BOOSTER

# 1973/79 TRUCK SERIES 100/500

**Click Here To Order**

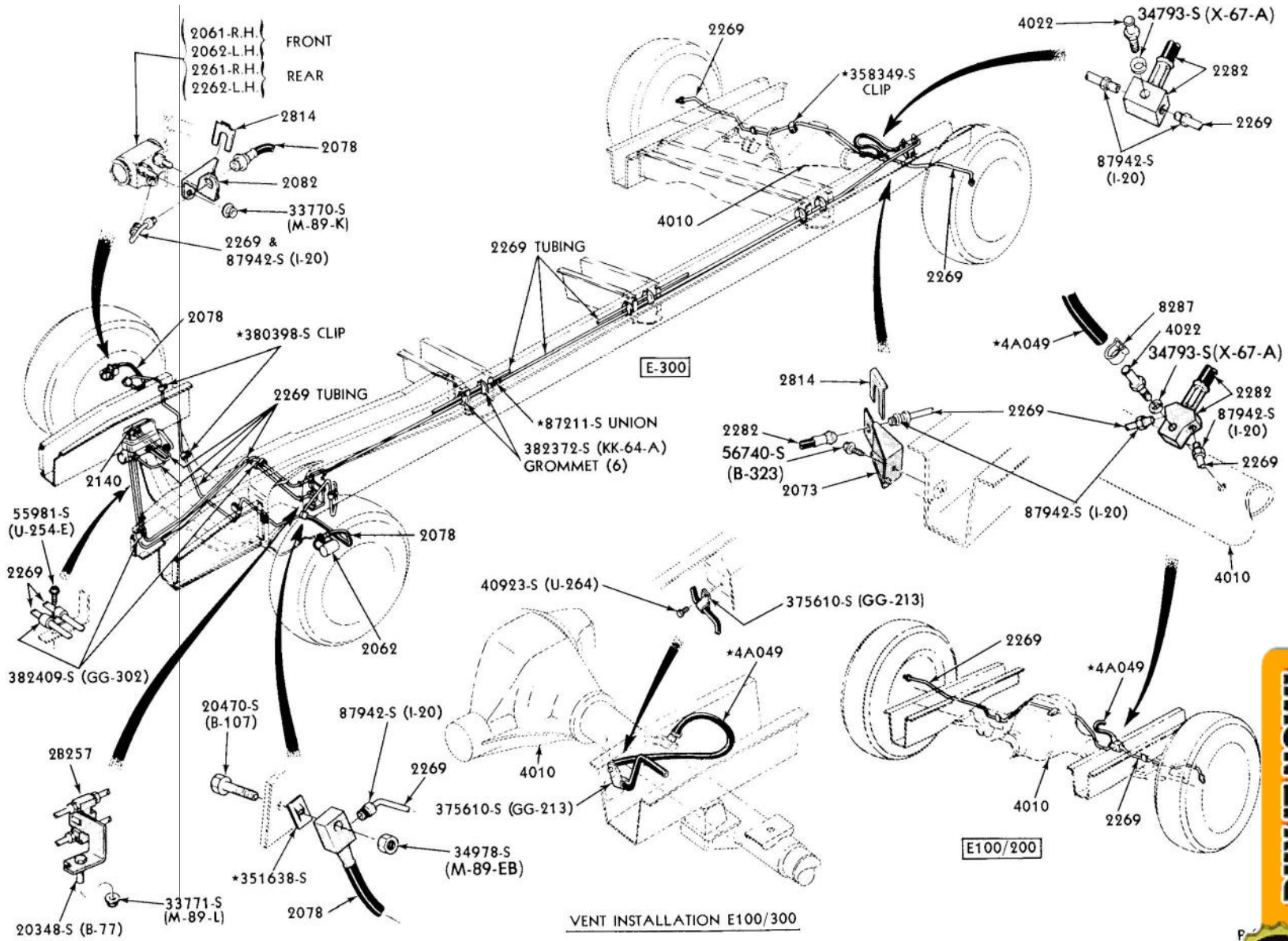
**BUY IT NOW!**

**100% GUARANTEED**



DUAL HYDRAULIC VACUUM BRAKE SYSTEM  
 (FOR REAR AXLE TUBING INSTALLATION, REFER TO PAGE 1  
 FOR BOOSTER RESERVOIR TANKS, REFER TO SECTION 23 PAGE 2 and 14)  
 1973/77 B-F500--w/DASH MOUNTED BOOSTER

HYDRAULIC BRAKE SYSTEM 1973/74 E100/300



**BUY IT NOW!**

Click Here To Order



# FORD MOTOR COMPANY

Dearborn, Michigan



**100% SATISFACTION GUARANTEED**

**BUY IT NOW!**

Click Here To Order

PayPal American Express Discover MasterCard VISA

April 1980