

1964/72 FORD TRUCK



FINAL ISSUE

Master Parts and Accessories CATALOG

Form FP 7636-A & B


Covers models:

Econoline Cargo Van
Econoline Club Wagon
Econoline Super Van
Falcon Station Bus
Falcon Club Wagon
Falcon Deluxe Wagon

Hi-Tilt Cab
Highway Tractor Tilt Cab
Parcel Delivery Van
Tilt-Cab Custom
Platform
Rack

Pickup
Chateau Wagon
Regular Van
Display Van
Standard Bus
Window Van

...and other models.



5236

Supersedes All Previous Issues, Changes and Revisions

BUY IT NOW!

Click Here To Order

FINAL ISSUE



RIGHT 1975 --

FORD MOTOR
COMPANY


-- DEARBORN, MICHIGAN

Copyright © 2007, Forel Publishing Company, LLC, Woodbridge, Virginia

All Rights Reserved. No part of this book may be used or reproduced in any manner whatsoever without written permission of Forel Publishing Company, LLC. For information write to Forel Publishing Company, LLC, 3999 Peregrine Ridge Ct., Woodbridge, VA 22192

1964/72 Ford Truck Master Parts and Accessory Manual
(Form FP 7636-A & B)
ISBN: 1-60371-003-5
EAN: 978-1-60371-003-9

Forel Publishing Company, LLC
3999 Peregrine Ridge Ct.
Woodbridge, VA 22192
Email address: webmaster@ForelPublishing.com
Website: <http://www.ForelPublishing.com>



This publication contains material that is reproduced and distributed under a license from Ford Motor Company. No further reproduction or distribution of the Ford Motor Company material is allowed without the express written permission of Ford Motor Company.

Disclaimer

Although every effort was made to ensure the accuracy of this book, no representations or warranties of any kind are made concerning the accuracy, completeness or suitability of the information, either expressed or implied. As a result, the information contained within this book should be used as general information only. The author and Forel Publishing Company, LLC shall have neither liability nor responsibility to any person or entity with respect to any loss or damage caused, or alleged to be caused, directly or indirectly by the information contained in this book. Further, the publisher and author are not engaged in rendering legal or other professional services. If legal, mechanical, electrical, or other expert assistance is required, the services of a competent professional should be sought.





FORD TRUCK PARTS MASTER PARTS AND ACCESSORIES CATALOG

FORM AP7636-A (TEXT ONLY)
FORD MARKETING CORPORATION



| INDEX | Page |
|--|------------|
| Abbreviations | 23,24 |
| Attaching Parts (Nuts, Bolts, etc.) | 11 |
| Diesel Engine Models | 10 |
| D.S.O. | 22 |
| F.S.O. | 22 |
| Formats | 9 |
| General Instructions | 2 |
| How to Use This Catalog | 2 |
| How to Order Parts | 22 |
| Liquid Measure | 11 |
| L. P. O. | 22 |
| Locator Codes | 11 |
| Metric to Inches Conversion Chart | 25,26 |
| Model Codes | 9 |
| Model Year Application | 9 |
| Parts Identification | 11 |
| R.H. and L.H. Parts | 3 |
| Soft Trim | 11 |
| Symbols Used Regularly in Catalog | 9 |
| Truck Specification List (T.S.L.) | 12 thru 21 |
| FORD PART NUMBERING SYSTEM | |
| Motorcraft Sales Part Numbers | 9 |
| Body Parts Group Numbering System | 4 |
| Explanation of the Ford Part Numbering System | 3 |
| Ford Basic Part Numbering | 6 thru 8 |
| Group Numbers and Related Catalog Sections | 5 |
| Part Name Index | 4 |
| HOW TO ORDER PARTS | |
| Bendix Westinghouse Air Brake Parts | 22 |
| Diesel Engine Parts | 22 |
| Ford Parts | 22 |
| Heavy Truck Power Steering | 22 |
| Industrial Engine and Power Unit Parts | 22 |
| RATING or WARRANTY PLATE and CERTIFICATION LABEL | |
| Assembly Plant Codes | 37 |
| Auxiliary Transmission Codes | 75 |
| Body Type Codes | 59 thru 65 |
| Body Type Descriptions | 66 |
| Body Type Illustrations | 67 thru 74 |
| Certified Net Horsepower | 82 |
| Color Codes (Exterior Paint) | 40 |
| Color Codes (Interior Paint) - Canada Only | 40 |
| Diagrams and Instructions | 27 thru 32 |
| District Codes | 82 |
| Drive Codes - Canada Only | 81 |
| Engine Codes | 35,36 |
| Front Axle Codes | 78 thru 80 |
| Gross Vehicle Weight | 81 |
| Main Transmission Codes | 75, 76 |
| Make Codes - Canada Only | 58 |
| Model Codes | 40 thru 58 |
| Numerical Sequence of Assembly by Series No. | 38,39 |
| Numerical Sequence of Assembly by Truck Serial | 37 |
| Rear Axle Ratio Codes and Identification Numbers | 77 |
| R. P. M. | 82 |
| Serial Number | 37 thru 39 |
| Series Codes | 33,34 |
| Transmission Identification Numbers and Speeds - Canada Only | 77 |
| Trim Codes | 58 |
| Vehicle Identification Number | 32 |
| Wheelbase | 39,40 |

GENERAL INSTRUCTIONS

This Ford Truck Master Parts Catalog contains replacement parts and accessories information for Ford Trucks including the Econoline, the Falcon Station Bus, Falcon Club Wagon and Falcon Deluxe Club Wagon for model years 1964 through 1972 for U.S. vehicles and for model years 1965 through 1972 for Canadian vehicles. Unique Canadian part numbers and application have been identified by symbol ♦ and footnoted. Unique U. S. part numbers and application have been identified by symbol ☆ and footnoted. This "text" catalog is to be used in conjunction with Illustration Catalog Form FP-7636-B. For 1964 Canadian vehicles refer to Form PA 761-61A or B (1961/64 Canadian Truck Catalog). Refer to the Index on page 1 for a listing of the various items appearing in the General Information Section.

**HOW TO USE THIS CATALOG**

There are four ways of finding part numbers:

1. By Part Name.
2. By Illustration.
3. By Identification Number (Refer to page 11).
4. By Truck Specification List (T.S.L.) information (Refer to pages 12 thru 21 for complete instructions.)

Should an inquiry be received for a radiator grille for a 1967 F500 model:

BY PART NAME -

- A. Refer to the Chassis Parts Alphabetical Index.
- B. Refer to the alphabetical nomenclature and find the part name Grille (radiator). The group number listed is 8200.
- C. Refer to group number 8200 and locate 1967 in the "YEAR" column. Find F500 in the "MODEL" column.
- D. The part numbers shown are C7TZ 8200-H (Bright finish) and C7TZ 8200-G (Painted).

BY ILLUSTRATION -

- A. Refer to the Illustration Catalog (form FP-7636-B) to the divider marked "COOLING, GRILLE".
- B. Refer to Index immediately behind the divider and find the illustration titles for the F-T Series.
- C. Under the heading "RADIATOR GRILLE and RELATED PARTS" find the "Grille" illustration for the 1967 F500/750.
- D. Refer to the illustration designated (on page 5 of Illustration Section 82) and find the group number for the grille to be 8200.
- E. Refer to group number 8200 in this Text catalog and locate 1967 in the "YEAR" column. Find F500 in the "MODEL" column.
- F. The part numbers shown are C7TZ 8200-H (Bright finish) and C7TZ 8200-G (Painted).

BY IDENTIFICATION NUMBER -

Refer to page 11.

BY TRUCK SPECIFICATION LIST (T.S.L.) -

Refer to pages 12 thru 21.


FORD TRUCK PARTS

R.H. and L.H. PARTS

The driver's side is the left hand side of the vehicle and determines whether su lamps, etc. are right or left hand.

Most Right Hand and Left Hand parts are listed in the manner shown in the following examples.

The model application pertaining to the Right Hand part also pertains to the Left Hand part



EXAMPLE 1 - Right Hand and Left Hand on separate lines with single application

| YEAR | MODEL | DESCRIPTION | QTY. | PART NUMBER |
|--------------------------------|---------------------------------------|-------------|------|--------------|
| 16450-1 BOARD - RUNNING | | | | |
| 70/ | L-LT800/900 (Gas)-w/25 gal. fuel tank | R.H. | 1 | DOHZ 16450-A |
| | | L.H. | 1 | DOHZ 16451-A |

EXAMPLE 2 - Right Hand and Left Hand on separate lines with multiple application

| GROUP NUMBER | YEAR | BODY TYPE | DESCRIPTION | PART NUMBER | QTY. |
|--|-------|---|-------------|-----------------|------|
| 431A78-9 LINK - TAIL GATE LATCH RELEASE | | | | | |
| | 64/66 | F100/250-114", 115", 128", 129" W/B (99) | R.H. | C4TZ 99431A78-A | 1 |
| | 67/ | F100/250 (99) | L.H. | C4TZ 99431A79-A | 1 |

EXAMPLE 3 - Right Hand and Left Hand in adjacent columns

| GROUP NUMBER | YEAR | BODY TYPE | DESCRIPTION | PART NUMBER | | QTY. |
|--|-------|-----------|-------------|----------------|----------------|------|
| | | | | RIGHT HAND | LEFT HAND | |
| 44400-1 SUPPORT ASSY. - TAIL GATE | | | | | | |
| | 64/67 | E100 (87) | | C2UZ 8744400-A | C2UZ 8744401-A | 1 |

EXAMPLE 4 - Right Hand and Left Hand implied by quantity

| YEAR | MODEL | DESCRIPTION | QTY. | PART NUMBER |
|--|-----------------------------|-------------|------|--------------|
| 16458 SUPPORT ASSY. - RUNNING BOARD - FRONT | | | | |
| 70/ | L-LN-LNT-LT800/900 (Diesel) | | 2 | DOHZ 16458-A |
| 70/ | L-LN-LNT-LT800/900 (Gas) | | 4 | |

EXPLANATION OF THE FORD PART NUMBERING SYSTEM

For greater convenience this catalog is divided into specific sections; such as brakes, front axle, engine, transmission, etc. For example, FRONT AXLE appears in Section 30, STEERING in Section 35, REAR AXLE in Section 40, etc. The applicable exploded illustrations are contained in separate sections which are related to the text section numbers. For example, FRONT AXLE illustrations appear in Illustration Section 30, of the "Illustration" Catalog, Form FP 7636-B.

The part number groups and the section numbers under which each is listed, are shown on Page 6 of the General Information Section.

The part number groups shown on Page 6 have been expanded as shown in the charts of Pages 7, 8 and 9 to provide for additional groups to accommodate new lines. In numerical listings, expanded numbers will be considered to follow the same sequence as the regular group numbers from which they are expanded and are arranged in catalogs as follows:

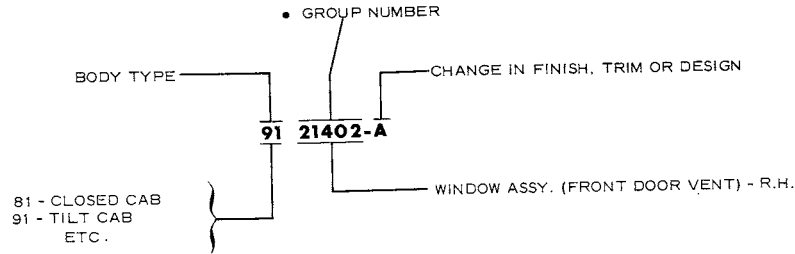
2140
2A140
2141
2A141

Illustrations contain group numbers only, therefore, it is necessary to refer to the group within this "text" Catalog for complete applicable part number.



BODY PARTS GROUP NUMBERING SYSTEM

FOLLOWING IS A DIAGRAM OF THE BODY PARTS GROUP NUMBERING SYSTEM




- These five digits comprise the Body Group Numbers used throughout each body parts section. A complete group index of body parts has been included at the end of the Alphabetical Index.

PART NAME INDEX

The Part Name Index is provided as a separate Alphabetical Index Section which follows this General Information Section. The Alphabetical Index Section is divided into three (3) major groups - Chassis, Body and Soft Trim.

FORD TRUCK PARTS



GROUP NUMBERS and RELATED CATALOG

Following is an index of the basic group numbers and their related catalog section. A more detailed listing of the basic group numbers, related expansion numbers and functional areas is shown on the next three pages.

| BASIC GROUP NUMBER | CATALOG SECTION NO. | BASIC GROUP NUMBER | CATALOG SECTION NO. | BASIC GROUP NUMBER | CATALOG SECTION NO. | BASIC GROUP NUMBER | BODY SECTION NO. |
|----------------------------|--------------------------|--|----------------------|----------------------------|---------------------|------------------------|------------------|
| CHASSIS PARTS | | CHASSIS PARTS | | CHASSIS PARTS | | CHASSIS PARTS | |
| Miscellaneous | Paint | 5000 - 5006 | 50 | 8000 - 8299 | 80 | 13000 - 13399 | 130 |
| 1000 - 1099 | 10 | 5007 - 5199 | 50.1 | 8300 - 8499 | 83 | 13400 - 13999 | 134 |
| 1100 - 1126 | 11 | 5200 - 5299 | 52, 52.1 | 8500 - 8599 | 85 | 14000 - 14399 | 140 |
| 1130 - 1249 | 12 | 5300 - 5499 | 53 | 8600 - 8999 | 86, 86.1 | 14400 - 14499 | 144 |
| 1386 - 1999 | 14 | 5500 - 5699 | 55 | | | 14500 - 15999 | 145 |
| 2000 - 2099 | 20, 20.1 | 6000 - 6999 | 60 thru 60.8 | 9000 - 9099 | 90 | 16000 - 16599 | 160 |
| 2100 - 2199 | 21 | Caterpillar Diesel | 60.13 & 60.14 | 9100 - 9199 | 91 | 16600 - 16999 | 166 |
| 2200 - 2299 | 22, 22.1, 22.2 | Cummins Diesel | 60.10, 60.11 & 60.16 | 9200 - 9299 | 92 | 17000 - 17399 | 170 |
| 2300 - 2399 | 23, 23.1 | Dagenham & Dorset Diesel | 60.9 & 60.15 | 9300 - 9399 | 93 | SPEEDOMETER | |
| 2400 - 2599 | 24 | Detroit Diesel | 60.12 | 9400 - 9499 | 94 | GEAR CHART | 172 thru 172.2 |
| 2600 - 2799 | 26 | | | CARBURETOR IDENTIFICATION | 95 | 17400 - 17999 | 174 |
| 2800 - 2999 | 28 | MANUAL TRANSMISSION IDENTIFICATION | 70 | 9500 - 9599 | 95 | | |
| 3000 - 3199 | 30,30.1 & up | MANUAL TRANSMISSION PARTS LISTS | 70.1 & Up | CARBURETOR PARTS LISTS | 95.1 & Up | 18000 - 18199 | 180 |
| 3200 - 3499 | 32 | MANUAL TRANSMISSION KIT PARTS LISTS | 70A | CARBURETOR KIT PARTS LISTS | 95A | 18200 - 19999 | 182 |
| 3500 - 3599 | 35, 35.1, 35.2 | | | | | | |
| 3600 - 3699 | 36,36.1,36.2 | | | | | | |
| 3700 - 3999 | 37 | | | | | | |
| REAR AXLE IDENTIFICATION | 40 thru 40.3 | 7000 - 7299 | 71, 72, 72.1 & Up | 9600 - 9699 | 96 | ALL BODY PARTS | Body Index |
| REAR AXLE MAJOR ASSEMBLIES | 40.4 | 7300 - 7499 | 73 | 9700 - 9999 | 97 | 00000 - 02999 | 000 |
| REAR AXLE PARTS LIST | 40A | 7500 - 7599 | 75 | 10000 - 10299 | 100 | 03000 - 09999 | 030 |
| | | 7600 - 7999 | 76 | 10300 - 10599 | 103, 103.1 & Up | 10000 - 19999 | 100 |
| | | AUTOMATIC TRANSMISSION IDENTIFICATION | A70 | 10600 - 10999 | 106 | 20000 - 26999 | 200 |
| | | C/M - 1964/ | A70.2 | | | 27000 - 39999 | 270 |
| | | C/4 - 1964/ | A70.3 | | | 40000 - 49999 | 400 |
| | | C6 - 1968/ | A70.4 | | | 50000 - 59999 | 500 |
| 4000 - 4199 | 41 | TRANSMATIC TRANSMISSION IDENTIFICATION | T70 | 11000 - 11299 | 110, 110.1 & Up | 60000 - 69999 | 600 |
| 4200 - 4299 | 42 | | | 11300 - 11999 | 113 | 00000 - 69999 | Soft Trim |
| 4300 - 4599 | 43 | | | | | (AS APPLICABLE) | (By Model Year) |
| 4600 - 4605 | 46 thru 46.13, 46A & 46B | | | 12000 - 12999 | 120, 120.1 & Up | VENDOR CROSS REFERENCE | CROSS REFERENCE |
| 4606 - 4799 | 47 | 7000 - 7100 | T70 | | | | |
| 4800 - 4999 | 48 thru 48.6 | 7200 - 7499 | T72 | | | | |
| | | 7500 - 7999 | T75 | | | | |



FORD BASIC PART NUMBERING SYSTEM
CHASSIS, ENGINE and ELECTRICAL BASIC NUMBER SERIES

| BASIC PART NO. SERIES | BASIC SERIES EXPANSION | PARTS WHICH QUALIFY BY FUNCTIONAL AREA | BASIC PART NO. SERIES | BASIC SERIES EXPANSION | PARTS WHICH QUALIFY BY FUNCTIONAL AREA |
|--|--|---|--|--|---|
| 1000-1250 1251-1349 1350-1499 1500-1724 1725-1999 2000-2874 2875-2999 3000-3499 3500-3776 3777-3999 4000-4999 | 1A000-1A250 1A251-1A349 1A350-1A499 1A500-1A724 1A725-1A999 2A000-2A874 2A875-2A999 3A000-3A499 3A500-3A776 3A777-3A999 4A000-4A999 | Wheels, hubs, and drums Open numbers Spare wheel carrier Tires and tubes Open numbers Brakes Air compressor Front axles and front suspensions Steering gear and steering wheel Open numbers Rear axle and driveshaft and coupling shaft Frame and brackets Muffler, exhaust pipes, and brackets | 13000-13299 13000-13399 13400-13699 13700-13799 13800-13949 13950-13999 14000-14689 14690-14724 14725-14999 15000-15074 15075-15114 15115-15199 | 13A000-13A299 13A300-13A399 13A400-13A699 13A700-13A799 13A800-13A949 13A950-13A999 14A000-14A689 14A690-14A724 14A725-14A999 15A000-15A074 15A075-15A114 15A115-15A199 | Headlamps & parking lamps Turn signal License, tail, and stop lamps Courtesy, dome and instrument lamps and switches Horn Open numbers Wiring and circuit breakers, terminals and connectors, window regulator, fuse panel Seat regulator (electrical) Junction boxes and electric conduit Clocks & cigar lighter Lamp assy. - cluster * |
| 5300-5350 5351-5416 5417-5454 5455-5481 5482-5499 5500-5515 5516-5999 6000-6899 6900-6944 6945-6999 7000-7999 8000-8499 8500-8599 8600-8669 8670-8999 | 5A300-5A350 5A351-5A416 5A417-5A454 5A455-5A481 5A482-5A499 5A500-5A515 5A516-5A999 6A000-6A899 6A900-6A944 6A945-6A999 7A000-7A999 8A000-8A499 8A500-8A599 8A600-8A669 8A670-8A999 | Front springs Sub-frame (for cab mounting) Open numbers Front springs-clips, studs, and bushings Stabilizer and attaching parts Front spring covers Rear springs and attaching parts Engine and mounts * Eng. installation & dress-up kits Transmission and clutch Radiator and grille parts Water pumps Fan and brackets Open numbers | 15200-15399 15400-15489 15490-15579 15580-15599 15600-15649 15650-15655 15656-15699 15700-15724 15725-15759 15760-15799 15800-15849 15850-15874 15875-15899 | 15A200-15A399 15A400-15A489 15A490-15A579 15A580-15A599 15A600-15A649 15A650-15A655 15A656-15A699 15A700-15A724 15A725-15A759 15A760-15A799 15A800-15A849 15A850-15A874 15A875-15A899 | Road & spotlamps Lamp assy. - marker Lamp assy. back up & utility Lamp assy. - Police flasher * Map lamp Top control Engine compartment lamp Commercial pump motors Note: Not used Passenger Car, Truck & Industrial Engines Open numbers Lamp assy. - transmission control selector indicator Parking brake signal Open numbers |
| 9000-9423 9000-9269 9424-9499 9500-9699 9700-9899 9900-9999 10000-10399 10400-10499 10500-10649 10650-10837 10838-10999 11000-11529 11530-11568 11569-11619 | 9A000-9A423 9A000-9A269 9A424-9A499 9A500-9A699 9A700-9A899 9A900-9A999 10A000-10A399 10A400-10A499 10A500-10A649 10A650-10A837 10A838-10A999 11A000-11A529 11A530-11A568 11A569-11A619 | Fuel tank, gauges, pumps & lines Fuel tank, gauges, pumps & lines Manifold, clamps, thermostats etc. Carburetors & air cleaners Thermostatic choke, acc. spark & throttle control rods * Generators & alternators Open numbers Generator regulator Batteries & ammeters Instrument cluster & controls Starting motor & starter switch Open numbers Ignition switch | 15900-15999 16000-16299 16300-16449 16450-16549 16550-16579 16580-16599 16600-16999 17000-17149 17150-17249 17250-17384 17385-17399 17400-17674 17675-17748 17749-17999 | 15A900-15A999 16A000-16A299 16A300-16A449 16A450-16A549 16A550-16A579 16A580-16A599 16A600-16A999 17A000-17A149 17A150-17A249 17A250-17A384 17A385-17A399 17A400-17A674 17A675-17A748 17A749-17A999 | * Front fender, aprons & shields Rear fenders Running boards and brackets Splash shields Open numbers Hood, brackets and controls Tools Open numbers Speedometer and tachometer Open numbers Wipers and washers Rear view mirrors Front and rear bumpers and stone deflectors |
| 11620-11644 11645-11688 11689-11999 12000-12427 12428-12449 12450-12499 12500-12999 | 11A620-11A644 11A645-11A688 11A689-11A999 12A000-12A427 12A428-12A449 12A450-12A499 12A500-12A999 | Open numbers Lighting switch Open numbers Coil, distributor & spark plugs Open numbers Engine governor Open numbers | 18000-18199 18200-18241 18242-18699 18700-18799 18800-19499 19500-19549 19550-19999 | 18A000-18A199 18A200-18A241 18A242-18A699 18A700-18A799 18A800-19A499 19A500-19A549 19A550-19A999 | Shock absorbers * Heaters Air brakes Radio Miscellaneous Accessories Air conditioners |

* This series has become inactive and parts qualifying will be identified with part numbers from a more appropriate series.

FORD TRUCK PARTS



BODY BASIC NUMBERS and CORRESPONDING FU

| BASIC PART NO. SERIES | BASIC SERIES EXPANSION | PARTS WHICH QUALIFY BY FUNCTIONAL AREA | BASIC PART NO. SERIES | BASIC SERIES EXPANSION | PARTS WHICH QUALIFY BY FUNCTIONAL AREA |
|-----------------------|------------------------|--|-----------------------|------------------------|---|
| 00000-00099 | 000A00-000A99 | Body assy. & trim sets | 25900-25999 | 259A00-259A99 | Open |
| 00100-00399 | 001A00-003A99 | Front end assembly | 26000-26199 | 260A00-261A99 | Rear door reinforcement |
| 01400-01499 | 014A00-014A99 | Ventilating ducts & valves | 26200-26399 | 262A00-263A99 | Door glass frame |
| 01500-01599 | 015A00-015A99 | Brake pedal support | 26400-26699 | 264A00-266A99 | Door latch & handles |
| 01600-01799 | 016A00-017A99 | Dash assembly | 26700-26799 | 267A00-267A99 | Open |
| 01800-01999 | 018A00-019A99 | Ventilating ducts & valves | 26800-26899 | 268A00-268A99 | Door hinge |
| 02000-02699 | 020A00-026A99 | Cowl & front body pillar | 26900-26999 | 269A00-269A99 | Open |
| 02700-02899 | 027A00-028A99 | Open | 27000-27299 | 270A00-272A99 | Door check & regulator |
| 02900-02999 | 029A00-029A99 | Body front tie bow braces, etc. | 27300-27399 | 273A00-273A99 | Door regulator vacuum lift |
| 03000-03999 | 030A00-039A99 | Windshield assembly | 27400-27699 | 274A00-276A99 | Door trim |
| 04000-04249 | 040A00-042A99 | Visor assembly | 27700-28099 | 277A00-280A99 | Quarter & quarter panel assy. |
| 04250-04399 | 042A50-043A99 | Instrument panel assy. | 28100-28399 | 281A00-283A99 | Quarter latch pillar |
| 04400-04599 | 044A00-045A99 | Panel assy. -instr. panel details | 28400-28499 | 284A00-284A99 | Open |
| 04600-04799 | 046A00-047A99 | Instrument panel cigar lighter cover and console details | 28500-28699 | 285A00-286A99 | Quarter header & frame |
| | | | 28700-28799 | 287A00-287A99 | Rack assy. |
| 04800-04899 | 048A00-048A99 | Ash receptacle assy. | 28800-28999 | 288A00-289A99 | Open |
| 04900-05999 | 049A00-059A99 | Open | 29000-29199 | 290A00-291A99 | Quarter window mldg. |
| 06000-06199 | 060A00-061A99 | Glove compt. assy. | 29200-29599 | 292A00-295A99 | Quarter window garnish |
| 06200-09999 | 062A00-099A99 | Open | 29600-29999 | 296A00-299A99 | Quarter window, glass & channel |
| 10000-10999 | 100A00-109A99 | Floor side & cross members | 30000-30199 | 300A00-301A99 | Quarter glass run & regulator |
| 11000-11099 | 110A00-110A99 | Underbody assy. | 30200-30299 | 302A00-302A99 | Quarter vent. window |
| 11100-11499 | 111A00-114A99 | Floor pan assy, silencers & pads | 30300-30699 | 303A00-306A99 | Qtr. window regulator & frame |
| 11500-11799 | 115A00-117A99 | Floor board assy. | 30700-30799 | 307A00-307A99 | Quarter ash receptacle |
| 11800-11999 | 118A00-119A99 | Open | 30800-30999 | 308A00-309A99 | Open |
| 12000-12099 | 120A00-120A99 | Floor board riser | 31000-31499 | 310A00-314A99 | Quarter trim assy. & assist loop |
| 12100-12299 | 121A00-122A99 | Floor trans. cover dust sealer | 31500-31599 | 315A00-315A99 | Open |
| 12300-12599 | 123A00-125A99 | Open | 31600-31899 | 316A00-318A99 | Qtr. arm rest assy. |
| 12600-12699 | 126A00-126A99 | Floor skid strip | 31900-31999 | 319A00-319A99 | Quarter panel spare wheel compt. |
| 12700-12999 | 127A00-129A99 | Open | 32000-32199 | 320A00-321A99 | Open |
| 13000-13199 | 130A00-131A99 | Floor mat & carpet | 32200-32399 | 322A00-323A99 | Side slats- supports-pads |
| 13200-13299 | 132A00-132A99 | Floor scuff plate | | | |
| 13300-13499 | 133A00-134A99 | Open | 32400-32499 | 324A00-324A99 | Quarter folding compt. -pkg. |
| 13500-13599 | 135A00-135A99 | Utility tray | 32500-39999 | 325A00-399A99 | Open |
| 13600-13799 | 136A00-137A99 | Open | 40000-40199 | 400A00-401A99 | Back door & luggage compartment |
| 14000-14199 | 140A00-141A99 | Member assy, body side frt. & rr. | 40200-40399 | 402A00-403A99 | Tail gate & back panel assy. |
| 14200-14299 | 142A00-142A99 | Sill assy. -floor pan cross front | 40400-40499 | 404A00-404A99 | Lift gate |
| 14300-19999 | 143A00-199A99 | Open | 40500-40599 | 405A00-405A99 | Open |
| 20000-20799 | 200A00-207A99 | Stripe kits & body parts | 40600-40699 | 406A00-406A99 | Luggage compt. door panel |
| 20800-21099 | 208A00-210A99 | Front door mldg. | 40700-40799 | 407A00-407A99 | Tail gate panel assy. |
| 21100-21299 | 211A00-212A99 | Front door frame | 40800-40999 | 408A00-409A99 | Back door & tail gate frame assy. |
| 21300-21399 | 213A00-213A99 | Open | 41000-41099 | 410A00-410A99 | Back door pillar fillers |
| 21400-22399 | 214A00-223A99 | Front door glass, lock & frame | 41100-41199 | 411A00-411A99 | Open |
| 22400-22499 | 224A00-224A99 | Front door handles | 41200-41299 | 412A00-412A99 | Deck pillar group |
| 22500-22599 | 225A00-225A99 | Open | 41300-41399 | 413A00-413A99 | Luggage compt. & lift gate door header |
| 22600-22699 | 226A00-226A99 | Front door inside handle & parts | | | |
| 22700-22799 | 227A00-227A99 | Open | 41400-41599 | 414A00-415A99 | Open |
| 22800-22899 | 228A00-228A99 | Front door hinge | 41600-41699 | 416A00-416A99 | Tail gate framing |
| 22900-22999 | 229A00-229A99 | Front door ventilating window | 41700-41899 | 417A00-418A99 | Back belt rail |
| 23000-23399 | 230A00-233A99 | Front door dovetail & regulator | 41900-41999 | 419A00-419A99 | Back door glass & framing |
| 23100-23499 | 231A00-234A99 | Front door & window regulators | 42000-42299 | 420A00-422A99 | Back window glass & frame assy. |
| 23500-23499 | 234A00-235A99 | Front door check parts | 42300-42499 | 423A00-424A99 | Back window garnish moulding |
| 23600-23699 | 236A00-236A99 | Open | 42500-42599 | 425A00-425A99 | Back door finish strip-mouldings |
| 23700-24199 | 237A00-241A99 | Front door trim & arm rest | 42600-42699 | 426A00-426A99 | Tail gate cross finish strip |
| 24200-24299 | 242A00-242A99 | Hydraulic window operating | 42700-42899 | 427A00-428A99 | Luggage compt. hinge assy. - lamp assy. |
| 24300-24599 | 243A00-245A99 | Center pillar assy. | | | |
| 24600-24999 | 246A00-249A99 | Door assys. & panels | 42900-42999 | 429A00-429A99 | Back door hinge & reinf. assy. |
| 25000-25099 | 250A00-250A99 | Door frame & pillar assy. | 43000-43099 | 430A00-430A99 | Tail gate hinge assy. |
| 25100-25399 | 251A00-253A99 | Door header & bottom | 43100-43199 | 431A00-431A99 | Back door & tail gate lock |
| 25400-25899 | 254A00-258A99 | Door glass & garnish mldg. | 43200-43399 | 432A00-433A99 | Luggage compt. lock assy. |

BODY BASIC NUMBERS and CORRESPONDING FUNCTION

| BASIC PART NO. SERIES | BASIC SERIES EXPANSION | PARTS WHICH QUALIFY BY FUNCTIONAL AREA | BASIC PART NO. SERIES | BASIC SERIES EXPANSION | PARTS WHICH QUALIFY BY FUNCTIONAL AREA |
|-----------------------|------------------------|--|-----------------------|------------------------|---|
| 43400-43499 | 434A00-434A99 | Back door handle assembly | 55000-55199 | 550A00-551A99 | Top luggage carrier |
| 43500-43699 | 435A00-436A99 | Luggage comp. locking handle | 55200-55999 | 552A00-559A99 | Open |
| 43700-43899 | 437A00-438A99 | Back door & lugg. compt. w/strip | 60000-60024 | 600A00-600A24 | Front seat complete-less trim |
| 43900-43999 | 439A00-439A99 | Tail gate bumper & dowel | 60025-60049 | 600A25-600A49 | Rear seat assy. -opera seat assy. |
| 44000-44099 | 440A00-440A99 | Back window regulator assy. | 60050-60099 | 600A50-600A99 | Front & rear seat assy. |
| 44100-44199 | 441A00-441A99 | Back door check assy. | 60100-60124 | 601A00-601A24 | Driver's seat adjustment |
| 44200-44299 | 442A00-442A99 | Luggage compt. lid support | 60125-60199 | 601A25-601A99 | Rear & deck seat-back assy. |
| 44300-44399 | 443A00-443A99 | Open | 60200-60299 | 602A00-602A99 | Driver's seat back assy. comp. |
| 44400-44599 | 444A00-445A99 | Tail gate support | 60300-60499 | 603A00-604A99 | Front seat cushion frame assy. |
| 44600-44699 | 446A00-446A99 | Back reinforcement brackets | 60500-60799 | 605A00-607A99 | Rear, aux. & opera cushion framing |
| 44700-44799 | 447A00-447A99 | Back door reinf. | 60800-61299 | 608A00-612A99 | Front seat cushion & back frame |
| 44800-45099 | 448A00-450A99 | L/compt. opening & tail gate reinf. | 61300-61399 | 613A00-613A99 | Rear seat back frame |
| 45100-45199 | 451A00-451A99 | Luggage compt. drain trough | 61400-61499 | 614A00-614A99 | Rear seat side pillar-front seat side board |
| 45200-45399 | 452A00-453A99 | Back trim & curtain | 61500-61599 | 615A00-615A99 | Rear seat side panel |
| 45400-45599 | 454A00-455A99 | Luggage compt. trim | | | |
| 45600-45699 | 456A00-456A99 | Luggage tool compartment | | | |
| 45700-45799 | 457A00-457A99 | Luggage comp. partition board | 61600-61699 | 616A00-616A99 | Front seat back panel |
| 45800-45899 | 458A00-458A99 | Luggage compt. shelf board | 61700-62099 | 617A00-620A99 | Front seat adjusting |
| 45900-45999 | 459A00-459A99 | Luggage compt. lamp assy. | 62100-62499 | 621A00-624A99 | Front & rear seat back reinf. |
| 46000-46099 | 460A00-460A99 | Compartment pkg. compartment | 62500-62599 | 625A00-625A99 | Driver & passenger seat suppt. - rear seat legs |
| 46100-46199 | 461A00-461A99 | Tool compartment | 62600-62799 | 626A00-627A99 | Front seat floor rest toe guard |
| 46200-46299 | 462A00-462A99 | Deck step | 62800-62899 | 628A00-628A99 | Front seat back robe cord |
| 46300-46399 | 463A00-463A99 | Back door trim | | | front seat back ash receptacle |
| 46400-46499 | 464A00-464A99 | Luggage compartment trim | 62900-63199 | 629A00-631A99 | Front seat cushion cover-center seat opera seat cushion |
| 46500-46999 | 465A00-469A99 | Package tray | 63100-63199 | 631A00-631A99 | Front, center, opera & rear seat cushion springs |
| 47000-47299 | 470A00-472A99 | Spare wheel compartment | 63200-63499 | 632A00-634A99 | Seat cushion pad, facing & end pipe |
| 47300-47999 | 473A00-479A99 | Open | 63500-63699 | 635A00-636A99 | Cushion button & welt binding |
| 48000-48099 | 480A00-480A99 | Rear rack assy. | | | |
| 48100-49999 | 481A00-499A99 | Open | | | |
| 50000-50299 | 500A00-502A99 | Roof & top assy. | | | |
| 50300-50799 | 503A00-507A99 | Folding top parts | | | |
| 50800-51299 | 508A00-512A99 | Roof reinforcement retainers | 63700-63799 | 637A00-637A99 | Front seat side carpet |
| 51300-51399 | 513A00-513A99 | Roof rail assembly | 63800-63899 | 638A00-638A99 | Rear & deck seat cushion cover |
| 51400-51599 | 514A00-515A99 | Top bow assy. & dome lamp-brackets & attaching parts | 64000-64099 | 640A00-640A99 | Driver's seat rear cover |
| 51600-51699 | 516A00-516A99 | Roof rib & slats | 64200-64399 | 642A00-643A99 | Partition window operating mech. |
| 51700-51799 | 517A00-517A99 | Roof drip & finish moulding | 64400-64599 | 644A00-645A99 | Front seat back cushion cover |
| 51800-51899 | 518A00-518A99 | Roof partition | 64600-64699 | 646A00-646A99 | Seat back, pad & division frame |
| 51900-52299 | 519A00-522A99 | Roof headlining & support | 64700-64899 | 647A00-647A99 | Front & center seat spring & pad |
| 52300-52499 | 523A00-524A99 | Roof binding & cardboard | 64800-64999 | 648A00-649A99 | Front, center & opera seat pad, cardboard & cover |
| 52500-52599 | 525A00-525A99 | Top back curtain | 65000-65099 | 650A00-650A99 | Front seat back facing |
| 52600-52699 | 526A00-526A99 | Open | 65100-65199 | 651A00-651A99 | Front seat back trim rail |
| 52700-52999 | 527A00-529A99 | Top deck & slide quarter | 65200-65299 | 652A00-652A99 | Front seat back cushion welt & moulding |
| 53000-53099 | 530A00-530A99 | Top stack-toggle | 65300-65399 | 653A00-653A99 | Front seat back wadding |
| 53100-53199 | 531A00-531A99 | Top landau-folding pillar | 65400-65499 | 654A00-654A99 | Front seat back misc. trim-hassock assy. |
| 53200-53399 | 532A00-533A99 | Top back curtain & hyd. mech. | | | |
| 53400-53499 | 534A00-534A99 | Top curtain container | 65500-65599 | 655A00-655A99 | Front seat back bellows |
| 53500-53699 | 535A00-536A99 | Top side curtain front & rear | 65600-65999 | 656A00-659A99 | Open |
| 53700-53799 | 537A00-537A99 | Top covers, pads and retainers | 66000-66099 | 660A00-660A99 | Pedestal seat |
| 53800-53899 | 538A00-538A99 | Quarter curtain | 66100-66599 | 661A00-665A99 | Open |
| 53900-54299 | 539A00-542A99 | Folding top & back stay pad | 66600-66899 | 666A00-668A99 | Rear & deck seat back cover, pad & spring |
| 54300-54399 | 543A00-543A99 | Roof pads & wadding-silencers | 66900-67099 | 669A00-670A99 | Rear seat cardboard & facing |
| 54400-54499 | 544A00-544A99 | Top dust hood & container | 67100-67199 | 671A00-671A99 | Rear seat back arm rest cover |
| 54500-54599 | 545A00-545A99 | Open | 67200-67299 | 672A00-672A99 | Rear seat arm rest |
| 54600-54799 | 546A00-547A99 | Folding top compt. & w/strip | 67300-67599 | 673A00-675A99 | Rear seat silencer & heelboard |
| 54800-54899 | 548A00-548A99 | Top hold down strap | | | |
| 54900-54999 | 549A00-549A99 | Roof ventilator | | | |

IMPORTANT: AS EACH INDIVIDUAL EXPANSION SERIES BECOMES EXHAUSTED OF NUMBERS, ANOTHER SERIES WILL BE ESTABLISHED BY USE OF THE NEXT ALPHABETICAL EXPANSION LETTER SUCH AS 'B' thru 'Z'.



FORD TRUCK PARTS

MOTORCRAFT PART NUMBERS



To facilitate the stocking and handling of those service parts which are assigned both service part numbers and Motorcraft sales part numbers, the Motorcraft sales part numbers are shown in parenthesis immediately following or below the service part numbers.

For example, refer to Section 96, page 10 Group 9601. The service part number for a carburetor air cleaner element used on a 1969 F100 with a manual transmission and 6 cylinder 240 C.I.D. engine is C8TZ 9601-A and the Motorcraft sales part number is FA-52. In the catalog this item is shown as C8TZ 9601-A(FA-52).

SYMBOLS USED REGULARLY in CATALOG

★ Symbol indicates part is not supplied for service due to the following:

- A. Part is superseded and replaced as indicated in the description column of text.
- B. Part can be improvised as indicated in the description column of text.
- C. Due to its function there would be little or no demand.

Always refer to the description column of the text for possible substitution, or for material specifications and dimensions which may be helpful in obtaining the non serviced part locally.

FORMATS

Various formats are used throughout this catalog to coincide with the normal procedure for selecting the affected part numbers. Most areas of the catalog use a format arranged in the order shown below:

Column -

- 1 Model year
- 2 Type of vehicle or equipment within a specific model year
- 3 Description, size, etc.
- 4 Quantity required per vehicle
- 5 Complete part number

Formats peculiar to a particular area of the catalog are generally self explanatory. When necessary, instructions are shown at the beginning of the affected group. For instance, the various charts and parts list method of cataloging in the Carburetor Section are explained on Page 1 of Section 95.

MODEL YEAR APPLICATION

Model year application is indicated by showing the first year followed by a diagonal line to indicate continued usage in all subsequent years until the insertion of the last year of usage, which will then be shown after the diagonal line. If no diagonal line is shown the part is applicable only to the year indicated.

Example:

- | | |
|-------|---|
| 64/ | indicates part used 1964 through subsequent models. |
| 64/69 | indicates part used 1964 through 1969 model years. |
| 67 | indicates part used 1967 model year only. |



MODEL CODES

Truck models are listed throughout this catalog by truck series.
 A listing of series codes shown on rating or warranty plates and certification labels is included in this section on pages 33 and 34.
 Refer to these pages to determine the series listed in the text of the catalog.
 Model application is often consolidated as shown below:

Example:

F100/350 means F100 thru F350 or F100, F250, F350.
 and: B-F-N500/600 means B500, B600, F500, F600, N500, N600.

DIESEL ENGINE MODELS

THE FOLLOWING LIST INDICATES THE MERCHANDISED SERIES, THE YEAR RANGE AND THE CORRESPONDING SERIES SHOWN IN THE CATALOG.

| SERIES | YEAR | ◇ CATALOGED AS | SERIES | YEAR | ◇ CATALOGED AS |
|---------|-------|-----------------|----------|-------|-----------------|
| B6000 | 67/71 | B600 (Diesel) | LT8000 | 70/ | LT800 (Diesel) |
| B7000 | 67/ | B700 (Diesel) | LT9000 | 70/ | LT900 (Diesel) |
| C6000 | 64/ | C600 (Diesel) | LTS8000 | 70/ | LTS800 (Diesel) |
| C7000 | 64/ | C700 (Diesel) | LTS9000 | 70/ | LTS900 (Diesel) |
| C8000 | 66/ | C800 (Diesel) | N6000 | 64/69 | N600 (Diesel) |
| F6000 | 67/ | F600 (Diesel) | N7000 | 64/69 | N700 (Diesel) |
| F7000 | 67/ | F700 (Diesel) | N8000 | 68/69 | N800 (Diesel) |
| F8000 | 66/69 | F800 (Diesel) | N950-D | 64/66 | N950 (Diesel) |
| F950-D | 64/69 | F950 (Diesel) | N1000-D | 64/69 | N1000 (Diesel) |
| F1000-D | 64/69 | F1000 (Diesel) | N1100-D | 64/65 | N1100 (Diesel) |
| F1100-D | 64/65 | F1100 (Diesel) | NT850-D | 64/69 | NT850 (Diesel) |
| H1000-D | 64/66 | H1000 (Diesel) | NT950-D | 64/69 | NT950 (Diesel) |
| HT950-D | 64/66 | HT950 (Diesel) | P3500 | 64/ | P350 (Diesel) |
| L8000 | 70/ | L800 (Diesel) | P4000 | 64/ | P400 (Diesel) |
| L9000 | 70/ | L900 (Diesel) | P5000 | 64/ | P500 (Diesel) |
| LN6000 | 70/ | LN600 (Diesel) | T8000 | 66/69 | T800 (Diesel) |
| LN7000 | 70/ | LN700 (Diesel) | T850-D | 64/69 | T850 (Diesel) |
| LN8000 | 70/ | LN800 (Diesel) | T950-D | 64/69 | T950 (Diesel) |
| LN9000 | 70/ | LN900 (Diesel) | W9000 | 70/ | W900 |
| LNT8000 | 70/ | LNT800 (Diesel) | W1000-D | 66/70 | W1000 |
| LNT9000 | 70/ | LNT900 (Diesel) | WT1000-D | 66/70 | WT1000 |
| | | | WT9000 | 70/ | WT900 |

◇ The designation (Gas) or (Diesel) will be shown only when necessary to clarify differences in application on similar items for which unique part numbers are required.

For example: unique to Gas -LN900(Gas) not available with Gas -W900
 unique to Diesel -LN900(Diesel) not available with Diesel -F100
 common to Gas and Diesel -LN900

FORD TRUCK PARTS



PARTS IDENTIFICATION

To assist in the identification of various parts and major assemblies, identification numbers are shown on the parts themselves or on tags or plates attached to selected major assemblies. Reference to identification numbers is made throughout the catalog, and cross reference charts are provided in some areas to facilitate the selection of the service part number when the identification number is known. It is most important that identification tags and plates be retained with the part or assembly with which they are originally furnished.

SOFT TRIM

Soft Trim parts are arranged in separate sections by model year i.e. 1964, 1965 etc. To determine the complete part number of certain soft trim parts it is necessary to know the "Trim Code" which is shown on the Rating or Warranty Plate (refer to pages 25 thru 30). Instructions for selecting the required soft trim parts are included at the beginning of each Soft Trim Section.

ATTACHING PARTS (NUTS, BOLTS, ETC.) and LOCATOR CODES

Standard and utility hardware, such as bolts, screws, fittings, etc. are listed below the part with which they are used. To simplify the stocking and handling of standard and utility parts by Ford dealers, locator codes are preassigned by Ford Motor Company. The locator codes are shown in parentheses immediately following or below the standard and utility part numbers.

For example, refer to Section 83, Page 1, Group 8302. The part number for the bolt which attaches the brace to the R. H. & L. H. side member is 45741-S7-8 and the locator code is B218. In the catalog this item is shown as 45741-S7-8(B218).

LIQUID MEASURE

Most liquid measures listed in this catalog are in U.S. sizes and certain other liquid measures (unique to Canada) listed in this catalog are in Canadian sizes. The following chart provides an understanding and a translation of U.S. to Canadian and Canadian to U.S. sizes.

| | <u>1/2 pt.</u> (capacity in ounces) | <u>Pint</u> (capacity in ounces) | <u>Quart</u> (capacity in ounces) | <u>Gallon</u> (capacity in ounces) |
|--------|--|-------------------------------------|--------------------------------------|---------------------------------------|
| Canada | 10 | 20 | 40 | 160 |
| U.S. | 8 | 16 | 32 | 128 |

Example: 5 U.S. Quarts (160 ounces) equal 4 Canadian Quarts (160 ounces) or 1 Canadian Gallon.

**GENERAL
INFORMATION**

FORD TRUCK PARTS

MASTER CROSS REFERENCE GUIDE FOR THE TRUCK SPECIFICATION LIST (T.S.L.)



| <u>Date</u> | <u>Refer To Pages</u> |
|--------------------|-----------------------|
| 8/14/67 to 2/11/69 | 12 and 13 |
| 2/11/69 to 5/1/72 | 14 and 15 |
| From 5/1/72 | 16 thru 21 |

A Truck Specification List (as shown on next page) was placed in the glove box of truck models B700/750, C-CT500/1000, F700/1000, N-NT500/1000, T800/950, W-WT1000 built at the Louisville Assy. Plant starting 8/14/67. Use the listing below to determine where to look in the catalog for service part numbers or parts lists covering the numbers shown on the Truck Specification List until 2/11/69. See above for later years.

NOTE. Check the catalog even though the "D.S.O." box is checked on the Truck Specification List. An assy. which is "D.S.O." on one model may be listed in the catalog if it is a regular option on another model. Contact your distribution center for help in securing D.S.O. items which do not appear in the catalog.

| -8/14/67 TO 2/11/69 | | | | | |
|---------------------|---|--------------------------------------|-----------------|--------------|---------------|
| ITEM NO. | DESCRIPTION | BASIC NUMBER | CATALOG SECTION | CATALOG PAGE | CATALOG GROUP |
| 1 | Brake assy. -front R. H. | 2010, *3004, *3005 | 20.1 | 1 | |
| 2 | Brake assy. -front L. H. | 2011, *3004, *3005 | 20.1 | 1 | |
| 3 | Brake assy. -rear R. H. | 2209 | 22.1 | 1 | |
| 4 | Brake assy. -rear L. H. | 2210 | 22.1 | 1 | |
| 5 | Brake chamber assy. -front | 2025, *3004 | 20 | | 2025 |
| 6 | Brake chamber assy. -rear single axle or rear rear tandem | 2025, 2225 | 22 | | 2225 |
| 7 | Brake chamber assy. -forward rear axle tandem | 2025, 2225 | 22 | | 2225 |
| 8 | Brake booster assy. -single axle or rear rear tandem | 2005, 2B195 | 23.1 | 1 | |
| 9 | Brake booster assy. -forward rear tandem only | 2005 | 23.1 | 1 | |
| 10 | Alternator | 10300 | 103 | 1 | |
| 11 | Wiring-dash panel to engine | 14398 | 140 | | 14398 |
| 12 | Wiring-cowl | 14401 | 144 | | 14401 |
| 13 | Front spring | 5310 | 53 | | 5310 |
| 14 | Rear spring-single axle | 5560 | 55 | | 5560 |
| | -tandem axle | (Refer to item 15) | 57 | | 5888 |
| 15 | Tandem suspension assy. | 5A547, 5888, 5890 | 57 | | 5888 |
| 16 | Front axle assy. | 3004, 3005, 3010 | 30 | 1 | |
| 17 | Tie rod | *3004-5, 3280 | 32 | | 3280 |
| 18 | Steering Gear | 3503, 3504, 3E528 | 35.1 | | 3504 |
| 19 | Speedometer gear-driving | 17285 | 172 | 1 | |
| 20 | Speedometer gear-driven | 17322 | 172 | 1 | |
| 21 | Auxiliary transmission | 7A218, 77900, 4446543 | 70 | 5 | |
| 22 | Driveshaft #1 | 4602, 4605, 4606, 4810 4817, 4964 | 46A | 1 | |
| 23 | Driveshaft #2 | | | | |
| 24 | Driveshaft #3 | | | | |
| 25 | Driveshaft #4 | | | | |
| 26 | Rear axle assy. -single axle or rear rear tandem only | 4004, 4005, 4006, 4A297 | 40 | 4 | |
| 27 | Rear axle-forward rear tandem only | 4005, 4A298, 4304, 4305 | 40 | 4 | |
| 28 | Gear shift tower assy. | 7B101, 7B124, 7201, 7210 | 72.1 | 1 | |
| 29 | Auxiliary gear shift assy. | 7B072 | 72.1 | 1 | |
| 30 | Transmission assy. | 7000, 7003, 7004 | 70 | 1 | |
| 31 | Engine | Code N113J & up | 60 | 1 | |
| 32 | Hub or spider & drum-front | 1013 (spoke), 1102, 1103 (disc) | 11 | | 1104 |
| 33 | Hub or spider & drum-rear single axle or rear rear tandem | 1113, 1114 | 11 | | 1109 |
| 34 | Hub or spider & drum-forward rear if different from rear rear (tandem only) | 1113, 1114 | 11 | | 1109 |
| 35 | Disc wheels or rims-front | 1015, 1020, 1030 | 10 | 4 | |
| 36 | Disc wheels or rims-rear | 1015, 1020, 1030 | 10 | 4 | |

* If T.S.L. says "See Front Axle" or "SFA", look up the front axle assy. number in the catalog section shown to the right.

FORD TRUCK PARTS

FORD MOTOR COMPANY TRUCK SPECIFICATION LIST

Click Here To Order

BUY IT NOW!

100% GUARANTEED

| SERIES | WHEEL BASE | DSO REFERENCE NO. | SERIAL NO. |
|--|------------|-------------------|------------|
| WHEELS - HUBS - DRUMS | | | |
| HUB OR SPIDER & DRUM FRONT (32) DSO | | | |
| HUB OR SPIDER & DRUM REAR SINGLE AXLE OR REAR/REAR, IF TANDEM (33) DSO | | | |
| HUB OR SPIDER & DRUM FORWARD REAR IF DIFFERENT FROM REAR/REAR (TANDEM ONLY) (34) DSO | | | |
| DISC WHEELS OR RIMS FRONT (35) DSO | | | |
| DISC WHEELS OR RIMS REAR (36) DSO | | | |
| POWER TRAIN | | | |
| AUXILIARY TRANSMISSION (21) DSO | | | |
| DRIVESHAFT # 1 (22) DSO | | | |
| DRIVESHAFT # 2 (23) DSO | | | |
| DRIVESHAFT # 3 (24) DSO | | | |
| DRIVESHAFT # 4 (25) DSO | | | |
| REAR AXLE ASSY. SINGLE AXLE OR REAR/REAR, (TANDEM ONLY) (26) DSO | | | |
| REAR AXLE ASSY. FORWARD REAR (TANDEM ONLY) (27) DSO | | | |
| GEAR SHIFT TOWER ASSY. (28) DSO | | | |
| AUXILIARY GEAR SHIFT ASSY. (29) DSO | | | |
| TRANSMISSION ASSY. -78072- (30) DSO | | | |
| ENGINE (31) DSO | | | |
| SUSPENSION | | | |
| FRONT SPRING (13) DSO | | | |
| REAR SPRING-SINGLE AXLE -5310- (14) DSO | | | |
| TANDEM SUSPENSION ASSY. -5560- (15) DSO | | | |
| FRONT AXLE & STEERING | | | |
| FRONT AXLE ASSY. (16) DSO | | | |
| TIE ROD (17) DSO | | | |
| STEERING GEAR -3280- (18) DSO | | | |
| MISCELLANEOUS | | | |
| SPEEDOMETER GEAR-DRIVING (19) DSO | | | |
| SPEEDOMETER GEAR-DRIVEN -17322- (20) DSO | | | |
| ELECTRICAL | | | |
| ALTERNATOR (10) DSO | | | |
| WIRING DASH PANEL TO ENGINE (11) DSO | | | |
| WIRING-COWL (12) DSO | | | |
| INSPECTOR | | | |

RETAIN ONE COPY OF THIS LIST IN TRUCK AT ALL TIMES

IT CONTAINS THE INFORMATION NECESSARY TO CORRECTLY IDENTIFY THE COMPONENTS SHOWN

ADDITIONAL COPIES AVAILABLE ON REQUEST FROM:

AUTOLITE/FORD PARTS DIVISION
SPECIAL ORDER SECTION
P.O. BOX 3020
LIVONIA, MICHIGAN 48151

ENCLOSE \$1.00 FOR EACH COPY. IDENTIFY THE VEHICLE BY SERIAL NUMBER SHOWN ABOVE

1 - COMPANY MASTER FILE

MEG ENG 87 AAD-7125 LSVL (PRINTED IN U.S.A.)





MASTER CROSS REFERENCE GUIDE FOR THE TRUCK SPECIF

- FROM 2/11/69 TO 5/1/72

Truck Specification Lists for Louisville-built models from 2/11/69 to 5/1/72 were of the type shown on the next page. From 2/11/69 to 4/30/70, the T.S.L. was on 10" x 11" paper and was placed in the glove box. Starting 5/1/70, one copy of the T.S.L. was reduced to a 5" x 6 1/4" decal and affixed as follows -

B Series & F Cowl Models - Taped in glove box, to be applied after unit is completed at body company

C-CT Series - Bottom of passenger door

F & L Series (except cowl) - Between back glass and door facing on passenger side of cab

W-WT Series - Side of center console on passenger side of cab

Use the listing below to determine service part numbers or parts lists for the numbers shown on the T.S.L.

NOTE. Check the catalog even though the "D.S.O." box is checked on the Truck Specification List. An assy. which is "D.S.O." on one model may be listed in the catalog if it is a regular option on another model. Contact your distribution center for help in securing D.S.O. items which do not appear in the catalog.

| ITEM NO. | DESCRIPTION | BASIC NUMBER | CATALOG SECTION | CATALOG PAGE | CATALOG GROUP |
|----------|---|---|-----------------|--------------|---------------|
| 1 | Brake assy. front - RH | 2010, *3004, *3005 | 20.1 | 1 | |
| 2 | Brake assy. front - LH | 2011, *3004, *3005 | 20.1 | 1 | |
| 3 | Brake assy. rear - RH - single axle or fwd rear tandem | 2209 | 22.1 | 1 | |
| 4 | Brake assy. rear - RH - rear rear tandem only | 2209 | 22.1 | 1 | |
| 5 | Brake assy. rear - LH - single axle or fwd. rear tandem | 2210 | 22.1 | 1 | |
| 6 | Brake assy. rear - LH - rear rear tandem only | 2210 | 22.1 | 1 | |
| 7 | Brake chamber assy. front | 2025, *3004 | 20 | | 2025 |
| 8 | Brake chamber assy. rear (See T.S.L. sample) | 2025, 2225 | 22 | | 2225 |
| 9 | Brake chamber assy. rear (See T.S.L. sample) | 2025, 2225 | 22 | | 2225 |
| 10 | Brake chamber assy. rear (See T.S.L. sample) | 2025, 2225 | 22 | | 2225 |
| 11 | Brake chamber assy. rear (See T.S.L. sample) | 2025, 2225 | 22 | | 2225 |
| 12 | Brake booster assy. | 2005 | 23.1 | 1 | |
| 13 | Alternator | 10300 | NOTE 1 | 103 | 1 |
| 14 | Wiring (dash to eng.) | 14398 | 140 | | 14398 |
| 15 | Wiring (cowl) | 14401, 14444 | 144 | | 14401 |
| 16 | Front spring | 5310 | 53 | | 5310 |
| 17 | Rear spring-single axle | 5560 | 55 | | 5560 |
| | -tandem axle | (Refer to items 18 & 19) | 57 | | 5888 |
| 18 | Tandem susp. assy. - RH | 5A547, 5888 | NOTE 1 | 57 | 5888 |
| 19 | Tandem susp. assy. - LH | 5A547, 5890 | 57 | | 5888 |
| 20 | Front axle assy. | 3004, 3005, 3010 | NOTE 1 | 30 | 1 |
| 21 | Tie rod | *3004-5, 3280 | 32 | | 3280 |
| 22 | Steering gear | 3503, 3504, 3E528 | NOTE 1 | 35.1 | 3504 |
| 23 | Power steering pump | 3K514, 3606, 3D639, 3A674, 3A691, 3A696 | 36.1 | 8 | |
| 24 | Speedometer gear-driving | 17285 | 172 | 1 | |
| 25 | Speedometer gear-driven | 17322 | 172 | 1 | |
| 26 | Vehicle identification label (not serviced) | | | | |
| 27 | Engine | Code N113J & up | NOTE 1 | 60 | 1 |
| 28 | Main transmission assy. | 7000, 7003, 7004 | NOTE 1 | 70 | 5 |
| 29 | Main trans. gear shift tower | 7B101, 7B124, 7201, 7210 | 72.1 | 1 | |
| 30 | Auxiliary transmission | 7A218, 77900, 4446543 | NOTE 1 | 70 | 1 |
| 31 | Aux. trans. gear shift assy. | 7B072 | 72.1 | 1 | |
| 32 | 4606 shaft (main trans. to aux.) | 4605, 4606 | 46A | 1 | |
| 33 | 4817 Coupling shaft | 4817 | 46A | 1 | |
| 34 | 4810 Intermediate shaft | 4810 | 46A | 1 | |
| 35 | 4602 Drive shaft | 4602 | 46A | 1 | |
| 36 | 4964 Inter-axle drive shaft | 4964 | 46A | 1 | |
| 37 | Rear axle assy. -single axle or rear rear tandem only | 4004, 4005, 4006, 4A297 | NOTE 1 | 40 | 4 |
| 38 | Rear axle assy. - forward rear tandem only | 4A298, 4304, 4305 | NOTE 1 | 40 | 4 |
| 39 | Hub or spider & drum frt. -R. H. | 1013(spoke), 1102, 1103(disc) | 11 | | 1104 |
| 40 | Hub or spider & drum frt. -L. H. | 1013(spoke), 1102, 1103(disc) | 11 | | 1104 |
| 41 | Spider & drum rear A/A or R. H. disc. hub (single axle or rear rear tandem) | 1113 | 11 | | 1109 |
| 42 | Disc hub rear -L.H.only (single axle or rear rear tandem) | 1114 | 11 | | 1109 |
| 43 | Hub or spider & drum (See T.S.L. sample) | 1113 | 11 | | 1109 |
| 44 | Hub or spider & drum (See T.S.L. sample) | 1114 | 11 | | 1109 |
| 45 | Wheels or rims A/A or frt. if mixed | 1015, 1020, 1030 | 10 | 4 | |
| 46 | Wheels or rims rear only if mixed | 1015, 1020, 1030 | 10 | 4 | |

* If T.S.L. indicates to "See Front Axle", look up the front axle assy. number in the catalog section shown to the right.

NOTE 1 - Manufacturer identification for these parts was added to Truck Specification Lists in November, 1969. Refer to catalog section as listed for details.

FORD TRUCK PARTS



FORD MOTOR COMPANY TRUCK SPECIFICATION LIST-FROM 2/11/69 TO 5/1/72

| SERIES | | WHEELBASE | | DSO REFERENCE NO. | | SERIAL NO. | |
|--|-----|------------------------------------|-----|---|-----|---|-----|
| BRAKE SYSTEM | | ELECTRICAL | | POWER TRAIN | | WHEELS - HUBS - DRUMS | |
| BRAKE ASSY FRONT - RH (1) | DSO | ALTERNATOR (13) | DSO | ENGINE (27) | DSO | HUB OR SPIDER & DRUM FRT - RH (39) | DSO |
| BRAKE ASSY FRONT - LH (2) | DSO | WIRING (DASH TO ENG) (14) | DSO | MAIN TRANSMISSION ASSY (28) | DSO | HUB OR SPIDER & DRUM FRT - LH (40) | DSO |
| BRAKE ASSY REAR - RH - SINGLE AXLE OR FWD REAR TANDEM (3) | DSO | WIRING (COWL) (15) | DSO | MAIN TRANS GEAR SHIFT TOWER (29) | DSO | SPIDER & DRUM REAR A/A OR RH DISC HUB (SINGLE AXLE OR REAR REAR TANDEM) (41) | DSO |
| | | SUSPENSION | | AUXILIARY TRANSMISSION | | | |
| BRAKE ASSY REAR - RH - REAR REAR TANDEM ONLY (4) | DSO | FRONT SPRING (16) | DSO | AUX TRANS GEAR SHIFT ASSY (30) | DSO | DISC HUB REAR - LH ONLY (SINGLE AXLE OR REAR REAR TANDEM) (42) | DSO |
| | | REAR SPRING (17) | | AUX TRANS GEAR SHIFT ASSY (31) | | | |
| BRAKE ASSY REAR - LH - SINGLE AXLE OR FWD REAR TANDEM (5) | DSO | TANDEM SUSP ASSY - RH (18) | | 4606 SHAFT (MAIN TRANS TO AUX) (32) | | HUB OR SPIDER & DRUM FWD REAR RH IF DIFF FROM REAR REAR TANDEM (43) | |
| | | TANDEM SUSP ASSY - LH (19) | | 4817 COUPLING SHAFT (33) | | HUB OR SPIDER & DRUM FWD REAR LH IF DIFF FROM REAR REAR TANDEM (44) | |
| BRAKE ASSY REAR - LH - REAR REAR TANDEM ONLY (6) | DSO | | | 4810 INTERMEDIATE SHAFT (34) | | WHEELS OR RIMS A/A OR FRT IF MIXED (45) | |
| | | FRONT AXLE & STEERING | | | | | |
| BRAKE CHAMBER ASSY FRONT (7) | DSO | FRONT AXLE ASSY (20) | | 4602 DRIVE SHAFT (35) | | WHEELS OR RIMS REAR ONLY IF MIXED (46) | |
| BRAKE CHAMBER ASSY REAR - REAR OF SINGLE AXLE OR REAR OF REAR - REAR TANDEM IF DIFF FROM FWD REAR (8) | DSO | TIE ROD (21) | | 4964 INTER-AXLE-DRIVE SHAFT (36) | | <p>RETAIN ONE COPY OF THIS LIST IN TRUCK AT ALL TIMES</p> <p>IT CONTAINS THE INFORMATION NECESSARY TO CORRECTLY IDENTIFY THE COMPONENTS SHOWN.</p> <p>ADDITIONAL COPIES AVAILABLE ON REQUEST FROM: AUTOLITE FORD PARTS DIVISION SPECIAL ORDER SECTION P.O. BOX 3020 LIVONIA, MICHIGAN 48151</p> <p>VEHICLES SOLD IN CANADA FORD MOTOR CO. OF CANADA LTD. P & A DIV. SPECIFICATIONS DEPT. 8000 DIXIE ROAD BRAMALEA, ONTARIO</p> <p>ENCLOSE \$1.00 FOR EACH COPY. IDENTIFY THE VEHICLE BY SERIAL NUMBER SHOWN ABOVE.</p> | |
| BRAKE CHAMBER ASSY REAR - FRT OF SINGLE AXLE OR FRT OF REAR REAR TANDEM IF DIFF FROM FWD REAR (9) | DSO | STEERING GEAR (22) | | REAR AXLE ASSY - SINGLE AXLE OR REAR REAR TANDEM ONLY (37) | | | |
| BRAKE CHAMBER ASSY REAR - REAR OF FWD REAR TANDEM IF DIFF FROM REAR REAR (10) | DSO | POWER STEERING PUMP (23) | | REAR AXLE ASSY - FORWARD REAR TANDEM ONLY (38) | | | |
| | | SPEEDOMETER - GEARS | | | | | |
| BRAKE CHAMBER ASSY REAR - FRT OF FWD REAR TANDEM IF DIFF FROM REAR REAR (11) | DSO | SPEEDOMETER GEAR - DRIVING (24) | | | | | |
| | | SPEEDOMETER GEAR - DRIVEN (25) | | | | | |
| BRAKE BOOSTER ASSY (12) | DSO | | | | | | |
| | | | | | | | |
| | | | | | | | |

MASTER CROSS REFERENCE GUIDE FOR THE TRUCK SPEC
- From 5/1/72

A revised T.S.L. for Louisville-built trucks was put into use on May 1, 1972 and was o.
T.S.L.'s are reduced to a decal and affixed as follows:

- B Series & F cowl models - taped in glove box, to be applied after unit is completed at body company
- C-CT Series - bottom of passenger door
- F & L Series (except cowl) - between back glass and door facing on passenger side of cab
- W-WT Series - side of center console on passenger side of cab

Use the listing below to determine service part numbers or parts lists for the numbers shown on the upper part of the T.S.L.
Use the information on page 18 to decode the information shown in the lower part of the T.S.L.

NOTE: Check the catalog even though the D.S.O. box is checked on the upper part of the T.S.L. An assy. which is "D.S.O." on one model may be listed in the catalog if it is a regular option on another model. Contact your distribution center for help in securing D.S.O. items which do not appear in the catalog.

T.S.L. UPPER SECTION

| ITEM | DESCRIPTION | BASIC NUMBER | CATALOG SECTION | CATALOG PAGE | CATALOG GROUP |
|------|---|--|-----------------|--------------|---------------|
| 1 | Brake assy. front-R.H. | 2010,*3004,*3005 | 20.1 | 1 | |
| 2 | Brake assy. front-L.H. | 2011,*3004,*3005 | 20.1 | 1 | |
| 3 | Brake assy.-RR-R.H.-single axle or fwd rear tandem | 2209 | 22.1 | 1 | |
| 4 | Brake assy.-RR-R.H.-rear rear tandem only | 2209 | 22.1 | 1 | |
| 5 | Brake assy.-RR-L.H.-single axle or fwd rear tandem | 2210 | 22.1 | 1 | |
| 6 | Brake assy.-RR-L.H.-rear rear tandem only | 2210 | 22.1 | 1 | |
| 7 | Brake chamber assy.-front | 2025,*3004 | 20 | | 2025 |
| 8 | Brake chamber assy.-rear (See T.S.L. sample) | 2025,2225 | 22 | | 2225 |
| 9 | Brake chamber assy.-rear (See T.S.L. sample) | 2025,2225 | 22 | | 2225 |
| 10 | Brake chamber assy.-rear (See T.S.L. sample) | 2025,2225 | 22 | | 2225 |
| 11 | Brake chamber assy.-rear (See T.S.L. sample) | 2025,2225 | 22 | | 2225 |
| 12 | Brake booster assy. | 2005 | 23.1 | 1 | |
| 15 | Alternator | 10300 | 103 | 1 | |
| 16 | Wiring (dash to engine) | 14398 | 140 | | 14398 |
| 17 | Wiring (cowl) | 14401,14444 | 144 | | 14401 |
| 18 | Front spring | 5310 | 53 | | 5310 |
| 19 | Rear spring-single axle -tandem axle | 5560 (Refer to items 20 & 21) | 55 57 | | 5560 5888 |
| 20 | Tandem suspension assy.-R.H. | 5A547,5888 | 57 | | 5888 |
| 21 | Tandem suspension assy.-L.H. | 5A547,5890 | 57 | | 5888 |
| 22 | Front axle assy. | 3004,3005,3010 | 30 | 1 | |
| 23 | Tie rod | *3004-5,3280 | 32 | | 3280 |
| 24 | Steering gear | 3503,3N503,3504,3E528 | 35.1 | 1 | |
| 25 | Power steering pump | 3K514,3606,3D639,3A674, 3A691,3A696 | 36.1 | 1 | |
| 26 | Speedometer gear-driving | 17285 | 172 | 1 | |
| 27 | Speedometer gear-driven | 17322 | 172 | 1 | |
| 28 | Engine | Code N113J & up | 60 | 1 | |
| 29 | Main transmission assy. | 7000,7003,7004 | 70 | 5 | |
| 30 | Main transmission gearshift tower | 7B101,7B124,7201,7210 | 72.1 | 1 | |
| 31 | Auxiliary transmission | 7A218,77900,4446543 | 70 | 1 | |
| 32 | Auxiliary transmission gearshift assy. | 7B072 | 72.1 | 1 | |
| 33 | 4606 Shaft (main transmission to aux. transmission) | 4605,4606 | 46A | 1 | |
| 34 | 4817 Coupling shaft | 4817 | 46A | 1 | |
| 35 | 4810 Intermediate shaft | 4810 | 46A | 1 | |
| 36 | 4602 Driveshaft | 4602 | 46A | 1 | |
| 37 | 4964 Inter-axle driveshaft | 4964 | 46A | 1 | |
| 38 | Rear axle assy.-single axle or rear rear tandem only | 4004,4005,4006,4A297 | 40 | 4 | |
| 39 | Rear axle assy.-fwd rear tandem only | 4A298,4304,4305 | 40 | 4 | |
| 41 | Hub or spider & drum-front-R.H. | 1013 (spoke),1102-3 (disc) | 11 | | 1104 |
| 42 | Hub or spider & drum-front-L.H. | 1013 (spoke),1102-3 (disc) | 11 | | 1104 |
| 43 | Spider & drum rear A/A (all around) or R.H. disc hub (single axle or rear rear tandem) | 1113 | 11 | | 1109 |
| 44 | Disc hub rear-L.H. only (single axle or rear rear tandem) | 1114 | 11 | | 1109 |
| 45 | Hub or spider & drum (See T.S.L. sample) | 1113 | 11 | | 1109 |
| 46 | Hub or spider & drum (See T.S.L. sample) | 1114 | 11 | | 1109 |
| 47 | Wheels or rims A/A (all around) or front if mixed | 1015,1020,1030 | 10 | 4 | |
| 48 | Wheels or rims rear only if mixed | 1015,1020,1030 | 10 | 4 | |

* If T.S.L. indicates "See Front Axle", look up the front axle assy. number in the catalog section shown to the right.

FORD TRUCK PARTS



FORD MOTOR COMPANY TRUCK SPECIFICATION LIST

Mfg Eng May 72 **AAD7125-KTP** (Printed in U.S.A.) To Be Used With Ford Truck Parts Catalog 1 - COMPANY MASTER COP.

| Series | Wheelbase | DSO Reference No. | Serial No. |
|--|-----------|--|------------|
| BRAKE SYSTEM | | | |
| Brake Assy Front - RH (1) | DSO 1 | Alternator (15) | DSO 15 |
| Brake Assy Front - LH (2) | DSO 2 | Wiring (Dash to Eng) (16) | DSO 16 |
| Brake Assy -RR-RH-Sgl Axle or Fwd RR Tand (3) | DSO 3 | Wiring (Cow) (17) | DSO 17 |
| Brake Assy -RR-RH-RR-RR Tand Only (4) | DSO 4 | SUSPENSION | |
| Brake Assy -RR-LH-Sgl Axle or Fwd RR Tand (5) | DSO 5 | Front Spring (18) | DSO 18 |
| Brake Assy -RR-LH-RR-RR Tand Only (6) | DSO 6 | Rear Spring (19) | DSO 19 |
| Brake Chamber Assy - Front (7) | DSO 7 | Tandem Susp Assy - RH (20) | DSO 20 |
| Brake Chamber Assy - Rear - Rear of Single Axle or Rear of RR-RR Tand a/ (8) | DSO 8 | Tandem Susp Assy - LH (21) | DSO 21 |
| Brake Chamber Assy - Rear - Frt of Single Axle or Frt of RR-RR Tand a/ (9) | DSO 9 | FRONT AXLE & STEERING | |
| Brake Chamber Assy - Rear - Rear of Fwd Rear Tandem a/ (10) | DSO 10 | Front Axle Assy (22) | DSO 22 |
| Brake Chamber Assy - Rear - Frt of Fwd Rear Tandem a/ (11) | DSO 11 | Tie Rod (23) | DSO 23 |
| Brake Booster Assy (12) | DSO 12 | Steering Gear (24) | DSO 24 |
| (13) | DSO 13 | Power Steering Pump (25) | DSO 25 |
| (14) | DSO 14 | SPEEDOMETER - GEARS | |
| a/ If Different from Opposite Tandem Axle | DSO 14 | Speedometer Gear - Driving (26) | DSO 26 |
| | | Speedometer Gear - Driven (27) | DSO 27 |
| | | Engine (28) | DSO 28 |
| | | Main Transmission Assy (29) | DSO 29 |
| | | Main Trans Gear Shift Tower (30) | DSO 30 |
| | | Auxiliary Transmission (31) | DSO 31 |
| | | Aux Trans Gear Shift Assy (32) | DSO 32 |
| | | 4606 Shaft (Main Trans to Aux) (33) | DSO 33 |
| | | 4617 Coupling Shaft (34) | DSO 34 |
| | | 4610 Intermediate Shaft (35) | DSO 35 |
| | | 4602 Drive Shaft (36) | DSO 36 |
| | | 4964 Inter-Axle-Drive Shaft (37) | DSO 37 |
| | | Rear Axle Assy - Sgl Axle or RR-RR Tand Only (38) | DSO 38 |
| | | Rear Axle Assy - Fwd RR Tand Only (39) | DSO 39 |
| | | (40) | DSO 40 |
| | | Hub or Spider & Drum Frt - RH (41) | DSO 41 |
| | | Hub or Spider & Drum Frt - LH (42) | DSO 42 |
| | | Spider & Drum Rear A/A or RH Disc Hub (Single Axle or RR-RR Tandem) (43) | DSO 43 |
| | | Disc Hub Rear - LH Only (Single Axle or RR - RR Tandem) (44) | DSO 44 |
| | | Hub of Spider & Drum Fwd Rear RH if Diff. from RR - RR Tandem (45) | DSO 45 |
| | | Hub of Spider & Drum Fwd Rear LH if Diff. from RR - RR Tandem (46) | DSO 46 |
| | | Wheels or Rims A/A or Frt if Mixed (47) | DSO 47 |
| | | Wheels or Rims Rear Only if Mixed (48) | DSO 48 |
| | | (49) | DSO 49 |
| | | (50) | DSO 50 |

Additional Copies Available \$1.00 Each
 Autolite-Ford Parts Division
 Special Order Section
 P.O. Box 3020
 Livonia, Michigan 48151
 Vehicles Sold in Canada
 Ford Motor Co. of Canada Ltd.
 P & A Div. Specifications Dept.
 8000 Dixie Road
 Bramalea, Ontario
 Identify the Vehicle by Serial Number Shown Above

The following information can be decoded using the truck broadcast book -
 Seek assistance from your parts distribution center order clerk.

| | | | | | | | | | | | | | | | | | | | | | | | | | | | | | | | | | |
|---|---|---|---|---|---|---|---|---|---|----|----|----|----|----|----|----|----|----|----|----|----|----|----|----|----|----|----|----|----|----|----|-----|---|
| A | 1 | 2 | 3 | 4 | 5 | 6 | 7 | 8 | 9 | 10 | 11 | 12 | 13 | 14 | 15 | 16 | 17 | 18 | 19 | 20 | 21 | 22 | 23 | 24 | 25 | 26 | 27 | 28 | 29 | 30 | 31 | GVW | A |
| B | 1 | 2 | 3 | 4 | 5 | 6 | 7 | 8 | 9 | 10 | 11 | 12 | 13 | 14 | 15 | 16 | 17 | 18 | 19 | 20 | 21 | 22 | 23 | 24 | 25 | 26 | 27 | 28 | 29 | 30 | 31 | | B |
| C | 1 | 2 | 3 | 4 | 5 | 6 | 7 | 8 | 9 | 10 | 11 | 12 | 13 | 14 | 15 | 16 | 17 | 18 | 19 | 20 | 21 | 22 | 23 | 24 | 25 | 26 | 27 | 28 | 29 | 30 | 31 | | C |
| D | 1 | 2 | 3 | 4 | 5 | 6 | 7 | 8 | 9 | 10 | 11 | 12 | 13 | 14 | 15 | 16 | 17 | 18 | 19 | 20 | 21 | 22 | 23 | 24 | 25 | 26 | 27 | 28 | 29 | 30 | 31 | | D |
| E | 1 | 2 | 3 | 4 | 5 | 6 | 7 | 8 | 9 | 10 | 11 | 12 | 13 | 14 | 15 | 16 | 17 | 18 | 19 | 20 | 21 | 22 | 23 | 24 | 25 | 26 | 27 | 28 | 29 | 30 | 31 | | E |

Tires - Paint - DSO

| | |
|--|--|
| | |
|--|--|



T.S.L. LOWER SECTION

GENERAL EXPLANATION

a. Boxes are identified by combining the row designation (A,B,C,D,E) with the column designation (1,2,3,4,5,6,7,8,9,10) to form a coordinate, i.e. "A1".

b. Related parts are grouped on the form:

| TYPE of PART | BOXES | TYPE of PART | BOXES |
|----------------------|-----------|----------------------|-------------------|
| Brakes | A1 - A9 | Power train | B1 - B21, C1 - C2 |
| Electrical | A10 - A23 | Speedometer & tach | C3 - C10 |
| Exhaust & suspension | A24 - A27 | Wheels, hubs & drums | C11 - C13 |
| Steering wheel | A28 | Cab detail | D1 - D17 |
| GVW | A31 | Miscellaneous | E1 - E19 |

c. Boxes are marked in several different ways:

1) If "*" appears in a box, the part is a D.S.O. application and an explanation will appear in the lower portion after its coordinate (i.e. "D03 D1HS 81018A90-AA Graham roof vent". Order the part number shown through your facing distribution center.

2) If "X", a code number (1,2), or a code letter (A,B) appears in a box, refer to CODE EXPLANATION below to determine the meaning of the code.

EXAMPLE: "X" in Box A8 means the unit has a vacuum reserve tank, as noted under A8 in the listings below.

3) If "-" appears in a box, the item is not used on that unit or the item is "standard equipment". For instance a "-" appearing in B13 on the T.S.L. for a truck with a manual transmission would indicate that the clutch used is the "standard" clutch for that unit.

4) In some cases, an engineering part number will appear in the box. This number may be converted into a service part number by using the Master Cross Reference List or a listing which is provided below.

d. Items which appear in the "Tires-Paint-DSO" Section without coordinates are D.S.O. items not covered in other portions of the form.

CODE EXPLANATION

| BRAKES A1 - A9 | | ELECTRICAL A10 - A23 | |
|----------------|---|----------------------|--|
| A1 | Tractor Package | A10 | Line Haul Instrument Panel |
| D | - Delete ("W" Series Option) | X | - Line Haul Instrument Panel |
| X | - Tractor Package | All | Direct Reading Gauge |
| A2 | Air Brake Hand Control | X | - Direct Reading Gauge |
| X | - Air Brake Hand Control | A12 | Circuit Breakers |
| A3 | Vacuum Brakes | 1 | - Circuit Breaker (Manual Reset) |
| 1 | - Vac. Hyd. - Single System | 2 | - Circuit Breaker (Automatic Reset) |
| 2 | - Vac. Hyd. - Split System | A13 | Engine Warning Lights |
| 3 | - Self-Adjusting - Hyd. (Dual Master Cylinder) | X | - Engine Warning Light |
| A4 | Rear Wheel Parking Brake | A14 | Oil Temperature Gauge |
| 1 | - Rear Whl Park Brake (Sgl Axle or Fwd Tandem) | X | - Oil Temperature Gauge |
| 2 | - Rear Whl Park Brake-Fwd Rear & Rear-Rear Tandem) | A15 | California Park Light |
| 3 | - Anchor LOK Park Brake-Sgl Axle or Fwd Rear Tandem (Opt Cam) | X | - California Park Light |
| 4 | - Anchor LOK Park Brake-Fwd Rear & Rear-Rear Tandem (Opt Cam) | A16 | Transistorized Ignition |
| A | - 9 x 2 (Trans. Mtd.) | X | - Transistorized Ignition |
| B | - 9 x 3 | A17 | Cab Lights - Pedestal |
| D | - 12 x 4 | X | - Pedestal Cab Lights |
| A5 | Bendix Moisture Ejector | A18 | 36" Tail Light Mounting |
| X | - Bendix Moisture Ejector | X | - 36" Tail Light Mounting |
| A6 | Parking Brake Drum Guard | A19 | Air Starter |
| X | - Parking Brake Drum Guard | X | - Air Starter |
| A7 | Air Compressor | A20 | Delco Push Button Starter |
| 1 | - 7 1/4 - Air Cooled | X | - Delco Push Button Starter |
| 2 | - 7 1/4 - Water Cooled | A21 | Governor |
| 4 | - 12 ft. Bendix | C | - Centrivac Governor |
| 5 | - 13.2 ft. Cummins | H | - High Speed Governor |
| A8 | Vac. Reserve Tank | L | - Low Speed Governor |
| X | - Vac. Reserve Tank | V | - Velocity Governor |
| A9 | Front Wheel Limiting Valve | A22 | Voltmeter Bus Option |
| X | - Front Wheel Limiting Valve | X | - Voltmeter |
| | | A23 | Type Battery |
| | | | Type Battery will be spelled out, such as: 70 amp, 90 amp, 2 - 155 amp, 4 - 6V - 158, 4 - 6V - 204 |

FORD TRUCK PARTS



CODE EXPLANATION - continued

| EXHAUST & SUSPENSION A24 - A27 | | | |
|---------------------------------------|-------------------------------------|------------|-------------|
| A24 | Exhaust System | | |
| 1 | - Single Vertical Stack | | |
| 2 | - Dual Vertical Stacks | | |
| 3 | - Single Exh. (Gas) | | |
| D | - Dual Exhaust (Gas Only) | | |
| H | - Horizontal Muffler and Pipe (DSL) | | |
| A25 | Front Shocks | | |
| D | - Delete Front Shocks | | |
| X | - Front Shocks | | |
| A26 | Rear Shocks | | |
| X | - Rear Shocks | | |
| A27 | Auxiliary Rear Spring (5588) | | |
| Prefix and Suffix will be spelled out | | | |
| T.S.L. NO. | SERVICE NO. | T.S.L. NO. | SERVICE NO. |
| D1TA-AA | D1TZ 5588-A | TEAA-B | B4T 5588-A |
| TAJAA-A | B8QH 5588-A | TUAA-B | B4QH 5588-A |
| TCAA-A | TCAA 5588-A | 7EQ-B | B4Q 5588-A |

| STEERING WHEEL A28 | |
|--------------------|----------------|
| A28 | Steering Wheel |
| 1 | - 18" Black |
| 2 | - 20" Black |
| 3 | - 22" Black |
| 4 | - 18" White |
| 5 | - 20" White |
| 6 | - 22" White |

| GVW - A31 | |
|--------------------------------------|--|
| GVW of the unit will be spelled out. | |

| POWER TRAIN B1 - B21, C1 - C2 | |
|-------------------------------|------------------------------|
| B1 | In Cab Compression Release |
| X | - In Cab Compression Release |
| B2 | Starting Aid |
| X | - Cold Starting Aid |
| B3 | Immersion Block Heater |
| 1 | - 400 Watt |
| 2 | - 800 Watt |
| B4 | H.D. Fan |
| X | - H. D. Fan |
| B5 | H. D. Radiator |
| X | - H. D. Radiator |

| B6 Radiators | | |
|--------------|----------------|----------------|
| CODE | T.S.L. NUMBER | SERVICE NUMBER |
| A | - C4TA-8005-F | C4TZ-8005-AB |
| B | - C5TA-8005-B | C5TZ-8005-B |
| C | - C7TA-8005-CD | C4TZ-8005-Z |
| D | - C7TA-8005-CE | C4TZ-8005-AB |
| E | - C7TA-8005-CU | C7TZ-8005-G |
| F | - C7TA-8005-CV | C7TZ-8005-D |
| G | - D0TA-8005-AH | D0TZ-8005-J |
| H | - C7TA-8005-DB | C7TZ-8005-D |
| J | - C7TA-8005-DS | C2TZ-8005-M |
| K | - C7TA-8005-DT | C3TZ-8005-AR |
| L | - C7TA-8005-DU | C1TZ-8005-BE |
| M | - C7TA-8005-DV | C3TZ-8005-AU |
| N | - C7TA-8005-EG | C7TZ-8005-Y |
| P | - D0HA-8005-FJ | D0HZ-8005-Z |
| R | - C8TA-8005-CS | C8TZ-8005-AC |
| S | - C8TA-8005-CT | C8TZ-8005-AB |
| T | - D0HA-8005-FH | D0HZ-8005-Z |
| V | - D0HA-8005-CH | D0HZ-8005-L |
| W | - D0HA-8005-FE | D1HZ-8005-E |
| X | - D0HA-8005-FF | D1HZ-8005-F |
| Y | - D0HA-8005-FG | D1HZ-8005-G |
| Z | - D0HA-8005-EJ | D0HZ-8005-D |

| POWER TRAIN B1 - B6 Radiators | | |
|-------------------------------|--------------------------------------|-----------------------|
| CODE | T.S.L. NUMBER | SERVICE NUMBER |
| AA | - D0HA-8005-EK | D0HZ-8005-E |
| AB | - D2HA-8005-HA | D0HZ-8005-F |
| AC | - D2HA-8005-NA | D0HZ-8005-G |
| AD | - D2HA-8005-JA | D0HZ-8005-K |
| AE | - D0HA-8005-CV | D0HZ-8005-H |
| AF | - D2HA-8005-KA | D0HZ-8005-K |
| AG | - D2HA-8005-LA | D0HZ-8005-L |
| AH | - D2HA-8005-MA | D0HZ-8005-M |
| AJ | - D1HA-8005-BA | D0HZ-8005-A |
| AK | - D1HA-8005-CA | D0HZ-8005-B |
| AL | - D1HA-8005-DA | D0HZ-8005-C |
| AM | - D1HA-8005-EA | D0HZ-8005-C |
| AN | - C9HA-8005-Z | C9HZ-8005-F |
| AP | - D0HA-8005-FD | D1HZ-8005-D |
| AR | - D2HA-8005-CA | D2HZ-8005-B |
| AS | - D2HA-8005-DA | D2HZ-8005-C |
| AT | - C9TA-8005-AL | C9TZ-8005-C |
| AV | - C9TA-8005-AK | C9TZ-8005-C |
| AW | - C9TA-8005-AM | C9TZ-8005-C |
| AX | - C9TA-8005-AJ | B9TZ-8005-N |
| AY | - C7TA-8005-CV | C7TZ-8005-D |
| AZ | - D2TA-8005-AMA | D1TZ-8005-F |
| BA | - D0HA-8005-EM | D0HZ-8005-Y |
| BB | - D1TA-8005-ACA | D1TZ-8005-B |
| BC | - D1HA-8005-AA | D1HZ-8005-A |
| BD | - D2HA-8005-FA | D1HZ-8005-H |
| BE | - D2HA-8005-AA | D3HZ-8005-H |
| B7 | By-Pass Oil Filter | |
| 1 | - Cummins Fleetguard Frame MTD | |
| 2 | - Cummins Fleetguard Back of Cab MTD | |
| 3 | - Luberfiner Frame MTD | |
| 4 | - Luberfiner Back of Cab | |
| B8 | Water Filter | |
| C | - Cummins Water Filter | |
| P | - Perry Water Filter | |
| B9 | Air Cleaner | |
| 2 | - 2-Stage Dry Air Cleaner | |
| O | - Oil Bath Air Cleaner | |
| B10 | Electric Fuel Pump | |
| X | - Electric Fuel Pump | |
| B11 | Hand Control Throttle | |
| X | - Hand Control Throttle | |
| B12 | Magnetic Traps - Rear Axle | |
| X | - Magnetic Traps - Rear Axle | |
| B13 | Clutch | |
| X | - H.D. Clutch (Gas Only) | 3 - 14" Single Plate |
| 1 | - 13" Single Plate | 4 - 14" Two Plate |
| 2 | - 13" Two Plate | 5 - 15 1/2" Two Plate |
| B14 | Tandem Lock-Out | |
| A | - Air Lock-Out | |
| V | - Vac Lock-Out | |
| B15 | Torque Arm-Fwd-Rear | |
| CODE | T.S.L. NUMBER | SERVICE NUMBER |
| 1 | - C8HA-4962-B | D2HZ-4612-S |
| | D2HA-4962-DA | D2HZ-4612-AC |
| 3 | - C8HA-4962-D | C3TZ-4612-T |
| | D2HA-4962-FA | D2HZ-4612-AD |
| 4 | - C8HA-4962-E | D2HZ-4612-V |
| | D2HA-4962-GA | D2HZ-4612-AE |



CODE EXPLANATION - continued

| POWER TRAIN B1 - B21, C1 - C2 - cont'd. | | |
|---|----------------------------------|--|
| B15 Torque Arm-Fwd-Rear - cont'd. | | |
| CODE | T.S.L. NUMBER | SERVICE NUMBER |
| 6 | - C8HA-4962-G D2HA-4962-JA | D2HZ-4612-AA D2HZ-4612-AA |
| 7 | - D0HA-4962-A D2HA-4962-BA | D0HZ-4612-A D2HZ-4612-AH |
| 8 | - D0HA-4962-B D2HA-4962-CA | D0HZ-4612-B D2HZ-4612-AJ |
| B | - D2HA-4962-MA & D4HA-4962-AA | D2HZ-4612-K & D2HZ-4612-AB |
| C | - D2HA-4962-RA | D2HZ-4612-AH |
| D | - D2HA-4962-SA | D2HZ-4612-AJ |
| E | - D2HA-4962-TA | D2HZ-4612-AC |
| F | - D2HA-4962-VA | D2HZ-4612-AD |
| G | - D2HA-4962-YA | D2HZ-4612-AH |
| J | - D2HA-4962-AAA | D2HZ-4612-AG |
| B16 Torque Arm-Rear-Rear | | |
| CODE | T.S.L. NUMBER | SERVICE NUMBER |
| 1 | - C8HA-4962-B D2HA-4962-DA | D2HZ-4612-S D2HZ-4612-AC |
| 2 | - C8HA-4962-C D2HA-4962-EA | D2HZ-4612-T D2HZ-4612-T |
| 3 | - C8HA-4962-D D2HA-4962-FA | C3TZ-4612-T D2HZ-4612-AD |
| 4 | - C8HA-4962-E D2HA-4962-GA | D2HZ-4612-V D2HZ-4612-AE |
| 5 | - C8HA-4962-F D2HA-4962-HA | D2HZ-4612-Z D2HZ-4612-AF |
| 6 | - C8HA-4962-G D2HA-4962-JA | D2HZ-4612-AA D2HZ-4612-AA |
| 7 | - D0HA-4962-A D2HA-4962-BA | D0HZ-4612-A D2HZ-4612-AH |
| 8 | - D0HA-4962-B D2HA-4962-CA | D0HZ-4612-B D2HZ-4612-AJ |
| B | - D2HA-4962-MA & D4HA-4962-AA | D2HZ-4612-K & D2HZ-4612-AB |
| C | - D2HA-4962-RA | D2HZ-4612-AH |
| D | - D2HA-4962-SA | D2HZ-4612-AJ |
| E | - D2HA-4962-TA | D2HZ-4612-AC |
| F | - D2HA-4962-VA | D2HZ-4612-AD |
| G | - D2HA-4962-YA | D2HZ-4612-AH |
| H | - D2HA-4962-ZA | D2HZ-4612-AF |
| J | - D2HA-4962-AAA | D2HZ-4612-AG |
| B17 Radiator Shutter | | |
| CODE | T.S.L. NUMBER | SERVICE NUMBER |
| C | C5TA 8475-B | ◆ C9TZ 8475-A ‡ C7TZ 8476-C (air) ‡ B9TZ 8A204-A (vac) |
| D | C5TA 8475-C | ◆ C9TZ 8475-A ‡ C7TZ 8476-C (air) ‡ B9TZ 8A204-A (vac) |
| E | C6TA 8475-C | ● C6TZ 8475-A |
| F | C6TA 8475-D | ● C6TZ 8475-B |
| I | C8HA 8475-B | ◆ C8TZ 8475-A ‡ C7TZ 8476-G |
| J | C8HS 8475-B | ◆ C8HZ 8475-B ‡ C7TZ 8476-G |
| K | D0HA 8475-S | ● D0HZ 8475-E |
| L | D0HA 8475-T | ● D0HZ 8475-C |
| M | D0HA 8475-U | ● D0HZ 8475-A |
| N | D0HA 8475-AA | ● D0HZ 8475-D |
| O | D0HA 8475-Z | ◆ D0HZ 8475-B ‡ C7TZ 8476-G |

● Includes control ◆ Less control ‡ Control

| POWER TRAIN B1 - B21 | | |
|--|---|----------------------------|
| B18 Fan Shrouds | | |
| CODE | T.S.L. NUMBER | SERVICE NUMBER |
| 1 | - D2HA 8146-CA | D2HZ 8146-B |
| 2 | - D0TA 8146-E | D1TZ 8146-D |
| 3 | - D2HA 8146-BA | D2HZ 8146-A |
| 4 | - D0HA 8146-AN | D1HZ 8146-A |
| 7 | - C8HA 8146-B | C8HZ 8146-A |
| C | - D0HA 8146-AA | D0HZ 8146-A |
| D | - D0HA 8146-AB | D0HZ 8146-B |
| E | - D0HA 8146-AC | D0HZ 8146-C |
| F | - D0HA 8146-AD | D0HZ 8146-D |
| G | - D1HA 8146-AB | D1HZ 8146-B |
| H | - D1HA 8146-BA | D0HZ 8146-F |
| J | - TTBE 88145-A | B8QH 8146-B |
| K | - TANAA 88145-A | B8QH 8146-C |
| M | - C7TA 8A247-J | C7TZ 8146-H |
| P | - C7TA 8A247-N | C6TZ 8146-K |
| R | - D0HA 8148-M (L.H.) D2HA 8147-AA (R.H.) | D0HZ 8148-C D2HZ 8147-A |
| S | - D0HA 8148-L (L.H.) D0HA 8147-R (R.H.) | D0HZ 8148-B D0HZ 8147-B |
| T | - D0HA 8148-K (L.H.) D0HA 8147-N (R.H.) | D0HZ 8148-A D0HZ 8147-A |
| W | - D1TA 8146-EA | C5TZ 8146-J |
| Y | - D0TA 8146-D | D1TZ 8146-C |
| Z | - D0TA 8146-C | D1TZ 8146-B |
| B19 Fuel Tank Part No. (L.H. Side or Inside) Engineering part number will be spelled out Refer to Master Cross Reference List for service number | | |
| B20 Fuel Tank Part No. (R.H. Side) Engineering part number will be spelled out Refer to Master Cross Reference List for service number | | |
| B21 Driveshaft Support Plate for 4817 Shaft - 4831 Engineering part number will be spelled out Refer to Master Cross Reference List for service number | | |
| C1 Driveshaft Support Plate for 4810 Shaft Engineering part number will be spelled out Refer to Master Cross Reference List for service number | | |
| C2 Rear Axle Yoke Size Rear Axle Yoke size will be spelled out | | |
| SPEEDOMETER & TACH C3 - C10 | | |
| C3 Mechanical Tachometer | | |
| X | - Mechanical Tachometer | |
| C4 Tachograph | | |
| X | - Tachograph | |
| C5 Speedograph | | |
| X | - Speedograph | |
| C6 Front Wheel Speedo | | |
| X | - Front Wheel Speedo | |
| C7 Speedometer Gear Adapter (17294) Engineering no. prefix and suffix will be spelled out Refer to Master Cross Reference List for service number | | |
| C8 Tachometer Cable Engineering part number will be spelled out Refer to Cross Reference listing in group 17260 of catalog | | |
| C9 Speedometer Cable (17260)(longer, if two) Abbrev. Prefix and Suffix will be spelled out Suffix ending with "5" - 17B351 base Suffix ending with "6" - 17260 base Refer to Cross Reference listing in group 17260 of catalog | | |

FORD TRUCK PARTS



Click Here To Order
BUY IT NOW!



CODE EXPLANATION - continued

| SPEEDOMETER & TACH C3 - C10 - cont'd. | |
|---|--|
| C10 | Speedometer Cable (17260)(shorter, if two) Abbrev. Prefix and Suffix will be spelled out Suffix ending with "5" - 17B351 base Suffix ending with "6" - 17260 base Refer to Cross Reference listing in group 17260 of catalog |
| WHEELS, HUBS & DRUMS C11 - C13 | |
| C11 | Paint - Tire Option |
| X | - Paint - Tire Option |
| C12 | Front Wheel Seals |
| 1 | - Stemco Front Wheel Seals |
| 2 | - Scot Seal Front Wheel Seals |
| C13 | Rear Wheel Seals |
| 1 | - Stemco Rear Wheel Seals |
| CAB DETAIL D1 - D17 | |
| D1 | Type Cab |
| 2 | - Chassis Cab with Butterfly Front End |
| 8 | - Steel Cab (Non-Sleeper) |
| C | - Cowl |
| H | - Aluminum Cab (Non-Sleeper) |
| Q | - Aluminum Cab (Sleeper) |
| Y | - Steel Cab (Sleeper) |
| D2 | Fresh Air Intake |
| X | - Fresh Air Intake |
| D3 | Roof Vent |
| X | - Roof Vent |
| D4 | Right Hand Door Vent |
| X | - Right Hand Door Vent |
| D5 | Assist Handles |
| 1 | - L.H. Assist Handle |
| 2 | - R.H. and L.H. Assist Handles |
| D6 | Paint Stripe |
| X | - Paint Stripe |
| D7 | Right Hand Visor |
| X | - R.H. Visor |
| D8 | Tinted Windshield |
| X | - Tinted Windshield Only |
| D9 | Tinted Glass |
| X | - Tinted Glass All Around |
| D10 | Arm Rests |
| 1 | - R.H. Arm Rest |
| 2 | - L.H. Arm Rest |
| 3 | - R.H. and L.H. Arm Rests |
| D11 | Mattress |
| 1 | - Inner Spring |
| 2 | - Foam Rubber |
| D12 | Parallel Wipers |
| 1 | - Parallel Wipers (Air) |
| 2 | - Parallel Wipers (Vac.-Electric) |
| D13 | Adjustable Steering Column |
| X | - Adjustable Steering Column |
| D14 | Trim Color |
| Trim Color will be spelled out | |
| D15 | Seat - Driver Side or Bench |
| Type Seat will be spelled out | |
| D16 | Type Trim |
| STD - Standard Trim | |
| DLX - Custom Trim | |
| D17 | Type Seat - Passenger Side Only |
| Type Passenger Seat will be spelled out | |

MISCELLANEOUS E1 - E19

| | |
|--|---|
| E1 | Air Conditioner |
| X | - Air Conditioner |
| E2 | Heater or Delete Heater |
| 1 | - C8TA-18478-J (DLX-Fresh Air-F700-F750) |
| 2 | - D1HA-18478-CA(Hid.-Fresh Air-All Tilts) |
| 3 | - DOHA-18478-U (Hid. Hi-Output-L Series) |
| 4 | - D1HA-18478-BA(W Series-w/o Air Conditioner) |
| 5 | - DOHA-18478-V (Fresh Air-Std. Heater for L Series-Gas) |
| D | - Delete Heater |
| E3 | Radio |
| 1 | - Push Button Radio |
| 2 | - Manual Radio |
| E4 | Air Horns |
| 2 | - Dual Horns |
| E5 | Electric Horns |
| 1 | - Single Electric Horn |
| 2 | - Dual Electric Horns |
| E6 | Cigar Lighter |
| X | - Cigar Lighter |
| E7 | Accessory Package |
| X | - Accessory Package |
| E8 | Hydraulic Jack |
| X | - Hydraulic Jack (12 Ton) |
| E9 | Fender Rods |
| X | - Fender Rods |
| E10 | Mirrors |
| A | - LH & RH Western Mirrors (Painted) less clearance lights all series exc. F500-F600 |
| C | - Swinging Type Western Mirror - W Series Only |
| Note: Alpha codes (A & C) are Standard Mirrors | |
| 1 | - LH & RH Western Mirrors (Painted) w/clearance lights |
| 2 | - LH & RH Stainless Steel Western Mirrors less Clearance Lights |
| E11 | Convex (diminishing) Mirrors |
| 1 | - Convex Mirrors Painted |
| 2 | - Convex Mirrors Stainless Steel |
| E13 | H.D. Counterbalance Spring |
| X | - H. D. Counterbalance Spring |
| E14 | Front Bumper Bus Option |
| X | - Front Bumper Bus Option |
| E15 | Aluminum Front Bumper |
| 1 | - Aluminum Bumper |
| 2 | - Chrome Bumper |
| E16 | Front Bumper Spacers |
| X | - Front Bumper Spacers |
| Note: Spacers are Standard with Grille Guard on L Series (800 Series Up) | |
| E17 | Tow Hooks |
| X | - Tow Hooks |
| E18 | Grille Guard |
| X | - Grille Guard |
| ∅ E19 | Main Frame (reinforcement - L Series) |
| L Series - Prefix and Suffix of reinforcement | |
| Except L Series - Prefix and Suffix of Frame - | |
| Refer to Master Cross Reference List (5005) for Service Number. | |

**GENERAL
INFORMATION****FORD TRUCK PARTS****HOW TO ORDER PARTS**

When ordering parts, always give the complete part number.

In the event the part number is not known, the following information should be included.

- A. Complete description of part.
- B. Model year and body type.
- C. Dimension, number of teeth, size, etc; if possible rough sketch of part.
- D. If applicable to engine, transmission, axle, steering, etc; specify type; such as 302 cubic inch engine, Fordomatic Transmission, Power Steering, etc.
- E. Advise how shipment is to be made - Freight, Express, Air, Parcel Post.

D.S.O., F.S.O. or L.P.O. (SPECIAL ORDERS)

The District Code Number will appear in the D.S.O. space on the rating or warranty plate for all units including regular production. Always furnish appropriate rating or warranty plate information and D.S.O. number, if applicable, when ordering parts not listed in the catalog. If the unit is D.S.O., F.S.O. or L.P.O. (Special Order), the complete order number will be shown in the D.S.O. space in addition to the District Code Number.

BENDIX WESTINGHOUSE AIR BRAKE PARTS

The various Bendix Westinghouse air brake parts supplied by Ford Motor Company parts depots are listed in their respective areas of the Catalog under the Ford group number and are shown in appropriate illustrations contained in the Ford Truck Illustrations Catalog, form FP-7636-B.

Bendix Westinghouse parts which are not listed in the catalog may be obtained from your Bendix Westinghouse authorized distributor.

DIESEL ENGINE PARTS

This catalog includes parts information for Diesel engines manufactured by the Ford of England Dagenham and Dorset Plants as well as the engine accessories and engine related parts manufactured in the U.S.A. For further details, refer to Sections 60.9 and 60.15 in this catalog.

Parts information in this catalog for the Diesel engines manufactured by Cummins Engine Company, Caterpillar Tractor Company and Detroit Diesel Engine Division is restricted to engine accessories and engine related parts furnished by Ford Motor Company. Refer to Sections 60.10 thru 60.14 in this catalog. Other parts peculiar to these Diesel engines may be ordered from the appropriate engine manufacturer's distributor or dealer.

HEAVY TRUCK POWER STEERING INSTALLATION PARTS

A program is available to supply dealers with all the components required to install power steering on heavy trucks built at the Kentucky Truck Plant. Orders should be placed with dealers' facing parts depot and must include the year, model and serial number of the vehicle. This procedure is only applicable to current production models.

INDUSTRIAL ENGINE and POWER UNIT PARTS

Most of the normal replacement parts for 6 and 8 cylinder Ford industrial engines and power units are carried in Ford Car and Truck Dealers inventory and the 4 cylinder gasoline as well as the 4 and 6 cylinder Diesel parts are carried in Ford Tractor Dealers' stock. However, to obtain Ford industrial engines and power units as well as peculiar parts for these units, order direct from authorized Ford Industrial Products Dealers only.

FORD TRUCK PARTS



ABBREVIATIONS

| | | | |
|--|--|--|--------------------------------|
| &..... and | Cu I6 Cummins C-CF160-180 engine | gal.....gallon | g/comptglove compartment |
| #..... pound | Cu NH.....Cummins NH Diesel engine | gen.....generator | gov.....governor |
| 2/B..... 2 barrel | Cu V8..... Cummins V8 Diesel engine | G. V. W..... gross vehicle weight | |
| 3T or 3/S/T..... 3 speed trans. | Cu V6..... Cummins V6 Diesel engine | | |
| 3 or 4/S/T..... 3 or 4 speed trans. | cyl.....cylinder | | |
| 4/B..... 4 barrel | cov., cvr.....cover | H1,H2,H4(carburetor)Holley 1,2 or 4 barrel | |
| 4/W/D..... 4 wheel drive | CP..... candle power | hd.....head | |
| 4 x 2..... 2 wheel drive | C/P/S..... Center point steering | H/D.....heavy duty | |
| 4 x 4..... 4 wheel drive | c/pin..... cotter pin | H/D R/R..... heavy duty roadranger | |
| | c/shaft.....crankshaft | hel.....helical | |
| | ctr.....center | HEL suspHenrickson extended leaf suspension | |
| | | hex.....hexagon | |
| | | | |
| a/brakes.....air brakes | D/4/S..... Dagenham 4 speed | hsg.....housing | |
| accel..... accelerator | D/D..... direct drive | H/susp..Hendrickson suspension | |
| A/C.....air conditioner | defl..... deflector | HR suspHenrickson rubber suspension | |
| adapt..... adapter | DeV6Detroit Diesel V6 Diesel engine | HS suspHendrickson steel suspension | |
| adj.....adjusting-adjustment | dia., diam..... diameter | HSH suspHendrickson steel suspension w/high saddle | |
| alum..... aluminum | diaph..... diaphragm | HSL suspHendrickson steel suspension w/low saddle | |
| amp.....ampere | disp..... displacement | HSR.....Hendrickson shear ride suspension | |
| approx..... approximately | dist.....distributor | H/V.....hydraulic vacuum | |
| AR.....as required | DorDorset diesel engine | hyd.....hydraulic | |
| assy.....assembly | D/R.....Delco Remy | | |
| A/Tautomatic transmission | drld.drilled | | |
| auto transautomatic transmission | D.S.O.Domestic Special Order | | |
| aux.....auxiliary | | | |
| | | | |
| BBC..... bumper to back of cab | ea.....each | I. D..... inside diameter | |
| brg..... bearing | E/H/D..... extra heavy duty | I/K..... Inclined kingpin | |
| brkt.....bracket | em/re..... emission reduction engine | instr., instru.....instrument | |
| | exc.except | inter.....intermediate | |
| | ext.....extension | I.S.Instruction Sheet | |
| | E/susp. (lt. wt.)EATON SUSPENSION (light weight) | K.D.shipped in disassembled form | |
| | ev/em.....evaporative emission | | |
| | | | |
| C1,C2,C4(carburetor)Carter 1,2 or 4 barrel | F1, F2, F4(carburetor).Ford 1,2 or 4 barrel | "L"....."left | |
| C4... (TRANSMISSION)3 speed dual range | F/A,F/axle..... forward axle | lb.....pound | |
| cap.....capacity | fdr.....fender | L/D.....light duty | |
| carb.....carburetor | fill.....fillister | L.H.....left hand | |
| | flng.....flange | LHD.....left hand drive | |
| CaV8Caterpillar V8 diesel engine | F/M.....Fordomatic | L/N.....Leece Neville | |
| C/F.....cab forward | frt.....front | L.P.O.Limited Production Option | |
| | F.S.O.Foreign Special Order | lub.....lubricator | |
| Chg/L..... change level | ft.....foot | | |
| c/member.....crossmember | f/wheel.....flywheel | l/w, l/washer.....lockwasher | |
| conn.....connection | F/ward..... Forward | lwr.....lower | |
| Conv.....Conventional | | | |



ABBREVIATIONS

| | | |
|--|--|---|
| M thousand(pound) | "R" right | T/L tandem a |
| man manifold | rad radiator | T/C, T/Cab Tilt Cab |
| MA/D Maximum duty | r/b or R/B replaced by | T/E THERMACTOR EMISSION CONTROL SYSTEM |
| M/D medium duty | recirc recirculating | TLW susp Rockwell (Timken) light weight suspension |
| m. m. millimeter | reinf reinforcement | T/M Transmatic |
| m.p.h. miles per hour | repl replaced | trans transmission |
| M/S manual steering | req'd required | Trans/ign or Trans-ign TRANSISTORIZED IGNITION |
| M/T manual transmission | ret retainer | T. S. L. Truck Specification List |
| mtd mounted | R. H. right hand | T/susp.(lt. wt.) Rockwell (Timken) suspension (light weight) |
| mtg mounting | R. P. M. revolutions per minute | T/T Tractor Trailer |
| mtr motor | rr rear | |
| | R/R roadranger | |
| No number | R(T) Rockwell (Timken) | U. D., U/D under drive |
| N. P. G. New Process Gear | r/wheels rear wheels | UBS uniform bearing stress |
| O. D. outside diameter | S/B school bus | u/joint, u/jt. universal joint |
| O/D overdrive | S/C standard cooling | U/S undersize |
| Oper operated | s/compt storage compartment | vac vacuum |
| O/S oversize | second secondary | vent ventilation |
| | s/member sidemember | vlv valve |
| | Ser serial | |
| park parking | spec special | w/ with |
| pass passenger | S/E, Spec. Econ. Special Economy | w/b, W/B wheelbase |
| p/brk parking brake | speedo speedometer | W/G with governor |
| pcs pieces | spg spring | w/out, w/o without |
| P/D Parcel Delivery | sq square | w/s, w/shield windshield |
| P/S power steering | S/R side rail | w/strip weatherstrip |
| P. T. O. Power Take Off | s/ring snap ring | |
| P & P/susp. Page & Page suspension | std standard | |
| qt quart | S/T standard transmission | X exclusive |
| qty quantity | suppt support | X/C extra cooling |
| | s/x/c super extra cooling | X/H/D exclusive heavy duty |
| | syn synthetic | X/H/D R/R EXCLUSIVE HEAVY DUTY ROADRANGER |

FORD TRUCK PARTS

INCHES and MILLIMETERS CONVERSION



MILLIMETERS TO DECIMAL (inches) EQUIVALENT

| MM = DECIMAL (Inches) | MM = DECIMAL (Inches) | MM = DECIMAL (Inches) | MM = DECIMAL (Inches) | MM = DECIMAL (Inches) | MM = DECIMAL (Inches) | MM = DECIMAL (Inches) | MM = DECIMAL (Inches) | MM = DECIMAL (Inches) | MM = DECIMAL (Inches) | | |
|-----------------------|-----------------------|-----------------------|-----------------------|-----------------------|-----------------------|-----------------------|-----------------------|-----------------------|-----------------------|-----|--------|
| 1 | .039 | 21 | .827 | 41 | 1.614 | 61 | 2.402 | 81 | 3.189 | 125 | 4.921 |
| 2 | .079 | 22 | .866 | 42 | 1.654 | 62 | 2.441 | 82 | 3.228 | 150 | 5.906 |
| 3 | .118 | 23 | .906 | 43 | 1.693 | 63 | 2.480 | 83 | 3.268 | 175 | 6.890 |
| 4 | .157 | 24 | .945 | 44 | 1.732 | 64 | 2.520 | 84 | 3.307 | | |
| 5 | .197 | 25 | .984 | 45 | 1.772 | 65 | 2.559 | 85 | 3.346 | | |
| 6 | .236 | 26 | 1.024 | 46 | 1.811 | 66 | 2.598 | 86 | 3.386 | 200 | 7.874 |
| 7 | .276 | 27 | 1.063 | 47 | 1.850 | 67 | 2.638 | 87 | 3.425 | 225 | 8.858 |
| 8 | .315 | 28 | 1.102 | 48 | 1.890 | 68 | 2.677 | 88 | 3.465 | 250 | 9.843 |
| 9 | .354 | 29 | 1.142 | 49 | 1.929 | 69 | 2.717 | 89 | 3.504 | 275 | 10.827 |
| 10 | .394 | 30 | 1.181 | 50 | 1.969 | 70 | 2.756 | 90 | 3.543 | | |
| 11 | .433 | 31 | 1.220 | 51 | 2.008 | 71 | 2.795 | 91 | 3.583 | 300 | 11.811 |
| 12 | .472 | 32 | 1.260 | 52 | 2.047 | 72 | 2.835 | 92 | 3.622 | 325 | 12.795 |
| 13 | .512 | 33 | 1.299 | 53 | 2.087 | 73 | 2.874 | 93 | 3.661 | 350 | 13.780 |
| 14 | .551 | 34 | 1.339 | 54 | 2.126 | 74 | 2.913 | 94 | 3.701 | 375 | 14.764 |
| 15 | .591 | 35 | 1.378 | 55 | 2.165 | 75 | 2.953 | 95 | 3.740 | | |
| 16 | .630 | 36 | 1.417 | 56 | 2.205 | 76 | 2.992 | 96 | 3.780 | 400 | 15.748 |
| 17 | .669 | 37 | 1.457 | 57 | 2.244 | 77 | 3.031 | 97 | 3.819 | | |
| 18 | .709 | 38 | 1.496 | 58 | 2.283 | 78 | 3.071 | 98 | 3.858 | | |
| 19 | .748 | 39 | 1.535 | 59 | 2.323 | 79 | 3.110 | 99 | 3.898 | | |
| 20 | .787 | 40 | 1.575 | 60 | 2.362 | 80 | 3.150 | 100 | 3.937 | | |

DECIMAL (inches) TO METRIC EQUIVALENT

| DECIMAL (Inches) = MM | DECIMAL (Inches) = MM | DECIMAL (Inches) = MM | DECIMAL (Inches) = MM | DECIMAL (Inches) = MM | DECIMAL (Inches) = MM | DECIMAL (Inches) = MM | DECIMAL (Inches) = MM | DECIMAL (Inches) = MM | DECIMAL (Inches) = MM | | |
|-----------------------|-----------------------|-----------------------|-----------------------|-----------------------|-----------------------|-----------------------|-----------------------|-----------------------|-----------------------|---------|----------|
| .001 | .025 | .120 | 3.048 | .320 | 8.128 | .520 | 13.208 | .720 | 18.288 | .920 | 23.368 |
| .002 | .051 | .130 | 3.302 | .330 | 8.382 | .530 | 13.462 | .730 | 18.542 | .930 | 23.622 |
| .003 | .076 | .140 | 3.556 | .340 | 8.636 | .540 | 13.716 | .740 | 18.796 | .940 | 23.876 |
| .004 | .102 | .150 | 3.810 | .350 | 8.890 | .550 | 13.970 | .750 | 19.050 | .950 | 24.130 |
| .005 | .127 | .160 | 4.064 | .360 | 9.144 | .560 | 14.224 | .760 | 19.304 | .960 | 24.384 |
| .006 | .152 | .170 | 4.318 | .370 | 9.398 | .570 | 14.478 | .770 | 19.558 | .970 | 24.638 |
| .007 | .178 | .180 | 4.572 | .380 | 9.652 | .580 | 14.732 | .780 | 19.812 | .980 | 24.892 |
| .008 | .203 | .190 | 4.826 | .390 | 9.906 | .590 | 14.986 | .790 | 20.066 | .990 | 25.146 |
| .009 | .229 | .200 | 5.080 | .400 | 10.160 | .600 | 15.240 | .800 | 20.320 | | |
| .010 | .254 | .210 | 5.334 | .410 | 10.414 | .610 | 15.494 | .810 | 20.574 | 1.000 | 25.400 |
| .020 | .508 | .220 | 5.588 | .420 | 10.668 | .620 | 15.748 | .820 | 20.828 | 2.000 | 50.800 |
| .030 | .762 | .230 | 5.842 | .430 | 10.922 | .630 | 16.002 | .830 | 21.082 | 3.000 | 76.200 |
| .040 | 1.016 | .240 | 6.096 | .440 | 11.176 | .640 | 16.256 | .840 | 21.336 | 4.000 | 101.600 |
| .050 | 1.270 | .250 | 6.350 | .450 | 11.430 | .650 | 16.510 | .850 | 21.590 | 5.000 | 127.000 |
| .060 | 1.524 | .260 | 6.604 | .460 | 11.684 | .660 | 16.764 | .860 | 21.844 | 10.000 | 254.000 |
| .070 | 1.778 | .270 | 6.858 | .470 | 11.938 | .670 | 17.018 | .870 | 22.098 | 15.000 | 381.000 |
| .080 | 2.032 | .280 | 7.112 | .480 | 12.192 | .680 | 17.272 | .880 | 22.352 | 20.000 | 508.000 |
| .090 | 2.286 | .290 | 7.366 | .490 | 12.446 | .690 | 17.526 | .890 | 22.606 | 25.000 | 635.000 |
| .100 | 2.540 | .300 | 7.620 | .500 | 12.700 | .700 | 17.780 | .900 | 22.860 | 50.000 | 1270.000 |
| .110 | 2.794 | .310 | 7.874 | .510 | 12.954 | .710 | 18.034 | .910 | 23.114 | 100.000 | 2540.000 |



INCHES and MILLIMETERS CONVERSION CHART

FRACTIONS (inches) TO DECIMALS (inches) and METRIC EQUIVALENTS

| FRACTION (Inches) | = | DECIMAL (Inches) | = | MM | FRACTION (Inches) | = | DECIMAL (Inches) | = | MM |
|-------------------|-------|------------------|------|--------|-------------------|-------|------------------|---|----------|
| | | 1/64 | .016 | .397 | 5/8 | | .625 | | 15.875 |
| | 1/32 | | .031 | .794 | | 41/64 | .641 | | 16.272 |
| | | 3/64 | .047 | 1.191 | | 21/32 | .656 | | 16.669 |
| 1/16 | | | .063 | 1.588 | | 43/64 | .672 | | 17.066 |
| | | 5/64 | .078 | 1.984 | 11/16 | | .687 | | 17.463 |
| | 3/32 | | .094 | 2.381 | | 45/64 | .703 | | 17.859 |
| | | 7/64 | .109 | 2.778 | | 23/32 | .719 | | 18.256 |
| | | | | | | 47/64 | .734 | | 18.653 |
| 1/8 | | | .125 | 3.175 | 3/4 | | .750 | | 19.050 |
| | | 9/64 | .141 | 3.572 | | 49/64 | .766 | | 19.447 |
| | 5/32 | | .156 | 3.969 | | 25/32 | .781 | | 19.844 |
| | | 11/64 | .172 | 4.366 | | 51/64 | .797 | | 20.241 |
| 3/16 | | | .188 | 4.763 | 13/16 | | .813 | | 20.638 |
| | | 13/64 | .203 | 5.159 | | 53/64 | .828 | | 21.034 |
| | 7/32 | | .219 | 5.556 | | 27/32 | .844 | | 21.431 |
| | | 15/64 | .234 | 5.953 | | 55/64 | .859 | | 21.828 |
| 1/4 | | | .250 | 6.350 | 7/8 | | .875 | | 22.225 |
| | | 17/64 | .266 | 6.747 | | 57/64 | .891 | | 22.622 |
| | 9/32 | | .281 | 7.144 | | 29/32 | .906 | | 23.019 |
| | | 19/64 | .297 | 7.541 | | 59/64 | .922 | | 23.416 |
| 5/16 | | | .313 | 7.938 | 15/16 | | .938 | | 23.813 |
| | | 21/64 | .328 | 8.334 | | 61/64 | .953 | | 24.209 |
| | 11/32 | | .344 | 8.731 | | 31/32 | .969 | | 24.606 |
| | | 23/64 | .359 | 9.128 | | 63/64 | .984 | | 25.003 |
| 3/8 | | | .375 | 9.525 | 1 | | 1.000 | | 25.400 |
| | | 25/64 | .391 | 9.922 | 2 | | 2.000 | | 50.800 |
| | 13/32 | | .406 | 10.319 | 3 | | 3.000 | | 76.200 |
| | | 27/64 | .422 | 10.716 | 4 | | 4.000 | | 101.600 |
| 7/16 | | | .438 | 11.113 | 5 | | 5.000 | | 127.000 |
| | | 29/64 | .453 | 11.509 | 10 | | 10.000 | | 254.000 |
| | 15/32 | | .469 | 11.906 | 15 | | 15.000 | | 381.000 |
| | | 31/64 | .484 | 12.303 | 20 | | 20.000 | | 508.000 |
| 1/2 | | | .500 | 12.700 | 25 | | 25.000 | | 635.000 |
| | | 33/64 | .516 | 13.097 | 50 | | 50.000 | | 1270.000 |
| | 17/32 | | .531 | 13.494 | 100 | | 100.000 | | 2540.000 |
| | | 35/64 | .547 | 13.891 | | | | | |
| 9/16 | | | .563 | 14.288 | | | | | |
| | | 37/64 | .578 | 14.684 | | | | | |
| | 19/32 | | .594 | 15.081 | | | | | |
| | | 39/64 | .609 | 15.478 | | | | | |

FORD TRUCK PARTS

1964/65 RATING or WARRANTY PLATE (U.S. built vehicles)



Installed in the following locations:

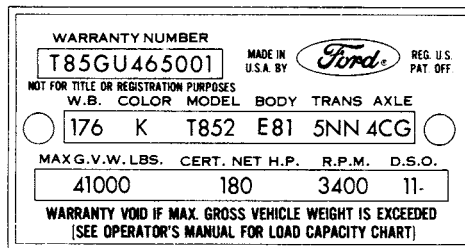
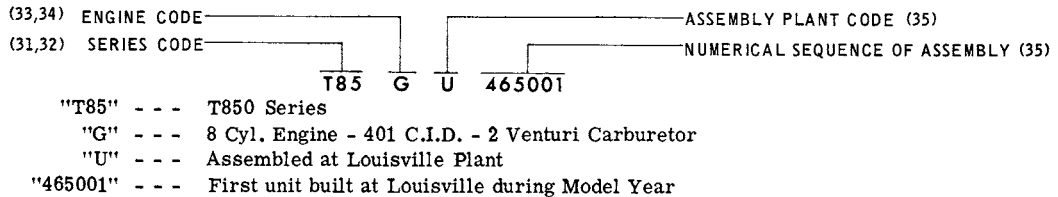
- B-F100/750 (84,85) Glove compartment door (inside)
- C-CT-H-HT550/1100,E100,F-N-NT-T100/1100 (81) Latch face of the left front door
- P100/500 (85) Upper right corner of the dash panel
- P100/500 (88) Upper right corner of the radiator support

The Rating or Warranty Plate includes:

1. Warranty Number (first line) consisting of Codes which identify Series, Engine, Assembly Plant and Numerical Sequence of Assembly.
2. Miscellaneous Vehicle Data (second line) consisting of Wheelbase and Codes which identify Color of Exterior Paint, Model, Trim, Body Type, Auxiliary Transmission, Main Transmission, Rear Axle Ratio and Front Axle Capacity.
3. The third line consists of Gross Vehicle Weight rating, Certified Net Horsepower @ the R.P.M. shown, a Code which identifies the District and the D.S.O. number (when applicable).

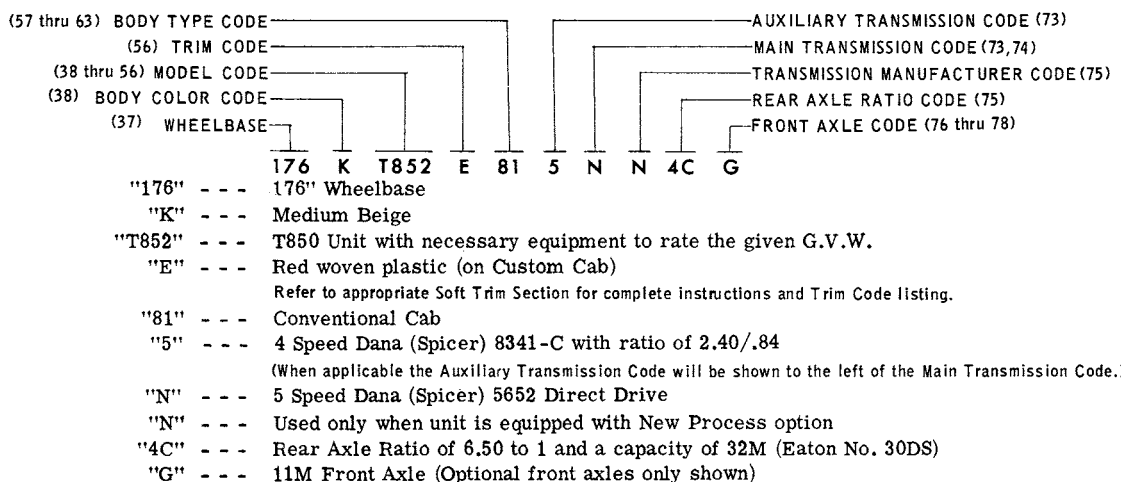
The page numbers (s) on which the Codes are listed is shown in parenthesis.

(FIRST LINE) WARRANTY NUMBER (T85GU465001)



P-4009

(SECOND LINE) MISCELLANEOUS VEHICLE DATA (176 K T852 E81 5NN 4CG)



(PART OF THIRD LINE) DISTRICT CODE (11)

- "11" - - - Boston District (and D.S.O. number when applicable)
 Refer to page 22 for complete explanation.

GENERAL INFORMATION

FORD TRUCK PARTS



1965 RATING or WARRANTY PLATE (Canadian built vehicles)

Installed in the following locations:

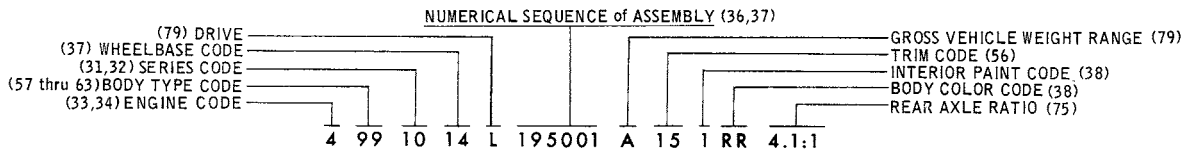
- All except P100/500 (88) Left hand front body pillar
- P100/500 (88) Upper right corner of the radiator support

The Rating or Warranty Plate includes:

1. Serial Number (first line) consisting of Codes which identify Engine, Body Type, Series, Wheelbase, Drive, Numerical Sequence of Assembly and Gross Vehicle Weight range. The first line also includes Codes which identify Trim and Color of Exterior Paint and the actual rear axle ratio.
2. Miscellaneous Vehicle Data (second line) consisting of Codes which identify Model and Series. The actual wheelbase and Gross Vehicle Weight Rating are also indicated.
3. The third line consists of a code which identifies Engine. The number of Transmission Speeds and a Code which identifies the D.S.O. number (when applicable).

The page number (s) on which the Codes are listed is shown in parenthesis.

(FIRST LINE) SERIAL NUMBER, ETC. (4991014L-195000A 50 1RR 4.11:1)

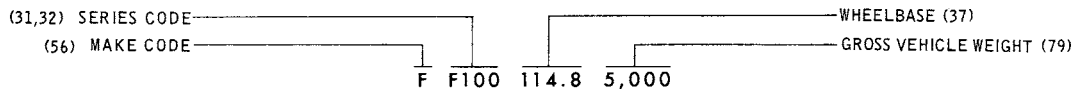


- "4" --- 8 Cyl. Engine
- "99" --- Conventional Cab with a Styleside Pickup Box
- "10" --- 100 Series
- "14" --- 114.8" Wheelbase
- "L" --- Left Hand Drive
- "195001" --- First unit built at Oakville during Model Year
- "A" --- Gross Vehicle Weight Range from 3.6M to 5.6M
- "15" --- Red vinyl and red woven plastic (Refer to 1965 Soft Trim Section for complete instructions and Trim Codes)
- "1" --- Red
- "RR" --- Red
- "4.11: 1" --- Rear Axle Ratio of 4.11 to 1

| | | | |
|------------------|---|--|----------------------------------|
| 4991014L-195001A | 15 | 1RR | 4.11:1 |
| SERIAL NO. | TRIM | PAINT | AXLE RATIO |
| F-F100 114.8 | <i>Ford Motor Company of Canada Limited</i> | | 5,000 |
| SERIES ENGINE | W.B. TRANS. | OAKVILLE ONTARIO | MAX G.V.W. LB. SPECIAL ORDER NO. |
| SS-4 | SPD | ENGINE NUMBER IS STAMPED ON CYLINDER BLOCK. THE MAXIMUM GROSS VEHICLE WEIGHT SHOWN IS DEPENDENT ON THE USE OF ADEQUATE SPRING, AUXILIARY EQUIPMENT & TIRES. WARRANTY VOID IF EXCEEDED. | 01-001 |

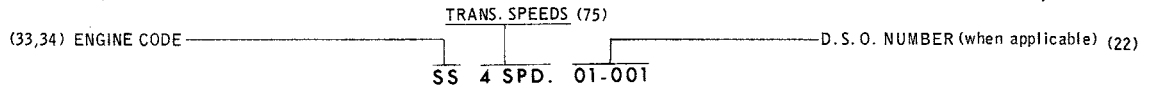
P-8446

(SECOND LINE) MISCELLANEOUS VEHICLE DATA (F-F100 114.8 5,000)



- "F" --- Ford
- "F100" --- F100 Series Conventional Cab
- "114.8" --- 114.8" Wheelbase
- "5000" --- Gross Vehicle Weight of 5M

(THIRD LINE) ENGINE, TRANSMISSION and SPECIAL ORDER NUMBER (Q 4 SPD. 01-001)



- "SS" --- 8 Cyl. Engine-352 C.I.D.
- "4 Spd." --- 4 Speed Manual Transmission
- "01-001" --- D.S.O. number (when applicable)

FORD TRUCK PARTS

1965 AUXILIARY IDENTIFICATION (Canadian built vehicles)

(USED IN ADDITION TO RATING or WARRANTY PLATE)

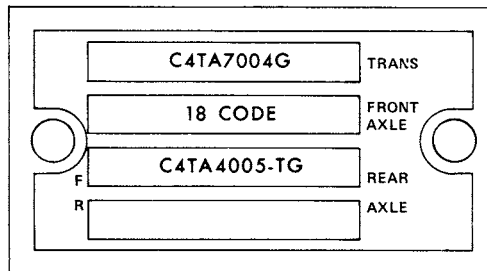


Installed below the Rating or Warranty Plate in the following locations:

- All except P100/500 (88) Left hand front body pillar.
- P100/500 (88) Upper right corner of the radiator support.

The Auxiliary Identification Plate includes:

1. Transmission Assembly Identification Number which identifies the Manufacturer, Model Number and Transmission speeds.
2. Front Axle Code which identifies the Manufacturer, Model Number, Ratio and/or Capacity.
3. Rear Axle Assembly Identification Number(s) which identifies the Manufacturer, Model Number, Capacity and Ratio of the Rear Axle(s).



P-8463

(FIRST LINE) TRANSMISSION

"C4TA 7004-G" - - - Spicer 5 speed transmission, Model 5652 (Refer to Page 75)

(SECOND LINE) FRONT AXLE CODE

"18" - - - Ford-Rockwell (Timken) 7M front axle used w/o power steering (Refer to Page 77)

(THIRD and FOURTH LINES) REAR AXLE

"C5TA 4005-TG" - - - Rockwell (Timken), Model H140 rear axle, with a Capacity of 17M and a Ratio of 5.83 (Refer to Page 75)

GENERAL INFORMATION

FORD TRUCK PARTS



1966/69 RATING or WARRANTY PLATE

Installed in the following locations:

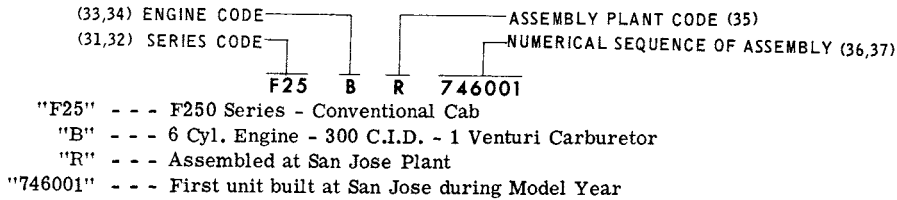
- B-F100/750 (84,85) Glove compartment door (inside) - 1966
- B-F100/750 (84,85) Right side of dash panel - 1967/69
- C-CT-H-HT550/1100,E100/300,F-N-NT-T100/1100 (81) Latch face of the left front door
- P100/500 Right side of radiator support
- W-WT1000 Left front door (inside)

The Rating or Warranty Plate includes:

1. Warranty Number (first line) consisting of Codes which identify Series, Engine, Assembly Plant and Numerical Sequence of Assembly.
2. Miscellaneous Vehicle Data (second line) consisting of Wheelbase and Codes which identify Color of Exterior Paint, Model, Trim, Body Type, Auxiliary Transmission, Main Transmission, Rear Axle Ratio and Front Axle Capacity.
3. The third line consists of Gross Vehicle Weight rating, Certified Net Horsepower @ the R.P.M. shown, a Code which identifies the District and the D.S.O. number when applicable.

The page number(s) on which the Codes are listed is shown in parenthesis.

(FIRST LINE) WARRANTY NUMBER (F25BR 746001)



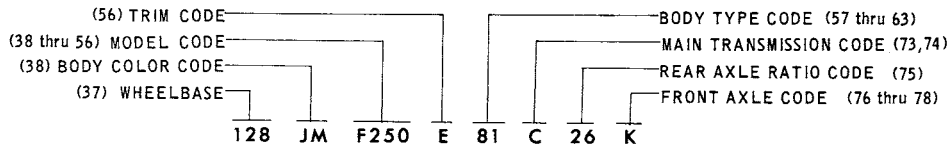
INDICATES U.S. BUILT TRUCKS

| | | | |
|--|----------------|-----------------|------------------|
| F25BR | 746001 | WARRANTY NUMBER | (MADE IN U.S.A.) |
| W.B. | COLOR | MODEL | BODY TRANS. AXLE |
| 128 | JM | F250 | E81 C 26K |
| MAX. G.V.W. LBS. | CERT. NET H.P. | R.P.M. | D.S.O. |
| 7500 | 132 | 3600 | 72 |
| WARRANTY VOID IF MAX. GROSS VEHICLE WEIGHT IS EXCEEDED (SEE OPERATOR'S MANUAL OR LOAD CAPACITY CHART) | | | |

INDICATES CANADIAN BUILT TRUCKS

P-5220

(SECOND LINE) MISCELLANEOUS VEHICLE DATA (128 JM F250 E81 C 26K)



- "128" - - - 128" Wheelbase
- "JM" - - - Rangoon Red Lower Body (J), Wimbledon White Upper Body (M)
- "F250" - - - F250 Unit with necessary equipment to rate the given G.V.W.
- "E" - - - Red vinyl and Red woven plastic (on Custom Cab)
Refer to Appropriate Soft Trim Section for complete instructions and Trim Code listing
- "81" - - - Conventional Cab
- "C" - - - 3 Speed Light Duty Transmission
(When applicable the Auxiliary Transmission Code will be shown to the left of the Main Transmission Code.)
- "26" - - - Rear Axle Ratio of 4.88 to 1 and a capacity of 5.2M Dana (Spicer)#60
- "K" - - - 3.5M Front Axle (Optional front axles only shown)

(PART OF THIRD LINE) DISTRICT CODE (72)

- "72" - - - San Jose District (and D.S.O. number when applicable)
Refer to page 22 for complete explanation.

FORD TRUCK PARTS



1970/ RATING or WARRANTY PLATE -

Installed in the following locations:

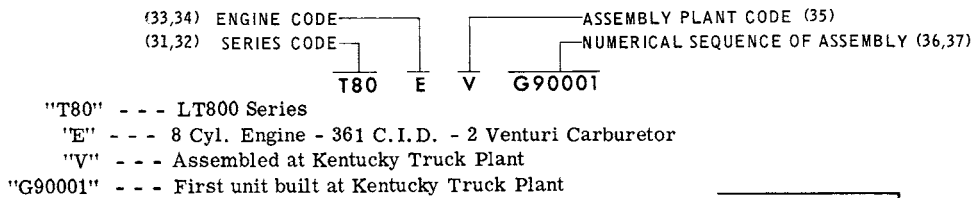
- B-F100/750 (84,85) Right side of dash panel
- C-CT500/1000,E100/300,F-L-LN-LNT-LT-LTS100/900 (81) Latch face of left front door
- P100/500 Right side of radiator support
- W-WT900/1000 Left front door (inside)

The Rating or Warranty Plate includes:

1. Warranty Number (first line) consisting of Codes which identify Series, Engine, Assembly Plant and Numerical Sequence of Assembly.
2. Miscellaneous Vehicle Data (second line) consisting of Wheelbase and Codes which identify Color of Exterior Paint, Model, Trim, Body Type, Auxiliary Transmission, Main Transmission, Rear Axle Ratio and Front Axle Capacity.
3. The third line consists of Gross Vehicle Weight rating, Certified Net Horsepower @ the R.P.M. shown, a Code which identifies the District and the D.S.O. number when applicable.

The page number(s) on which the Codes are listed is shown in parenthesis.

(FIRST LINE) WARRANTY NUMBER (T80EV G90001)

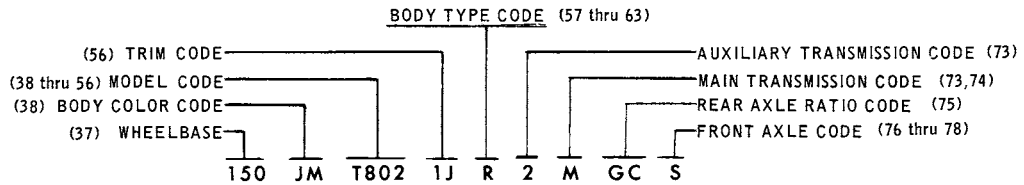


INDICATES U.S. BUILT TRUCKS

| | | | |
|--|-------------------|---|--------|
| SEE OPERATORS MANUAL FOR EQUIP. REQ'D FOR MAX. GVW & LOAD CAPACITIES | | | |
| T80EVG90001 | | WARRANTY VOID IF LOAD CAPACITY EXCEEDED | |
| ↑ WARRANTY NO./ADEQUATE TIRES REQ'D FOR AXLE LOADINGS | | | |
| 150 | JM | T802 | 1J8 |
| 39000 | | 182 | 3800 |
| MAX. G.V.W. LBS. | C.E.R.T. NET H.P. | R.P.M. | D.S.O. |

P-8163

(SECOND LINE) MISCELLANEOUS VEHICLE DATA (150 JM T802 1J8 2M GCS)



- "150" - - - 150" Wheelbase
- "JM" - - - Rangoon Red lower body (J), Wimbledon White upper body (M)
- "T802" - - - LT800 Unit with necessary equipment to rate the given G.V.W.
- "1J" - - - Gray all vinyl (on Standard Cab)
(Refer to appropriate Soft Trim Section for complete instructions and Trim Code Listing.)
- "R" - - - Conventional Cab
- "2" - - - 3 Speed Dana (Spicer) 5831-D with ratio of 2.0/.85
When applicable the Auxiliary Transmission Code will be shown to the left of the main Transmission Code.
- "M" - - - Clark 5 Speed 285V Direct Drive
- "GC" - - - Rear Axle Ratio of 7.60 and a capacity of 32M (Eaton No. 30DSC)
- "S" - - - 16M Front Axle with power steering

(PART OF THIRD LINE) DISTRICT CODE (72)

- "72" - - - San Jose District (and D.S.O. number when applicable)
Refer to page 22 for complete explanation.



1970/ SAFETY STANDARDS CERTIFICATION LABEL
(USED IN ADDITION TO RATING or WARRANTY PLATE)

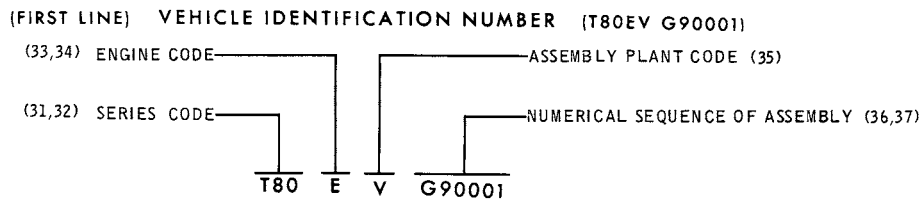
Installed in the following locations:

- E-F100/350 Latch face of the left front door
- C-CT500/1000, F500/750 Quarter pillar opposite the latch face of the left front door
- L-LN-LNT-LT-LTS500/900
- W*WT900/1000 Outboard side of the instrument cluster

The Certification Label includes:

- * 1. Build date (e.g. 11/69) in upper left hand corner which indicates the month and year in which the unit was built.
- * 2. Vehicle Identification Number (first line) consisting of Codes which identify Series, Engine, Assembly Plant and Numerical Sequence of Assembly.
- * ONLY ON VEHICLES HAVING BACK-OF-CAB EQUIPMENT INSTALLED AT ASSEMBLY PLANT (PICKUP BOXES, TRACTOR-TRAILER PACKAGE, ETC.)

The page number(s) on which the Codes are listed is shown in parenthesis.



- "T80" - - - LT800
- "E" - - - 8 Cyl. Engine - 361 C.I.D. - 2 Venturi Carburetor
- "V" - - - Assembled at Kentucky Truck Plant
- "G90001" - - - First Unit built at Kentucky Truck Plant during Model Year
- "11/69" - - - Built during November, 1969

VEHICLES SOLD IN U.S.

| | | | |
|---|------|----------|--------|
| MANUFACTURED BY | | 90001 | |
| FORD MOTOR COMPANY | | | |
| 11/69 THIS VEHICLE CONFORMS TO ALL APPLICABLE FEDERAL MOTOR VEHICLE SAFETY STANDARDS IN EFFECT ON DATE OF MANUFACTURE SHOWN ABOVE | | | |
| VEH IDENT NO | | WB | COL |
| T80EVG90001 | | | |
| MOD | AXLE | | |
| | | | |
| BODY | TRNS | MAX GVWR | NET HP |
| | | | |
| DSO | | | |
| | | | |
| RPM | | | |
| WARRANTY VOID IF LOAD CAPACITY EXCEEDED. SEE OPER. MAN. FOR EQUIP. REQ'D FOR MAX. GVW & LOAD CAP. ADEQUATE TIRES REQ'D FOR AXLE LOADING. Made in U.S.A. | | | |

VEHICLES SOLD IN CANADA

| | | | |
|---|------|----------|--------|
| MANUFACTURED BY | | 90001 | |
| FORD MOTOR COMPANY | | | |
| 11/69 THIS VEHICLE CONFORMS TO ALL U.S. APPLICABLE FEDERAL MOTOR VEHICLE SAFETY STANDARDS IN EFFECT ON DATE OF MANUFACTURE SHOWN ABOVE | | | |
| VEH IDENT NO | | WB | COL |
| T80EVG90001 | | | |
| MOD | AXLE | | |
| | | | |
| BODY | TRNS | MAX GVWR | NET HP |
| | | | |
| DSO | | | |
| | | | |
| RPM | | | |
| WARRANTY VOID IF LOAD CAPACITY EXCEEDED. SEE OPER. MAN. FOR EQUIP. REQ'D FOR MAX. GVW & LOAD CAP. ADEQUATE TIRES REQ'D FOR AXLE LOADING. Made in U.S.A. | | | |

P.7409

FOR BALANCE OF RATING OR WARRANTY PLATE INFORMATION REFER TO WARRANTY PLATE DIAGRAM ON PAGE 29.

FORD TRUCK PARTS



RATING or WARRANTY PLATE and CERTIFICATION LABEL

SERIES CODES 1964/65 U.S. BUILT VEHICLES 1966/ U.S. and CANADIAN BUILT VEHICLES

THE FIRST 3 DIGITS OF THE WARRANTY OR VEHICLE IDENTIFICATION NUMBER INDICATE THE TRUCK SERIES.

THE FOLLOWING CHART LISTS THESE CODES AND THE TRUCK MODEL WHICH THEY REPRESENT.

| | | |
|-----|------------------|-------------|
| F25 | BR | 746001 |
| | W.B. | COLOR MODEL |
| | 128 | JM F250 |
| | MAX. G.V.W. LBS. | CERT. |

RATING OR WARRANTY PLATE SHOWN
CERTIFICATION LABEL TYPICAL

| SERIES CODE | YEAR | DESCRIPTION | G.V.W. RATING | ◇ CATALOGED AS - | SERIES CODE | YEAR | DESCRIPTION | G.V.W. RATING | ◇ CATALOGED AS - |
|-------------|-------|-------------------------|---------------|------------------|-------------|-------|-------------------------|---------------|------------------|
| A80 | 69 | | * | F800(Diesel) | E28 | 71/ | Custom Club Wagon Bus | * | E200 |
| A81 | 69 | | * | F800(Diesel) | E29 | 71/ | Chateau Wagon Bus | * | E200 |
| A95 | 64/66 | | * | HT950(Diesel) | E30 | 72 | Cutaway Cab | * | E300 |
| B50 | 64/ | | * | B500 | E31 | 69/ | Club Wagon | * | E300 |
| B60 | 64/ | | * | B600(Gas) | E32 | 69/ | Custom Club Wagon | * | E300 |
| B61 | 64/ | | * | B600 | E33 | 69/ | Chateau Wagon | * | E300 |
| B70 | 64/ | | * | B700(Gas) | E34 | 69/ | Regular Van | * | E300 |
| B75 | 64/ | | * | B750 | E35 | 69/ | Window Van | * | E300 |
| C00 | 64/70 | | * | C1000 | E36 | 69/ | Display Van | * | E300 |
| C01 | 64/65 | | * | C1100 | E37 | 71/ | Standard Club Wagon Bus | * | E300 |
| C50 | 70/71 | | * | C500 | E38 | 71/ | Custom Club Wagon Bus | * | E300 |
| C55 | 64/70 | | * | C550 | E39 | 71/ | Chateau Wagon Bus | * | E300 |
| C60 | 64/ | | * | C600(Gas) | F00 | 64/69 | | * | F1000(Gas) |
| C61 | 64/ | | * | C600(Gas) | F01 | 64/65 | | * | F1100(Gas) |
| C70 | 64/ | | * | C700(Gas) | F10 | 64/ | 2 wheel drive | * | F100-4 x 2 |
| C75 | 64/ | | * | C750 | F11 | 64/ | 4 wheel drive | * | F100-4 x 4 |
| C76 | 68/ | | * | C750 | F17 | 72 | 2 wheel drive | * | F100-4 x 2 |
| C80 | 64/ | | * | C800(Gas) | F18 | 72 | 4 wheel drive | * | F100-4 x 4 |
| C85 | 64/70 | | * | C850 | F25 | 64/ | 2 wheel drive | * | F250-4 x 2 |
| C90 | 70/ | | * | C900 | F26 | 64/ | 4 wheel drive | * | F250-4 x 4 |
| C91 | 72 | | * | C900(Gas) | F27 | 72 | 2 wheel drive | * | F250-4 x 2 |
| C95 | 64/70 | | * | C950 | F28 | 72 | 4 wheel drive | * | F250-4 x 4 |
| D60 | 64/ | | * | C600(Diesel) | F35 | 64/ | | * | F350 |
| D61 | 64/70 | | * | C600(Diesel) | F37 | 72 | | * | F350 |
| D70 | 64/ | | * | C700(Diesel) | F50 | 64/ | | * | F500 |
| D80 | 66/ | | * | C800(Diesel) | F60 | 64/ | 2 wheel drive | * | F600(Gas)-4 x 2 |
| E10 | 64/67 | Pickup | * | E100 | F61 | 64/ | 2 wheel drive | * | F600(Gas)-4 x 2 |
| E11 | 64/65 | Station Bus | * | E100 | F65 | 71/ | 4 wheel drive | * | F600(Gas)-4 x 4 |
| | 66/67 | Club Wagon | * | E100 | F66 | 71/ | 4 wheel drive | * | F600(Gas)-4 x 4 |
| | 69/ | Club Wagon | * | E100 | F70 | 64/ | | * | F700 |
| E12 | 64/67 | Custom Club Wagon | * | E100 | F75 | 64/ | | * | F750 |
| | 69/ | Custom Club Wagon | * | E100 | F80 | 64/69 | | * | F800(Gas) |
| E13 | 64/67 | Deluxe Club Wagon | * | E100 | | 70/ | | * | L800(Gas) |
| | 69/ | Chateau Wagon | * | E100 | F81 | 65/69 | | * | F800(Gas) |
| E14 | 64/67 | Van | * | E100 | | 71/ | | * | L800(Gas) |
| | 69/ | Regular Van | * | E100 | F85 | 64/69 | | * | F850 |
| E15 | 64/67 | Panel Van | * | E100 | F86 | 65 | | * | F850 |
| | 69/ | Window Van | * | E100 | | 68/69 | | * | F850 |
| E16 | 66/67 | Super Van | * | E100 | F90 | 70/ | | * | L900(Gas) |
| | 69/ | Display Van | * | E100 | F91 | 72 | | * | L900(Gas) |
| E17 | 66/67 | Super Panel Van | * | E100 | F95 | 64/69 | | * | F950(Gas) |
| E21 | 69/ | Club Wagon | * | E200 | G35 | 64/71 | | * | P350(Diesel) |
| E22 | 69/ | Custom Club Wagon | * | E200 | G40 | 64/71 | | * | P400(Diesel) |
| E23 | 69/ | Chateau Wagon | * | E200 | G50 | 64/71 | | * | P500(Diesel) |
| E24 | 69/ | Regular Van | * | E200 | H00 | 64/66 | | * | H1000(Gas) |
| E25 | 69/ | Window Van | * | E200 | H80 | 69 | | * | C800(Diesel) |
| E26 | 69/ | Display Van | * | E200 | | | | | |
| E27 | 71/ | Standard Club Wagon Bus | * | E200 | | | | | |

* For G.V.W. and related information check Model Code (shown on Warranty Plate) against Model Codes beginning on page 38.

◇ The designation (Gas) or (Diesel) will be shown only when necessary to clarify differences in application on similar items for which unique part numbers are required.

For example: unique to Gas -LN900(Gas) not available with Gas -W900
 unique to Diesel -LN900(Diesel) not available with Diesel -F100
 common to Gas and Diesel -LN900



RATING or WARRANTY PLATE and CERTIFICATION LABEL - continued

SERIES CODES

| SERIES CODE | YEAR | DESCRIPTION | G. V. W RATING | ◇ CATALOGED AS - | SERIES CODE | YEAR | DESCRIPTION | G. V. W. RATING | ◇ CATALOGED AS - |
|-------------|-------|-------------|----------------|------------------|-------------|-------|-------------|-----------------|------------------|
| J60 | 67/71 | | * | B600(Diesel) | R70 | 64/69 | | * | N700(Diesel) |
| J61 | 68/71 | | * | B600(Diesel) | | 70/ | | * | LN700(Diesel) |
| J70 | 67/ | | * | B700(Diesel) | R80 | 67/69 | | * | N800(Diesel) |
| J95 | 64/66 | | * | HT950(Gas) | | 70/ | | * | LN800(Diesel) |
| | | | | | R81 | 67 | | * | N800(Diesel) |
| K00 | 64/69 | | * | F1000(Diesel) | | 69 | | * | N800(Diesel) |
| K01 | 64/65 | | * | F1100(Diesel) | | 71 | | * | LN800(Diesel) |
| K60 | 67/ | | * | F600(Diesel) | R90 | 70/ | | * | LN900(Diesel) |
| K61 | 68/ | | * | F600(Diesel) | R95 | 64/65 | | * | N950(Diesel) |
| K70 | 68/ | | * | F700(Diesel) | R96 | 64/65 | | * | N950(Diesel) |
| K80 | 66/69 | | * | F800(Diesel) | | | | | |
| | 70/ | | * | L800(Diesel) | S80 | 70/ | | * | LNT800(Gas) |
| K81 | 66/69 | | * | F800(Diesel) | S85 | 64/69 | | * | NT850(Gas) |
| | 71/ | | * | L800(Diesel) | S90 | 70/ | | * | LNT900(Gas) |
| K90 | 70/ | | * | L900(Diesel) | S91 | 72 | | * | LNT900(Gas) |
| K95 | 64/69 | | * | F950(Diesel) | S95 | 64/69 | | * | NT950(Gas) |
| K96 | 66/69 | | * | F950(Diesel) | | | | | |
| | | | | | T70 | 64/66 | | * | T700 |
| L75 | 64/67 | | * | CT750 | T75 | 64/66 | | * | T750 |
| L80 | 64/ | | * | CT800(Gas) | T80 | 64/69 | | * | T800(Gas) |
| L85 | 64/70 | | * | CT850 | | 70/ | | * | LT800(Gas) |
| L90 | 70/ | | * | CT900 | T81 | 72 | | * | LT800(Gas) |
| L91 | 72 | | * | CT900(Gas) | T85 | 64/69 | | * | T850(Gas) |
| L95 | 64/70 | | * | CT950 | T90 | 70/ | | * | LT900(Gas) |
| | | | | | T91 | 72 | | * | LT900(Gas) |
| M80 | 69 | | * | T800(Diesel) | T95 | 64/69 | | * | T950(Gas) |
| | | | | | | | | | |
| N00 | 64/69 | | * | N1000(Gas) | U80 | 66/69 | | * | T800(Diesel) |
| N01 | 64/65 | | * | N1100(Gas) | | 70/ | | * | LT800(Diesel) |
| N50 | 64/69 | | * | N500 | U81 | 72 | | * | LT800(Diesel) |
| | 70/71 | | * | LN500 | U85 | 64/69 | | * | T850(Diesel) |
| N60 | 64/69 | | * | N600(Gas) | U90 | 70/ | | * | LT900(Diesel) |
| | 70/ | | * | LN600(Gas) | U91 | 72 | | * | LT900(Diesel) |
| N61 | 64/69 | | * | N600(Gas) | U95 | 64/69 | | * | T950(Diesel) |
| | 71/ | | * | LN600(Gas) | V80 | 70/ | | * | LTS800(Gas) |
| N70 | 64/69 | | * | N700(Gas) | V90 | 70/ | | * | LTS900(Gas) |
| | 70/ | | * | LN700(Gas) | V91 | 72 | | * | LTS900(Diesel) |
| N75 | 64/69 | | * | N750 | W80 | 67/69 | | * | NT800(Diesel) |
| | 70/ | | * | LN750 | | 70/ | | * | LNT800(Diesel) |
| N76 | 72 | | * | LN750(Gas) | W81 | 72 | | * | LNT800(Diesel) |
| N80 | 70/ | | * | LN800(Gas) | W85 | 64/69 | | * | NT850(Diesel) |
| N81 | 72 | | * | LN800(Gas) | W90 | 70/ | | * | LNT900(Diesel) |
| N85 | 64/69 | | * | N850 | W91 | 72 | | * | LNT900(Diesel) |
| N86 | 65 | | * | N850 | W95 | 64/69 | | * | NT950(Diesel) |
| | 68/69 | | * | N850 | | | | | |
| N90 | 70/ | | * | LN900(Gas) | X00 | 66/70 | | * | WT1000 |
| N91 | 72 | | * | LN900(Gas) | X90 | 70/ | | * | WT900 |
| N95 | 64/69 | | * | N950(Gas) | | | | | |
| | | | | | Y00 | 64/66 | | * | H1000(Diesel) |
| P10 | 64/67 | | * | P100 | Y80 | 70/ | | * | LTS800(Diesel) |
| P35 | 64/ | | * | P350(Gas) | Y81 | 72 | | * | LTS800(Diesel) |
| P40 | 64/ | | * | P400(Gas) | Y90 | 70/ | | * | LTS900(Diesel) |
| P50 | 64/ | | * | P500(Gas) | Y91 | 72 | | * | LTS900(Diesel) |
| | | | | | | | | | |
| Q80 | 66/ | | * | CT800(Diesel) | Z00 | 66/70 | | * | W1000 |
| R00 | 64/69 | | * | N1000(Diesel) | Z90 | 70/ | | * | W900 |
| R01 | 64/65 | | * | N1100(Diesel) | | | | | |
| R60 | 64/69 | | * | N600(Diesel) | | | | | |
| | 70/ | | * | LN600(Diesel) | | | | | |
| R61 | 64/69 | | * | N600(Diesel) | | | | | |
| | 71/ | | * | LN600(Diesel) | | | | | |

* For G.V.W. and related information check Model Code (shown on Warranty Plate) against Model Codes beginning on page 38.

◇ The designation (Gas) or (Diesel) will be shown only when necessary to clarify differences in application on similar items for which unique part numbers are required.

For example: unique to Gas -LN900(Gas) not available with Gas -W900
 unique to Diesel -LN900(Diesel) not available with Diesel -F100
 common to Gas and Diesel -LN900

FORD TRUCK PARTS



RATING or WARRANTY PLATE and CERTIFICATION LABEL - continued

SERIES CODES 1965 CANADIAN BUILT VEHICLES

THE FOURTH AND FIFTH DIGITS OF THE SERIAL NUMBER INDICATE THE TRUCK SERIES
THE FOLLOWING CHART LISTS THESE CODES AND THE TRUCK MODEL WHICH THEY REPRESENT.

49(10)4L-195001A
SERIAL NO.
F-F100 114.8
SERIES W.B.
Ford Motor Co
SAKVL

| CODE | YEAR | SERIES | ◇ CATALOGED AS- | CODE | YEAR | SERIES | ◇ CATALOGED AS- |
|------|------|------------------------|------------------|------|------|--------|-------------------|
| 10 | 65 | 100 (except Econoline) | (Model) plus 100 | 70 | 65 | 700 | (Model) plus 700 |
| 11 | 65 | 100 (Econoline) | E100 | 75 | 65 | 750 | (Model) plus 750 |
| 25 | 65 | 250 | (Model) plus 250 | 80 | 65 | 800 | (Model) plus 800 |
| 35 | 65 | 350 | (Model) plus 350 | 85 | 65 | 850 | (Model) plus 850 |
| 50 | 65 | 500 | (Model) plus 500 | 95 | 65 | 950 | (Model) plus 950 |
| 55 | 65 | 550 | (Model) plus 550 | 96 | 65 | 1000 | (Model) plus 1000 |
| 60 | 65 | 600 | (Model) plus 600 | 98 | 65 | 1100 | (Model) plus 1100 |

ENGINE CODES 1964/65 U.S. BUILT VEHICLES 1966/ U.S. and CANADIAN BUILT VEHICLES

THE FOURTH DIGIT OF THE WARRANTY OR VEHICLE IDENTIFICATION NUMBER INDICATES BASIC ENGINE IDENTIFICATION.

THE FOLLOWING CHART LISTS THESE CODES AS WELL AS GAS OR DIESEL, NUMBER OF CYLINDERS, CUBIC INCH DISPLACEMENT, NUMBER OF CARBURETOR VENTURI AND WHERE APPLICABLE THE MANUFACTURERS NAME AND MODEL NUMBER.

FOR FURTHER ENGINE IDENTIFICATION REFER TO SECTION 60 IN THIS CATALOG.

F2(B) 746001 WAR
W.B. COLOR MODEL
128 JM F250
MAX. G.V.W. LBS. CERT. NI

RATING OR WARRANTY PLATE SHOWN
CERTIFICATION LABEL TYPICAL

| CODE | YEAR | ● G OF D | CYL. | C.I.D. | CARB. | T Y P E | CODE | YEAR | ● G OF D | CYL. | C.I.D. | CARB. | T Y P E |
|-------|-------|----------|------|--------|-------|---|-------|-------|----------|------|--------|-------|---|
| A | 64/65 | G | 8 | 330 | 2V | Medium duty | G | 64/66 | G | 8 | 401 | 2V | Cummins V8-265 Cummins V903 |
| | 66/ | D | 6 | 240 | 1V | Cummins NHC-250 | | 69/ | G | 8 | 302 | 2V | |
| | 66/ | D | 6 | 855 | | | | 66/69 | D | 8 | 784 | | |
| B | 64 | G | 6 | 262 | 1V | Cummins V6E-195 Cummins V903 | H | 64/65 | G | 8 | 477 | 2V | Cummins NHC-250 |
| | 65/ | G | 6 | 300 | 1V | | | 66/ | G | 8 | 401 | 4V | |
| | 66/69 | D | 6 | 588 | | | | 68/ | G | 8 | 390 | 2V | |
| | 70/ | D | 8 | 903 | | | | 66/67 | D | 6 | 855 | | |
| C | 64 | G | 8 | 292 | 2V | Medium duty Cummins NHE-180 Caterpillar 225 | J | 64 | G | 6 | 223 | 1V | Cummins NHC-250 Dorset |
| | 66/ | G | 8 | 330 | 2V | | | 65 | G | 6 | 240 | 1V | |
| | 66/67 | D | 6 | 743 | | | | 66 | G | 8 | 477 | 2V | |
| D | 64 | G | 8 | 292 | 4V | Heavy duty Cummins NHE-195 | K | 64/65 | G | 8 | 361 | 2V | Caterpillar-1673 Caterpillar-1673-B Cummins NHCT-270 Cummins NTC-270CT |
| | 65 | G | 8 | 352 | 2V | | | 66/ | G | 8 | 477 | 4V | |
| | 66/ | G | 8 | 330 | 2V | | | 66/67 | D | G | 525 | | |
| E | 64/65 | D | 6 | 330 | | Dagenham Cummins NH-220 Cummins V903 | 68/69 | D | 6 | 525 | | | |
| | 66/ | G | 8 | 361 | 2V | | 70/71 | D | 6 | 855 | | | |
| | 66/68 | D | 6 | 743 | | | 72 | D | 6 | 855 | | | |
| F | 66/ | G | 6 | 170 | 1V | Cummins V8E-235 Cummins NHCT-270 | | | | | | | |
| | 66/ | G | 8 | 391 | 4V | | | | | | | | |
| | 66/68 | D | 8 | 785 | | | | | | | | | |
| 70/71 | D | 6 | 855 | | | | | | | | | | |

● Gas or Diesel

◇ The designation (Gas) or (Diesel) will be shown only when necessary to clarify differences in application on similar items for which unique part numbers are required.

For example: unique to Gas -LN900(Gas) not available with Gas -W900
unique to Diesel -LN900(Diesel) not available with Diesel -F100
common to Gas and Diesel -LN900



Click Here To Order

BUY IT NOW!



RATING or WARRANTY PLATE and CERTIFICATION LABEL - continued

ENGINE CODES

| CODE | YEAR | G or D | CYL. | C.I.D. | CARB. | TYPE | CODE | YEAR | G or D | CYL. | C.I.D. | CARB. | TYPE | |
|------|-------|--------|------|--------|-------|--|------|-------|--------|------|--------|-------|---|------------------|
| L | 66/69 | G | 8 | 534 | 4V | Caterpillar-1673-B Cummins NHCT-270 Dorset | Y | 67 | G | 8 | 352 | 2V | Cummins NHE-180 Cummins C-180 Cummins N-927 | |
| | 66/69 | D | 6 | 525 | | | | 68/ | G | 8 | 360 | 2V | | |
| | 70/71 | D | 6 | 855 | | | | 64/65 | D | 6 | 743 | | | |
| | 71 | D | 4 | 254 | | | | 67/71 | D | 6 | 464 | | | |
| M | 64/65 | G | 8 | 330 | 2V | Heavy duty | | 72 | D | 6 | 927 | | Cummins N-927 | |
| | 66/ | D | 6 | 855 | | Cummins NTC-260 | Z | 64/65 | D | 6 | 743 | | Cummins NHE-195 | |
| N | 66/ | D | 6 | 855 | | Cummins NTC-280 | | 67/70 | D | 6 | 464 | | Cummins C-160 | |
| P | 64/65 | G | 8 | 401 | 4V | Cummins NTC-300 | 0 | 64/65 | D | 6 | 855 | | Cummins NH-250 | |
| | 66/ | D | 6 | 855 | | | | 70 | D | 6 | 638 | | Caterpillar 1673-C | |
| Q | 64/65 | G | 8 | 477 | 4V | Cummins NTC-320 | 1 | 68/ | D | 6 | 855 | | Cummins NH-230 | |
| | 66/ | D | 6 | 855 | | | 2 | 66/ | D | 6 | 426 | | Detroit 6-71N | |
| R | 64/65 | G | 8 | 534 | 4V | Cummins NTC-335 | 3 | 64/65 | D | 8 | 784 | | Cummins V8-265 | |
| | 66/ | D | 6 | 855 | | | | 69 | D | 6 | 638 | | Caterpillar 1674 | |
| S | 64 | G | 6 | 144 | 1V | Detroit 6-71N | 4 | 64/65 | D | 4 | 220 | | Dagenham | |
| | 65 | G | 6 | 200 | 1V | | | 68/ | D | 8 | 573 | | Caterpillar 200 | |
| | 66/71 | D | 6 | 426 | | | | 5 | 70/71 | D | 6 | 855 | | Cummins NHCT-270 |
| T | 64/65 | G | 6 | 170 | 1V | Detroit 8V-71N | | 72 | D | 8 | 855 | | Cummins NHC-270E | |
| | 66/ | D | 8 | 568 | | | 6 | 64/65 | D | 6 | 588 | | Cummins V6E-195 | |
| U | 66 | D | 4 | 220 | | Dagenham | | 66/ | D | 8 | 568 | | Detroit 8V-71N | |
| | 68/ | D | 8 | 522 | | Caterpillar-150 | 7 | 64/65 | D | 8 | 785 | | Cummins V8E-235 | |
| V | 64 | D | 6 | 672 | | Cummins NH-180 | | 66/ | D | 8 | 568 | | Detroit 8V-71NE | |
| | 66 | D | 6 | 330 | | Dagenham | 8 | 64/65 | D | 6 | 855 | | Cummins NHE-225 | |
| | 68/ | D | 8 | 522 | | Caterpillar 175 | | 69/ | D | 6 | 318 | | Detroit 6V-53N | |
| W | 67/69 | D | 6 | 363 | | Dorset | 9 | 64/65 | G | 8 | 391 | 4V | Detroit 6-71NE | |
| X | 64/65 | D | 6 | 743 | | Cummins NH-220 | | 66/71 | D | 6 | 426 | | | |
| | 67/70 | D | 6 | 464 | | Cummins CF-160 | | | | | | | | |

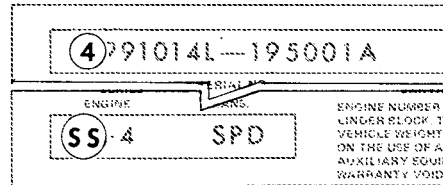
ENGINE CODES

1965 CANADIAN BUILT VEHICLES

THE FIRST DIGIT OF THE SERIAL NUMBER INDICATES THE NUMBER OF CYLINDERS AND GAS OR DIESEL.

THE CODE UNDER "ENGINE" INDICATES BASIC ENGINE IDENTIFICATION. THE FOLLOWING CHARTS LIST BOTH TYPES OF CODES AS WELL AS GAS OR DIESEL, NUMBER OF CYLINDERS, CUBIC INCH DISPLACEMENT AND WHERE APPLICABLE THE MANUFACTURER'S NAME AND MODEL NUMBER.

FOR FURTHER ENGINE IDENTIFICATION REFER TO SECTION 60 IN THIS CATALOG.



| CODE | G or D | CYL. | C. I. D. | TYPE | CODE | G or D | CYL. | C. I. D. | TYPE |
|------|--------|------|----------|------|------|--------|------|----------|------|
|------|--------|------|----------|------|------|--------|------|----------|------|

(CODE SHOWN IN SERIAL NUMBER)

| | | | | | | | | | |
|---|---|---|--|--|---|---|---|--|--|
| 1 | G | 8 | | | 6 | G | 6 | | |
| 4 | G | 8 | | | 7 | D | 6 | | |
| 5 | G | 6 | | | 8 | D | 6 | | |

(CODE SHOWN UNDER "ENGINE")

| | | | | | | | | | |
|-----|---|---|---------|------------------|-----|---|---|-----|-----------------|
| 3 | D | 8 | 785 | Cummins V8-265 | SS | G | 8 | 352 | |
| 4 | D | 4 | 220 | Dagenham | ST | G | 8 | 361 | |
| 6 | D | 6 | 588 | Cummins V6E-N195 | STT | G | 8 | 361 | |
| 7 | D | 8 | 785 | Cummins V8E-235 | SU | G | 8 | 391 | |
| 8 | D | 6 | 855 | Cummins NHE-225 | SUT | G | 8 | 391 | |
| | | | | | SV | G | 8 | 401 | |
| E | D | 6 | 330 | Dagenham | SVT | G | 8 | 401 | |
| O | D | 6 | 855 | Cummins NH-250 | SW | G | 8 | 477 | |
| SH | G | 8 | 330 H/D | | SWT | G | 8 | 477 | |
| SHT | G | 8 | 330 H/D | | SX | G | 8 | 534 | |
| SN | G | 8 | 330 M/D | | SXT | G | 8 | 534 | |
| SNT | G | 8 | 330 M/D | | SZ | G | 6 | 170 | |
| SP | G | 6 | 240 | | X | D | 6 | 743 | Cummins NH-220 |
| SQ | G | 6 | 300 L/D | | Y | D | 6 | 743 | Cummins NHE-180 |
| SR | G | 6 | 300 H/D | | Z | D | 6 | 743 | Cummins NHE-195 |
| SRT | G | 6 | 300 H/D | | | | | | |

FORD TRUCK PARTS



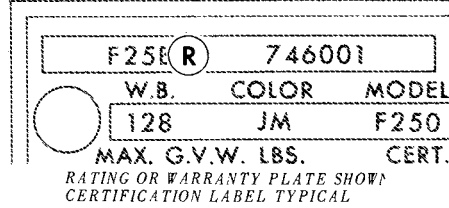
RATING or WARRANTY PLATE and CERTIFICATION LABEL - continued

ASSEMBLY PLANT CODES

1964/65 U.S. BUILT VEHICLES
1966/ U.S. and CANADIAN BUILT VEHICLES

THE FIFTH DIGIT OF THE WARRANTY OR VEHICLE IDENTIFICATION NUMBER INDICATES THE PLANT AT WHICH THE VEHICLE WAS ASSEMBLED.

THE FOLLOWING CHART LISTS THESE CODES AND THE CORRESPONDING ASSEMBLY PLANT.



| CODE | ASSEMBLY PLANT | CODE | ASSEMBLY PLANT |
|------|----------------|------|--------------------------|
| C | Ontario Truck | L | Michigan Truck |
| D | Dallas | N | Norfolk |
| E | Mahwah | P | Twin Cities |
| G | Chicago | R | San José |
| H | Lorain | S | Pilot Plant (Allen Park) |
| K | Kansas City | U | Louisville |
| | | V | Kentucky Truck |

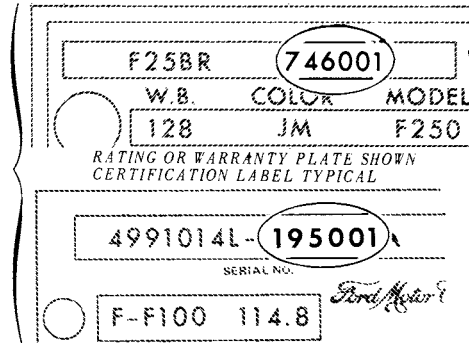
NUMERICAL SEQUENCE OF ASSEMBLY

1964/65 U.S. BUILT VEHICLES
1966/ U.S. and CANADIAN BUILT VEHICLES

A PRODUCTION SERIAL NUMBER SYSTEM IS USED TO IDENTIFY MODEL YEARS.

THE FOLLOWING CHART LISTS THE SERIAL NUMBER RANGES AND THE MODEL

YEAR REPRESENTED DEPENDENT ON THE MODELS LISTED.



SEQUENCED IN ORDER OF SERIAL NUMBER

| FROM SERIAL NUMBER | TO SERIAL NUMBER | MODEL | CATALOGED AS MODEL YEAR |
|---|------------------|---|-------------------------|
| (CANADIAN BUILT VEHICLES) | | | |
| 150,001 | | C-CT700/1100, F800/1100, T700/950 | 1965 |
| 195,001 | | B500/750, C550/600, E-F-P100/750 | 1965 |
| (U.S. BUILT VEHICLES) | | | |
| 445,001 | 580,000 | B-E-F-P100/600 | 1964 |
| 465,001 | 580,000 | B-F-T700/1100, C-CT-H-HT-N-NT500/1100 | 1964 |
| 580,001 | 732,000 | All (exc. F-N-NT-T500/1100 w/raised roof) | 1965 |
| (U.S. and CANADIAN BUILT VEHICLES) | | | |
| 713,001 | 716,000 | F-N-NT-T500/1100-w/raised roof | 1966 |
| 732,000 | 914,000 | All | 1966 |
| A00,001 | B82,000 | All (exc. E100) | 1967 |
| A00,001 | B99,999 | E100 | 1967 |
| C00,001 | D82,000 | All (exc. E100/300) | 1968 |
| C70,001 | G30,000 | E100/300 | 1969 |
| D82,001 | G30,000 | B-F-P100/750, C-CT-W-WT550/1000 | 1969 |
| D82,001 | G90,000 | F-T800/1000, N-NT500/1000 | 1969 |
| G30,001 | J70,000 | B-E-F-P100/750 | 1970 |
| G30,001 | J90,000 | C-CT-W-WT500/1000 | 1970 |
| G90,001 | J90,000 | L-LN-LNT-LT-LTS500/900 | 1970 |
| J70,001 | M30,000 | B-F-P100/750 | 1971 |
| J90,001 | M30,000 | C-CT-W-WT500/1000, L-LN-LNT-LT-LTS500/900 | 1971 |
| K00,001 | M30,000 | E100/300 | 1971 |
| M40,001 | Q00,000 | All | 1972 |

FORD TRUCK PARTS



RATING or WARRANTY PLATE and CERTIFICATION LABEL - continued

SEQUENCED IN ORDER OF TRUCK SERIES -

| FROM SERIAL NO. | TO SERIAL NO. | CATALOGED AS MODEL YEAR | FROM SERIAL NO. | TO SERIAL NO. | CATALOGED AS MODEL YEAR |
|--------------------|----------------------------|-------------------------|-----------------|---------------|-------------------------|
| N-NT SERIES | | | | | |
| 465,001 | 580,000 | 1964 | 732,001 | 914,000 | 1966 |
| 580,001 | 713,000 | 1965 | A00,001 | B82,000 | 1967 |
| 713,001 | 732,000 (exc. raised roof) | 1965 | C00,001 | D82,000 | 1968 |
| 713,001 | 732,000 (with raised roof) | 1966 | D82,001 | G90,000 | 1969 |

| | | | | | |
|-----------------|---------|------|---------|---------|------|
| P SERIES | | | | | |
| 445,001 | 580,000 | 1964 | D82,001 | G30,000 | 1969 |
| 580,001 | 732,000 | 1965 | G30,001 | J70,000 | 1970 |
| 732,001 | 914,000 | 1966 | J70,001 | M30,000 | 1971 |
| A00,001 | B82,000 | 1967 | M40,001 | Q00,000 | 1972 |

| | | | | | |
|-----------------|----------------------------|------|---------|---------|------|
| T SERIES | | | | | |
| 465,001 | 580,000 | 1964 | 732,001 | 914,000 | 1966 |
| 580,001 | 713,000 | 1965 | A00,001 | B82,000 | 1967 |
| 713,001 | 732,000 (exc. raised roof) | 1965 | C00,001 | D82,000 | 1968 |
| 713,001 | 732,000 (with raised roof) | 1966 | D82,001 | G90,000 | 1969 |

| | | | | | |
|--------------------|---------|------|---------|---------|------|
| W-WT SERIES | | | | | |
| 732,001 | 914,000 | 1966 | G30,001 | J90,000 | 1970 |
| A00,001 | B82,000 | 1967 | J90,001 | M30,000 | 1971 |
| C00,001 | D82,000 | 1968 | M40,001 | Q00,000 | 1972 |
| D82,001 | G30,000 | 1969 | | | |

WHEELBASE 1964/65 U.S. BUILT VEHICLES 1966/ U.S. and CANADIAN BUILT VEHICLES

THE ACTUAL WHEELBASE IN INCHES IS SHOWN ON
THE RATING OR WARRANTY PLATE.

| | | | |
|------------------|-------|--------|--|
| F25BR | | 746000 | |
| WR | COLOR | MODEL | |
| 128 | JM | F250 | |
| MAX. G.V.W. LBS. | | CERT | |



WHEELBASE CODES 1965 CANADIAN BUILT VEHICLES

THE SIXTH AND SEVENTH DIGITS OF THE SERIAL NUMBER INDICATE THE WHEELBASE OF THE VEHICLE.

THE FOLLOWING CHART LISTS THESE CODES AND THE WHEELBASE WHICH THEY REPRESENT.

IN ADDITION, THE ACTUAL WHEELBASE IN INCHES IS SHOWN ON THE RATING OR WARRANTY PLATE.

49910(14)1—195001A
SERIAL NO.

F-F100 114.8
SERIES W.B.

Ford Motor Co. Ltd.
DARVIL

| CODE | WHEELBASE (inches) | CODE | WHEELBASE (inches) | CODE | WHEELBASE (inches) | CODE | WHEELBASE (inches) |
|------|--------------------|------|--------------------|------|--------------------|------|--------------------|
| 01 | 201 | 28 | 128.8 | 53 | 153 | 75 | 175 |
| 02 | 102 | 32 | 132 | 56 | 156 (except B500) | 76 | 176 |
| 11 | 111 | 34 | 134 | 58 | 158 | 85 | 198.5 |
| 12 | 212 | 35 | 135 | 60 | 260.5 | 90 | 90 |
| 14 | 114.8 | 42 | 242.5 | 61 | 161 | 94 | 194 |
| 20 | 120 | 44 | 144 | 72 | 174 | 96 | 96 |
| 22 | 122 | 46 | 146 | 74 | 174 | 99 | 99 |
| 25 | 222.5 | 52 | 156 (B500) | | | | |

COLOR CODES (EXTERIOR PAINT) 1964/65 U.S. BUILT VEHICLES

1966/ U.S. and CANADIAN BUILT VEHICLES

THE CODE UNDER "COLOR" INDICATES THE EXTERIOR PAINT COLOR OF THE VEHICLE.

REFER TO THE PAINT SECTION FOR A LISTING OF THESE CODES AND THE PART NUMBER OF THE REQUIRED PAINT.

F25BR 746000 WAR

W.B. COLOR MODEL

128 JM F250

MAX. G.V.W. LBS. CERT. NO.

COLOR CODES (EXTERIOR PAINT) 1965 CANADIAN BUILT VEHICLES

THE SECOND AND THIRD DIGITS OF THE CODE ABOVE "PAINT" INDICATES THE EXTERIOR PAINT COLOR OF THE VEHICLE.

FOR SOLID COLOR VEHICLES THE DIGITS ARE THE SAME.

FOR TWO-TONE VEHICLES THE DIGITS DIFFER.

REFER TO THE PAINT SECTION FOR A LISTING OF THESE CODES AND THE PART NUMBER OF THE REQUIRED PAINT.

50 RR 4.11:1

TRIM PAINT AXLE RATIO

Company of Canada
limited

5,000

ONTARIO MAX G.V.W. LBS.

COLOR CODES (INTERIOR PAINT) 1965 CANADIAN BUILT VEHICLES

THE FIRST DIGIT OF THE "PAINT" CODE IDENTIFIES THE COLOR OF THE INTERIOR PAINT OF THE VEHICLE.

REFER TO THE PAINT SECTION FOR A LISTING OF THESE CODES AND THE PART NUMBER OF THE REQUIRED PAINT.

50 1RR 4.11:1

TRIM PAINT AXLE RATIO

Company of Canada
limited

5,000

ONTARIO MAX G.V.W. LBS.

MODEL CODES 1965 CANADIAN BUILT VEHICLES

THE MODEL CODE IS SHOWN ABOVE "SERIES" AND IDENTIFIES THE MODEL LISTED IN THE CATALOG.

4991014L—195001A
SERIAL NO.

F-F100 114.8
SERIES W.B.

Ford Motor Co. Ltd.
DARVIL

FORD TRUCK PARTS

Click Here To Order

BUY IT NOW!

100% GUARANTEED SATISFACTION

RATING or WARRANTY PLATE and CERTIFICATION LABEL - continued

MODEL CODES

1964/65 U.S. BUILT VEHICLES
1966/ U.S. and CANADIAN BUILT VEHICLES

THE MODEL CODE INDICATES THE TRUCK SERIES AND THE CORRESPONDING G.V.W. RATING.

THE FOLLOWING CHART LISTS THESE CODES AND THE TRUCK MODEL AND G.V.W. RATING WHICH THEY REPRESENT.

F25BR 746000 WAI

W.B. COLOR A. L.

128 JM (F250)

MAX. G.V.W. LBS. N

| MODEL CODE | YEAR | DESCRIPTION | G.V.W. RATING | ◇ CATALOGED AS - | MODEL CODE | YEAR | DESCRIPTION | G.V.W. RATING | ◇ CATALOGED AS - |
|------------|-------|------------------------------------|---------------|------------------|------------|-------|------------------------------------|---------------|------------------|
| A800 | 69 | | 24000 | F800 (Diesel) | B708 | 64/67 | A/brakes | 23000 | B700 (Gas) |
| A801 | 69 | | 20000 | F800 (Diesel) | | 68 | | 22000 | B700 (Gas) |
| A802 | 69 | | 25500 | F800 (Diesel) | | 69 | State of Pa. | 23000 | B700 (Gas) |
| A804 | 69 | Exc. state of Pa. | 27500 | F800 (Diesel) | | 70/72 | | 23000 | B700 (Gas) |
| A805 | 69 | State of Pa. | 27500 | F800 (Diesel) | B709 | 67/68 | | 22000 | B700 (Gas) |
| A806 | 69 | | 24000 | F800 (Diesel) | | 69/70 | | 21000 | B700 (Gas) |
| A807 | 69 | | 24500 | F800 (Diesel) | | 71/ | | 22000 | B700 (Gas) |
| A810 | 69 | Exc. state of Pa. | 27500 | F800 (Diesel) | B710 | 72 | | 19700 | B700 (Gas) |
| A811 | 69 | Exc. state of Pa. | 30000 | F800 (Diesel) | B711 | 72 | | 22000 | B700 (Gas) |
| A812 | 69 | State of Pa. | 30000 | F800 (Diesel) | B750 | 64/72 | | 22500 | B750 |
| A950 | 64/66 | | 41000 | HT950 (Diesel) | B751 | 64/72 | | 17000 | B750 |
| A951 | 64/66 | | 32000 | HT950 (Diesel) | B752 | 64/67 | Hyd/brakes- (14' x 2 1/2" frt.) | 23000 | B750 |
| A952 | 64/66 | | 45000 | HT950 (Diesel) | | 68 | | 23000 | B750 |
| A953 | 64/66 | | 49000 | HT950 (Diesel) | | 69 | Exc. state of Pa. | 23000 | B750 |
| B500 | 64/72 | | 15000 | B500 | | 70/ | | 23000 | B750 |
| B501 | 64/70 | | 10000 | B500 | B753 | 64/ | | 24000 | B750 |
| | 71/72 | | 10100 | B500 | B754 | 64/ | | 25500 | B750 |
| B502 | 64/ | | 16000 | B500 | B755 | 64/67 | Hyd/brakes- (15" x 3" frt.) | 23000 | B750 |
| B503 | 64 | | 18000 | B500 | | 68 | | 23000 | B750 |
| | 65/72 | | 17000 | B500 | | 69 | State of Pa. | 23000 | B750 |
| B504 | 64 | | 20000 | B500 | | 70/72 | | 23000 | B750 |
| | 65/72 | | 18000 | B500 | B756 | 64/67 | A/brakes | 23000 | B750 |
| B505 | 65/72 | | 20000 | B500 | | 68 | | 23000 | B750 |
| B506 | 72 | | 14000 | B500 | | 69 | State of Pa. | 23000 | B750 |
| B507 | 72 | | 17400 | B500 | | 70/72 | | 23000 | B750 |
| B508 | 72 | | 19200 | B500 | B757 | 72 | | 21500 | B750 |
| B600 | 64/66 | | 17000 | B600 | B758 | 72 | | 22000 | B750 |
| | 67/72 | | 19500 | B600 (Gas) | B759 | 72 | | 22000 | B750 |
| B601 | 64/72 | | 15000 | B600 (Gas) | C000 | 64/70 | | 32000 | C1000 |
| B602 | 64/72 | | 20000 | B600 (Gas) | C001 | 64/70 | | 26000 | C1000 |
| B603 | 67/ | | 17000 | B600 (Gas) | C002 | 64/70 | | 34000 | C1000 |
| B604 | 72 | | 16000 | B600 (Gas) | C003 | 64/70 | | 36000 | C1000 |
| B605 | 72 | | 19200 | B600 (Gas) | C010 | 64/65 | | 36000 | C1100 |
| B610 | 64/ | | 21000 | B600 (Gas) | C011 | 64/65 | | 30000 | C1100 |
| B611 | 64/ | | 22000 | B600 (Gas) | C500 | 70/71 | | 15000 | C500 |
| B612 | 64/ | | 23000 | B600 (Gas) | C501 | 70/71 | | 10100 | C500 |
| B613 | 66/ | | 24000 | B600 (Gas) | C502 | 70/71 | | 17000 | C500 |
| B614 | 67/ | | 19700 | B600 (Gas) | C503 | 70/71 | | 19000 | C500 |
| B615 | 72 | | 20200 | B600 (Gas) | C504 | 70/71 | | 20000 | C500 |
| B616 | 72 | | 22000 | B600 (Gas) | C505 | 71 | | 17000 | C500 |
| B700 | 64/72 | | 20500 | B700 (Gas) | C550 | 64/70 | | 15000 | C550 |
| B701 | 64/72 | | 17000 | B700 (Gas) | C551 | 64/70 | | 10000 | C550 |
| B702 | 64/ | | 21000 | B700 (Gas) | C552 | 64/70 | | 17000 | C550 |
| B703 | 64/72 | | 22500 | B700 (Gas) | C553 | 64/70 | | 19000 | C550 |
| B704 | 64/67 | Hyd/brakes- (14" x 2 1/2" frt.) | 23000 | B700 | C554 | 65/70 | | 20000 | C550 |
| | 68 | | 23000 | B700 (Gas) | C600 | 64/72 | | 20000 | C600 (Gas) |
| | 69 | Exc. state of Pa. | 23000 | B700 (Gas) | C601 | 64/72 | | 15000 | C600 (Gas) |
| | 70/ | | 23000 | B700 (Gas) | C602 | 72 | | 17000 | C600 (Gas) |
| B705 | 64/ | | 24000 | B700 (Gas) | C610 | 64/72 | | 21000 | C600 (Gas) |
| B706 | 64/ | | 25500 | B700 (Gas) | C611 | 64 | | 22000 | C600 (Gas) |
| B707 | 64/67 | Hyd/brakes- (45" x 3" frt.) | 23000 | B700 | | 65 | 7M frt. axle & 15M rr. axle | 22000 | C600 (Gas) |
| | 68 | | 23000 | B700 (Gas) | | 66 | | 22000 | C600 (Gas) |
| | 69/72 | State of Pa. | 23000 | B700 (Gas) | | 67 | 15M rr. axle | 22000 | C600 (Gas) |
| | | | | | | 68/ | | 22000 | C600 (Gas) |

◇ The designation (Gas) or (Diesel) will be shown only when necessary to clarify differences in application on similar items for which unique part numbers are required.

For example: unique to Gas -LN900(Gas) not available with Gas -W900
unique to Diesel -LN900(Diesel) not available with Diesel -F100
common to Gas and Diesel -LN900



RATING or WARRANTY PLATE and CERTIFICATION LABEL - continued

MODEL CODES

| MODEL CODE | YEAR | DESCRIPTION | G.V.W. RATING | ◇ CATALOGED AS - | MODEL CODE | YEAR | DESCRIPTION | G.V.W. RATING | ◇ CATALOGED AS - |
|------------|---------------------------|--|------------------------------|------------------|------------|---|---|---------------|------------------|
| C612 | 64 | 6M frt. axle & hyd/brakes | 23000 | C600 (Gas) | C753 | 64/67 | A/brakes | 25500 | C750 |
| | | 68/72 | | 25500 | | C750 | | | |
| | 65 | 6M frt. axle & 17M rr. axle & hyd/brakes | 2200 | C600 (Gas) | C754 | 65/67 | Hyd/brakes-state of Pa. | 25500 | C750 |
| | | 68/72 | | 25500 | | C750 | | | |
| | 66 | 6M frt. axle & hyd/brakes | 23000 | C600 (Gas) | C755 | 67 | 22M rr. axle | 27500 | C750 |
| | | 68/ | | 27500 | | C750 | | | |
| 69 | Exc. state of Pa. | 23000 | C600 (Gas) | C756 | 67 | 18.5M rr. axle | 27500 | C750 | |
| | 70/ | | 23000 | | C750 | | | | |
| C613 | 64 | 7M frt. axle | 23000 | C600 (Gas) | C760 | 68/70 | | 27500 | C750 |
| | | 68/72 | | 23000 | | C750 | | | |
| | 65 | 7M frt. axle & 17M rr. axle | 22000 | C600 (Gas) | C761 | 71/72 | | 33000 | C750 |
| | | 68/72 | | 27500 | | C750 | | | |
| | 66 | 7M frt. axle | 23000 | C600 (Gas) | C800 | 64/72 | | 27000 | C800 (Gas) |
| | | 68/72 | | 22000 | | C800 (Gas) | | | |
| 67 | 17M rr. axle & hyd/brakes | 22000 | C600 (Gas) | C801 | 64/72 | | 20000 | C800 (Gas) | |
| | 68/72 | | 23000 | | C800 (Gas) | | | | |
| 68 | State of Pa. | 23000 | C600 (Gas) | C802 | 64 | 18.5M rr. axle & hyd/brakes | 27500 | C800 | |
| | 70/72 | | 23000 | | C800 | | | | |
| C614 | 64 | 6M frt. axle & a/brakes | 23000 | C600 (Gas) | C803 | 65 | 18.5M rr. axle & hyd/brakes-exc. state of Pa. | 27500 | C800 (Gas) |
| | | 66/67 | | 27500 | | C800 (Gas) | | | |
| | 65 | 6M frt. axle & 17M rr. axle & a/brakes | 22000 | C600 (Gas) | C804 | 68 | Exc. state of Pa. | 27500 | C800 (Gas) |
| | | 69 | | 27500 | | C800 (Gas) | | | |
| | 66 | 6M frt. axle & a/brakes | 23000 | C600 (Gas) | C805 | 70/ | | 27500 | C800 (Gas) |
| | | 70/72 | | 23000 | | C800 (Gas) | | | |
| 67 | 17M rr. axle & a/brakes | 22000 | C600 (Gas) | C806 | 64/65 | 18.5M rr. axle & a/brakes-(16" x 2 1/2" frt.) | 27500 | C800 | |
| | 68 | | 23000 | | C800 (Gas) | | | | |
| 69 | State of Pa. | 23000 | C600 (Gas) | C807 | 66/67 | 18.5M rr. axle & a/brakes-(15" x 3" or 16" x 2 1/2" frt.) | 27500 | C800 (Gas) | |
| | 70/72 | | 23000 | | C800 (Gas) | | | | |
| C615 | 67/72 | | 19700 | C600 (Gas) | C808 | 68 | State of Pa. | 27500 | C800 (Gas) |
| | 72 | | 20200 | C600 (Gas) | | | | | |
| C616 | 72 | | 20200 | C600 (Gas) | C809 | 69 | State of Pa. | 27500 | C800 (Gas) |
| | 72 | | 21200 | C600 (Gas) | | | | | |
| C617 | 72 | | 21200 | C600 (Gas) | C810 | 70/72 | | 27500 | C800 (Gas) |
| | 72 | | 21200 | C600 (Gas) | | | | | |
| C700 | 64/72 | | 24000 | C700 (Gas) | C811 | 64/65 | 18.5M rr. axle & a/brakes-(16 1/4" x 3 1/2" frt.) | 27500 | C800 (Gas) |
| | 64/72 | | 17000 | C700 (Gas) | | | | | |
| C702 | 64 | Hyd/brakes | 25500 | C700 (Gas) | C812 | 66/67 | 18.5M rr. axle & a/brakes (15" x 3 1/2" or 16 1/4" x 3 1/2" frt.) | 27500 | C800 (Gas) |
| | | 65/67 | Hyd/brakes-exc. state of Pa. | 25500 | | C700 (Gas) | | | |
| | 68 | | 25500 | C700 (Gas) | C813 | 68 | State of Pa. | 27500 | C800 (Gas) |
| | | 69 | Exc. state of Pa. | 25500 | | C700 (Gas) | | | |
| | 70/ | | 25500 | C700 (Gas) | C814 | 69 | State of Pa. | 27500 | C800 (Gas) |
| | | 70/72 | | 25500 | | C700 (Gas) | | | |
| C703 | 64/67 | A/brakes | 25500 | C700 (Gas) | C815 | 70/72 | | 27500 | C800 (Gas) |
| | 68 | | 25500 | C700 (Gas) | | | | | |
| 69 | State of Pa. | 25500 | C700 (Gas) | C816 | 64/67 | 22M rr. axle | 27500 | C800 (Gas) | |
| | 70/72 | | 25500 | | C700 (Gas) | | | | |
| C704 | 65/67 | Hyd/brakes-state of Pa. | 25500 | C700 (Gas) | C817 | 68 | State of Pa. | 27500 | C800 (Gas) |
| | 68 | | 25500 | C700 (Gas) | | | | | |
| 69 | State of Pa. | 25500 | C700 (Gas) | C818 | 70/72 | | 27500 | C800 (Gas) | |
| | 70/72 | | 25500 | | C700 (Gas) | | | | |
| C705 | 69/72 | | 27500 | C700 (Gas) | C819 | 65/67 | 18.5M rr. axle & hyd/brakes-state of Pa. | 27500 | C800 (Gas) |
| | 72 | | 21200 | C700 (Gas) | | | | | |
| C706 | 72 | | 21200 | C700 (Gas) | C820 | 68 | State of Pa. | 27500 | C800 (Gas) |
| | 72 | | 23000 | C700 (Gas) | | | | | |
| C750 | 64/72 | | 24000 | C750 | C821 | 69 | State of Pa. | 27500 | C800 (Gas) |
| | 64/72 | | 17000 | C750 | | | | | |
| C751 | 64/72 | | 17000 | C750 | C822 | 72 | | 25100 | C800 (Gas) |
| | 64 | Hyd/brakes | 25500 | C750 | | | | | |
| C752 | 65/67 | Hyd/brakes exc. state of Pa. | 25500 | C750 | C850 | 64/67 | 18.5M rr. axle & hyd/brakes | 27000 | C850 |
| | 68/ | | 25500 | C750 | | | | | |
| C850 | 64 | Hyd/brakes | 25500 | C750 | C851 | 68 | | 27000 | C850 |
| | | | | | | 69/70 | Exc. state of Pa. | 27000 | C850 |
| C851 | 64/70 | | 20000 | C850 | C852 | 64/68 | 22M rr. axle | 27000 | C850 |
| | 68 | | 27000 | C850 | | | | | |
| C852 | 69/70 | State of Pa. | 27000 | C850 | C853 | 68 | | 27000 | C850 |
| | 68 | | 27000 | C850 | | | | | |
| C853 | 69/70 | State of Pa. | 27000 | C850 | C854 | 69/70 | State of Pa. | 27000 | C850 |
| | 68 | | 27000 | C850 | | | | | |

◇ The designation (Gas) or (Diesel) will be shown only when necessary to clarify differences in application on similar items for which unique part numbers are required.

For example: unique to Gas -LN900(Gas)
 unique to Diesel -LN900(Diesel)
 common to Gas and Diesel -LN900

not available with Gas -W900
 not available with Diesel -F100



FORD TRUCK PARTS

Click Here To Order

BUY IT NOW!

100% GUARANTEED

RATING or WARRANTY PLATE and CERTIFICATION LABEL - continued

MODEL CODES

| MODEL CODE | YEAR | DESCRIPTION | G.V.W. RATING | ◇ CATALOGED AS - | MODEL CODE | YEAR | DESCRIPTION | G.V.W. RATING | ◇ CATALOGED AS - | |
|------------|-------|---|---------------|------------------|------------|-------|---|--|------------------|---------------|
| C853 | 64/65 | 18.5M rr. axle & a/brakes(16" x 2 1/2") | 27000 | C850 | D612 | 64 | 6M frt. axle & hyd/brakes | 23000 | C600 (Diesel) | |
| | 66/67 | 18.5M rr. axle & a/brakes-(15" x 3" or 16" x 2 1/2" frt.) | 27000 | C850 | | 65 | 6M frt. axle, 17M rr. axle & hyd/brakes | 22000 | C600 (Diesel) | |
| | 68 | | 27000 | C850 | | 68 | | 23000 | C600 (Diesel) | |
| C854 | 69/70 | State of Pa. | 27000 | C850 | D613 | 69 | Exc. state of Pa. | 23000 | C600 (Diesel) | |
| | 64/65 | 18.5M rr. axle & a/brakes-(16 1/4" x 3 1/2") | 27000 | C850 | | 70/ | | 23000 | C600 (Diesel) | |
| | 66/67 | 18.5M rr. axle & a/brakes-(15" x 3 1/2" or 16 1/4" x 3 1/2" frt.) | 27000 | C850 | | 64 | 7M frt. axle | 23000 | C600 (Diesel) | |
| C855 | 68 | | 27000 | C850 | D614 | 65 | 7M frt. axle & 17M rr. axle | 22000 | C600 (Diesel) | |
| | 65/67 | Exc. state of Pa. | 27500 | C850 | | 66/67 | 7M frt. axle & 17M rr. axle | 23000 | C600 (Diesel) | |
| | 69/70 | Exc. state of Pa. | 27500 | C850 | | 68 | | 23000 | C600 (Diesel) | |
| C856 | 65/67 | State of Pa. | 27500 | C850 | D615 | 69 | State of Pa. | 23000 | C600 (Diesel) | |
| | 68 | | 27500 | C850 | | 70/72 | | 23000 | C600 (Diesel) | |
| | 69/70 | State of Pa. | 27500 | C850 | | 64 | 6M frt. axle & a/brakes | 23000 | C600 (Diesel) | |
| C900 | 70/72 | | 27000 | C900 | D700 | 65 | 6M frt. axle, 17M rr. axle & d/brakes | 22000 | C600 (Diesel) | |
| C901 | 70/72 | | 20000 | C900 | | D701 | 65/67 | 6M frt. axle, 17M rr. axle & a/brakes | 23000 | C600 (Diesel) |
| C902 | 70/72 | | 24000 | C900 | | | 68 | | 23000 | C600 (Diesel) |
| C903 | 70/72 | | 26000 | C900 | 69 | | State of Pa. | 23000 | C600 (Diesel) | |
| C904 | 70/ | | 27500 | C900 | D702 | 70/72 | | 23000 | C600 (Diesel) | |
| C905 | 70/72 | | 30000 | C900 | | 64 | Hyd/brakes | 25500 | C700 (Diesel) | |
| C906 | 70/ | | 31000 | C900 | | 65/67 | Hyd/brakes-exc. state of Pa. | 25500 | C700 (Diesel) | |
| C907 | 70/ | | 32000 | C900 | D703 | 68 | | 25500 | C700 (Diesel) | |
| C908 | 70/72 | | 32000 | C900 | | 69 | Exc. state of Pa. | 25500 | C700 (Diesel) | |
| C909 | 70/72 | | 33000 | C900 | | 70/ | | 25500 | C700 (Diesel) | |
| C910 | 70/ | | 34000 | C900 | D704 | 64/67 | A/brakes | 25500 | C700 (Diesel) | |
| C911 | 70/72 | | 34000 | C900 | | 68 | | 25500 | C700 (Diesel) | |
| C912 | 70/ | | 36000 | C900 | | 69 | State of Pa. | 25500 | C700 (Diesel) | |
| C913 | 71/ | | 31000 | C900 | D705 | 70/72 | | 25500 | C700 (Diesel) | |
| C914 | 72 | | 25100 | C900 | | D706 | 65/67 | Hyd/brakes-state of Pa. | 25500 | C700 (Diesel) |
| C950 | 64/67 | Hyd/brakes | 30000 | C950 | | | 68 | | 25500 | C700 (Diesel) |
| | 68 | | 30000 | C950 | 69 | | State of Pa. | 25500 | C700 (Diesel) | |
| | 69/70 | Exc. state of Pa. | 30000 | C950 | D707 | 70/72 | | 25500 | C700 (Diesel) | |
| C951 | 64/70 | | 24000 | C950 | | D708 | 71/ | | 27500 | C700 (Diesel) |
| C952 | 64/67 | A/brakes | 30000 | C950 | | | 72 | | 27500 | C700(Diesel) |
| | 68 | | 30000 | C950 | D707 | | 72 | | 21200 | C700 (Diesel) |
| | 69/70 | State of Pa. | 30000 | C950 | D708 | 72 | | 23000 | C700 (Diesel) | |
| C953 | 64/67 | 22M rr. axle | 32000 | C950 | D800 | 67/72 | | 27000 | C800 (Diesel) | |
| | 68/70 | | 32000 | C950 | D801 | 67/72 | | 20000 | C800 (Diesel) | |
| C954 | 64/67 | 23M rr. axle | 32000 | C950 | D802 | 67 | A/brakes-(15" x 3" frt.) | 27500 | C800 (Diesel) | |
| | 68/70 | | 32000 | C950 | | 68 | | 27500 | C800 (Diesel) | |
| C955 | 64/67 | 23M rr. axle | 34000 | C950 | | 69 | Exc. state of Pa. | 27500 | C800 (Diesel) | |
| | 68/70 | | 34000 | C950 | D803 | 70/ | | 27500 | C800 (Diesel) | |
| C956 | 64/67 | 22M rr. axle | 34000 | C950 | | D803 | 67 | A/brakes-(15" x 3 1/2" or 16 1/4" x 3 1/2" frt.) | 27500 | C800 (Diesel) |
| | 68/70 | | 34000 | C950 | | | 68 | | 27500 | C800 (Diesel) |
| C957 | 64/70 | | 31000 | C950 | 69 | | State of Pa. | 27500 | C800 (Diesel) | |
| C958 | 64/70 | | 33000 | C950 | 70/72 | | 27500 | C800 (Diesel) | | |
| D600 | 64/72 | | 20000 | C600 (Diesel) | | | | | | |
| D601 | 64/72 | | 15000 | C600 (Diesel) | | | | | | |
| D602 | 72 | | 17000 | C600 (Diesel) | | | | | | |
| D610 | 64/72 | | 21000 | C600 (Diesel) | | | | | | |
| D611 | 64 | | 22000 | C600 (Diesel) | | | | | | |
| | 65/66 | 15M rr. axle | 22000 | C600 (Diesel) | | | | | | |
| | 67/ | | 22000 | C600 (Diesel) | | | | | | |

◇ The designation (Gas) or (Diesel) will be shown only when necessary to clarify differences in application on similar items for which unique part numbers are required.

For example: unique to Gas -LN900(Gas) not available with Gas -W900
 unique to Diesel -LN900(Diesel) not available with Diesel -F100
 common to Gas and Diesel -LN900

January, 1975

COPYRIGHT © 1975— FORD MARKETING CORPORATION —DEARBORN, MICHIGAN

FINAL ISSUE

RATING or WARRANTY PLATE and CERTIFICATION LABEL - continued

MODEL CODES



| MODEL CODE | YEAR | DESCRIPTION | G.V.W. RATING | ◇ CATALOGED AS - | MODEL CODE | YEAR | DESCRIPTION | G.V.W. RATING | ◇ CATALOGED AS - |
|------------|-------|---------------------------------------|---------------|------------------|------------|-------|--|---------------|------------------|
| D804 | 67/72 | | 26000 | C800 (Diesel) | E143 | 64 | Van | 3600 | E100 |
| D805 | 67/72 | | 24000 | C800 (Diesel) | | 66/67 | Van-state of Pa. | 4930 | E100 |
| D806 | 72 | | 25100 | C800 (Diesel) | E144 | 64 | Van | 4350 | E100 |
| D807 | 72 | | 32000 | C800 (Diesel) | | 67 | Van | 4750 | E100 |
| D808 | 72 | | 3500 | C800 (Diesel) | E145 | 64 | Van | 4850 | E100 |
| E100 | 65 | Pickup | 3600 | E100 | E146 | 64 | Van | 4850 | E100 |
| | 66/67 | Pickup | 3800 | E100 | E150 | 65 | Panel Van | 3600 | E100 |
| E101 | 65/67 | Pickup | 4350 | E100 | | 66 | Panel Van | 3650 | E100 |
| E102 | 65 | Pickup | 4930 | E100 | | 67 | Panel Van | 3800 | E100 |
| | 66/67 | Pickup-except state of Pa. | 4930 | E100 | | 69/70 | Window Van | 4000 | E100 |
| E103 | 64 | Pickup | 3600 | E100 | | 71/ | Window Van | 4300 | E100 |
| | 66/67 | Pickup-state of Pa. | 4930 | E100 | E151 | 65 | Panel Van | 4300 | E100 |
| E104 | 64 | Pickup | 4350 | E100 | | 66/67 | Panel Van | 4350 | E100 |
| | 67 | Pickup | 4750 | E100 | | 69/71 | Window Van | 4200 | E100 |
| E105 | 64 | Pickup | 4850 | E100 | | 72 | Window Van | 4600 | E100 |
| E106 | 64 | Pickup | 4850 | E100 | E152 | 65 | Panel Van | 4930 | E100 |
| E110 | 65/67 | Station Bus-(exc.H.D.) | | E100 | | 66/67 | Panel Van-except state of Pa. | 4930 | E100 |
| | 69/71 | Club Wagon | | E100 | | 69/71 | Window Van | 4500 | E100 |
| | 72 | Club Wagon (5 Pass.) | | E100 | | 72 | Window Van | 4800 | E100 |
| E112 | 65/67 | Station Bus-(H.D.) | | E100 | E153 | 64 | Panel Van | 3600 | E100 |
| E114 | 66 | Club Wagon-(Extended-exc. H.D.) | | E100 | | 66/67 | Panel Van-state of Pa. | 4930 | E100 |
| E115 | 66/67 | Club Wagon-(Extended-H.D.) | | E100 | E154 | 64 | Panel Van | 4350 | E100 |
| | | | | | | 67 | Panel Van | 4750 | E100 |
| E120 | 65 | Club Wagon-(exc.H.D.) | | E100 | E155 | 64 | Panel Van | 4850 | E100 |
| | 66/67 | Custom Club Wagon-(exc. H.D.) | | E100 | E156 | 64 | Panel Van | 4850 | E100 |
| | 69/71 | Custom Club Wagon | | E100 | E160 | 66 | Van-(Extended) | 3650 | E100 |
| E122 | 65 | Club Wagon-(H.D.) | | E100 | | 67 | Van-(Extended) | 3800 | E100 |
| | 66/71 | Custom Club Wagon-(H.D.) | | E100 | | 69/70 | Display Van | 4000 | E100 |
| E124 | 66/67 | Custom Club Wagon-(Extended-exc.H.D.) | | E100 | | 71 | Display Van | 4200 | E100 |
| E125 | 66/67 | Custom Club Wagon-(Extended-H.D.) | | E100 | | 72 | Display Van | 4300 | E100 |
| E130 | 65/67 | Deluxe Club Wagon-(exc. H.D.) | | E100 | E161 | 66/67 | Van (Extended) | 4350 | E100 |
| | 69/71 | Chateau Wagon | | E100 | | 69/71 | Display Van | 4200 | E100 |
| E132 | 65/67 | Deluxe Club Wagon-(H.D.) | | E100 | | 72 | Display Van | 4600 | E100 |
| E134 | 66/67 | Deluxe Club Wagon-(Extended-exc.H.D.) | | E100 | E162 | 66/67 | Van-(Extended)-except state of Pa. | 4930 | E100 |
| E135 | 66/67 | Deluxe Club Wagon-(Extended-H.D.) | | E100 | | 69/71 | Display Van | 4500 | E100 |
| | | | | | | 72 | Display Van | 4800 | E100 |
| E140 | 65 | Van | 3600 | E100 | E163 | 66 | Van-(Extended)-state of Pa. | 4930 | E100 |
| | 66 | Van | 3650 | E100 | E170 | 66 | Panel Van-(Extended) | 3650 | E100 |
| | 67 | Van | 3800 | E100 | | 67 | Panel Van-(Extended) | 3800 | E100 |
| | 69/70 | Regular Van | 4000 | E100 | E171 | 66/67 | Panel Van-(Extended) | 4350 | E100 |
| | 71 | Regular Van | 4200 | E100 | E172 | 66/67 | Panel Van-(Extended)-except state of Pa. | 4930 | E100 |
| | 72 | Regular Van | 4300 | E100 | E173 | 66/67 | Panel Van-(Extended)-state of Pa. | 4930 | E100 |
| E141 | 65/67 | Van | 4350 | E100 | E210 | 69/71 | Club Wagon | | E200 |
| | 69/71 | Regular Van | 4200 | E100 | | 72 | Club Wagon (5 Pass.) | | E200 |
| | 72 | Regular Van | 4600 | E100 | E211 | 72 | Club Wagon (8 Pass.) | | E200 |
| E142 | 65 | Van | 4930 | E100 | E212 | 72 | Club Wagon | | E200 |
| | 66/67 | Van-except state of Pa. | 4930 | E100 | E213 | 72 | Club Wagon (5 Pass.) | | E200 |
| | 69/71 | Regular Van | 4500 | E100 | E214 | 72 | Club Wagon (5 Pass.) | | E200 |
| | 72 | Regular Van | 4800 | E100 | E215 | 72 | Club Wagon (8 Pass.) | | E200 |
| | | | | | E220 | 69/71 | Custom Club Wagon | | E200 |

◇ The designation (Gas) or (Diesel) will be shown only when necessary to clarify differences in application on similar items for which unique part numbers are required.

For example: unique to Gas -LN900(Gas) not available with Gas -W900
 unique to Diesel -LN900(Diesel) not available with Diesel -F100
 common to Gas and Diesel -LN900



FORD TRUCK PARTS

Click Here To Order

BUY IT NOW!



RATING or WARRANTY PLATE and CERTIFICATION LABEL - continued

MODEL CODES

| MODEL CODE | YEAR | DESCRIPTION | G.V.W. RATING | ◇ CATALOGED AS - | MODEL CODE | YEAR | DESCRIPTION | RATING | V AS - |
|------------|-------|-------------------------------|---------------|------------------|------------|-------|-------------------------------|--------|--------|
| E223 | 72 | Custom Club Wagon (5 Pass.) | | E200 | E262 | 69/71 | Display Van | 5400 | E200 |
| | | | | | | 72 | Display Van-exc. state of Pa. | 6000 | E200 |
| E224 | 72 | Custom Club Wagon (5 Pass.) | | E200 | E263 | 69/71 | Display Van | 5100 | E200 |
| E225 | 72 | Custom Club Wagon (8 Pass.) | | E200 | | 72 | Display Van-state of Pa. | 5250 | E200 |
| E230 | 69/71 | Chateau Wagon | | E200 | E264 | 69/71 | Display Van | 5400 | E200 |
| E233 | 72 | Chateau Club Wagon (5 Pass.) | | E200 | | 72 | Display Van-state of Pa. | 5450 | E200 |
| E234 | 72 | Chateau Club Wagon (5 Pass.) | | E200 | E265 | 72 | Display Van-state of Pa. | 6000 | E200 |
| E235 | 72 | Chateau Club Wagon (8 Pass.) | | E200 | E270 | 71 | Standard Bus | 5400 | E200 |
| | | | | | E272 | 72 | Club Wagon Bus (8 Pass.) | 5450 | E200 |
| E240 | 69/71 | Regular Van | 5100 | E200 | E273 | 72 | Club Wagon Bus (8 Pass.) | 6000 | E200 |
| | 72 | Regular Van-exc. state of Pa. | 5250 | E200 | E275 | 72 | Club Wagon Bus (8 Pass.) | 6000 | E200 |
| E241 | 69/71 | Regular Van | 4950 | E200 | E280 | 71 | Custom Bus | 5400 | E200 |
| | 72 | Regular Van-exc. state of Pa. | 5450 | E200 | E285 | 72 | Custom Club Wagon (8 Pass.) | 6000 | E200 |
| E242 | 69/71 | Regular Van | 5400 | E200 | E290 | 71 | Chateau Bus | 5400 | E200 |
| | 72 | Regular Van-exc. state of Pa. | 6000 | E200 | E295 | 72 | Chateau Club Wagon (8 Pass.) | 6000 | E200 |
| E243 | 69/71 | Regular Van | 5100 | E200 | | | | | |
| | 72 | Regular Van-state of Pa. | 5250 | E200 | E300 | 72 | Cutaway Cab | 8300 | E300 |
| E244 | 69/71 | Regular Van | 5400 | E200 | E301 | 72 | Cutaway Cab | 7600 | E300 |
| | 72 | Regular Van-state of Pa. | 5450 | E200 | E310 | 69/71 | Club Wagon-(exc.H.D.) | | E300 |
| E245 | 72 | Regular Van-state of Pa. | 6000 | E200 | | 72 | Club Wagon | | E300 |
| | | | | | E311 | 69/71 | Club Wagon-(H.D.) | | E300 |
| E250 | 69/71 | Window Van | 5100 | E200 | | 72 | Club Wagon (5 Pass.) | | E300 |
| | 72 | Window Van-exc. state of Pa. | 5250 | E200 | E312 | 72 | Club Wagon (8 Pass.) | | E300 |
| E251 | 69/71 | Window Van | 4950 | E200 | E313 | 72 | Club Wagon (5 Pass.) | | E300 |
| | 72 | Window Van-exc. state of Pa. | 5450 | E200 | E314 | 72 | Club Wagon (8 Pass.) | | E300 |
| E252 | 69/71 | Window Van | 5400 | E200 | E315 | 72 | Club Wagon (12 Pass.) | | E300 |
| | 72 | Window Van-exc. state of Pa. | 6000 | E200 | E316 | 72 | Club Wagon (12 Pass.) | | E300 |
| E253 | 69/71 | Window Van | 5100 | E200 | | | | | |
| | 72 | Window Van-state of Pa. | 5250 | E200 | E320 | 69/71 | Custom Club Wagon-(exc.H.D.) | | E300 |
| E254 | 69/71 | Window Van | 5400 | E200 | E321 | 69/71 | Custom Club Wagon-(H.D.) | | E300 |
| | 72 | Window Van-state of Pa. | 5450 | E200 | | 72 | Custom Club Wagon (5 Pass.) | | E300 |
| E255 | 72 | Window Van-state of Pa. | 6000 | E200 | E322 | 72 | Custom Club Wagon (8 Pass.) | | E300 |
| E260 | 69/71 | Display Van | 5100 | E200 | E323 | 72 | Custom Club Wagon (5 Pass.) | | E300 |
| | 72 | Display Van-exc. state of Pa. | 5250 | E200 | E324 | 72 | Custom Club Wagon (8 Pass.) | | E300 |
| E261 | 69/71 | Display Van | 4950 | E200 | E325 | 72 | Custom Club Wagon (12 Pass.) | | E300 |
| | 72 | Display Van-exc. state of Pa. | 5450 | E200 | E326 | 72 | Custom Club Wagon (12 Pass.) | | E300 |
| | | | | | E330 | 69/71 | Chateau Wagon-(exc. H.D.) | | E300 |

◇ The designation (Gas) or (Diesel) will be shown only when necessary to clarify differences in application on similar items for which unique part numbers are required.

For example: unique to Gas -LN900(Gas) not available with Gas -W900
 unique to Diesel -LN900(Diesel) not available with Diesel -F100
 common to Gas and Diesel -LN900

January, 1975

COPYRIGHT © 1975— FORD MARKETING CORPORATION —DEARBORN, MICHIGAN

FINAL ISSUE

MODEL CODES



| MODEL CODE | YEAR | DESCRIPTION | G.V.W. RATING | ◇ CATALOGED AS - | MODEL CODE | YEAR | DESCRIPTION | G.V.W. RATING | ◇ CATALOGED AS - |
|------------|-------|-------------------------------|---------------|------------------|------------|-------|-----------------------------------|---------------|------------------|
| E331 | 69/71 | Chateau Wagon-(H.D.) | | E300 | E362 | 69/71 | Display Van | 7400 | E300 |
| | 72 | Chateau Club Wagon (5 Pass.) | | E300 | | 72 | Display Van | 6800 | E300 |
| E332 | 72 | Chateau Club Wagon (8 Pass.) | | E300 | E363 | 69/71 | Display Van | 7400 | E300 |
| E333 | 72 | Chateau Club Wagon (5 Pass.) | | E300 | | 72 | Display Van | 7000 | E300 |
| E334 | 72 | Chateau Club Wagon (8 Pass.) | | E300 | E364 | 69/70 | Display Van | 7600 | E300 |
| E335 | 72 | Chateau Club Wagon (12 Pass.) | | E300 | | 71 | Display Van | 8000 | E300 |
| E336 | 72 | Chateau Club Wagon (12 Pass.) | | E300 | | 72 | Display Van-exc. state of Pa. | 7500 | E300 |
| E340 | 69/ | Regular Van | 6050 | E300 | E365 | 69/71 | Display Van | 7600 | E300 |
| E341 | 69/71 | Regular Van | 6800 | E300 | | 72 | Display Van-exc. state of Pa. | 7700 | E300 |
| | 72 | Regular Van | 6200 | E300 | E366 | 72 | Display Van | 8300 | E300 |
| E342 | 69/71 | Regular Van | 7400 | E300 | E367 | 72 | Display Van-state of Pa. | 7500 | E300 |
| | 72 | Regular Van | 6800 | E300 | E368 | 72 | Display Van-state of Pa. | 7700 | E300 |
| E343 | 69/71 | Regular Van | 7400 | E300 | E370 | 71 | Standard Bus | 6800 | E300 |
| | 72 | Regular Van | 7000 | E300 | E371 | 71 | Standard Bus | 7600 | E300 |
| E344 | 69/70 | Regular Van | 7600 | E300 | | 72 | Club Wagon Bus (8 Pass.) | 6800 | E300 |
| | 71 | Regular Van | 8000 | E300 | E372 | 71 | Standard Bus | 8300 | E300 |
| | 72 | Regular Van-exc. state of Pa. | 7500 | E300 | | 72 | Club Wagon Bus (8 Pass.) | 7500 | E300 |
| E345 | 69/71 | Regular Van | 7600 | E300 | E373 | 72 | Club Wagon Bus (12 Pass.) | 7600 | E300 |
| | 72 | Regular Van-exc. state of Pa. | 7700 | E300 | E374 | 72 | Club Wagon Bus (8 Pass.) | 7800 | E300 |
| E346 | 72 | Regular Van | 8300 | E300 | E375 | 72 | Club Wagon Bus (12 Pass.) | 7800 | E300 |
| E347 | 72 | Regular Van-state of Pa. | 7500 | E300 | E376 | 72 | Club Wagon Bus (12 Pass.) | 6800 | E300 |
| E348 | 72 | Regular Van-state of Pa. | 7700 | E300 | E380 | 71 | Custom Bus | 6800 | E300 |
| E350 | 69/ | Window Van | 6050 | E300 | E381 | 71 | Custom Bus | 7600 | E300 |
| E351 | 69/71 | Window Van | 6800 | E300 | | 72 | Custom Club Wagon Bus (8 Pass.) | 6800 | E300 |
| | 72 | Window Van | 6200 | E300 | E382 | 71 | Custom Bus | 8300 | E300 |
| E352 | 69/71 | Window Van | 7400 | E300 | | 72 | Custom Club Wagon Bus (8 Pass.) | 7500 | E300 |
| | 72 | Window Van | 6800 | E300 | E383 | 72 | Custom Club Wagon Bus (12 Pass.) | 7600 | E300 |
| E353 | 69/71 | Window Van | 7400 | E300 | E384 | 72 | Custom Club Wagon Bus (8 Pass.) | 7800 | E300 |
| | 72 | Window Van | 7000 | E300 | E385 | 72 | Custom Club Wagon Bus (12 Pass.) | 7800 | E300 |
| E354 | 69/70 | Window Van | 7600 | E300 | E386 | 72 | Custom Club Wagon Bus (12 Pass.) | 6800 | E300 |
| | 71 | Window Van | 8000 | E300 | E390 | 71 | Chateau Bus | 6800 | E300 |
| | 72 | Window Van-exc. state of Pa. | 7500 | E300 | E391 | 71 | Chateau Bus | 7600 | E300 |
| E355 | 69/71 | Window Van | 7600 | E300 | | 72 | Chateau Club Wagon Bus (8 Pass.) | 6800 | E300 |
| | 72 | Window Van-exc. state of Pa. | 7700 | E300 | E392 | 71 | Chateau Bus | 8300 | E300 |
| E356 | 72 | Window Van | 8300 | E300 | | 72 | Chateau Club Wagon Bus (8 Pass.) | 7500 | E392 |
| E357 | 72 | Window Van-state of Pa. | 7500 | E300 | E393 | 72 | Chateau Club Wagon Bus (12 Pass.) | 7600 | E300 |
| E358 | 72 | Window Van-state of Pa. | 7700 | E300 | | | | | |
| E360 | 69/ | Display Van | 6050 | E300 | | | | | |
| E361 | 69/71 | Display Van | 6800 | E300 | | | | | |
| | 72 | Display Van | 6200 | E300 | | | | | |

◇ The designation (Gas) or (Diesel) will be shown only when necessary to clarify differences in application on similar items for which unique part numbers are required.

For example: unique to Gas -LN900(Gas) not available with Gas -W900
 unique to Diesel -LN900(Diesel) not available with Diesel -F100
 common to Gas and Diesel -LN900



FORD TRUCK PARTS

Click Here To Order

BUY IT NOW!



RATING or WARRANTY PLATE and CERTIFICATION LABEL - continued

MODEL CODES

| MODEL CODE | YEAR | DESCRIPTION | G.V.W. RATING | ◇ CATALOGED AS - | MODEL CODE | YEAR | DESCRIPTION | RATING | AS - |
|------------|-------|---|---------------|------------------|------------|-------|---|--------|------------|
| E394 | 72 | Chateau Club Wagon Bus (8 Pass.) | 7800 | E300 | F175 | 72 | Chassis and cab-2 wheel drive-state of Pa. | 5500 | F100-4 x 2 |
| E395 | 72 | Chateau Club Wagon Bus (12 Pass.) | 7800 | E300 | F180 | 72 | Chassis and cab-4 wheel drive-exc. state of Pa. | 5200 | F100-4 x 4 |
| E396 | 72 | Chateau Club Wagon Bus (12 Pass.) | 6800 | E300 | F181 | 72 | Chassis and cab-4 wheel drive-exc. state of Pa. | 5600 | F100-4 x 4 |
| F000 | 64/69 | | 32000 | F1000 (Gas) | F182 | 72 | Chassis and cab-4 wheel drive-state of Pa. | 5200 | F100-4 x 4 |
| F001 | 64/69 | | 26000 | F1000 (Gas) | F183 | 72 | Chassis and cab-4 wheel drive-state of Pa. | 5600 | F100-4 x 4 |
| F002 | 64/69 | | 34000 | F1000 (Gas) | F250 | 64/66 | 2 wheel drive | 7500 | F250-4 x 4 |
| F003 | 64/69 | | 36000 | F1000 (Gas) | | 67/71 | 2 wheel drive-exc. state of Pa. | 7500 | F250-4 x 4 |
| F010 | 64/65 | | 38000 | F1100 (Gas) | | 72 | Pickup-2 wheel drive | 6200 | F250-4 x 2 |
| F011 | 64/65 | | 30000 | F1100 (Gas) | F251 | 64/67 | 2 wheel drive | 4800 | F250-4 x 4 |
| F100 | 64/71 | 2 wheel drive-exc. state of Pa. | 5000 | F100-4 x 2 | | 72 | Pickup-2 wheel drive | 6900 | F250-4 x 2 |
| | 72 | Pickup-2 wheel drive | 4450 | F100-4 x 2 | F252 | 67/71 | 2 wheel drive-state of Pa. | 7500 | F250-4 x 2 |
| F101 | 64/71 | 2 wheel drive | 4200 | F100-4 x 2 | | 72 | Pickup-2 wheel drive-exc. state of Pa. | 7500 | F250-4 x 2 |
| | 72 | Pickup-2 wheel drive | 4550 | F100-4 x 2 | F253 | 67 | 2 wheel drive-exc. state of Pa. | 6000 | F250-4 x 2 |
| F102 | 64/71 | 2 wheel drive-state of Pa. | 5000 | F100-4 x 2 | | 68/71 | 2 wheel drive-exc. state of Pa. | 6100 | F250-4 x 2 |
| | 72 | Pickup-2 wheel drive | 4800 | F100-4 x 2 | | 72 | Pickup-2 wheel drive-exc. state of Pa. | 8100 | F250-4 x 2 |
| F103 | 67/71 | 2 wheel drive | 4500 | F100-4 x 2 | F254 | 67/71 | 2 wheel drive-exc. state of Pa. | 6900 | F250-4 x 2 |
| | 72 | Pickup-2 wheel drive | 5000 | F100-4 x 2 | | 72 | Pickup-2 wheel drive-state of Pa. | 7500 | F250-4 x 2 |
| F104 | 68/71 | 2 wheel drive | 4800 | F100-4 x 2 | F255 | 67 | 2 wheel drive-state of Pa. | 6000 | F250-4 x 2 |
| | 72 | Pickup-2 wheel drive-exc. state of Pa. | 5500 | F100-4 x 2 | | 68/71 | 2 wheel drive-state of Pa. | 6100 | F250-4 x 2 |
| F105 | 72 | Pickup-2 wheel drive-state of Pa. | 5500 | F100-4 x 2 | | 72 | Pickup-2 wheel drive-state of Pa. | 8100 | F250-4 x 2 |
| F110 | 64/71 | 4 wheel drive-exc. state of Pa. | 5600 | F100-4 x 4 | F256 | 67/71 | 2 wheel drive-state of Pa. | 6900 | F250-4 x 2 |
| | 72 | Pickup-4 wheel drive-exc. state of Pa. | 5200 | F100-4 x 4 | F257 | 67 | 2 wheel drive | 5500 | F250-4 x 2 |
| F111 | 64/67 | 4 wheel drive | 4900 | F100-4 x 4 | F260 | 64/71 | 4 wheel drive | 6800 | F250-4 x 4 |
| | 68/71 | 4 wheel drive | 5000 | F100-4 x 4 | | 72 | Pickup-4 wheel drive | 6500 | F250-4 x 4 |
| | 72 | Pickup-4 wheel drive-exc. state of Pa. | 5600 | F100-4 x 4 | F261 | 64/67 | 4 wheel drive | 4900 | F250-4 x 4 |
| F112 | 64/71 | 4 wheel drive-state of Pa. | 5600 | F100-4 x 4 | | 72 | Pickup-4 wheel drive-exc. state of Pa. | 7100 | F250-4 x 4 |
| | 72 | Pickup-4 wheel drive-state of Pa. | 5200 | F100-4 x 4 | F262 | 64/66 | 4 wheel drive | 7700 | F250-4 x 4 |
| F113 | 68/71 | 4 wheel drive | 4600 | F100-4 x 4 | | 67/71 | 4 wheel drive-exc. state of Pa. | 7700 | F250-4 x 4 |
| | 72 | Pickup-4 wheel drive-state of Pa. | 5600 | F100-4 x 4 | | 72 | Pickup-4 wheel drive-exc. state of Pa. | 7700 | F250-4 x 4 |
| F170 | 72 | Chassis and cab-2 wheel drive | 4450 | F100-4 x 2 | | | | | |
| F171 | 72 | Chassis and cab-2 wheel drive | 4550 | F100-4 x 2 | | | | | |
| F172 | 72 | Chassis and cab-2 wheel drive | 4800 | F100-4 x 2 | | | | | |
| F173 | 72 | Chassis and cab-2 wheel drive | 5000 | F100-4 x 2 | | | | | |
| F174 | 72 | Chassis and cab-2 wheel drive-exc. state of Pa. | 5500 | F100-4 x 2 | | | | | |

◇ The designation (Gas) or (Diesel) will be shown only when necessary to clarify differences in application on similar items for which unique part numbers are required.

For example: unique to Gas -LN900(Gas) not available with Gas -W900
 unique to Diesel -LN900(Diesel) not available with Diesel -F100
 common to Gas and Diesel -LN900

MODEL CODES



| MODEL CODE | YEAR | DESCRIPTION | G.V.W. RATING | ◇ CATALOGED AS - | MODEL CODE | YEAR | DESCRIPTION | G.V.W. RATING | ◇ CATALOGED AS - | |
|------------|-------|---|---------------|------------------|------------|-------|-----------------------------------|-----------------------------------|------------------------------|-------|
| F263 | 67 | 4 wheel drive | 6100 | F250-4 x 4 | F373 | 72 | Chassis and cab-exc. state of Pa. | 9000 | F350 | |
| | 88/71 | 4 wheel drive | 6300 | F250-4 x 4 | | F374 | 72 | Chassis and cab-exc. state of Pa. | 10000 | F350 |
| | 72 | Pickup-4 wheel drive-state of Pa. | 7100 | F250-4 x 4 | | | F375 | 72 | Chassis and cab-state of Pa. | 10000 |
| F264 | 67/71 | 4 wheel drive-state of Pa. | 7700 | F250-4 x 4 | F376 | 72 | | Chassis and cab-state of Pa. | 9000 | F350 |
| | 72 | Pickup-4 wheel drive-state of Pa. | 7700 | F250-4 x 4 | | F500 | 64/72 | | 15000 | F500 |
| F270 | 72 | Chassis and cab-2 wheel drive | 6200 | F250-4 x 2 | F501 | | 64/70 | | 10000 | F500 |
| F271 | 72 | Chassis and cab-2 wheel drive- | 6900 | F250-4 x 2 | | F502 | 71/72 | | 10100 | F500 |
| | | | | | 64/ | | | 16000 | F500 | |
| F272 | 72 | Chassis and cab-2 wheel drive-exc. state of Pa. | 7500 | F250-4 x 2 | F503 | 64 | | 18000 | F500 | |
| | | | | | | 65/72 | | 17000 | F500 | |
| F273 | 72 | Chassis and cab-2 wheel drive-exc. state of Pa. | 8100 | F250-4 x 2 | F504 | 64 | | 20000 | F500 | |
| | | | | | | 65/72 | | 18000 | F500 | |
| F274 | 72 | Chassis and cab-4 wheel drive-state of Pa. | 7500 | F250-4 x 2 | F505 | 65/72 | | 20000 | F500 | |
| | | | | | | 72 | | 14000 | F500 | |
| F275 | 72 | Chassis and cab-4 wheel drive-state of Pa. | 8100 | F250-4 x 2 | F507 | 72 | | 17400 | F500 | |
| | | | | | | 72 | | 19200 | F500 | |
| F280 | 72 | Chassis and cab-4 wheel drive- | 6500 | F250-4 x 4 | F600 | 64/66 | | 17000 | F600 | |
| | | | | | | 67/72 | 2 wheel drive | 19500 | F600(Gas)4 x 2 | |
| F281 | 72 | Chassis and cab-4 wheel drive-exc. state of Pa. | 7100 | F250-4 x 4 | F601 | 64/72 | 2 wheel drive | 15000 | F600(Gas)4 x 2 | |
| | | | | | | 64/72 | 2 wheel drive | 20000 | F600(Gas)4 x 2 | |
| F282 | 72 | Chassis and cab-4 wheel drive-exc. state of Pa. | 7700 | F250-4 x 4 | F602 | 67/ | 2 wheel drive | 17000 | F600(Gas)4 x 2 | |
| | | | | | | 72 | 2 wheel drive | 16000 | F600(Gas)4 x 2 | |
| F283 | 72 | Chassis and cab-4 wheel drive-state of Pa. | 7100 | F250-4 x 4 | F603 | 72 | 2 wheel drive | 19200 | F600(Gas)4 x 2 | |
| | | | | | | 64/ | 2 wheel drive | 21000 | F600(Gas)4 x 2 | |
| F284 | 72 | Chassis and cab-4 wheel drive-state of Pa. | 7700 | F250-4 x 4 | F604 | 64/ | 2 wheel drive | 22000 | F600(Gas)4 x 2 | |
| | | | | | | 64/67 | Hyd/brakes-(14" x 2 1/2" frt.) | 23000 | F600 (Gas) | |
| F350 | 64/68 | Exc. state of Pa. | 8000 | F350 | F605 | 68 | | 23000 | F600 (Gas) | |
| | | | | | | 69/ | 2 wheel drive-exc. state of Pa. | 23000 | F600(Gas)4 x 2 | |
| F351 | 67/68 | Exc. state of Pa. | 8000 | F350 | F613 | 64/67 | A/brakes | 23000 | F600 (Gas) | |
| | | | | | | 69/ | 2 wheel drive-state of Pa. | 23000 | F600 (Gas) | |
| F352 | 67/71 | State of Pa. | 8000 | F350 | F614 | 64/67 | Hyd/brakes-(15" x 3" frt.) | 23000 | F600 (Gas) | |
| | | | | | | 68 | | 23000 | F600 (Gas) | |
| F353 | 67/71 | | 6600 | F350 | F615 | 66/ | 2 wheel drive | 24000 | F600(Gas)4 x 2 | |
| | | | | | | 69/71 | Pickup | 6600 | F350 | |
| F354 | 69/71 | | 8300 | F350 | F616 | 67/ | 2 wheel drive | 19700 | F600(Gas)4 x 2 | |
| | | | | | | 69/71 | Pickup | 10000 | F350 | |
| F355 | 69/71 | | 9000 | F350 | F617 | 69/ | 2 wheel drive | 20200 | F600(Gas)4 x 2 | |
| | | | | | | 72 | 4 wheel drive | 16000 | F600-4 x 4 | |
| F370 | 72 | Chassis and cab | 6600 | F350 | F618 | 72 | 2 wheel drive | 17990 | F600(Gas)4 x 2 | |
| | | | | | | 72 | 4 wheel drive | 15000 | F600(Gas)4 x 4 | |
| F371 | 72 | Chassis and cab | 8000 | F350 | F619 | 71/72 | 4 wheel drive | 16000 | F600(Gas)4 x 4 | |
| | | | | | | 71/72 | 4 wheel drive | 17000 | F600(Gas)4 x 4 | |
| F372 | 72 | Chassis and cab | 8300 | F350 | F653 | 71/72 | 4 wheel drive | 18000 | F600(Gas)4 x 4 | |
| | | | | | | 72 | 4 wheel drive | 17200 | F600(Gas)4 x 4 | |
| F373 | 72 | Chassis and cab-exc. state of Pa. | 6600 | F350 | F654 | 72 | 4 wheel drive | 20000 | F600(Gas)4 x 4 | |
| | | | | | | 71/72 | 4 wheel drive-exc. state of Pa. | 20000 | F600(Gas)4 x 4 | |
| F374 | 72 | Chassis and cab-exc. state of Pa. | 6300 | F350 | F660 | 71/72 | 4 wheel drive | 17200 | F600(Gas)4 x 4 | |
| | | | | | | 71/72 | 4 wheel drive-state of Pa. | 20000 | F600(Gas)4 x 4 | |
| F375 | 72 | Chassis and cab-state of Pa. | 7500 | F250-4 x 2 | F661 | 71/72 | 4 wheel drive-state of Pa. | 20000 | F600(Gas)4 x 4 | |
| | | | | | | 72 | | | | |

◇ The designation (Gas) or (Diesel) will be shown only when necessary to clarify differences in application on similar items for which unique part numbers are required.

For example: unique to Gas -LN900(Gas)
 unique to Diesel -LN900(Diesel)
 common to Gas and Diesel -LN900

not available with Gas -W900
 not available with Diesel -F100



FORD TRUCK PARTS

Click Here To Order

BUY IT NOW!

100% SATISFACTION GUARANTEED

RATING or WARRANTY PLATE and CERTIFICATION LABEL - continued

MODEL CODES

| MODEL CODE | YEAR | DESCRIPTION | G.V.W. RATING | ◇ CATALOGED AS - | MODEL CODE | YEAR | DESCRIPTION | RATING | V | AS - |
|------------|-------|--------------------------------|---------------|------------------|------------|-------|--|--------|---|------------|
| F662 | 72 | 4 wheel drive | 24000 | F600(Gas)4 x 4 | F758 | 67 | | 27500 | | F750 |
| F663 | 72 | 4 wheel drive | 24000 | F600(Gas)4 x 4 | | 71/ | | 27500 | | F750 |
| F664 | 72 | 4 wheel drive | 21700 | F600(Gas)4 x 4 | F759 | 67 | | 28000 | | F750 |
| | | | | | | 71/72 | | 28000 | | F750 |
| F700 | 64/67 | | 22000 | F700 | F760 | 71/72 | | 27500 | | F750 |
| | 68/ | | 22000 | F700 (Gas) | F761 | 72 | | 27500 | | F750 |
| F701 | 64/67 | | 17000 | F700 | F762 | 72 | | 21500 | | F750 |
| | 68/72 | | 17000 | F700 (Gas) | F763 | 72 | | 22000 | | F750 |
| F702 | 64/67 | Hyd/brakes- (14" x 2 1/2") | 23000 | F700 | F764 | 72 | | 21500 | | F750 |
| | 68 | | 23000 | F700 (Gas) | F765 | 72 | | 22000 | | F750 |
| | 69 | Exc. state of Pa. | 23000 | F700 (Gas) | | | | | | |
| | 70/ | | 23000 | F700 (Gas) | F800 | 64 | 5.5M frt. axle | 23000 | | F800 |
| F703 | 64/67 | | 24000 | F700 | | 65/66 | 6M frt. axle & hyd/brakes- (14" x 2 1/2" frt.) | 23000 | | F800 |
| | 68/ | | 24000 | F700 (Gas) | | 67 | Hyd/brakes- (14" x 2 1/2" frt.) | 23000 | | F800 (Gas) |
| F704 | 64/67 | Hyd/brakes | 25500 | F700 | | 68 | | 23000 | | F800 (Gas) |
| | 68 | | 25500 | F700 (Gas) | | 69 | Exc. state of Pa. | 23000 | | F800 (Gas) |
| | 69 | Exc. state of Pa. | 25500 | F700 (Gas) | | 70/72 | | 23500 | | L800 (Gas) |
| | 70/ | | 25500 | F700 (Gas) | F801 | 64/69 | | 17000 | | F800 (Gas) |
| F705 | 64/67 | Hyd/brakes- (15" x 3" frt.) | 23000 | F700 | | 70/72 | | 20000 | | L800 (Gas) |
| | 68 | | 23000 | F700 (Gas) | F802 | 64/69 | | 24000 | | F800 (Gas) |
| | 69 | State of Pa. | 23000 | F700 (Gas) | | 70/ | | 24500 | | L800 (Gas) |
| | 71/72 | | 23000 | F700 (Gas) | F803 | 64 | Hyd/brakes | 25500 | | F800 |
| F706 | 64/67 | A/brakes | 23000 | F700 | | 65/67 | Hyd/brakes- | 25500 | | F800 (Gas) |
| | 68 | | 23000 | F700 (Gas) | | 68 | | 25500 | | F800 (Gas) |
| | 69 | State of Pa. | 23000 | F700 (Gas) | | 69 | Exc. state of Pa. | 25500 | | F800 (Gas) |
| | 71/72 | | 23000 | F700 (Gas) | | 70/ | | 25500 | | L800 (Gas) |
| F707 | 64/67 | A/brakes | 25500 | F700 | F804 | 64/67 | 18.5M rr axle & hyd/brakes | 27500 | | F800 (Gas) |
| | 68 | | 25500 | F700 (Gas) | | 68 | | 27500 | | F800 (Gas) |
| | 69 | State of Pa. | 25500 | F700 (Gas) | | 70/ | | 27500 | | L800 (Gas) |
| | 71/72 | | 25500 | F700 (Gas) | F805 | 64 | 6M frt. axle | 23000 | | F800 |
| F708 | 72 | | 17990 | F700(Gas) | | 65 | 6M frt. axle & hyd/brakes- (15" x 3" frt.) | 23000 | | F800 |
| F709 | 72 | | 19200 | F700 (Gas) | | 67 | Hyd/brakes- (15" x 3" frt.) | 23000 | | F800 (Gas) |
| | | | | | | 68 | | 23000 | | F800 (Gas) |
| F710 | 72 | | 21000 | F700 (Gas) | | 69 | State of Pa. | 23000 | | F800 (Gas) |
| F750 | 64/71 | | 22500 | F750 | | 70/ | | 29000 | | L800 (Gas) |
| F751 | 64/72 | | 17000 | F750 | F806 | 64/67 | A/brakes | 25500 | | F800 (Gas) |
| F752 | 64/67 | Hyd/brakes- | 23000 | F750 | | 68 | | 25500 | | F800 (Gas) |
| | 68 | | 23000 | F750 | | 69 | State of Pa. | 25500 | | F800 (Gas) |
| | 69 | Exc. state of Pa. | 23000 | F750 | | 70/ | | 31000 | | L800 (Gas) |
| | 70/ | | 23000 | F750 | F807 | 64/67 | 18.5M rr. axle & a/brakes | 27500 | | F800 (Gas) |
| F753 | 64/ | | 24000 | F750 | | 68 | | 27500 | | F800 (Gas) |
| F754 | 64/67 | Hyd/brakes | 25500 | F750 | | 69 | State of Pa. | 27500 | | F800 (Gas) |
| | 68 | | 25500 | F750 | | 70/72 | | 33000 | | L800 (Gas) |
| | 69 | Exc. state of Pa. | 25500 | F750 | F808 | 64/67 | 22M rr. axle | 27500 | | F800 (Gas) |
| | 70/ | | 25500 | F750 | | 68 | | 27500 | | F800 (Gas) |
| F755 | 64/67 | Hyd/brakes- (15" x 3" frt.) | 23000 | F750 | | 69 | State of Pa. | 27500 | | F800 (Gas) |
| | 68 | | 23000 | F750 | | 70/ | | 34000 | | L800 (Gas) |
| | 69 | State of Pa. | 23000 | F750 | F809 | 65/67 | Hyd/brakes- state of Pa. | 25500 | | F800 (Gas) |
| | 71/72 | | 23000 | F750 | | 68 | | 25500 | | F800 (Gas) |
| F756 | 64/67 | 7M frt. axle & a/brakes | 25500 | F750 | | 69 | State of Pa. | 25500 | | F800 (Gas) |
| | 68 | | 25500 | F750 | | 71/ | | 31000 | | L800 (Gas) |
| | 69 | State of Pa. | 25500 | F750 | | | | | | |
| | 71/72 | | 25500 | F750 | | | | | | |
| F757 | 65/67 | 6M frt. axle & a/brakes | 23000 | F750 | | | | | | |
| | 68 | | 23000 | F750 | | | | | | |
| | 69 | State of Pa. | 23000 | F750 | | | | | | |
| | 71/72 | | 23000 | F750 | | | | | | |

◇ The designation (Gas) or (Diesel) will be shown only when necessary to clarify differences in application on similar items for which unique part numbers are required.

For example: unique to Gas -LN900(Gas) not available with Gas -W900
 unique to Diesel -LN900(Diesel) not available with Diesel -F100
 common to Gas and Diesel -LN900

MODEL CODES



| MODEL CODE | YEAR | DESCRIPTION | G.V.W. RATING | ◇ CATALOGED AS - | MODEL CODE | YEAR | DESCRIPTION | G.V.W. RATING | ◇ CATALOGED AS - |
|------------|-------|-----------------------------|---------------|------------------|------------|-------|-------------------|---------------|------------------|
| F810 | 67/69 | | 30000 | F800 (Gas) | F953 | 64/67 | A/brakes | 30000 | F950 (Gas) |
| | 72 | | 22100 | L800 (Gas) | | 68 | | 30000 | F950 (Gas) |
| F811 | 68 | | 27500 | F800 (Gas) | | 69 | State of Pa. | 30000 | F950 (Gas) |
| | 69 | Exc. state of Pa. | 27500 | F800 (Gas) | F954 | 64/65 | 11M frt. axle | 32000 | F950 (Gas) |
| | 72 | | 31800 | L800 (Gas) | | 66/67 | 12M frt. axle | 32000 | F950 (Gas) |
| F812 | 72 | | 22100 | L800 | | 68/69 | | 32000 | F950 (Gas) |
| F813 | 72 | | 22100 | L800 | F955 | 64/67 | 9M frt. axle | 32000 | F950 (Gas) |
| F814 | 72 | | 34000 | L800 | | 68/69 | | 32000 | F950 (Gas) |
| F850 | 64/67 | Hyd/brakes | 25000 | F850 | F956 | 64/69 | | 34000 | F950 (Gas) |
| | 68 | | 25000 | F850 | F957 | 64/69 | | 29000 | F950 (Gas) |
| | 69 | Exc. state of Pa. | 25000 | F850 | F958 | 64/69 | | 31000 | F950 (Gas) |
| F851 | 64/69 | | 20000 | F850 | F959 | 64/69 | | 33000 | F950 (Gas) |
| F852 | 64/67 | A/brakes | 25000 | F850 | G350 | 64/71 | | 8000 | P350(Diesel) |
| | 68 | | 25000 | F850 | G351 | 64/67 | | 5900 | P350(Diesel) |
| | 69 | State of Pa. | 25000 | F850 | | 68/71 | | 6100 | P350(Diesel) |
| F853 | 64/67 | 18.5M rr. axle & hyd/brakes | 27000 | F850 | G352 | 68/71 | | 6500 | P350(Diesel) |
| | 68 | | 27000 | F850 | G353 | 69/71 | | 8000 | P350(Diesel) |
| F854 | 64/67 | 22M rr. axle | 27000 | F850 | G400 | 64/71 | | 10000 | P400(Diesel) |
| | 68 | | 27000 | F850 | G401 | 64/71 | | 7700 | P400(Diesel) |
| | 69 | State of Pa. | 27000 | F850 | G402 | 65/71 | | 8000 | P400(Diesel) |
| F855 | 64/67 | 18.5M rr. axle & a/brakes | 27000 | F850 | G403 | 68/71 | | 7000 | P400(Diesel) |
| | 68 | | 27000 | F850 | G500 | 64/71 | | 15000 | P500(Diesel) |
| | 69 | State of Pa. | 27000 | F850 | G501 | 64/67 | | 10000 | P500(Diesel) |
| F856 | 64 | | 25500 | F850 | | 68/71 | | 10100 | P500(Diesel) |
| | 65/67 | Exc. state of Pa. | 25500 | F850 | G502 | 68/71 | | 8000 | P500(Diesel) |
| | 68 | | 25500 | F850 | G503 | 69/71 | | 12000 | P500(Diesel) |
| | 69 | Exc. state of Pa. | 25500 | F850 | H000 | 64/66 | | 30000 | H1000(Gas) |
| F857 | 64/68 | | 27500 | F850 | H001 | 64/66 | | 24000 | H1000(Gas) |
| F858 | 65/67 | State of Pa. | 25500 | F850 | H002 | 64/66 | | 32000 | H1000(Gas) |
| | 68 | | 25500 | F850 | H003 | 64/66 | | 34000 | H1000(Gas) |
| | 69 | State of Pa. | 25500 | F850 | H800 | 69/70 | | 27000 | C800(Diesel) |
| F859 | 67/68 | | 32000 | F850 | H801 | 69/70 | | 20000 | C800(Diesel) |
| F860 | 68 | | 27000 | F850 | H802 | 69/70 | Exc. state of Pa. | 27500 | C800(Diesel) |
| | 69 | State of Pa. | 27000 | F850 | H803 | 69/70 | State of Pa. | 27500 | C800(Diesel) |
| F861 | 68/69 | | 27500 | F850 | H804 | 69/70 | | 26000 | C800(Diesel) |
| F862 | 68/69 | | 32000 | F850 | H805 | 69/70 | | 24000 | C800(Diesel) |
| F900 | 70/ | | 25500 | L900 (Gas) | J600 | 67/71 | | 20000 | B600(Diesel) |
| F901 | 70/72 | | 24000 | L900 (Gas) | J601 | 67/71 | | 15000 | B600(Diesel) |
| F902 | 70/ | | 27500 | L900 (Gas) | J602 | 67/71 | | 19500 | B600(Diesel) |
| F903 | 70/72 | | 29000 | L900 (Gas) | J603 | 67/71 | | 17000 | B600(Diesel) |
| F904 | 70/72 | | 30000 | L900 (Gas) | J610 | 67/71 | | 21000 | B600(Diesel) |
| F905 | 70/ | | 31000 | L900 (Gas) | J611 | 67/71 | | 22000 | B600(Diesel) |
| F906 | 70/ | | 32000 | L900 (Gas) | J612 | 67/71 | | 23000 | B600(Diesel) |
| F907 | 70/72 | | 33000 | L900 (Gas) | J613 | 67/71 | | 24000 | B600(Diesel) |
| F908 | 70/ | | 34000 | L900 (Gas) | J614 | 67/71 | | 19700 | B600(Diesel) |
| F909 | 70/ | | 35000 | L900 (Gas) | J700 | 68/72 | | 20500 | B700(Diesel) |
| F910 | 71/72 | | 33000 | L900 (Gas) | J701 | 68/70 | | 17000 | B700(Diesel) |
| F911 | 71/72 | | 27500 | L900 (Gas) | | 71/72 | | 17500 | B700(Diesel) |
| F912 | 72 | | 23100 | L900 (Gas) | J702 | 68/70 | | 21000 | B700(Diesel) |
| F913 | 72 | | 31800 | L900 (Gas) | | 72 | | 20200 | B700(Diesel) |
| F914 | 72 | | 31000 | L900 (Gas) | J703 | 68/72 | | 22500 | B700(Diesel) |
| F950 | 64/69 | | 28000 | F950 (Gas) | J704 | 68 | | 23000 | B700(Diesel) |
| F951 | 64/69 | | 24000 | F950 (Gas) | | 69 | Exc. state of Pa. | 23000 | B700(Diesel) |
| F952 | 64/67 | Hyd/brakes | 30000 | F950 (Gas) | | 70/ | | 23000 | B700(Diesel) |
| | 68 | | 30000 | F950 (Gas) | J705 | 68/ | | 24000 | B700(Diesel) |
| | 69 | Exc. state of Pa. | 30000 | F950 (Gas) | J706 | 68/ | | 25500 | B700(Diesel) |
| | | | | | J707 | 68 | | 23000 | E700(Diesel) |
| | | | | | | 69 | State of Pa. | 23000 | B700(Diesel) |
| | | | | | J708 | 70/72 | | 23000 | B700(Diesel) |
| | | | | | | 68 | | 23000 | B700(Diesel) |
| | | | | | | 69 | State of Pa. | 23000 | B700(Diesel) |
| | | | | | | 70/72 | | 23000 | B700(Diesel) |

◇ The designation (Gas) or (Diesel) will be shown only when necessary to clarify differences in application on similar items for which unique part numbers are required.

For example: unique to Gas -LN900(Gas)
 unique to Diesel -LN900(Diesel)
 common to Gas and Diesel -LN900

not available with Gas -W900
 not available with Diesel -F100

FORD TRUCK PARTS



RATING or WARRANTY PLATE and CERTIFICATION LABEL - continued

MODEL CODES

| MODEL CODE | YEAR | DESCRIPTION | G.V.W. RATING | ◇ CATALOGED AS - | MODEL CODE | YEAR | DESCRIPTION | G.V.W. RATING | ◇ CATALOGED AS - |
|------------|-------|--------------------------------|---------------|------------------|------------|-------|--|---------------|------------------|
| J709 | 68/ | | 22000 | B700 (Diesel) | K801 | 67/69 | | 20000 | F800 (Diesel) |
| J710 | 72 | | 22000 | B700 (Diesel) | | 70/72 | | 20000 | L800 (Diesel) |
| J950 | 64/66 | | 41000 | HT950 (Gas) | K802 | 67/69 | | 25500 | F800 (Diesel) |
| J951 | 64/66 | | 32000 | HT950 (Gas) | | 70/ | | 25500 | L800 (Diesel) |
| J952 | 64/66 | | 45000 | HT950 (Gas) | K803 | 67 | 18.5M rr. axle & a/brakes | 27500 | F800 (Diesel) |
| J953 | 64/66 | | 49000 | HT950 (Gas) | | 68 | | 27500 | F800 (Diesel) |
| K000 | 64/69 | | 32000 | F1000 (Diesel) | | 69 | Exc. state of Pa. | 27500 | F800 (Diesel) |
| K001 | 64/69 | | 26000 | F1000 (Diesel) | | 70/ | | 27500 | L800 (Diesel) |
| K002 | 64/69 | | 34000 | F1000 (Diesel) | K804 | 67 | 22M rr. axle | 27500 | F800 (Diesel) |
| K003 | 64/69 | | 36000 | F1000 (Diesel) | | 68 | | 27500 | F800 (Diesel) |
| K010 | 64/65 | | 38000 | F1100 (Diesel) | | 69 | State of Pa. | 27500 | F800 (Diesel) |
| K011 | 64/65 | | 30000 | F1100 (Diesel) | | 70/72 | | 29000 | L800 (Diesel) |
| K600 | 67/72 | | 20000 | F600 (Diesel) | K805 | 67 | 18.5M rr. axle & a/brakes-(15" x 3 1/2" or 6 1/4" x 3 1/2" frt.) | 27500 | F800 (Diesel) |
| K601 | 67/72 | | 15000 | F600 (Diesel) | | 68 | | 27500 | F800 (Diesel) |
| K602 | 67/72 | | 19500 | F600 (Diesel) | | 69 | State of Pa. | 27500 | F800 (Diesel) |
| K603 | 67/ | | 17000 | F600 (Diesel) | | 70/ | | 31000 | L800 (Diesel) |
| K604 | 72 | | 16000 | F600 (Diesel) | K806 | 67 | | 24500 | F800 (Diesel) |
| K605 | 72 | | 19200 | F600 (Diesel) | | 68/69 | | 24000 | F800 (Diesel) |
| K610 | 67/ | | 21000 | F600 (Diesel) | | 70/ | | 32000 | L800 (Diesel) |
| K611 | 67/ | | 22000 | F600 (Diesel) | K807 | 68/69 | | 24500 | F800 (Diesel) |
| K612 | 67 | Hyd/brakes-(14" x 2 1/2" frt.) | 23000 | F600 (Diesel) | | 70/ | | 34000 | L800 (Diesel) |
| | 68 | | 23000 | F600 (Diesel) | K808 | 70/ | | 35000 | L800 (Diesel) |
| | 69/ | Exc. state of Pa. | 23000 | F600 (Diesel) | K809 | 71/72 | | 31000 | L800 (Diesel) |
| K613 | 67 | A/brakes | 23000 | F600 (Diesel) | K810 | 68 | | 27500 | F800 (Diesel) |
| | 68 | | 23000 | F600 (Diesel) | | 69 | Exc. state of Pa. | 27500 | F800 (Diesel) |
| | 69/72 | State of Pa. | 23000 | F600 (Diesel) | | 71/72 | | 25500 | L800 (Diesel) |
| K614 | 67 | Hyd/brakes-(15" x 3" frt.) | 23000 | F600 (Diesel) | K811 | 71/72 | | 34000 | L800 (Diesel) |
| | 68 | | 23000 | F600 (Diesel) | K812 | 72 | | 23100 | L800 (Diesel) |
| | 69/72 | State of Pa. | 23000 | F600 (Diesel) | K813 | 72 | | 31800 | L800 (Diesel) |
| K615 | 67/ | | 24000 | F600 (Diesel) | K900 | 70/72 | | 27500 | L900 (Diesel) |
| K616 | 67/ | | 19700 | F600 (Diesel) | K901 | 70/72 | | 24000 | L900 (Diesel) |
| K617 | 72 | | 20200 | F600 (Diesel) | K902 | 70/ | | 32000 | L900 (Diesel) |
| K618 | 72 | | 22000 | F600 (Diesel) | K903 | 70/72 | | 34000 | L900 (Diesel) |
| K700 | 68/ | | 22000 | F700 (Diesel) | K904 | 70/ | | 35000 | L900 (Diesel) |
| K701 | 68/72 | | 17000 | F700 (Diesel) | K905 | 71/72 | | 32000 | L900 (Diesel) |
| K702 | 68 | | 23000 | F700 (Diesel) | K906 | 71/72 | | 34000 | L900 (Diesel) |
| | 69 | Exc. state of Pa. | 23000 | F700 (Diesel) | K907 | 72 | | 28000 | L900 (Diesel) |
| | 70/ | | 23000 | F700 (Diesel) | K908 | 72 | | 31800 | L900 (Diesel) |
| K703 | 68/ | | 24000 | F700 (Diesel) | K950 | 64/69 | | 28000 | F950 (Diesel) |
| K704 | 68 | | 25500 | F700 (Diesel) | K951 | 64/69 | | 24000 | F950 (Diesel) |
| | 69 | Exc. state of Pa. | 25500 | F700 (Diesel) | K952 | 64 | Hyd/brakes-(15" x 3" frt.) | 30000 | F950 (Diesel) |
| | 70/ | | 25500 | F700 (Diesel) | | 65/66 | A/brakes-(16" x 2 1/2" frt.) | 30000 | F950 (Diesel) |
| K705 | 68 | | 23000 | F700 (Diesel) | | 67 | A/brakes-(15" x 3" frt.) | 30000 | F950 (Diesel) |
| | 69 | State of Pa. | 23000 | F700 (Diesel) | | 68 | | 30000 | F950 (Diesel) |
| | 71/72 | | 23000 | F700 (Diesel) | | 69 | Exc. state of Pa. | 30000 | F950 (Diesel) |
| K706 | 68/69 | | 23000 | F700 (Diesel) | K953 | 64 | Hyd/brakes-(16 1/4" x 3 1/2" frt.) | 30000 | F950 (Diesel) |
| | 71/72 | | 23000 | F700 (Diesel) | | 65/66 | A/brakes-(16 1/4" x 3 1/2" frt.) | 30000 | F950 (Diesel) |
| K707 | 68 | | 25000 | F700 (Diesel) | | 67 | A/brakes-(15" x 3 1/2" or 16 1/4" x 3 1/2" frt.) | 30000 | F950 (Diesel) |
| | 69 | | 25500 | F700 (Diesel) | | 68 | | 30000 | F950 (Diesel) |
| | 71/72 | | 25500 | F700 (Diesel) | | 69 | State of Pa. | 30000 | F950 (Diesel) |
| K708 | 71/ | | 27500 | F700 (Diesel) | | | | | |
| K709 | 72 | | 27500 | F700 (Diesel) | | | | | |
| K710 | 72 | | 19200 | F700 (Diesel) | | | | | |
| K711 | 72 | | 21000 | F700 (Diesel) | | | | | |
| K800 | 67/69 | | 24000 | F800 (Diesel) | | | | | |
| | 70/72 | | 24500 | L800 (Diesel) | | | | | |

◇ The designation (Gas) or (Diesel) will be shown only when necessary to clarify differences in application on similar items for which unique part numbers are required.

For example: unique to Gas -LN900(Gas) not available with Gas -W900
 unique to Diesel -LN900(Diesel) not available with Diesel -F100
 common to Gas and Diesel -LN900

January, 1975

COPYRIGHT © 1975-

FORD MARKETING CORPORATION

-DEARBORN, MICHIGAN

FINAL ISSUE

RATING or WARRANTY PLATE and CERTIFICATION LABEL - continued

MODEL CODES

| MODEL CODE | YEAR | DESCRIPTION | G.V.W. RATING | ◇ CATALOGED AS - | MODEL CODE | YEAR | DESCRIPTION | G.V.W. RATING | ◇ CATALOGED AS - |
|------------|-------|-------------------|---------------|------------------|------------|-------------------|------------------------------------|---------------|------------------|
| K954 | 64/65 | 11M frt. axle | 32000 | F950 (Diesel) | M809 | 69 | | 59000 | T800 (Diesel) |
| | 66/67 | 12M frt. axle | 32000 | F950 (Diesel) | M810 | 69 | State of Pa. | 53000 | T800 (Diesel) |
| | 68/69 | | 32000 | F950 (Diesel) | N000 | 64/69 | | 32000 | N1000 (Gas) |
| K955 | 64/67 | 9M frt. axle | 32000 | F950 (Diesel) | N001 | 64/69 | | 26000 | N1000 (Gas) |
| | 68/69 | | 32000 | F950 (Diesel) | N002 | 64/69 | | 34000 | N1000 (Gas) |
| K956 | 64/69 | | 34000 | F950 (Diesel) | N003 | 64/69 | | 36000 | N1000 (Gas) |
| K957 | 64/69 | | 29000 | F950 (Diesel) | N010 | 64/65 | | 38000 | N1100 (Gas) |
| K958 | 64/69 | | 31000 | F950 (Diesel) | N011 | 64/65 | | 30000 | N1100 (Gas) |
| K959 | 64/69 | | 33000 | F950 (Diesel) | N500 | 64/69 | | 15000 | N500 |
| K960 | 64/69 | | 25500 | F950 (Diesel) | | 70/71 | | 15000 | LN500 |
| K961 | 64/69 | | 27500 | F950 (Diesel) | N501 | 64/69 | | 10000 | N500 |
| L750 | 64/67 | | 39000 | CT750 | | 70/71 | | 10100 | LN500 |
| L751 | 64/67 | | 27000 | CT750 | N502 | 64/69 | | 16000 | N500 |
| L752 | 64/67 | | 41000 | CT750 | | 70/71 | | 16000 | LN500 |
| L800 | 64/ | | 43000 | CT800 (Gas) | N503 | 64 | | 18000 | N500 |
| L801 | 64/72 | | 27000 | CT800 (Gas) | | 65/69 | | 17000 | N500 |
| L802 | 64/ | | 39000 | CT800 (Gas) | 70/71 | | 17000 | LN500 | |
| L803 | 64/72 | | 45000 | CT800 (Gas) | N504 | 64 | | 20000 | N500 |
| L804 | 64/72 | | 49000 | CT800 (Gas) | | 65/69 | | 18000 | N500 |
| L805 | 68/72 | | 41000 | CT800 (Gas) | 70/71 | | 18000 | LN500 | |
| L806 | 72 | | 42000 | CT800 (Gas) | N505 | 65/69 | | 20000 | N500 |
| L807 | 72 | | 46000 | CT800 (Gas) | | 70/71 | | 20000 | LN500 |
| L808 | 72 | | 47100 | CT800 (Gas) | N600 | 64/67 | | 17000 | N600 (Gas) |
| L850 | 64/70 | | 39000 | CT850 | | 68/69 | | 19500 | N600 (Gas) |
| L851 | 64/70 | | 27000 | CT850 | 70/72 | | 19500 | LN600 (Gas) | |
| L852 | 64/70 | | 41000 | CT850 | N601 | 64/69 | | 15000 | N600 (Gas) |
| L853 | 64/70 | | 43000 | CT850 | | 70/72 | | 15000 | LN600 (Gas) |
| L854 | 64/70 | | 45000 | CT850 | N602 | 64/67 | | 20000 | N600 (Gas) |
| L855 | 64/70 | | 49000 | CT850 | | 68/69 | 5M frt. axle | 20000 | N600 (Gas) |
| L900 | 70/ | | 39000 | CT900 | 70/72 | | 20000 | LN600 (Gas) | |
| L901 | 70/72 | | 27000 | CT900 | N603 | 68/69 | | 17000 | N600 (Gas) |
| L902 | 70/72 | | 30000 | CT900 | | 70/72 | | 17000 | LN600 (Gas) |
| L903 | 70/72 | | 41000 | CT900 | N604 | 72 | | 16000 | LN600 (Gas) |
| L904 | 70/72 | | 43000 | CT900 | | N605 | 72 | | 19200 |
| L905 | 70/72 | | 45000 | CT900 | N610 | | 64/69 | | 21000 |
| L906 | 70/72 | | 47000 | CT900 | | 70/ | | 21000 | LN600 (Gas) |
| L907 | 70/72 | | 49000 | CT900 | N611 | 64/69 | | 22000 | N600 (Gas) |
| L908 | 70/72 | | 49000 | CT900 | | 70/ | | 22000 | LN600 (Gas) |
| L909 | 70/72 | | 51000 | CT900 | N612 | 64/67 | Hyd/brakes- (14" x 2 1/2" frt.) | 23000 | N600 (Gas) |
| L910 | 71/72 | | 39000 | CT900 | | 68 | | 23000 | N600 (Gas) |
| L911 | 71/72 | | 43000 | CT900 | 69 | Exc. state of Pa. | 23000 | N600 (Gas) | |
| L912 | 71/72 | | 41000 | CT900 | 70/ | | 23000 | LN600 (Gas) | |
| L913 | 72 | | 42000 | CT900 | N613 | 64/67 | A/brakes | 23000 | N600 (Gas) |
| L914 | 72 | | 46000 | CT900 | | 68 | | 23000 | N600 (Gas) |
| L915 | 72 | | 47100 | CT900 | 69 | State of Pa. | 23000 | N600 (Gas) | |
| L916 | 72 | | 50000 | CT900 | 71/72 | | 23000 | LN600 (Gas) | |
| L917 | 72 | | 51100 | CT900 | N614 | 64/67 | Hyd/brakes-(15" x 3") | 23000 | N600 (Gas) |
| L950 | 64/70 | | 47000 | CT950 | | 68 | | 23000 | N600 (Gas) |
| L951 | 64/70 | | 30000 | CT950 | 69 | State of Pa. | 23000 | N600 (Gas) | |
| L952 | 64/70 | | 49000 | CT950 | 71/72 | | 23000 | LN600 (Gas) | |
| L953 | 64/66 | | 53000 | CT950 | N615 | 66/69 | | 24000 | N600 (Gas) |
| | 67/70 | | 51000 | CT950 | | 70/ | | 24000 | LN600 (Gas) |
| M800 | 69 | | 39000 | T800 (Diesel) | N616 | 67/69 | | 19700 | N600 (Gas) |
| M801 | 69 | | 27000 | T800 (Diesel) | | 70/72 | | 19700 | LN600 (Gas) |
| M802 | 69 | | 41000 | T800 (Diesel) | N617 | 68 | 6M frt. axle | 20000 | N600 (Gas) |
| M803 | 69 | | 43000 | T800 (Diesel) | | 69 | 5.5M frt. axle | 20000 | N600 (Gas) |
| M804 | 69 | | 45000 | T800 (Diesel) | 70/72 | | 20000 | LN600 (Gas) | |
| M805 | 69 | | 49000 | T800 (Diesel) | N618 | 71/ | | 17000 | LN600 (Gas) |
| M806 | 69 | | 56000 | T800 (Diesel) | | N619 | 72 | | 20200 |
| M807 | 69 | | 62000 | T800 (Diesel) | N700 | | 64/69 | | 22000 |
| M808 | 69 | Exc. state of Pa. | 53000 | T800 (Diesel) | | 70/ | | 22000 | LN700 (Gas) |
| | 69 | | 53000 | T800 (Diesel) | N701 | 64/69 | | 17000 | N700 (Gas) |
| | | | | | | 70/72 | | 17000 | LN700 (Gas) |

◇ The designation (Gas) or (Diesel) will be shown only when necessary to clarify differences in application on similar items for which unique part numbers are required.

For example: unique to Gas -LN900(Gas)
 unique to Diesel -LN900(Diesel)
 common to Gas and Diesel -LN900

not available with Gas -W900
 not available with Diesel -F100



FORD TRUCK PARTS



RATING or WARRANTY PLATE and CERTIFICATION LABEL - continued

MODEL CODES

| MODEL CODE | YEAR | DESCRIPTION | G.V.W. RATING | ◇ CATALOGED AS - | MODEL CODE | YEAR | DESCRIPTION | G.V.W. RATING | ◇ CATALOGED AS - |
|------------|-------|--------------------------------|---------------|------------------|------------|-------------------|-----------------------------|-------------------|------------------|
| N702 | 64/67 | Hyd/brakes-(14" x 2 1/2") | 23000 | N700 (Gas) | N757 | 69 | State of Pa. | 23000 | N750 |
| | 68/69 | | 23000 | N700 (Gas) | | 71/72 | | 23000 | LN750 |
| | 70/ | | 23000 | LN700 (Gas) | N758 | 65/67 | Hyd/brakes-state of Pa. | 25500 | N750 |
| N703 | 64/69 | | 24000 | N700 (Gas) | | 68 | | 25500 | N750 |
| | 70/ | | 24000 | LN700 (Gas) | | 69 | State of Pa. | 25500 | N750 |
| N704 | 64/66 | Hyd/brakes-exc. state of Pa. | 25500 | N700 (Gas) | 71/72 | | 25500 | LN750 | |
| | 67/68 | | 25500 | N700 (Gas) | N759 | 69 | State of Pa. | 25500 | N750 |
| | 69 | Exc. state of Pa. | 25500 | N700 (Gas) | | 71/72 | | 25500 | LN750 |
| N705 | 64/67 | Hyd/brakes-(15" x 3") | 23000 | N700 (Gas) | N760 | 71/ | | 27500 | LN750 |
| | 68 | | 23000 | N700 (Gas) | N761 | 72 | | 27500 | LN750 |
| | 69 | State of Pa. | 23000 | N700 (Gas) | N762 | 72 | | 21500 | LN750 |
| N706 | 64/67 | A/brakes | 23000 | N700 (Gas) | N763 | 72 | | 22000 | LN750 |
| | 68 | | 23000 | N700 (Gas) | N800 | 70/72 | | 23500 | LN800 (Gas) |
| | 69 | State of Pa. | 23000 | N700 (Gas) | | N801 | 70/72 | | 20000 |
| N707 | 64/67 | A/brakes | 25500 | N700 (Gas) | N802 | 70/ | | 24500 | LN800 (Gas) |
| | 68 | | 25500 | N700 (Gas) | N803 | 70/ | | 25500 | LN800 (Gas) |
| | 69 | State of Pa. | 25500 | N700 (Gas) | N804 | 70/ | | 27500 | LN800 (Gas) |
| N708 | 65/67 | Hyd/brakes-state of Pa. | 25500 | N700 (Gas) | N805 | 70/ | | 29000 | LN800 (Gas) |
| | 68 | | 25500 | N700 (Gas) | N806 | 70/ | | 31000 | LN800 (Gas) |
| | 69 | State of Pa. | 25500 | N700 (Gas) | N807 | 70/72 | | 33000 | LN800 (Gas) |
| N709 | 72 | | 19200 | LN700 (Gas) | N808 | 70/ | | 34000 | LN800 (Gas) |
| | N710 | 72 | 21000 | LN700 (Gas) | N809 | 71/72 | | 23500 | LN800 (Gas) |
| | N711 | 72 | 22000 | LN700 (Gas) | N810 | 72 | | 32000 | LN800(Gas) |
| N750 | 64/69 | | 22500 | N750 | N811 | 72 | | 31000 | LN800 (Gas) |
| | 70/72 | | 22500 | LN750 | N812 | 72 | | 22100 | LN800 (Gas) |
| | N751 | 64/69 | 17000 | N750 | N813 | 72 | | 21800 | LN800 (Gas) |
| N752 | 64/67 | Hyd/brakes-(14" x 2 1/2" frt.) | 23000 | N750 | N814 | 72 | | 22100 | LN800 (Gas) |
| | 68 | | 23000 | N750 | N815 | 72 | | 31800 | LN800 (Gas) |
| | 69 | Exc. state of Pa. | 23000 | N750 | N816 | 72 | | 34000 | LN800 (Gas) |
| N753 | 64/69 | | 24000 | N750 | N850 | 64/67 | Hyd/brakes | 25000 | N850 |
| | 70/ | | 24000 | LN750 | | 68 | | 25000 | N850 |
| | N754 | 64 | Hyd/brakes | 25500 | | N750 | 69 | Exc. state of Pa. | 25000 |
| N755 | 65/67 | Hyd/brakes-exc. state of Pa. | 25500 | N750 | N851 | 64/69 | | 20000 | N850 |
| | 68 | | 25500 | N750 | N852 | 64/67 | A/brakes | 25000 | N850 |
| | 69 | Exc. state of Pa. | 25500 | N750 | | 68 | | 25000 | N850 |
| N756 | 64/67 | A/brakes | 25500 | N750 | N853 | 64/67 | 18.5M rr. axle & hyd/brakes | 27000 | N850 |
| | 68 | | 25500 | N750 | 68 | | 27000 | N850 | |
| | 69 | State of Pa. | 25500 | N750 | N854 | 64/67 | 22M rr. axle | 27000 | N850 |
| 70 | | 23500 | LN750 | 68 | | | 27000 | N850 | |
| N757 | 65/67 | A/brakes | 23000 | N750 | N855 | 64/67 | 18.5M rr. axle & a/brakes | 27000 | N850 |
| | 68 | | 23000 | N750 | 68 | | 27000 | N850 | |
| | | | 23000 | N750 | N856 | 64 | | 25500 | N850 |
| N758 | 64/67 | Hyd/brakes-(15" x 3") | 23000 | N750 | 65/67 | Exc. state of Pa. | 25500 | N850 | |
| | 68 | | 23000 | N750 | 68 | | 25500 | N850 | |
| | 69 | State of Pa. | 23000 | N750 | N857 | 64/68 | | 27500 | N850 |
| N759 | 64/67 | A/brakes | 25500 | N750 | N858 | 65/67 | State of Pa. | 25500 | N850 |
| | 68 | | 25500 | N750 | | 68 | | 25500 | N850 |
| | 69 | State of Pa. | 25500 | N750 | N860 | 68 | | 27000 | N850 |
| N760 | 64/67 | A/brakes | 23000 | N750 | 69 | Exc. state of Pa. | 27000 | N850 | |
| | 68 | | 23000 | N750 | N861 | 68/69 | | 27500 | N850 |
| | 69 | State of Pa. | 23000 | N750 | N900 | 70/ | | 25500 | LN900 (Gas) |

◇ The designation (Gas) or (Diesel) will be shown only when necessary to clarify differences in application on similar items for which unique part numbers are required.

For example: unique to Gas -LN900(Gas) not available with Gas -W900
 unique to Diesel -LN900(Diesel) not available with Diesel -F100
 common to Gas and Diesel -LN900

January, 1975

COPYRIGHT © 1975 - FORD MARKETING CORPORATION - DEARBORN, MICHIGAN

FINAL ISSUE



RATING or WARRANTY PLATE and CERTIFICATION LABEL - continued

MODEL CODES

| MODEL CODE | YEAR | DESCRIPTION | G.V.W. RATING | ◇ CATALOGED AS - | MODEL CODE | YEAR | DESCRIPTION | G.V.W. RATING | ◇ CATALOGED AS - |
|------------|-------|-------------------|---------------|------------------|------------|-------|-------------------------------|---------------|------------------|
| N901 | 70/72 | | 24000 | LN900 (Gas) | R010 | 64/65 | | 38000 | N1100 (Diesel) |
| N902 | 70/ | | 27500 | LN900 (Gas) | R011 | 64/65 | | 30000 | N1100 (Diesel) |
| N903 | 70/72 | | 29000 | LN900 (Gas) | R600 | 64/69 | | 20000 | N600 (Diesel) |
| N904 | 70/72 | | 30000 | LN900 (Gas) | | 70/72 | | 20000 | LN600 (Diesel) |
| N905 | 70/ | | 31000 | LN900 (Gas) | R601 | 64/69 | | 15000 | N600 (Diesel) |
| N906 | 70/ | | 32000 | LN900 (Gas) | | 70/72 | | 15000 | LN600 (Diesel) |
| N907 | 70/72 | | 33000 | LN900 (Gas) | R602 | 72 | | 16000 | LN600 (Diesel) |
| N908 | 70/ | | 34000 | LN900 (Gas) | R603 | 72 | | 19200 | LN600 (Diesel) |
| N909 | 70/ | | 35000 | LN900 (Gas) | | | | | |
| N910 | 71/72 | | 31000 | LN900 (Gas) | R610 | 64/69 | | 21000 | N600 (Diesel) |
| N911 | 72 | | 23100 | LN900 (Gas) | | 70/ | | 21000 | LN600 (Diesel) |
| N912 | 72 | | 31800 | LN900 (Gas) | R611 | 64/69 | | 22000 | N600 (Diesel) |
| N950 | 64/69 | | 28000 | N950 (Gas) | | 70/ | | 22000 | LN600 (Diesel) |
| N951 | 64/69 | | 24000 | N950 (Gas) | R612 | 64/67 | Hyd/brakes- (14" x 2 1/2") | 23000 | N600 (Diesel) |
| N952 | 64/67 | Hyd/brakes | 30000 | N950 (Gas) | | 68 | | 23000 | N600 (Diesel) |
| | 68 | | 30000 | N950 (Gas) | | 69 | Exc. state of Pa. | 23000 | N600 (Diesel) |
| | 69 | Exc. state of Pa. | 30000 | N950 (Gas) | | 70/ | | 23000 | LN600 (Diesel) |
| N953 | 64/67 | A/brakes | 30000 | N950 (Gas) | R613 | 64/67 | A/brakes | 23000 | N600 (Diesel) |
| | 68 | | 30000 | N950 (Gas) | | 68 | | 23000 | N600 (Diesel) |
| | 69 | State of Pa. | 30000 | N950 (Gas) | | 69 | State of Pa. | 23000 | N600 (Diesel) |
| N954 | 64/65 | 11M frt. axle | 32000 | N950 (Gas) | | 71/72 | | 23000 | LN600 (Diesel) |
| | 66/67 | 12M frt. axle | 32000 | N950 (Gas) | R614 | 64/67 | Hyd/brakes-(15" x 3") | 23000 | N600 (Diesel) |
| | 68/69 | | 32000 | N950 (Gas) | | 68 | | 23000 | N600 (Diesel) |
| N955 | 64/67 | 9M frt. axle | 32000 | N950 (Gas) | | 69 | State of Pa. | 23000 | N600 (Diesel) |
| | 68/69 | | 32000 | N950 (Gas) | | 71/72 | | 23000 | LN600 (Diesel) |
| N956 | 64/69 | | 34000 | N950 (Gas) | R615 | 66/69 | | 24000 | N600 (Diesel) |
| N957 | 64/69 | | 29000 | N950 (Gas) | | 70/ | | 24000 | LN600 (Diesel) |
| N958 | 64/69 | | 31000 | N950 (Gas) | | | | | |
| N959 | 64/69 | | 33000 | N950 (Gas) | | | | | |
| P100 | 64/67 | | 4300 | P100 | R616 | 72 | | 20200 | LN600 (Diesel) |
| P101 | 64/67 | | 5000 | P100 | R617 | 72 | | 22000 | LN600 (Diesel) |
| P350 | 64/ | | 8000 | P350 (Gas) | R700 | 64/69 | | 22000 | N700 (Diesel) |
| P351 | 64/67 | | 5900 | P350 (Gas) | | 70/ | | 22000 | LN700 (Diesel) |
| | 68/ | | 6100 | P350 (Gas) | R701 | 64/69 | | 17000 | N700 (Diesel) |
| P352 | 68/ | | 6500 | P350 (Gas) | | 70/ | | 17000 | LN700 (Diesel) |
| P353 | 68/ | | 8000 | P350 (Gas) | R702 | 64/68 | Hyd/brakes- (14" x 2 1/2") | 23000 | N700 (Diesel) |
| P400 | 64/ | | 10000 | P400 (Gas) | | 69 | Exc. state of Pa. | 23000 | N700 (Diesel) |
| P401 | 64/71 | | 7700 | P400 (Gas) | | 70/ | | 23000 | LN700 (Diesel) |
| | 72 | | 7400 | P400 (Gas) | R703 | 64/69 | | 24000 | N700 (Diesel) |
| P402 | 65/ | | 8000 | P400 (Gas) | | 70/ | | 24000 | LN700 (Diesel) |
| P403 | 68/ | | 7000 | P400 (Gas) | R704 | 64/69 | | 25500 | N700 (Diesel) |
| P500 | 64/ | | 15000 | P500 (Gas) | | 70/ | | 25500 | LN700 (Diesel) |
| P501 | 64/68 | | 10000 | P500 (Gas) | R705 | 64/67 | Hyd/brakes-(15" x 3") | 23000 | N700 (Diesel) |
| | 69/ | | 10100 | P500 (Gas) | | 68 | | 23000 | N700 (Diesel) |
| P502 | 68/70 | | 8000 | P500 (Gas) | | 69 | State of Pa. | 23000 | N700 (Diesel) |
| P503 | 71/ | | 12000 | P500 (Gas) | | 71/72 | | 23000 | LN700 (Diesel) |
| Q800 | 70/ | | 43000 | CT800 (Diesel) | R706 | 64/67 | A/brakes | 23000 | N700 (Diesel) |
| Q801 | 70/72 | | 27000 | CT800 (Diesel) | | 68 | | 23000 | N700 (Diesel) |
| Q802 | 70/ | | 39000 | CT800 (Diesel) | | 69 | State of Pa. | 23000 | N700 (Diesel) |
| Q803 | 70/ | | 45000 | CT800 (Diesel) | | 71/72 | | 23000 | LN700 (Diesel) |
| Q804 | 70/72 | | 49000 | CT800 (Diesel) | R707 | 71/ | | 27500 | LN700 (Diesel) |
| Q805 | 70/ | | 41000 | CT800 (Diesel) | R708 | 72 | | 27500 | LN700 (Diesel) |
| Q806 | 72 | | 51000 | CT800 (Diesel) | R709 | 72 | | 19200 | LN700 (Diesel) |
| Q807 | 72 | | 46000 | CT800 (Diesel) | R710 | 72 | | 21000 | LN700 (Diesel) |
| Q808 | 72 | | 47100 | CT800 (Diesel) | R711 | 72 | | 22000 | LN700 (Diesel) |
| R000 | 64/69 | | 32000 | N1000 (Diesel) | R800 | 68 | | 25000 | N800 (Diesel) |
| R001 | 64/69 | | 26000 | N1000 (Diesel) | | 69 | Exc. state of Pa. | 25000 | N800 (Diesel) |
| R002 | 64/69 | | 34000 | N1000 (Diesel) | | 70/72 | | 24500 | LN800 (Diesel) |
| R003 | 64/69 | | 36000 | N1000 (Diesel) | R801 | 68/69 | | 20000 | N800 (Diesel) |
| R004 | 64/69 | | 27500 | N1000 (Diesel) | | 70/72 | | 20000 | LN800 (Diesel) |

◇ The designation (Gas) or (Diesel) will be shown only when necessary to clarify differences in application on similar items for which unique part numbers are required.

For example: unique to Gas -LN900(Gas)
 unique to Diesel -LN900(Diesel)
 common to Gas and Diesel -LN900

not available with Gas -W900
 not available with Diesel -F100

FORD TRUCK PARTS



RATING or WARRANTY PLATE and CERTIFICATION LABEL - continued

MODEL CODES

| MODEL CODE | YEAR | DESCRIPTION | G.V.W. RATING | ◇ CATALOGED AS - | MODEL CODE | YEAR | DESCRIPTION | G.V.W. RATING | ◇ CATALOGED AS - |
|------------|-------|--|---------------|------------------|------------|-------|----------------------------------|---------------|------------------|
| R802 | 68 | | 25000 | N800 (Diesel) | S805 | 70/72 | | 45000 | LNT800 (Gas) |
| | 69 | State of Pa. | 25000 | N800 (Diesel) | S806 | 70/ | | 46000 | LNT800 (Gas) |
| | 70/ | | 25500 | LN800 (Diesel) | S807 | 70/ | | 50000 | LNT800 (Gas) |
| R803 | 68 | | 27000 | N800 (Diesel) | S808 | 71/72 | | 43000 | LNT800 (Gas) |
| | 70/ | | 27500 | LN800 (Diesel) | S809 | 71/72 | | 37000 | LNT800 (Gas) |
| R804 | 68 | | 27000 | N800 (Diesel) | S810 | 71/72 | | 46000 | LNT800 (Gas) |
| | 69 | Exc. state of Pa. | 27000 | N800 (Diesel) | S811 | 72 | | 41000 | LNT800 (Gas) |
| | 70/72 | | 29000 | LN800 (Diesel) | S812 | 72 | | 44800 | LNT800 (Gas) |
| R805 | 68 | | 27000 | N800 (Diesel) | S850 | 64/69 | | 39000 | NT850 (Gas) |
| | 69 | State of Pa. | 27000 | N800 (Diesel) | S851 | 64/69 | | 27000 | NT850 (Gas) |
| | 70/ | | 31000 | LN800 (Diesel) | S852 | 64/69 | | 41000 | NT850 (Gas) |
| R806 | 68 | | 25500 | N800 (Diesel) | S853 | 64/67 | Hyd/brakes- exc. state of Pa. | 43000 | NT850 (Gas) |
| | 69 | Exc. state of Pa. | 25500 | N800 (Diesel) | | 68 | | 43000 | NT850 (Gas) |
| | 70/ | | 32000 | LN800 (Diesel) | | 69 | Exc. state of Pa. | 43000 | NT850 (Gas) |
| R807 | 68/69 | | 27500 | N800 (Diesel) | S854 | 64/67 | A/brakes | 43000 | NT850 (Gas) |
| | 70/ | | 34000 | LN800 (Diesel) | | 68 | | 43000 | NT850 (Gas) |
| R808 | 68 | | 25500 | N800 (Diesel) | | 69 | State of Pa. | 43000 | NT850 (Gas) |
| | 69 | State of Pa. | 25500 | N800 (Diesel) | S855 | 64/67 | Exc. state of Pa. | 45000 | NT850 (Gas) |
| | 70/ | | 35000 | LN800 (Diesel) | | 68 | | 45000 | NT850 (Gas) |
| R809 | 68/69 | | 34000 | N800 (Diesel) | | 69 | Exc. state of Pa. | 45000 | NT850 (Gas) |
| | 71/72 | | 31000 | LN800 (Diesel) | S856 | 64/69 | | 49000 | NT850 (Gas) |
| R810 | 68/69 | | 28000 | N800 (Diesel) | S857 | 64/67 | Hyd/brakes- state of Pa. | 43000 | NT850 (Gas) |
| | 72 | | 23100 | LN800 (Diesel) | | 68 | | 43000 | NT850 (Gas) |
| R811 | 68/69 | | 29000 | N800 (Diesel) | | 69 | State of Pa. | 43000 | NT850 (Gas) |
| | 72 | | 31800 | LN800 (Diesel) | S858 | 64/67 | State of Pa. | 45000 | NT850 (Gas) |
| R812 | 68/69 | | 30000 | N800 (Diesel) | | 68 | | 45000 | NT850 (Gas) |
| R813 | 68/69 | | 31000 | N800 (Diesel) | | 69 | State of Pa. | 45000 | NT850 (Gas) |
| R814 | 68/69 | | 32000 | N800 (Diesel) | S880 | 72 | | 39000 | LNT880 (Gas) |
| R815 | 68/69 | | 32000 | N800 (Diesel) | S881 | 72 | | 41000 | LNT880 (Gas) |
| R816 | 68/69 | | 33000 | N800 (Diesel) | S882 | 72 | | 43000 | LNT880 (Gas) |
| R900 | 70/ | | 27500 | LN900 (Diesel) | S883 | 72 | | 44800 | LNT880 (Gas) |
| R901 | 70/ | | 24000 | LN900 (Diesel) | S884 | 72 | | 46000 | LNT880 (Gas) |
| R902 | 70/72 | | 32000 | LN900 (Diesel) | S900 | 70/ | | 39000 | LNT900 (Gas) |
| R903 | 70/72 | | 34000 | LN900 (Diesel) | S901 | 70/72 | | 27000 | LNT900 (Gas) |
| R904 | 70/ | | 35000 | LN900 (Diesel) | S902 | 70/ | | 41000 | LNT900 (Gas) |
| R905 | 71/72 | | 35000 | LN900 (Diesel) | S903 | 70/72 | | 42000 | LNT900 (Gas) |
| R906 | 72 | | 28000 | LN900 (Diesel) | S904 | 70/ | | 43000 | LNT900 (Gas) |
| R907 | 72 | | 31800 | LN900 (Diesel) | S905 | 70/72 | | 45000 | LNT900 (Gas) |
| R950 | 64/65 | | 28000 | N950 (Diesel) | S906 | 70/ | | 46000 | LNT900 (Gas) |
| R951 | 64/65 | | 24000 | N950 (Diesel) | S907 | 70/ | | 50000 | LNT900 (Gas) |
| R952 | 64 | Hyd/brakes- (15" x 3" frt.) | 30000 | N950 (Diesel) | S908 | 70/72 | | 50000 | LNT900 (Gas) |
| | 65 | A/brakes- (16" x 2 1/2" frt.) | 30000 | N950 (Diesel) | S909 | 70/ | | 54000 | LNT900 (Gas) |
| R953 | 64 | Hyd/brakes- (16 1/4" x 3 1/2" frt.) | 30000 | N950 (Diesel) | S910 | 71/72 | | 43000 | LNT900 (Gas) |
| | 65 | A/brakes- (16 1/4" x 3 1/2" frt.) | 30000 | N950 (Diesel) | S911 | 71/72 | | 42000 | LNT900 (Gas) |
| R954 | 64/65 | 11M frt. axle | 32000 | N950 (Diesel) | S912 | 71/72 | | 39000 | LNT900 (Gas) |
| R955 | 64/65 | 9M frt. axle | 32000 | N950 (Diesel) | S913 | 71/72 | | 46000 | LNT900 (Gas) |
| R956 | 64/65 | | 34000 | N950 (Diesel) | S914 | 72 | | 44800 | LNT900 (Gas) |
| R957 | 64/65 | | 29000 | N950 (Diesel) | S950 | 64/69 | | 47000 | NT950 (Gas) |
| R958 | 64/65 | | 31000 | N950 (Diesel) | S951 | 64/69 | | 30000 | NT950 (Gas) |
| R959 | 64/65 | | 33000 | N950 (Diesel) | S952 | 64/69 | | 49000 | NT950 (Gas) |
| R960 | 64/65 | | 25500 | N950 (Diesel) | S953 | 64/69 | | 53000 | NT950 (Gas) |
| R961 | 64/65 | | 27500 | N950 (Diesel) | T700 | 64/66 | | 28000 | T700 |
| S800 | 70/ | | 37000 | LNT800 (Gas) | T701 | 64/66 | | 22000 | T700 |
| S801 | 70/72 | | 27000 | LNT800 (Gas) | T702 | 64/66 | | 29000 | T700 |
| S802 | 70/ | | 39000 | LNT800 (Gas) | T703 | 64/66 | | 36000 | T700 |
| S803 | 70/ | | 42000 | LNT800 (Gas) | T704 | 64/66 | | 37000 | T700 |
| S804 | 70/ | | 43000 | LNT800 (Gas) | T750 | 64/66 | | 37000 | T750 |
| | | | | | T751 | 64/66 | | 27000 | T750 |
| | | | | | T752 | 64/66 | | 39000 | T750 |
| | | | | | T753 | 64/66 | | 41000 | T750 |

◇ The designation (Gas) or (Diesel) will be shown only when necessary to clarify differences in application on similar items for which unique part numbers are required.

For example: unique to Gas -LN900(Gas) not available with Gas -W900
 unique to Diesel -LN900(Diesel) not available with Diesel -F100
 common to Gas and Diesel -LN900

January, 1975

COPYRIGHT © 1975— FORD MARKETING CORPORATION —DEARBORN, MICHIGAN

FINAL ISSUE



Click Here To Order

BUY IT NOW!



RATING or WARRANTY PLATE and CERTIFICATION LABEL - continued

MODEL CODES

| MODEL CODE | YEAR | DESCRIPTION | G.V.W. RATING | ◇ CATALOGED AS - | MODEL CODE | YEAR | DESCRIPTION | G.V.W. RATING | ◇ CATALOG AS - |
|------------|-------|----------------------------------|---------------|------------------|------------|-------|-------------------|---------------|----------------|
| T800 | 64/67 | Hyd/brakes | 43000 | T800 (Gas) | T909 | 70/ | | 54000 | LT900 (Gas) |
| | 68 | | 43000 | T800 (Gas) | T910 | 70/72 | | 56000 | LT900 (Gas) |
| | 69 | Exc. state of Pa. | 43000 | T800 (Gas) | T911 | 70/ | | 60000 | LT900 (Gas) |
| | 70/ | | 37000 | LT800 (Gas) | T912 | 71/72 | | 43000 | LT900 (Gas) |
| T801 | 64/69 | | 27000 | T800 (Gas) | T913 | 71/72 | | 46000 | LT900 (Gas) |
| | 70/72 | | 27000 | LT800 (Gas) | T914 | 72 | | 44800 | LT900 (Gas) |
| T802 | 64/69 | | 45000 | T800 (Gas) | T950 | 64/69 | | 47000 | T950 (Gas) |
| | 70/ | | 39000 | LT800 (Gas) | T951 | 64/69 | | 30000 | T950 (Gas) |
| T803 | 64/69 | | 49000 | T800 (Gas) | T952 | 64/69 | | 49000 | T950 (Gas) |
| | 70/72 | | 42000 | LT800 (Gas) | T953 | 64/69 | | 53000 | T950 (Gas) |
| T804 | 64/67 | A/brakes | 43000 | T800 (Gas) | T954 | 64/69 | | 55000 | T950 (Gas) |
| | 68 | | 43000 | T800 (Gas) | T955 | 64/68 | | 59000 | T950 (Gas) |
| | 69 | State of Pa. | 43000 | T800 (Gas) | T956 | 64/67 | | 65000 | T950 (Gas) |
| | 70/ | | 43000 | LT800 (Gas) | T957 | 64/67 | | 75000 | T950 (Gas) |
| T805 | 67/69 | | 36000 | T800 (Gas) | T958 | 65/67 | | 78000 | T950 (Gas) |
| | 70/72 | | 45000 | LT800 (Gas) | T959 | 69 | | 62000 | T950 (Gas) |
| T806 | 67/69 | | 37000 | T800 (Gas) | U800 | 67/69 | | 39000 | T800 (Diesel) |
| | 70/ | | 46000 | LT800 (Gas) | | 70/ | | 39000 | LT800 (Diesel) |
| T807 | 67/69 | | 39000 | T800 (Gas) | U801 | 67/69 | | 27000 | T800 (Diesel) |
| | 70/ | | 50000 | LT800 (Gas) | | 70/72 | | 27000 | LT800 (Diesel) |
| T808 | 67/69 | | 41000 | T800 (Gas) | U802 | 67/69 | | 41000 | T800 (Diesel) |
| | 71/72 | | 43000 | LT800 (Gas) | | 70/72 | | 42000 | LT800 (Diesel) |
| T809 | 67/69 | | 29000 | T800 (Gas) | U803 | 67/69 | | 43000 | T800 (Diesel) |
| | 71/72 | | 37000 | LT800 (Gas) | | 70/72 | | 43000 | LT800 (Diesel) |
| T810 | 71/72 | | 46000 | LT800 (Gas) | U804 | 67/69 | | 45000 | T800 (Diesel) |
| T811 | 72 | | 41000 | LT800 (Gas) | | 70/72 | | 45000 | LT800 (Diesel) |
| T812 | 72 | | 44800 | LT800 (Gas) | U805 | 67/69 | | 49000 | T800 (Diesel) |
| T850 | 64/69 | | 39000 | T850 (Gas) | | 70/ | | 46000 | LT800 (Diesel) |
| T851 | 64/69 | | 27000 | T850 (Gas) | U806 | 70/ | | 50000 | LT800 (Diesel) |
| T852 | 64/69 | | 41000 | T850 (Gas) | U807 | 70/ | | 50000 | LT800 (Diesel) |
| T853 | 64/67 | Hyd/brakes- exc. state of Pa. | 43000 | T850 (Gas) | U808 | 68 | | 53000 | T800 (Diesel) |
| | 68 | | 43000 | T850 (Gas) | | 69 | Exc. state of Pa. | 53000 | T800 (Diesel) |
| | 69 | Exc. state of Pa. | 43000 | T850 (Gas) | | 71/ | | 54000 | LT800 (Diesel) |
| T854 | 64/67 | A/brakes | 43000 | T850 (Gas) | U809 | 68/69 | | 59000 | T800 (Diesel) |
| | 68 | | 43000 | T850 (Gas) | | 71/ | | 60000 | LT800 (Diesel) |
| | 69 | State of Pa. | 43000 | T850 (Gas) | U810 | 69 | State of Pa. | 53000 | T800 (Diesel) |
| T855 | 64/67 | Exc. state of Pa. | 45000 | T850 (Gas) | | 71/72 | | 43000 | LT800 (Diesel) |
| | 68 | | 45000 | T850 (Gas) | U811 | 71/72 | | 42000 | LT800 (Diesel) |
| | 69 | Exc. state of Pa. | 45000 | T850 (Gas) | U812 | 72 | | 52000 | LT800 (Diesel) |
| T856 | 64/69 | | 49000 | T850 (Gas) | U813 | 72 | | 56000 | LT800 (Diesel) |
| T857 | 64/67 | Hyd/brakes- state of Pa. | 43000 | T850 (Gas) | U814 | 72 | | 62000 | LT800 (Diesel) |
| | 68 | | 43000 | T850 (Gas) | U815 | 72 | | 41000 | LT800 (Diesel) |
| | 69 | Exc. state of Pa. | 43000 | T850 (Gas) | U816 | 72 | | 44800 | LT800 (Diesel) |
| T858 | 64/67 | State of Pa. | 45000 | T850 (Gas) | U817 | 72 | | 61000 | LT800 (Diesel) |
| | 68 | | 45000 | T850 (Gas) | U850 | 64/69 | | 39000 | T850 (Diesel) |
| | 69 | State of Pa. | 45000 | T850 (Gas) | U851 | 64/69 | | 27000 | T850 (Diesel) |
| T859 | 65/69 | | 51000 | T850 (Gas) | U852 | 64/69 | | 41000 | T850 (Diesel) |
| T880 | 72 | | 39000 | LT880 (Gas) | U853 | 64/69 | | 43000 | T850 (Diesel) |
| T881 | 72 | | 41000 | LT880 (Gas) | U854 | 64/69 | | 45000 | T850 (Diesel) |
| T882 | 72 | | 43000 | LT880 (Gas) | U855 | 65/69 | | 49000 | T850 (Diesel) |
| T883 | 72 | | 44800 | LT880 (Gas) | U856 | 65/69 | | 51000 | T950 (Diesel) |
| T884 | 72 | | 46000 | LT880 (Gas) | U900 | 70/ | | 43000 | LT900 (Diesel) |
| T900 | 70/ | | 39000 | LT900 (Gas) | U901 | 70/72 | | 27000 | LT900 (Diesel) |
| T901 | 70/72 | | 27000 | LT900 (Gas) | U902 | 70/72 | | 45000 | LT900 (Diesel) |
| T902 | 70/ | | 41000 | LT900 (Gas) | U903 | 70/ | | 46000 | LT900 (Diesel) |
| T903 | 70/72 | | 42000 | LT900 (Gas) | U904 | 70/ | | 50000 | LT900 (Diesel) |
| T904 | 70/ | | 43000 | LT900 (Gas) | U905 | 70/ | | 50000 | LT900 (Diesel) |
| T905 | 70/72 | | 45000 | LT900 (Gas) | U906 | 70/ | | 54000 | LT900 (Diesel) |
| T906 | 70/ | | 46000 | LT900 (Gas) | U907 | 70/72 | | 56000 | LT900 (Diesel) |
| T907 | 70/ | | 50000 | LT900 (Gas) | U908 | 70/ | | 60000 | LT900 (Diesel) |
| T908 | 70/ | | 50000 | LT900 (Gas) | U909 | 71/72 | | 43000 | LT900 (Diesel) |
| | | | | | U910 | 71/72 | | 45000 | LT900 (Diesel) |
| | | | | | U911 | 72 | | 52000 | LT900 (Diesel) |
| | | | | | U912 | 72 | | 56000 | LT900 (Diesel) |

◇ The designation (Gas) or (Diesel) will be shown only when necessary to clarify differences in application on similar items for which unique part numbers are required.

For example: unique to Gas -LN900(Gas)
 unique to Diesel -LN900(Diesel)
 common to Gas and Diesel -LN900

not available with Gas -W900
 not available with Diesel -F100

FORD TRUCK PARTS



RATING or WARRANTY PLATE and CERTIFICATION LABEL - continued

MODEL CODES

| MODEL CODE | YEAR | DESCRIPTION | G.V.W. RATING | ◇ CATALOGED AS - | MODEL CODE | YEAR | DESCRIPTION | G.V.W. RATING | ◇ CATALOGED AS - |
|------------|-------|-------------|---------------|------------------|------------|-------|-------------|---------------|------------------|
| U913 | 72 | | 62000 | LT900 (Diesel) | W900 | 70 | | 43000 | LNT900(Diesel) |
| U914 | 72 | | 44800 | LT900 (Diesel) | | 71/72 | | 41000 | LNT900(Diesel) |
| U915 | 72 | | 61000 | LT900 (Diesel) | W901 | 70/72 | | 27000 | LNT900(Diesel) |
| U950 | 64/69 | | 47000 | T950 (Diesel) | W902 | 70/72 | | 45000 | LNT900(Diesel) |
| U951 | 64/69 | | 30000 | T950 (Diesel) | W903 | 70/ | | 46000 | LNT900(Diesel) |
| U952 | 64/69 | | 49000 | T950 (Diesel) | W904 | 70/ | | 50000 | LNT900(Diesel) |
| U953 | 64/69 | | 53000 | T950 (Diesel) | W905 | 70/72 | | 50000 | LNT900(Diesel) |
| U954 | 65/69 | | 56000 | T950 (Diesel) | W906 | 70/ | | 54000 | LNT900(Diesel) |
| | | | | | W907 | 71/ | | 43000 | LNT900(Diesel) |
| V800 | 70/ | | 39000 | LTS800 (Gas) | W908 | 71/72 | | 43000 | LNT900(Diesel) |
| V801 | 70/72 | | 27000 | LTS800 (Gas) | W909 | 71/72 | | 41000 | LNT900(Diesel) |
| V802 | 70/72 | | 42000 | LTS800 (Gas) | W910 | 71/72 | | 46000 | LNT900(Diesel) |
| V803 | 70/72 | | 43000 | LTS800 (Gas) | W911 | 72 | | 44800 | LNT900(Diesel) |
| V804 | 70/ | | 46000 | LTS800 (Gas) | W950 | 64/69 | | 47000 | NT950 (Diesel) |
| V805 | 70/ | | 50000 | LTS800 (Gas) | W951 | 64/69 | | 30000 | NT950 (Diesel) |
| V806 | 72 | | 43000 | LTS800 (Gas) | W952 | 64/69 | | 49000 | NT950 (Diesel) |
| V807 | 72 | | 42000 | LTS800 (Gas) | W953 | 64/65 | | 53000 | NT950 (Diesel) |
| V808 | 72 | | 39000 | LTS800 (Gas) | W954 | 67/69 | | 51000 | NT950 (Diesel) |
| V809 | 72 | | 41000 | LTS800 (Gas) | X000 | 66/70 | | 41000 | WT1000 |
| V810 | 72 | | 44000 | LTS800 (Gas) | X001 | 66/70 | | 32000 | WT1000 |
| V900 | 70/ | | 39000 | LTS900 (Gas) | X002 | 66/70 | | 45000 | WT1000 |
| V901 | 72 | | 27000 | LTS900 (Gas) | X003 | 66/70 | | 49000 | WT1000 |
| V902 | 70/72 | | 42000 | LTS900 (Gas) | X900 | 70/72 | | 41000 | WT900 |
| V903 | 70/72 | | 43000 | LTS900 (Gas) | X901 | 70/72 | | 32000 | WT900 |
| V904 | 70/ | | 46000 | LTS900 (Gas) | X902 | 70/72 | | 45000 | WT900 |
| V905 | 70/ | | 50000 | LTS900 (Gas) | X903 | 70/72 | | 49000 | WT900 |
| V906 | 70/ | | 50000 | LTS900 (Gas) | X905 | 72 | | 44800 | WT900 |
| V907 | 70/72 | | 52000 | LTS900 (Gas) | X906 | 72 | | 46000 | WT900 |
| V908 | 70/ | | 54000 | LTS900 (Gas) | X907 | 72 | | 46000 | WT900 |
| V909 | 70/ | | 56000 | LTS900 (Gas) | X908 | 72 | | 47100 | WT900 |
| V910 | 70/72 | | 56000 | LTS900 (Gas) | | | | | |
| V911 | 70/72 | | 58000 | LTS900 (Gas) | Y000 | 64/66 | | 32000 | H1000 (Diesel) |
| V912 | 70/ | | 60000 | LTS900 (Gas) | Y001 | 64/66 | | 26000 | H1000 (Diesel) |
| V913 | 70/ | | 62000 | LTS900 (Gas) | Y002 | 64/66 | | 34000 | H1000 (Diesel) |
| V914 | 70/ | | 64000 | LTS900 (Gas) | Y800 | 70/ | | 39000 | LTS800(Diesel) |
| V915 | 72 | | 42000 | LTS900(Gas) | Y801 | 70/72 | | 27000 | LTS800(Diesel) |
| V916 | 72 | | 43000 | LTS900(Gas) | Y802 | 70/72 | | 42000 | LTS800(Diesel) |
| V917 | 72 | | 39000 | LTS900(Gas) | Y803 | 70/72 | | 43000 | LTS800(Diesel) |
| V918 | 72 | | 41000 | LTS900 (Gas) | Y804 | 70/ | | 46000 | LTS800(Diesel) |
| | | | | | Y805 | 70/ | | 50000 | LTS800(Diesel) |
| W800 | 70/ | | 39000 | LNT800(Diesel) | Y806 | 70/ | | 50000 | LTS800(Diesel) |
| W801 | 70/72 | | 27000 | LNT800(Diesel) | Y807 | 70/ | | 52000 | LTS800(Diesel) |
| W802 | 70/72 | | 42000 | LNT800(Diesel) | Y808 | 70/ | | 54000 | LTS800(Diesel) |
| W803 | 70/72 | | 43000 | LNT800(Diesel) | Y809 | 70/72 | | 56000 | LTS800(Diesel) |
| W804 | 70/72 | | 45000 | LNT800(Diesel) | Y810 | 70/72 | | 56000 | LTS800(Diesel) |
| W805 | 70/ | | 46000 | LNT800(Diesel) | Y811 | 70/72 | | 58000 | LTS800(Diesel) |
| W806 | 70/ | | 50000 | LNT800(Diesel) | Y812 | 70/ | | 60000 | LTS800(Diesel) |
| W807 | 70/ | | 50000 | LNT800(Diesel) | Y813 | 70/72 | | 62000 | LTS800(Diesel) |
| W808 | 71/ | | 54000 | LNT800(Diesel) | Y814 | 70/ | | 64000 | LTS800(Diesel) |
| W809 | 71/72 | | 43000 | LNT800(Diesel) | Y815 | 72 | | 43000 | LTS800(Diesel) |
| W810 | 71/72 | | 42000 | LNT800(Diesel) | Y816 | 72 | | 42000 | LTS800(Diesel) |
| W811 | 71 | | 46000 | LNT800(Diesel) | Y817 | 72 | | 39000 | LTS800(Diesel) |
| W812 | 72 | | 41000 | LNT800(Diesel) | Y818 | 72 | | 41000 | LTS800(Diesel) |
| W814 | 72 | | 44800 | LNT800(Diesel) | Y900 | 70/ | | 43000 | LTS900(Diesel) |
| W850 | 64/69 | | 43000 | NT850 (Diesel) | Y901 | 70/72 | | 27000 | LTS900(Diesel) |
| W851 | 64/69 | | 27000 | NT850 (Diesel) | Y902 | 70/72 | | 46000 | LTS900(Diesel) |
| W852 | 64/69 | | 39000 | NT850 (Diesel) | Y903 | 70/ | | 50000 | LTS900(Diesel) |
| W853 | 64/69 | | 41000 | NT850 (Diesel) | Y904 | 70/ | | 50000 | LTS900(Diesel) |
| W854 | 64/69 | | 45000 | NT850 (Diesel) | Y905 | 70/72 | | 52000 | LTS900(Diesel) |
| W855 | 64/69 | | 49000 | NT850 (Diesel) | | | | | |

◇ The designation (Gas) or (Diesel) will be shown only when necessary to clarify differences in application on similar items for which unique part numbers are required.

For example: unique to Gas -LN900(Gas) not available with Gas -W900
 unique to Diesel -LN900(Diesel) not available with Diesel -F100
 common to Gas and Diesel -LN900



RATING or WARRANTY PLATE and CERTIFICATION LABEL - continued

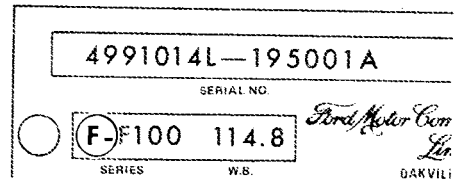
MODEL CODES

| MODEL CODE | YEAR | DESCRIPTION | G.V.W. RATING | ◇ CATALOGED AS - | MODEL CODE | YEAR | DESCRIPTION | G.V.W. RATING | ◇ CATALOGED AS - |
|------------|-------|-------------|---------------|------------------|------------|-------|-------------|---------------|------------------|
| Y906 | 70/ | | 54000 | LTS900(Diesel) | Y918 | 72 | | 70000 | LTS900(Diesel) |
| Y907 | 70/ | | 56000 | LTS900(Diesel) | Z000 | 66/70 | | 32000 | W1000 |
| Y908 | 70/72 | | 56000 | LTS900(Diesel) | Z001 | 66/70 | | 26000 | W1000 |
| Y909 | 70/72 | | 58000 | LTS900(Diesel) | Z002 | 66/70 | | 34000 | W1000 |
| Y910 | 70/ | | 60000 | LTS900(Diesel) | Z003 | 66/70 | | 36000 | W1000 |
| Y911 | 70/ | | 62000 | LTS900(Diesel) | Z900 | 70/72 | | 32000 | W900 |
| Y912 | 70/72 | | 64000 | LTS900(Diesel) | Z901 | 70/72 | | 26000 | W900 |
| Y913 | 72 | | 43000 | LTS900(Diesel) | Z902 | 70/72 | | 34000 | W900 |
| Y914 | 72 | | 46000 | LTS900(Diesel) | Z903 | 70/ | | 36000 | W900 |
| Y915 | 72 | | 50000 | LTS900(Diesel) | Z904 | 72 | | 29900 | W900 |
| Y916 | 72 | | 66000 | LTS900(Diesel) | Z905 | 72 | | 35000 | W900 |
| Y917 | 72 | | 68000 | LTS900(Diesel) | Z906 | 72 | | 36000 | W900 |

MAKE CODES 1965 CANADIAN BUILT VEHICLES

THE FIRST DIGIT ABOVE "SERIES" IDENTIFIES THE MAKE OF THE VEHICLE.

F - FORD M - MERCURY

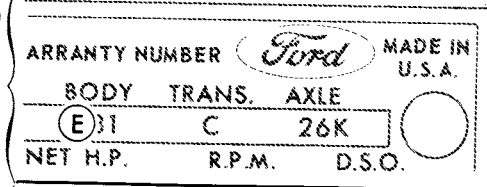


TRIM CODES 1964/65 U.S. BUILT VEHICLES
1966/ U.S. and CANADIAN BUILT VEHICLES

THE FIRST ONE OR TWO DIGITS OF THE BODY CODE IDENTIFY THE COLOR AND TYPE OF MATERIALS USED IN THE INTERIOR UPHOLSTERY.

REFER TO THE APPROPRIATE SOFT TRIM SECTION FOR A LISTING OF THESE CODES AND THE COLOR AND TYPE OF MATERIALS USED IN THE INTERIOR UPHOLSTERY.

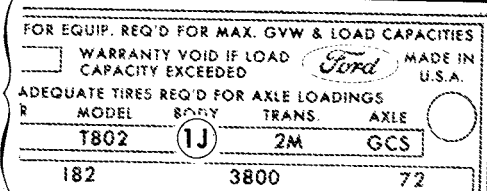
1964/69



THE FIRST TWO DIGITS OF THE BODY CODE IDENTIFY THE COLOR AND TYPE OF MATERIALS USED IN THE INTERIOR UPHOLSTERY.

REFER TO THE APPROPRIATE SOFT TRIM SECTION FOR A LISTING OF THESE CODES AND THE COLOR AND TYPE OF MATERIALS USED IN THE INTERIOR UPHOLSTERY.

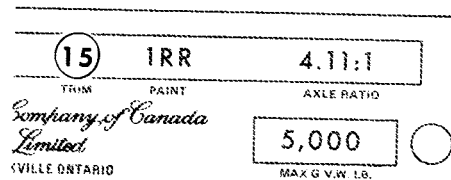
1970/



TRIM CODES 1965 CANADIAN BUILT VEHICLES

THE CODE ABOVE "TRIM" IDENTIFIES THE COLOR AND TYPE OF MATERIALS USED IN THE INTERIOR UPHOLSTERY.

REFER TO THE 1965 SOFT TRIM SECTION FOR A LISTING OF THESE CODES AND THE COLOR AND TYPE OF MATERIALS USED IN THE INTERIOR UPHOLSTERY.



◇ The designation (Gas) or (Diesel) will be shown only when necessary to clarify differences in application on similar items for which unique part numbers are required.

For example: unique to Gas -LN900(Gas) not available with Gas -W900
 unique to Diesel -LN900(Diesel) not available with Diesel -F100
 common to Gas and Diesel -LN900

FORD TRUCK PARTS



RATING or WARRANTY PLATE and CERTIFICATION LABEL - continued

BODY TYPE CODES

1964/65 U.S. BUILT VEHICLES
1966/ U.S. and CANADIAN BUILT VEHICLES

THE LAST TWO DIGITS OF THE BODY TYPE CODE IDENTIFY THE TYPE OF CAB.

USE THE BODY TYPE CODE IN CONJUNCTION WITH THE MODEL CODE TO DETERMINE THE EXACT BODY TYPE OF THE UNIT.

THESE CODES AND THE CORRESPONDING BODY TYPE INFORMATION ARE LISTED AT THE BOTTOM OF THIS PAGE AND THE PAGES WHICH FOLLOW.

THE FIRST DIGIT OF THE BODY TYPE CODE IDENTIFIES THE TYPE OF CAB.

THE LAST DIGIT OF THE BODY TYPE CODE IDENTIFIES THE TYPE OF BACK-OF-CAB EQUIPMENT.

USE THE BODY TYPE CODE IN CONJUNCTION WITH MODEL CODES SHOWN TO DETERMINE THE EXACT BODY TYPE OF THE UNIT.

THESE CODES AND THE CORRESPONDING BODY TYPE INFORMATION ARE LISTED AT THE BOTTOM OF THIS PAGE AND THE PAGES WHICH FOLLOW.

1964/69

| | | |
|-----------------|-------------|----------------|
| WARRANTY NUMBER | <i>Ford</i> | MADE IN U.S.A. |
| BODY | TRANS. | AXLE |
| E81 | C | 26K |
| NET H.P. | R.P.M. | D.S.O. |

1970/

| | | | |
|---|---|-------------|----------------|
| FOR EQUIP. REQ'D FOR MAX. GVW & LOAD CAPACITIES | | | |
| <input type="checkbox"/> | WARRANTY VOID IF LOAD CAPACITY EXCEEDED | <i>Ford</i> | MADE IN U.S.A. |
| ADEQUATE TIRES REQ'D FOR AXLE LOADINGS | | | |
| MODEL | BODY | TRANS. | AXLE |
| T802 | 8 | 2M | GCS |
| 182 | 3800 | 72 | |

1964 ECONOLINE (U.S. built vehicles) (From Serial 445,001 thru 580,000)

THREE DIGIT CODE:

FIRST DIGIT indicates color of interior trim.

(Refer to 1964 Soft Trim Section page A1 etc. for listing of Trim Codes.)

LAST TWO DIGITS indicate type of cab.

| BODY TYPE | MODEL | DESCRIPTION | CATALOGED AS - |
|-----------|-----------|---|----------------|
| 87 | E103/E104 | Pickup (Standard)-with numeric trim codes-exc. Heavy Duty | 87A |
| | E103/E104 | Pickup (Deluxe)-with alpha trim codes-exc. Heavy Duty | 87B |
| | E105/E106 | Pickup (Standard)-with numeric trim codes-Heavy Duty | 87A |
| | E105/E106 | Pickup (Deluxe)-with alpha trim codes-Heavy Duty | 87B |
| 89 | E110 | Station Bus (Standard) | 89B |
| | E120 | Custom Club Wagon | 89C |
| | E130 | Deluxe Club Wagon | 89D |
| 89 | E143/E144 | Cargo Van-with R. H. body side doors (less windows)-exc. Heavy Duty | 89A |
| | E143/E144 | Display Van-with R. H. body side doors and windows-exc. Heavy Duty | 89E |
| | E143/E144 | Window Van-with R. H. body side doors and R. H. and L. H. windows-exc. Heavy Duty | 89F |
| | E143/E144 | Cargo Van-with R. H. and L. H. body side doors (less windows)-exc. Heavy Duty | 89G |
| | E145/E146 | Cargo Van-with R. H. body side doors (less windows)-Heavy Duty | 89A |
| | E145/E146 | Display Van-with R. H. body side doors and windows-Heavy Duty | 89E |
| | E145/E146 | Window Van-with R. H. body side doors and R. H. and L. H. windows-Heavy Duty | 89F |
| | E145/E146 | Cargo Van-with R. H. and L. H. body side doors (less windows)-Heavy Duty | 89G |
| | E153/E154 | Panel Van-exc. Heavy Duty | 89H |
| | E155/E156 | Panel Van-Heavy Duty | 89H |



RATING or WARRANTY PLATE and CERTIFICATION LABEL - continued

BODY TYPE CODES

1965 ECONOLINE (U.S. built vehicles)

1966/67 ECONOLINE (U.S. and CANADIAN built vehicles)

(From Serial 580,001 thru B99,999)

THREE DIGIT CODE:

FIRST DIGIT indicates color of interior trim.
(Refer to 1965 and 1966/70 Soft Trim Section, Page A1 etc. for listing of Trim Codes.)

LAST TWO DIGITS indicate type of cab.

| BODY TYPE | MODEL | DESCRIPTION | CATALOGED AS - |
|-----------|----------------------------|--|----------------|
| 87 | E100/E101 | Pickup (Standard)-with numeric trim codes-exc. Heavy Duty | 87A |
| | E100/E101 | Pickup (Deluxe)-with alpha trim codes-exc. Heavy Duty | 87B |
| | E102/E104 | Pickup (Standard)-with numeric trim codes-Heavy Duty | 87A |
| | E102/E104 | Pickup (Deluxe)-with alpha trim codes-Heavy Duty | 87B |
| 89 | E110/E112 | Club Wagon | 89B |
| | E114/E115 | Super Club Wagon | 89K |
| | E120/E122 | Custom Club Wagon | 89C |
| | E124/E125 | Super Custom Club Wagon | 89T |
| | E130/E132 | Deluxe Club Wagon | 89D |
| | E134/E135 | Super Deluxe Club Wagon | 89L |
| 89 | E140/E141 | Cargo Van-with R.H. body side doors (less windows)-exc. Heavy Duty | 89A |
| | E140/E141 | Display Van-with R.H. body side doors and windows-exc. Heavy Duty | 89E |
| | E140/E141 | Window Van-with R.H. body side doors and R.H. and L.H. windows-exc. Heavy Duty | 89F |
| | E140/E141 | Cargo Van-with R.H. and L.H. body side doors (less windows)-exc. Heavy Duty | 89G |
| 89 | E142/E144 | Cargo Van-with R.H. body side doors (less windows)-Heavy Duty | 89A |
| | E142/E144 | Display Van-with R.H. body side doors and windows-Heavy Duty | 89E |
| | E142/E144 | Window Van-with R.H. body side doors and R.H. and L.H. windows-Heavy Duty | 89F |
| | E142/E144 | Cargo Van-with R.H. and L.H. body side doors (less windows)-Heavy Duty | 89G |
| | E150/E151 | Panel Van-exc. Heavy Duty | 89H |
| | E152/E154 | Panel Van-Heavy Duty | 89H |
| | E160/E161 | Super Cargo Van-with R.H. body side doors (less windows)-exc. Heavy Duty | 89J |
| | E160/E161 | Super Display Van-with R.H. body side doors and windows)-exc. Heavy Duty | 89M |
| | E160/E161 | Super Window Van-with R.H. body side doors and R.H. and L.H. windows-exc. Heavy Duty | 89N |
| | E160/E161 | Super Cargo Van-with R.H. and L.H. body side doors (less windows)-exc. Heavy Duty | 89R |
| | E162/E163 | Super Cargo Van-with R.H. body side doors (less windows)-Heavy Duty | 89J |
| | E162/E163 | Super Display Van-with R.H. body side doors and windows-Heavy Duty | 89M |
| | E162/E163 | Super Window Van-with R.H. body side doors and R.H. and L.H. windows-Heavy Duty | 89N |
| | E162/E163 | Super Cargo Van-with R.H. and L.H. body side doors (less windows)-Heavy Duty | 89R |
| | E170/E171 | Super Panel Van-exc. Heavy Duty | 89S |
| E172/E173 | Super Panel Van-Heavy Duty | 89S | |

FORD TRUCK PARTS



RATING or WARRANTY PLATE and CERTIFICATION LABEL - continued

BODY TYPE CODES

1969 ECONOLINE (From Serial C70,001 thru G30,000)

THREE or FOUR DIGIT CODE:

FIRST DIGIT or FIRST TWO DIGITS indicates color of trim.
(Refer to 1966/70 Soft Trim Section, Page A1 etc. for listing of Trim Codes.)

LAST TWO DIGITS indicate Van or Wagon.

| BODY TYPE | MODEL | SERIES | DESCRIPTION | CATALOGED AS - |
|-----------|-----------|--------|--|----------------|
| 82 | E110 | E100 | Club Wagon | 82A |
| | E120 | E100 | Custom Club Wagon | 82B |
| | E130 | E100 | Chateau Wagon | 82C |
| 82 | E210 | E200 | Club Wagon | 82A |
| | E220 | E200 | Custom Club Wagon | 82B |
| | E230 | E200 | Chateau Wagon | 82C |
| 82 | E310 | E300 | Club Wagon (exc. Heavy Duty) | 82A |
| | E311 | E300 | Club Wagon (Heavy Duty) | 82A |
| | E320 | E300 | Custom Club Wagon (exc. Heavy Duty) | 82B |
| | E321 | E300 | Custom Club Wagon (Heavy Duty) | 82B |
| | E330 | E300 | Chateau Wagon (exc. Heavy Duty) | 82C |
| | E331 | E300 | Chateau Wagon (Heavy Duty) | 82C |
| 89 | E140/E142 | E100 | Cargo Van (Standard)-with numeric trim codes | 89A |
| | E140/E142 | E100 | Cargo Van (Custom)-with alpha trim codes | 89B |
| | E160/E162 | E100 | Display Van (Standard)-with numeric trim codes | 89C |
| | E160/E162 | E100 | Display Van (Custom)-with alpha trim codes | 89D |
| | E150/E152 | E100 | Window Van (Standard)-with numeric trim codes | 89E |
| | E150/E152 | E100 | Window Van (Custom)-with alpha trim codes | 89F |
| 89 | E240/E244 | E200 | Cargo Van (Standard)-with numeric trim codes | 89A |
| | E240/E244 | E200 | Cargo Van (Custom)-with alpha trim codes | 89B |
| | E260/E264 | E200 | Display Van (Standard)-with numeric trim codes | 89C |
| | E260/E264 | E200 | Display Van (Custom)-with alpha trim codes | 89D |
| | E250/E254 | E200 | Window Van (Standard)-with numeric trim codes | 89E |
| | E250/E254 | E200 | Window Van (Custom)-with alpha trim codes | 89F |
| 89 | E340/E345 | E300 | Cargo Van (Standard)-with numeric trim codes | 89A |
| | E340/E345 | E300 | Cargo Van (Custom)-with alpha trim codes | 89B |
| | E360/E365 | E300 | Display Van (Standard)-with numeric trim codes | 89C |
| | E360/E365 | E300 | Display Van (Custom)-with alpha trim codes | 89D |
| | E350/E355 | E300 | Window Van (Standard)-with numeric trim codes | 89E |
| | E350/E355 | E300 | Window Van (Custom)-with alpha trim codes | 89F |

1969 B-F-P100/600 (From Serial D82,001 thru G30,000)

THREE or FOUR DIGIT CODE:

FIRST ONE or TWO DIGITS indicates color of interior trim.
(Refer to 1966/70 Soft Trim Section, Page A1 etc. for listing of Trim Codes.)
LAST TWO DIGITS indicate type of cab.

| IF FIRST ONE or TWO DIGITS IS - | LAST TWO DIGITS | DESCRIPTION | CATALOGED AS - |
|---|-----------------|---|---------------------|
| Single or double numeric or numeric (first) + alpha (second) - EXAMPLE - 2 or 23 or 2B. | 81 | Standard cab (back-of-cab equipment not identified on warranty plate) | Series + 81A |
| Single alpha code of B, C, D, E, F or G or two digit code beginning with B, C, D, E, F or G. EXAMPLE - B, CB or B4. | 81 | Custom cab (back-of-cab equipment not identified on warranty plate) | Series + 81B |
| Single alpha code of K, L, M, N, P or O or two digit code beginning with K, L, M, N, P or O. EXAMPLE - L or M4. | 81 | Ranger cab (back-of-cab equipment not identified on warranty plate) | Series + 81(Ranger) |



RATING or WARRANTY PLATE and CERTIFICATION LABEL - continued

BODY TYPE CODES

1969 B-F-T700/1000, C-CT550/1000, N-NT500/1000, W-WT1000
(From Serial D82,001 thru G30,000)

FOUR DIGIT CODE:

FIRST TWO DIGITS indicate color of interior trim.
 (Refer to 1966/70 Soft Trim Section, Page A1 etc. for listing of Trim Codes.)
 LAST TWO DIGITS indicate type of cab.

| IF FIRST TWO DIGITS ARE - | LAST TWO DIGITS | DESCRIPTION | CATALOGED AS - |
|--|-----------------|--|----------------|
| Both numeric or numeric (first) + alpha (second)- EXAMPLE - 42 or 4N | 81 | Standard cab (back-of-cab equipment not identified on warranty plate) | Series + 81A |
| | 91 | Standard cab (back-of-cab equipment not identified on warranty plate)-applicable only to C-CT550/1000. | Series + 91A |
| Both alpha or alpha (first) + numeric (second) -EXAMPLE - D2 or DB | 81 | Custom cab (back-of-cab equipment not identified on warranty plate) | Series + 81B |
| | 91 | Custom cab (back-of-cab equipment not identified on warranty plate)-applicable only to C-CT550/1000. | Series + 91B |

1970/ B-F700/750, C-CT500/1000, L-LN-LNT-LT-LTS500/900, W-WT900/1000
(From Serial G30,001 thru M30,000)

THREE DIGIT CODE:

FIRST DIGIT indicates Standard or Custom Cab and color of interior trim.
 (Refer to appropriate Soft Trim Section, Page A1 etc. for listing of Trim Codes.)
 SECOND DIGIT indicates type of seat.
 THIRD DIGIT indicates type of cab and/or equipment.

| FIRST DIGIT | SECOND DIGIT | THIRD DIGIT | DESCRIPTION | CATALOGED AS - |
|--------------|--------------|-------------|---|----------------|
| A thru G | FOR | 2 | Custom cab with butterfly hood | Series + 81B |
| | | 8 | Custom cab w/o butterfly hood(exc. C-CT-W-WT Series) | Series + 81B |
| | FORD | 8 | Custom cab w/o sleeping compt. (C-CT Series) | Series + 91B |
| | | 8 | Custom steel cab-non sleeper (W-WT Series) | Series + 91 |
| | INTERNAL | H | Custom aluminum cab-non sleeper (W-WT Series) | Series + 91 |
| | | Q | Custom aluminum cab-sleeper (W-WT Series) | Series + 92 |
| | | Y | Custom cab w/sleeping compt. (C-CT Series) | Series + 91B |
| | | Y | Custom steel cab-sleeper (W-WT Series) | Series + 92 |
| 1, 3, 4 or 6 | CONTROL | 2 | Standard cab with butterfly hood | Series + 81A |
| | | 8 | Standard cab without butterfly hood (except C-CT-W-WT Series) | Series + 81A |
| | ONLY | 8 | Standard cab w/o sleeping compt. (C-CT Series) | Series + 91A |
| | | Y | Standard cab w/sleeping compt. (C-CT Series) | Series + 91A |
| Blank | Blank | 7 | Cowl (less windshield) | Series + 84 |

FORD TRUCK PARTS

RATING or WARRANTY PLATE and CERTIFICATION LABEL - continued



BODY TYPE CODES

1970/ B-F-P100/600
(From Serial G30,001 thru M30,000)

THREE DIGIT CODE:

FIRST DIGIT indicates Standard, Custom, Ranger or Ranger XLT and color of interior trim.
(Refer to appropriate Soft Trim Section, Page A1 etc. for listing of Trim Codes.)
SECOND DIGIT indicates type of seat.
THIRD DIGIT indicates back-of-cab equipment.

| FIRST DIGIT | SECOND DIGIT | THIRD DIGIT | DESCRIPTION | CAB PARTS | BEHIND CAB PARTS |
|-----------------|--------------|-------------|--|----------------|------------------|
| | | | | CATALOGED AS - | |
| A thru H | FOR | 3 | Sports Custom cab with flareside pickup box | 81B | 83 |
| | | 4 | Sports Custom cab with styleside pickup box | 81B | 99 |
| | | 5 | Sports Custom cab with platform and racks (F100/350) | 81B | 86 |
| | | 5 | Custom cab with platform and racks (F500/600) | 81B | 86 |
| | FORD | 8 | Sports Custom cab without back-of-cab equipment-(F100/350) | 81B | |
| | | 8 | Custom cab w/o back-of-cab equipment (F500/600) | 81B | |
| | | 9 | Sports Custom cab with platform (F100/350) | 81B | 80 |
| | INTERNAL | 9 | Custom cab with platform (F500/600) | 81B | 80 |
| | | 4 | Ranger cab with styleside pickup box | 81E | 99 |
| K, L, M, N or O | CONTROL | 8 | Ranger cab without back-of-cab equipment | 81E | |
| S, T, U, V or W | | 4 | Ranger XLT cab with styleside pickup box | 81(Ranger XLT) | 99 |
| 1 thru 8 | CONTROL | 8 | Ranger XLT cab without back-of-cab equipment | 81(Ranger XLT) | |
| | | 3 | Custom cab with flareside pickup box | 81A | 83 |
| | | 4 | Custom cab with styleside pickup box | 81A | 99 |
| | ONLY | 5 | Custom cab with platform and racks (F100/350) | 81A | 86 |
| | | 5 | Standard cab with platform and racks (F500/600) | 81A | 86 |
| | | 8 | Custom cab w/o back-of-cab equipment (F100/350) | 81A | |
| | | 8 | Standard cab w/o back-of-cab equipment (F500/600) | 81A | |
| | | 9 | Custom cab with platform (F100/350) | 81A | 80 |
| | | 9 | Standard cab with platform (F500/600) | 81A | 80 |
| Blank | Blank | 0 | Parcel delivery | By Series | |
| | | 6 | Cowl (including windshield) | 85 | |
| | | 7 | Cowl (less windshield) | 84 | |

1970/ ECONOLINE
(From Serial G30,001 thru M30,000)

TWO DIGIT CODE:

FIRST DIGIT indicates Standard or Custom.
(Refer to appropriate Soft Trim Section, Page A1 etc. for listing of Trim Codes.)
SECOND DIGIT indicates Van or Wagon.

| TRIM CODE | | MODEL | SERIES | DESCRIPTION | CATALOGED AS - |
|-------------|--------------|-----------|--------|------------------------|----------------|
| FIRST DIGIT | SECOND DIGIT | | | | |
| Numeric | 1 or 2 | E140/E142 | E100 | Cargo Van (Standard) | 89A |
| Alpha | | E140/E142 | E100 | Cargo Van (Custom) | 89B |
| Numeric | 1 or 2 | E150/E152 | E100 | Window Van (Standard) | 89E |
| Alpha | | E150/E152 | E100 | Window Van (Custom) | 89F |
| Numeric | | E160/E162 | E100 | Display Van (Standard) | 89C |
| Alpha | | E160/E162 | E100 | Display Van (Custom) | 89D |
| Numeric | | E240/E244 | E200 | Cargo Van (Standard) | 89A |
| Alpha | | E240/E244 | E200 | Cargo Van (Custom) | 89B |
| Numeric | 1 or 2 | E250/E254 | E200 | Window Van (Standard) | 89E |
| Alpha | | E250/E254 | E200 | Window Van (Custom) | 89F |
| Numeric | | E260/E264 | E200 | Display Van (Standard) | 89C |
| Alpha | | E260/E264 | E200 | Display Van (Custom) | 89D |



BODY TYPE CODES

1970/ ECONOLINE - continued
(From Serial G30.001 thru M30.000)

| TRIM CODE | | MODEL | SERIES | DESCRIPTION | CATALOGED AS - | |
|-------------|--------------|-----------|-----------|---------------------------------------|-------------------------|-----|
| FIRST DIGIT | SECOND DIGIT | | | | | |
| Numeric | 1 or 2 | E340/E345 | E300 | Cargo Van (Standard) | 89A | |
| Alpha | | E340/E345 | E300 | Cargo Van (Custom) | 89B | |
| Numeric | | E350/E355 | E300 | Window Van (Standard) | 89E | |
| Alpha | | E350/E355 | E300 | Window Van (Custom) | 89F | |
| Numeric | | E360/E365 | E300 | Display Van (Standard) | 89C | |
| Alpha | | E360/E365 | E300 | Display Van (Custom) | 89D | |
| All | 3, 4 or 5 | E110 | E100 | Club Wagon | 82A | |
| | | E120 | E100 | Custom Club Wagon | 82B | |
| | | E130 | E100 | Chateau Wagon | 82C | |
| All | 3, 4 or 5 | E210 | E200 | Club Wagon | 82A | |
| | | E220 | E200 | Custom Club Wagon | 82B | |
| | | E230 | E200 | Chateau Wagon | 82C | |
| | | E270 | E200 | Standard Club Wagon Bus | 82A | |
| | | E280 | E200 | Custom Club Wagon Bus | 82B | |
| | | E290 | E200 | Chateau Club Wagon Bus | 82C | |
| All | 3, 4 or 5 | E310 | E300 | Club Wagon (except Heavy Duty) | 82A | |
| | | E311 | E300 | Club Wagon (Heavy Duty) | 82A | |
| | | E320 | E300 | Custom Club Wagon (except Heavy Duty) | 82B | |
| | | E321 | E300 | Custom Club Wagon (Heavy Duty) | 82B | |
| | | E330 | E300 | Chateau Wagon (except Heavy Duty) | 82C | |
| | | E331 | E300 | Chateau Wagon (Heavy Duty) | 82C | |
| | | E370/E372 | E300 | Standard Club Wagon Bus | 82A | |
| | | E380/E382 | E300 | Custom Club Wagon Bus | 82B | |
| | | E390/E392 | E300 | Chateau Club Wagon Bus | 82C | |
| Numeric | 6, 7 or 8 | E140/E142 | E100 | Cargo Van (Standard) | 89A | |
| Alpha | | E140/E142 | E100 | Cargo Van (Custom) | 89B | |
| Numeric | | E150/E152 | E100 | Window Van (Standard) | 89E | |
| Alpha | | E150/E152 | E100 | Window Van (Custom) | 89F | |
| Numeric | | E160/E162 | E100 | Display Van (Standard) | 89C | |
| Alpha | | E160/E162 | E100 | Display Van (Custom) | 89D | |
| Numeric | | 6, 7 or 8 | E240/E244 | E200 | Cargo Van (Standard) | 89A |
| Alpha | | | E240/E244 | E200 | Cargo Van (Custom) | 89B |
| Numeric | | | E250/E254 | E200 | Window Van (Standard) | 89E |
| Alpha | | | E250/E254 | E200 | Window Van (Custom) | 89F |
| Numeric | | | E260/E264 | E200 | Display Van (Standard) | 89C |
| Alpha | | | E260/E264 | E200 | Display Van (Custom) | 89D |
| All | 6, 7 or 8 | E270 | E200 | Standard Club Wagon Bus | 82A | |
| | | E280 | E200 | Custom Club Wagon Bus | 82B | |
| | | E290 | E200 | Chateau Club Wagon Bus | 82C | |
| Numeric | 6, 7 or 8 | E340/E345 | E300 | Cargo Van (Standard) | 89A | |
| Alpha | | E340/E345 | E300 | Cargo Van (Custom) | 89B | |
| Numeric | | E350/E355 | E300 | Window Van (Standard) | 89E | |
| Alpha | | E350/E355 | E300 | Window Van (Custom) | 89F | |
| Numeric | | E360/E365 | E300 | Display Van (Standard) | 89C | |
| Alpha | | E360/E365 | E300 | Display Van (Custom) | 89D | |
| All | | 6, 7 or 8 | E370/E372 | E300 | Standard Club Wagon Bus | 82A |
| | | | E380/E382 | E300 | Custom Club Wagon Bus | 82B |
| | | | E390/E392 | E300 | Chateau Club Wagon Bus | 82C |

FORD TRUCK PARTS

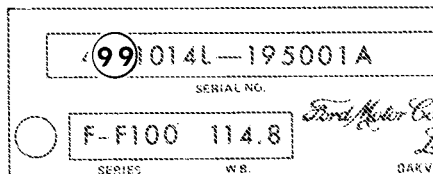
RATING or WARRANTY PLATE and CERTIFICATION LABEL - continued



BODY TYPE CODES 1965 CANADIAN BUILT VEHICLES

THE SECOND AND THIRD DIGITS OF THE SERIAL NUMBER INDICATE THE BODY TYPE

THESE CODES AND THE CORRESPONDING BODY TYPE INFORMATION ARE LISTED BELOW



TWO DIGIT CODE:

NUMERIC CODE indicates all trucks except Econoline.

NUMERIC-ALPHA CODE indicates Econoline.

| BODY TYPE | MODEL | DESCRIPTION | CAB PARTS CATALOGED AS - | BEHIND CAB PARTS CATALOGED AS - |
|-----------|--------------|---|--------------------------|---------------------------------|
| 7A | E100 | Pickup (Standard) | 87A | |
| 7B | E100 | Pickup (Deluxe) | 87B | |
| 9A | E100 | Cargo Van | 89A | |
| 9B | E100 | Station Bus | 89B | |
| 9C | E100 | Custom Club Wagon | 89C | |
| 9F | E100 | Window Van | 89F | |
| 9G | E100 | Cargo | 89G | |
| 9H | E100 | Panel Van | 89H | |
| 24 | B500/750 | Bus | 84 | |
| 41 | T700/950 | Conventional cab with tandem axle and gas engine | 81 | |
| 49 | F-T600/1100 | Conventional cab with diesel engine | 81 | |
| 51 | C550/1100 | Tilt cab with single rear axle and gas engine | 91 | |
| 54 | CT750/950 | Tilt cab-with tandem axle and gas engine | 91 | |
| 59 | C-CT550/1100 | Tilt cab-with diesel engine | 91 | |
| 81 | F100/1100 | Conventional cab-with single rear axle and gas engine | 81 | |
| 83 | F100/350 | Conventional cab with flareside pickup box | 81 | 83 |
| 84 | F100/750 | Conventional cab (less windshield) | 84 | |
| 84 | B500/750 | Bus chassis | 84 | |
| 85 | P100/350 | Parcel delivery | 85 | |
| 88 | P100/350 | Parcel delivery | 85 | |
| 90 | E100 | Pickup | 87 | |
| 92 | E100 | Van | 89A, F, G, H | |
| 93 | E100 | Station Bus | 89B, C | |
| 99 | F100/350 | Conventional cab with styleside pickup box | 81 | 99 |



BODY TYPE DESCRIPTIONS

(Arranged in Alphabetical Sequence)

Most body parts and some chassis parts are listed according to Body Type. For example 81,83 etc. From 1964/69 certain body type information was shown on the rating or warranty plate. Exceptions to this were back-of-cab equipment, pickup boxes 83 and 99, platform 80, and racks 86. Beginning with 1970, body type and trim code information is shown in a 2 digit code for Econoline and a 3 digit code for all Trucks except Econoline.

The body type suffix such as (89)A, (89)B, (89)C etc. is not shown on the Rating or Warranty Plate. To determine the specific body type through rating or warranty plate information the model code such as E110, E360 etc. must also be used.

A chart listing the body type codes in conjunction with the related model codes is shown on the preceding pages.

| DESCRIPTION | BODY TYPE CODE SHOWN IN CATALOG |
|---|---|
| Conventional Closed Cab-Custom (Sports Custom for 1970/ F100/250) | 81B (F-T100/1100) |
| Conventional Closed Cab-Standard (Custom for 1970/ F100/350) | 81B (L-LN-LNT-LT-LTS 500/900) |
| | 81A (F-T100/1100) |
| | 81A (L-LN-LNT-LT-LTS 500/900) |
| Closed Drive Away - includes Windshield Frame | 85 |
| Econoline Cargo Van (Custom) | 89B (1969/) |
| Econoline Cargo Van (Standard) | 89A (1969/) |
| Econoline Chateau Wagon | 82C (1969/) |
| Econoline Club Wagon | 82A (1969/) |
| Econoline Custom Club Wagon | 82B (1969/) |
| Econoline Display Van (Custom) | 89D (1969/) |
| Econoline Display Van (Standard) | 89C (1969/) |
| Econoline Pickup (Custom) | 87B (1964/67) |
| Econoline Pickup (Standard) | 87A (1964/67) |
| Econoline Super Van | 89J (1965/67) |
| Econoline Super Van (R.H. and L.H. Doors) | 89R (1965/67) |
| Econoline Super Van (less R.H. and L.H. Doors) | 89S (1965/67) |
| Econoline Super Van (R.H. Fixed Window) | 89M (1965/67) |
| Econoline Super Van (R.H. and L.H. Fixed Windows) | 89N (1965/67) |
| Econoline Van (R.H. Fixed Window) | 89E (1964/67) |
| Econoline Van (R.H. and L.H. Fixed Windows) | 89F (1964/67) |
| Econoline Van (R.H. and L.H. Doors) | 89G (1964/67) |
| Econoline Van (less R.H. and L.H. Doors) | 89H (1964/67) |
| Econoline Van (Standard) | 89A (1964/67) |
| Econoline Window Van (Custom) | 89F (1969/) |
| Econoline Window Van (Standard) | 89E (1969/) |
| Falcon Custom Club Wagon (Super) | 89T (1966/67) |
| Falcon Deluxe Club Wagon | 89D (1964/67) |
| Falcon Deluxe Club Wagon (Super) | 89L (1966/67) |
| Falcon Station Bus | 89B (1964/67) |
| Falcon Station Bus (Custom) | 89C (1964/67) |
| Falcon Station Bus (Super) | 89K (1965/67) |
| Forward Closed Cab-Custom | 81B (N-NT500/1100 (1964/69) |
| Forward Closed Cab-Standard | 81A (N-NT500/1100 (1964/69) |
| Hi-Tilt Cab | 91 (H-HT950/1000 (1964/66) |
| Highway Tractor Tilt Cab (includes sleeping compartment) | 92 (W-WT900/1000) (1966/) |
| Highway Tractor Tilt Cab (less sleeping compartment) | 91 (W-WT900/1000) (1966/) |
| Open Drive Away - less Windshield Frame | 84 |
| Parcel Delivery | 85 |
| Parcel Delivery Van | Refer to PDV Section at end of this catalog |
| Pickup Box-Flare Side | 83 |
| Pickup Box-Style Side | 99 |
| Platform | 80 |
| Rack | 86 |
| Tilt Cab-Custom | 91B (C-CT500/1100) |
| Tilt Cab-Standard | 91A (C-CT500/1100) |


FORD TRUCK PARTS

RATING or WARRANTY PLATE and CERTIFICATION LABEL - continued

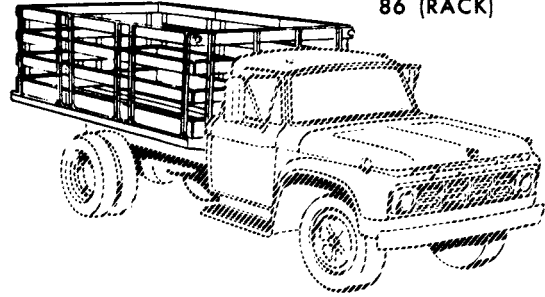
VISA MASTERCARD DISCOVER AMERICAN EXPRESS PAYCOM **Click Here To Order** **BUY IT NOW!** 100% GUARANTEED

BODY TYPE


80 (PLATFORM)




86 (RACK)



81 (F-T SERIES)

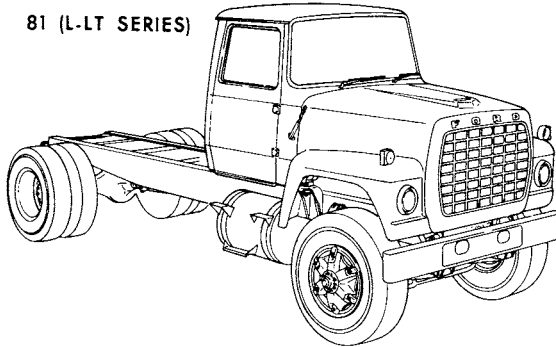


81 (N-NT SERIES)
(1964/69)

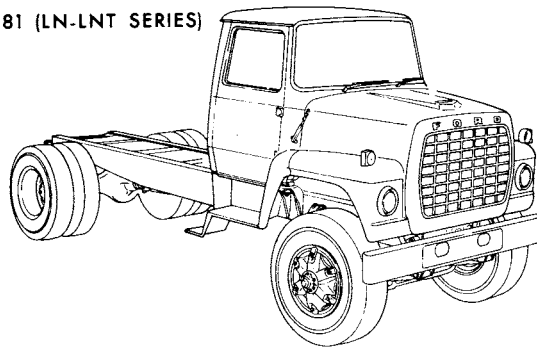


P-4881


81 (L-LT SERIES)



81 (LN-LNT SERIES)



81
(LTS SERIES)




P-7503

Click Here To Order


BUY IT NOW!

100% SATISFACTION GUARANTEED


BODY TYPE




82A (1969/)




105" W/B SHOWN—ALSO AVAILABLE IN 123" W/B



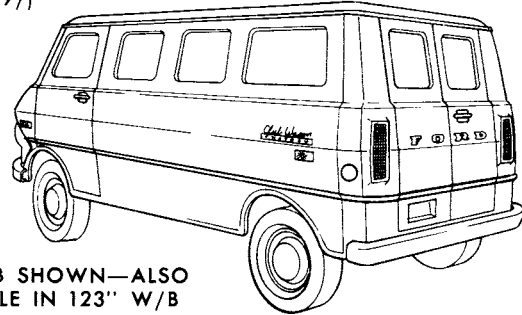
82B (1969/)




105" W/B SHOWN—ALSO AVAILABLE IN 123" W/B




82C (1969/)



105" W/B SHOWN—ALSO AVAILABLE IN 123" W/B



83 (FLARE SIDE PICK UP)



CUTAWAY CAB
123" W/B

P-7501



FORD TRUCK PARTS

Click Here To Order


BUY IT NOW!

100% GUARANTEED


RATING or WARRANTY PLATE and CERTIFICATION LABEL - continued

BODY TYPE


84 (OPEN DRIVE AWAY
LESS WINDSHIELD)



85 (OPEN DRIVE AWAY
INCLUDES WINDSHIELD)





85 (PARCEL DELIVERY)





REFER TO BODY BUILDER
FOR SERVICE PARTS



99 (STYLE SIDE PICK UP)




87A
(STANDARD)
(1964/67)



87B
(CUSTOM)
(1964/67)



89A
(1964/67)




P-4882

Click Here To Order


BUY IT NOW!

100% SATISFACTION GUARANTEED


BODY TYPE





89A
(1969/)




105" W/B SHOWN—ALSO AVAILABLE IN 123" W/B




89B
89C
(1964/67)



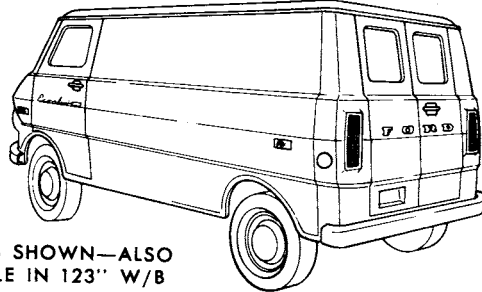
89B
(1969/)




105" W/B SHOWN—ALSO AVAILABLE IN 123" W/B




89C
(1969/)



105" W/B SHOWN—ALSO AVAILABLE IN 123" W/B



89D
(1964/67)





FORD TRUCK PARTS


Click Here To Order

BUY IT NOW!


100% SATISFACTION GUARANTEED

RATING or WARRANTY PLATE and CERTIFICATION LABEL - continued


BODY TYPE





89D
(1969/)




105" W/B SHOWN—ALSO
AVAILABLE IN 123" W/B




89E
(1964/67)




89E
(1969/)




105" W/B SHOWN—ALSO
AVAILABLE IN 123" W/B



89F
(1964/67)



89F
(1969/)



105" W/B SHOWN—ALSO
AVAILABLE IN 123" W/B


P-4883

Click Here To Order



BUY IT NOW!

100% SATISFACTION GUARANTEED



BODY TYPE



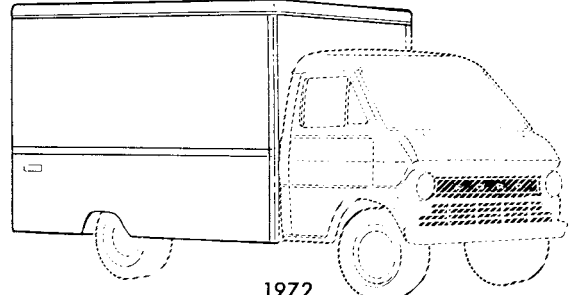
89G
(1964/67)



89H
(1964/67)



1972
CUTAWAY CAB



1972
E300(PARCEL DELIVERY VAN)
REFER TO PDV SECTION FOR ALL
PARTS EXCEPT CUTAWAY CAB

FORD TRUCK PARTS

VISA MASTERCARD DISCOVER AMERICAN EXPRESS PAYPAL


Click Here To Order

BUY IT NOW!



100% GUARANTEED SATISFACTION

RATING or WARRANTY PLATE and CERTIFICATION LABEL - continued


BODY TYPE





89J
(1965/67)





89K
(1965/67)




89L
(1965/67)



89M
(1965/67)



89N
(1965/67)



P-4884



Click Here To Order

BUY IT NOW!



100% SATISFACTION GUARANTEED

BODY TYPE



89R
(1965/67)




89S
(1965/67)





89T
(1965/67)




91 (H-HT SERIES)
(1964/66)



91 (C-CT SERIES)



91 (W-WT SERIES)
(1966/)



92 (W-WT SERIES)
(1966/)

P-4901

FORD TRUCK PARTS



Click Here To Order
BUY IT NOW!



RATING or WARRANTY PLATE and CERTIFICATION LABEL - continued

AUXILIARY TRANSMISSION CODES

1964/65 U.S. BUILT VEHICLES
1966/ U.S. and CANADIAN BUILT VEHICLES

THE FIRST DIGIT OF THE TRANSMISSION CODE IDENTIFIES THE TYPE OF AUXILIARY TRANSMISSION.

THE FOLLOWING CHART LISTS THESE CODES, THE NUMBER OF FORWARD SPEEDS AND THE MANUFACTURERS NAME AND MODEL NUMBER.

FOR FURTHER TRANSMISSION IDENTIFICATION REFER TO SECTION 70 IN THIS CATALOG.

RANTY NUMBER *Ford* MADE IN U.S.A.
BODY TRANS. AXLE
E81 **6C** 26K
ET H.P. R.P.M. D.S.O.

| CODE | YEAR | SPEED | MANUFACTURER | | CODE | YEAR | SPEED | MANUFACTURER | |
|------|-------|-------|--------------|--------|------|-------|-------|---------------|-------|
| | | | NAME | MODEL | | | | NAME | MODEL |
| 1 | 64/69 | 3 | Dana(Spicer) | 5831-C | 8 | 64/ | 4 | Dana (Spicer) | 7041 |
| 2 | 64/ | 3 | Dana(Spicer) | 5831-D | 9 | 65/69 | 3 | Fuller | 3D65 |
| 3 | 64/ | 3 | Dana(Spicer) | 7231-B | A | 67/69 | 3 | Fuller | 3J65 |
| 4 | 64/ | 3 | Dana(Spicer) | 7231-D | B | 67/69 | 4 | Fuller | 4C75 |
| 5 | 64/ | 4 | Dana(Spicer) | 8341-C | C | 70/ | 3 | Fuller | 3K65 |
| 6 | 64/ | 3 | Dana(Spicer) | 8031-C | D | 70/ | 4 | Fuller | 4E75 |
| 7 | 64/68 | 3 | Dana(Spicer) | 8031-P | | | | | |

MAIN TRANSMISSION CODES

1964/65 U.S. BUILT VEHICLES
1966/ U.S. and CANADIAN BUILT VEHICLES

THE SECOND DIGIT OF THE TRANSMISSION CODE IDENTIFIES THE TYPE OF MAIN TRANSMISSION.

THE FOLLOWING CHART LISTS THESE CODES, THE NUMBER OF FORWARD SPEEDS AND THE MANUFACTURERS NAME AND MODEL NUMBER.

FOR FURTHER TRANSMISSION IDENTIFICATION REFER TO SECTIONS 70, A70 OR T70 IN THIS CATALOG.

RANTY NUMBER *Ford* MADE IN U.S.A.
BODY TRANS. AXLE
E81 **C** 26K
ET H.P. R.P.M. D.S.O.

| CODE | YEAR | SPEED | DESCRIPTION | MANUFACTURER | | CODE | YEAR | SPEED | DESCRIPTION | MANUFACTURER | |
|------|-------|-------|--------------|---------------|------------|------|-------|------------|---------------|---------------|-----------|
| | | | | NAME | MODEL | | | | | NAME | MODEL |
| A | 64/65 | 3 | Manual | Ford | | G | 64/ | 3 | Automatic | Ford | |
| | 64 | 5 | Direct | Fuller | SW74 | | 64/65 | 10 | Overdrive | Fuller | RA-960 |
| | 64/ | 4 | Synchronized | New Process | 435 | | 66/67 | 5 | Direct | Fuller | SH75 |
| | 66/67 | 5 | Direct | Dana (Spicer) | 8052 | | 68/ | 5 | Overdrive | Clark | 380VO |
| B | 64/ | 3 | Overdrive | Warner | T85, T86 | H | 64/65 | 6 | Transmatic | Allison | MT-30 |
| | 64/65 | 5 | Overdrive | Dana (Spicer) | 8051-A, C | | 66 | 5 | Direct | Fuller | T905-B |
| | 66/69 | 10 | Direct | Fuller | R-96 | | 66/67 | 5 | Direct | Clark | 305-V |
| | 70/ | 16 | Overdrive | Dana (Spicer) | 8516 | | 70/71 | 13 | Overdrive | Fuller | RTO-913 |
| C | 64/65 | 5 | Direct | Dana (Spicer) | 8052 | I | 64/65 | 10 | Overdrive | Fuller | R-960 |
| | 66 | 10 | Direct | Fuller | RA-96 | | 65/67 | 5 | Direct | Clark | 307V |
| | 66/ | 3 | Manual | Ford | | | 66 | 15 | Overdrive | Fuller | RTO-915 |
| | 68/70 | 10 | Direct | Fuller | RT-510 | | | | | | |
| D | 64/ | 3 | | Warner | T89C, E, F | J | 64/65 | 5 | Direct | Clark | 250V |
| | 64/65 | 10 | Direct | Fuller | R-96 | | 66 | 5 | Overdrive | Dana (Spicer) | 8051-A, C |
| | 66 | 10 | Overdrive | Fuller | RA-960 | | 66/68 | 5 | Overdrive | Clark | 264VO |
| | 68/ | 5 | Direct | Clark | 387-V | | 71/ | 13 | Overdrive | Fuller | RTO-9513 |
| E | 64/ | 3 | | Warner | T87E, G | K | 64/66 | 5 | Overdrive | Clark | 251VO |
| | 64/65 | 10 | Direct | Fuller | RA-96 | | 66/ | 5 | Overdrive | Dana (Spicer) | 6453-A |
| | 66 | 10 | Overdrive | Fuller | R-960 | | | | | | |
| | 68/ | 5 | Direct | Fuller | 5H74 | | L | 64/68 | 5 | Direct | Clark |
| | | | | | 66 | 5 | | Direct | Dana (Spicer) | 6352-B | |
| | | | | | 71/ | 6 | | Transmatic | Allison | AT-540 | |
| | | | | | | | | | | | |
| F | 64/66 | 4 | Synchronized | Warner | T98A | M | 64/65 | 5 | Overdrive | Clark | 264VO |
| | 64 | 4 | Synchronized | Dagenham | | | 66/67 | 5 | Direct | Clark | 250V |
| | 65/ | 4 | Synchronized | Warner | T18 | | 66/67 | 5 | Direct | Dana (Spicer) | 6452-A |
| | 65 | 5 | Direct | Clark | 305-V | | 68/ | 5 | Direct | Clark | 285V |
| | 66/67 | 5 | Direct | Fuller | 5H74 | | | | | | |
| | 68/ | 5 | Direct | Fuller | 5HA74 | | | | | | |

MAIN TRANSMISSION CODES



| CODE | YEAR | SPEED | DESCRIPTION | MANUFACTURER | | CODE | YEAR | SPEED | DESCRIPTION | MANUFACTURER | |
|------|-------|-------|--------------|---------------|---------------------|-------|-------|--------|---------------|---------------|-----------|
| | | | | NAME | MODEL | | | | | NAME | MODEL |
| N | 64/65 | 5 | Direct | Dana (Spicer) | 5652 | Y | 64/65 | 5 | Overdrive | Dana (Spicer) | 8055-A, C |
| | 64/65 | 4 | Synchronized | New Process | 435 | | 66/70 | 6 | Transmatic | Allison | MT-40 |
| | 66 | 5 | Direct | Clark | 2621-V1, 2622-V1 | | 71/ | 6 | Transmatic | Allison | MT-41 |
| | 66/ | 5 | Direct | Dana (Spicer) | 6352 | | | | | | |
| O | 64/65 | 12 | Overdrive | Dana (Spicer) | 8125 | Z | 64/65 | 5 | Direct | Dana (Spicer) | 8054 |
| | 66 | 5 | Overdrive | Dana (Spicer) | 8055-A, C | | 70/ | 6 | Transmatic | Allison | MT-40 |
| | 66/69 | 5 | Direct | New Process | 541 | 1 | 66/ | 6 | Transmatic | Allison | MT-42 |
| | 67/ | 5 | Direct | Fuller | T905-B | | 68/ | 5 | Direct | Dana (Spicer) | 8552-A |
| | 70/ | 5 | Direct | New Process | 542-FL | | | | | | |
| P | 64/65 | 5 | Direct | Dana (Spicer) | 5756-B | 2 | 64/65 | 6 | Transmatic | Allison | MT-40 |
| | 66 | 5 | Direct | Dana (Spicer) | 8054 | | 66/67 | 5 | Direct | Dana (Spicer) | 6354 |
| | 66/67 | 5 | Overdrive | New Process | 541 | | 68/ | 5 | Direct | Clark | 282V |
| | 67 | 5 | Overdrive | Dana (Spicer) | 8051-A, C | 3 | 64/65 | 6 | Transmatic | Allison | MT-42 |
| | 68/ | 4 | Synchronized | Warner | T19 | | 66 | 5 | Overdrive | Dana (Spicer) | 6455-A |
| Q | 64/65 | 5 | Direct | Dana (Spicer) | 6352 | 67/69 | 5 | Direct | Dana (Spicer) | 5852 | |
| | 66/ | 5 | Direct | Dana (Spicer) | 5652 | 70/ | 6 | Direct | Fuller | RT-906 | |
| R | 64/65 | 5 | Direct | Dana (Spicer) | 6852-G | 4 | 64/65 | 5 | Direct | Dana (Spicer) | 6354 |
| | 66 | 12 | Overdrive | Dana (Spicer) | 8125 | | 66 | 5 | Direct | Dana (Spicer) | 6455-G |
| | 67/68 | 5 | Direct | Clark | 2621-V1, 2622-V1 | | 67 | 12 | Overdrive | Dana (Spicer) | 8125 |
| | 70/ | 16 | Overdrive | Dana (Spicer) | 8716 | | 68/ | 5 | Overdrive | Clark | 280VO |
| S | 64/65 | 5 | Overdrive | Dana (Spicer) | 6453-A | 5 | 64/65 | 5 | Overdrive | Dana (Spicer) | 6455-A |
| | 66/ | 5 | Direct | Dana (Spicer) | 5756-B | | 66 | 5 | Direct | Dana (Spicer) | 6454-A |
| T | 64/67 | 8 | Roadranger | Fuller | R-46 | 6 | 64/65 | 5 | Direct | Dana (Spicer) | 6854-G |
| | 68/69 | 5 | Overdrive | New Process | 541 | | 64/65 | 3 | C4 Auto. | Ford | XP |
| | 70/ | 5 | Overdrive | New Process | 542-FO | | 66 | 5 | Direct | Dana (Spicer) | 6354-B |
| | 72 | 9 | Overdrive | Fuller | RTO-9509B | | 67/ | 15 | Overdrive | Fuller | RTO-915 |
| U | 64/65 | 5 | Direct | Dana (Spicer) | 6352-B | 7 | 64/65 | 5 | Direct | Dana (Spicer) | 6454-A |
| | 66/ | 5 | Direct | Dana (Spicer) | 6852-G | | 66/67 | 5 | Direct | Fuller | 5HA74 |
| | | | | | 68/ | | 5 | Direct | Clark | 385V | |
| V | 64/65 | 5 | Direct | Dana (Spicer) | 6452-A | 8 | 64/65 | 5 | Direct | Dana (Spicer) | 6354-B |
| | 66/ | 10 | Direct | Fuller | RT-910 | | 66 | 5 | Direct | Fuller | 5HA75 |
| | 67 | 5 | Overdrive | Clark | 251V | | 67/69 | 12 | Overdrive | Dana (Spicer) | 8312 |
| W | 64/65 | 5 | Direct | Clark | 2621-V1, 2622-V1 | 9 | 64/65 | 5 | Direct | Fuller | 5H75 |
| | 66 | 10 | Overdrive | Fuller | RTO-910 | | 66/ | 15 | Direct | Fuller | RT-915 |
| | 67/ | 5 | Direct | Dana (Spicer) | 6352-B | | 68/69 | 5 | Direct | New Process | 541 |
| X | 64/65 | 5 | Direct | Fuller | 5H74 | 70/ | 5 | Direct | New Process | 542-FD | |
| | 66/ | 5 | Direct | Fuller | T905-A | | | | | | |
| | 69/71 | 6 | Transmatic | Allison | MT-30 | | | | | | |

FORD TRUCK PARTS




RATING or WARRANTY PLATE and CERTIFICATION LABEL - continued

TRANSMISSION ASSEMBLY IDENTIFICATION NUMBERS 1965 CANADIAN BUILT VEHICLES

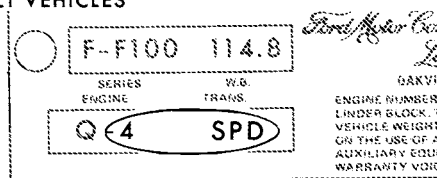
THE TRANSMISSION ASSEMBLY NUMBER IDENTIFIES THE MANUFACTURER, MODEL NUMBER AND TRANSMISSION SPEEDS.

REFER TO SECTION 70 FOR A LISTING OF THESE NUMBERS AND THE CORRESPONDING MANUFACTURER, MODEL NUMBER AND TRANSMISSION SPEEDS.



TRANSMISSION SPEEDS 1965 CANADIAN BUILT VEHICLES

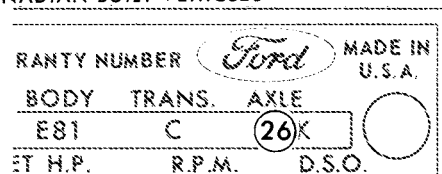
THE NUMBER OF TRANSMISSION SPEEDS IS SHOWN BELOW "TRANS."



REAR AXLE RATIO CODES 1964/65 U.S. BUILT VEHICLES 1966/ U.S. and CANADIAN BUILT VEHICLES

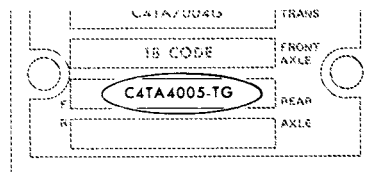
THE FIRST TWO DIGITS OF THE AXLE CODE IDENTIFY THE RATIO AND CAPACITY OF THE REAR AXLE.

REFER TO SECTION 40.1 FOR A LISTING OF THESE CODES AND THE CORRESPONDING RATIO AND CAPACITY.



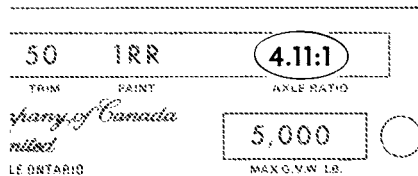
REAR AXLE ASSEMBLY IDENTIFICATION NUMBERS 1965 CANADIAN BUILT VEHICLES

THE REAR AXLE ASSEMBLY NUMBER IDENTIFIES THE MANUFACTURER, MODEL NUMBER, CAPACITY AND RATIO OF THE FRONT "F" REAR AXLE AND THE REAR "R" REAR AXLE. REFER TO THESE NUMBERS AND THE CORRESPONDING MANUFACTURER, MODEL NUMBER, CAPACITY AND RATIO.



REAR AXLE RATIO 1965 CANADIAN BUILT VEHICLES

THE ACTUAL REAR AXLE RATIO IS SHOWN ABOVE "AXLE RATIO"





FRONT AXLE CODES 1964/65 U.S. BUILT VEHICLES
1966/ U.S. and CANADIAN BUILT VEHICLES

THE THIRD DIGIT OF THE AXLE CODE IDENTIFIES THE RATIO AND/OR CAPACITY OF THE FRONT AXLE (FROM 1964/69 ONLY OPTIONAL FRONT AXLES ARE IDENTIFIED. BEGINNING IN 1970 ALL FRONT AXLES ARE IDENTIFIED).

THE FOLLOWING CHART LISTS THESE CODES AND THE CORRESPONDING RATIO AND/OR CAPACITY AS WELL AS THE MANUFACTURER NAME AND MODEL NUMBER.

FOR FURTHER FRONT AXLE IDENTIFICATION REFER TO SECTION 30 IN THIS CATALOG.

| | | | |
|-----------------|-------------|--------|----------------|
| WARRANTY NUMBER | <i>Ford</i> | | MADE IN U.S.A. |
| BODY | TRANS. | AXLE | |
| E81 | C | 2(K) | |
| ET H.P. | R.P.M. | D.S.O. | |

| CODE | YEAR | DESCRIPTION | MANUFACTURER | | RATIO (4 x 4 ONLY) | CAPACITY |
|------|-------|------------------------|------------------------|--------|-----------------------|----------|
| | | | NAME | MODEL | | |
| A | 64 | | Ford | 5500 | | 5.5M |
| | 66 | | Ford | 5000 | | 5M |
| | 69 | | Ford | 5000 | | 5M |
| | 70 | W/o power strg. | Rockwell (Timken) | FL-901 | | 16M |
| | 71/ | | Ford | 5000 | | 5M |
| B | 64 | | Rockwell (Timken) | FF-903 | | 12M |
| | 65/ | | Ford | 5500 | | 5.5M |
| C | 64 | | Ford | 5000 | | 5M |
| | 64 | W/o H/D frt. brakes | Ford-Rockwell(Timken) | | | 6M |
| | 65/69 | | Ford-Rockwell(Timken) | | | 6M |
| | 70/ | | Ford | | | 6M |
| D | 64/65 | | Dana (Spicer) | 44FHD | 4.55 | 3.5M |
| | 64/69 | | Ford-Rockwell(Timken) | | | 7M |
| | 70/ | | Ford-Rockwell(Timken) | | | 7M |
| E | 64/65 | W/ H/D frt. brakes | Ford-Rockwell(Timken) | | | 6M |
| | 64 | | Ford-Rockwell(Timken) | FC-901 | | 7M |
| | 65/69 | W/o H/D frt. brakes | Ford-Rockwell(Timken) | | | 9M |
| | 71 | | | | 6.20 | 7.5M |
| F | 64/65 | | Ford | 5500 | | 5.5M |
| | 64 | | Ford-Rockwell (Timken) | FD-903 | | 9M |
| | 65 | | Rockwell (Timken) | FE-970 | | 11M |
| | 66/69 | W/ center point strg. | Rockwell (Timken) | FE-970 | | 12M |
| | 71 | | | | 6.80 | 7.5M |
| G | 64 | | Rockwell (Timken) | FE-970 | | 11M |
| | 65 | | Ford-Rockwell(Timken) | | | 7M |
| | 65/69 | W/o center point strg. | Rockwell (Timken) | FF-903 | | 12M |
| | 71 | | | | 7.20 | 7.5M |
| H | 64/69 | | Rockwell (Timken) | FG-903 | | 15M |
| I | 65/69 | | Rockwell (Timken) | FL-900 | | 18M |
| J | 70/ | W/ power strg. | Ford | 5000 | | 5M |
| K | 66/67 | | Dana (Spicer) | 44F-HD | 4.55 | 3.5M |
| | 68/69 | | Dana (Spicer) | 6BF-HD | 4.09 | 3.5M |
| | 70/ | | Dana (Spicer) | 6CF-HD | 4.55 | 3.5M |
| | 70/ | W/ power strg. | Ford | 5500 | | 5.5M |
| L | 65/68 | W/ H/D frt. brakes | Ford-Rockwell(Timken) | | | 6M |
| | 70/ | W/ power strg. | Ford | | | 6M |
| | 72 | | Dana (Spicer) | 44F | | 3M |
| M | 64/67 | W/ H/D frt. brakes | Ford | | | Std. |
| | 70/ | W/ power strg. | Ford | | | 7M |
| N | 65/67 | W/ H/D frt. brakes | Ford-Rockwell(Timken) | | | 9M |
| | 70/ | W/ power strg. | Ford-Rockwell(Timken) | | | 9M |
| O | 64 | W/ H/D frt. brakes | Ford-Rockwell(Timken) | FD-903 | | 9M |
| P | 70/ | W/ power strg. | Rockwell (Timken) | FF-903 | | 12M |
| R | 70/ | W/ power strg. | Rockwell (Timken) | FG-901 | | 15M |
| S | 70 | W/ power strg. | Rockwell (Timken) | FL-901 | | 16M |
| | 71/ | W/ power strg. | Rockwell (Timken) | FH-901 | | 16M |
| T | 70/ | W/ power strg. | Rockwell (Timken) | FL-901 | | 18M |
| U | 64 | W/ H/D frt. brakes | Ford-Rockwell(Timken) | | | 6M |
| | 70/ | W/ power strg. | Rockwell (Timken) | FL-901 | | 20M |

FORD TRUCK PARTS



RATING or WARRANTY PLATE and CERTIFICATION LABEL - continued

FRONT AXLE CODES

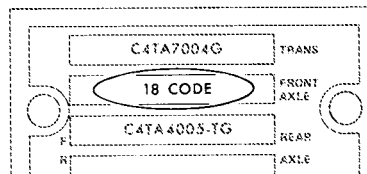
1964/65 U.S. BUILT VEHICLES
1966/ U.S. and CANADIAN BUILT VEHICLES

| CODE | YEAR | DESCRIPTION | MANUFACTURER | | RATIO (4 x 4 ONLY) | CAPACITY |
|------|------|-----------------------|------------------|--------|-----------------------|----------|
| | | | NAME | MODEL | | |
| 1 | 70/ | W/o power strg. | Ford | 5000 | | 5M |
| 2 | 70/ | W/o power strg. | Ford | 5500 | | 5.5M |
| 3 | 70/ | W/o power strg. | Ford | | | 6M |
| 4 | 70/ | W/o power strg. | Ford | | | 7M |
| 5 | 70/ | W/o power strg. | Ford | | | 9M |
| 6 | 70 | W/ center point strg. | Rockwell(Timken) | FE-970 | | 12M |
| | 71/ | W/ center point strg. | Rockwell(Timken) | | | 12M |
| 7 | 70 | W/ center point strg. | Rockwell(Timken) | | | 12M |
| | 71/ | W/ center point strg. | Rockwell(Timken) | | | 12M |
| 8 | 70/ | W/ steer-ease | Ford | | | 12M |
| 9 | 72 | | | | | 15M |

FRONT AXLE CODES 1965 CANADIAN BUILT VEHICLES

THE FRONT AXLE CODE IDENTIFIES THE RATIO AND/OR CAPACITY OF THE FRONT AXLE.

THE FOLLOWING CHART LISTS THESE CODES AND THE CORRESPONDING RATIO AND/OR CAPACITY AS WELL AS THE MANUFACTURER'S NAME AND MODEL NUMBER.



| CODE | DESCRIPTION | MANUFACTURER | | RATIO (4 x 4 only) | CAPACITY |
|------|----------------------|-----------------------|--------|-----------------------|----------|
| | | NAME | MODEL | | |
| 1A | W/o power strg. | Ford-Rockwell(Timken) | | | 6M |
| 1B | W/power strg. | Ford-Rockwell(Timken) | | | 6M |
| 1C | | Ford-Rockwell(Timken) | | | 6M |
| 1D | | Rockwell(Timken) | 32552 | | 6M |
| 2A | W/o power strg. | Ford-Rockwell(Timken) | | | 7M |
| 2B | W/power strg. | Ford-Rockwell(Timken) | | | 7M |
| 2C | | Ford-Rockwell(Timken) | | | 7M |
| 2D | | Ford-Rockwell(Timken) | | | 7M |
| 2F | | Rockwell(Timken) | FC-903 | | 7M |
| 2G | | Rockwell(Timken) | FC-903 | | 7M |
| 2H | | Ford-Rockwell(Timken) | | | 7M |
| 3A | | Rockwell(Timken) | FD-903 | | 9M |
| 3B | | Rockwell(Timken) | FD-903 | | 9M |
| 3C | | Rockwell(Timken) | FD-903 | | 9M |
| 3D | | Rockwell(Timken) | FD-903 | | 9M |
| 3E | | Ford-Rockwell(Timken) | | | 9M |
| 3F | | Ford-Rockwell(Timken) | | | 9M |
| 3G | | Ford-Rockwell(Timken) | | | 9M |
| 3H | | Ford-Rockwell(Timken) | | | 9M |
| 4A | W/center point strg. | Rockwell(Timken) | FE-970 | | 11M |
| 4B | W/center point strg. | Rockwell(Timken) | FE-970 | | 11M |
| 4C | W/center point strg. | Rockwell(Timken) | FE-970 | | 11M |
| 4D | W/center point strg. | Rockwell(Timken) | FE-970 | | 11M |
| 4E | W/center point strg. | Rockwell(Timken) | FE-970 | | 11M |
| 4F | W/center point strg. | Rockwell(Timken) | FE-970 | | 11M |
| 4G | W/center point strg. | Rockwell(Timken) | FE-970 | | 11M |
| 4H | W/center point strg. | Rockwell(Timken) | FE-970 | | 11M |
| 5A | | Rockwell(Timken) | FF-903 | | 12M |
| 5B | | Rockwell(Timken) | FF-903 | | 12M |
| 5C | | Rockwell(Timken) | FF-903 | | 12M |
| 5D | | Rockwell(Timken) | FF-903 | | 12M |
| 5E | | Rockwell(Timken) | FF-903 | | 12M |
| 5F | | Rockwell(Timken) | FF-903 | | 12M |
| 5G | | Rockwell(Timken) | FF-903 | | 12M |
| 5H | | Rockwell(Timken) | FF-903 | | 12M |

RATING or WARRANTY PLATE and CERTIFICATION LABEL - continued

FRONT AXLE CODES
1965 CANADIAN BUILT VEHICLES

| CODE | DESCRIPTION | MANUFACTURER | | RATIO (4 x 4 only) | CAPACITY |
|------|-----------------------|-----------------------|--------|-----------------------|----------|
| | | NAME | MODEL | | |
| J1 | W/o power strg. | Ford | | | 5M |
| J2 | W/power strg. | Ford | | | 5M |
| 02 | W/power strg. | Ford | | | 5M |
| 03 | W/o power strg. | Ford | | | 5M |
| 04 | W/power strg. | Ford | | | 5M |
| 08 | W/o power strg. | Ford-Rockwell(Timken) | | | 6M |
| 09 | W/power strg. | Ford-Rockwell(Timken) | | | 6M |
| 10 | | Ford-Rockwell(Timken) | | | 6M |
| 11 | W/o power strg. | Ford-Rockwell(Timken) | | | 6M |
| 13 | | Ford-Rockwell(Timken) | | | 6M |
| 14 | | Ford-Rockwell(Timken) | | | 6M |
| 15 | | Rockwell(Timken) | 32552 | | 6M |
| 18 | W/o power strg. | Ford-Rockwell(Timken) | | | 7M |
| 20 | | Ford-Rockwell(Timken) | | | 7M |
| 21 | | Ford-Rockwell(Timken) | | | 7M |
| 22 | | Rockwell(Timken) | 32552 | | 6M |
| 23 | | Rockwell(Timken) | FC-903 | | 7M |
| 29 | | Ford-Rockwell(Timken) | | | 9M |
| 30 | | Rockwell(Timken) | FD-903 | | 9M |
| 31 | | Rockwell(Timken) | FD-903 | | 9M |
| 33 | | Dana(Spicer) | | 4.09 | 3M |
| 37 | | Dana(Spicer) | | 4.09 | 3M |
| 38 | | Rockwell(Timken) | FF-903 | | 12M |
| 46 | | Rockwell(Timken) | FG-903 | | 15M |
| 47 | | Rockwell(Timken) | FG-903 | | 15M |
| 48 | | Rockwell(Timken) | FG-903 | | 15M |
| 49 | | Rockwell(Timken) | FG-903 | | 15M |
| 51 | | Ford-Rockwell(Timken) | | | 6M |
| 56 | | Ford | | | 5.5M |
| 57 | W/o power strg. | Ford | | | 5.5M |
| 58 | W/power strg. | Ford | | | 5.5M |
| 59 | W/power strg. | Ford | | | 5.5M |
| 61 | | Ford-Rockwell(Timken) | | | 7M |
| 63 | W/o power strg. | Ford | | | 5.5M |
| 64 | W/o power strg. | Ford | | | 5.5M |
| 65 | W/power strg. | Ford | | | 5.5M |
| 66 | W/power strg. | Ford | | | 5.5M |
| 69 | W/power strg. | Ford-Rockwell(Timken) | | | 6M |
| 70 | W/o free running hubs | Dana(Spicer) | 44F | 3.73 | 3M |
| 71 | W/free running hubs | Dana(Spicer) | 44F | 3.73 | 3M |
| 72 | W/o free running hubs | Dana(Spicer) | 44F | 4.55 | 3M |
| 73 | W/free running hubs | Dana(Spicer) | 44F | 4.55 | 3M |
| 74 | W/o free running hubs | Dana(Spicer) | 44F-HD | 4.55 | 3M |
| 75 | W/free running hubs | Dana(Spicer) | 44F-HD | 4.55 | 3M |
| 76 | | Ford | | | 2.6M |
| 77 | W/o free running hubs | | | 3.54 | 3M |
| 78 | W/free running hubs | | | 3.54 | 3M |
| 80 | | Ford | | | 2.6M |
| 81 | | Ford | | | 3.8M |
| 83 | | Ford | | | 3.8M |
| 84 | | Ford | | | 3.8M |
| 85 | | Ford | | | 3.8M |
| 86 | | Ford | | | 3.8M |
| 87 | | Ford | | | 3.8M |
| 89 | | Ford | | | 5M |



FORD TRUCK PARTS



RATING or WARRANTY PLATE and CERTIFICATION LABEL - continued

DRIVE CODES 1965 CANADIAN BUILT VEHICLES

THE EIGHTH DIGIT OF THE SERIAL NUMBER IDENTIFIES WHETHER THE VEHICLE IS EQUIPPED WITH RIGHT HAND DRIVE OR LEFT HAND DRIVE.

L - LEFT HAND DRIVE R - RIGHT HAND DRIVE

499101(L)195001A
SERIAL NO.

F-F100 114.8
SERIES W.B.

*Ford Motor Corp
Lin
DARVILL*

GROSS VEHICLE WEIGHT 1964/65 U.S. BUILT VEHICLES 1966/ U.S. and CANADIAN BUILT VEHICLES

THE GROSS VEHICLE WEIGHT RATING FOR THE VEHICLE (BASED ON MINIMUM EQUIPMENT REQUIRED) IS SHOWN IN POUNDS (LBS) ABOVE OR BELOW "MAX G.V.W. LBS".

128 JM F250
MAX. G.V.W. LBS. CERT.

7500
WARRANTY VOID IF MAX. GRO
(SEE OPERATOR'S MANUAL)

GROSS VEHICLE WEIGHT 1965 CANADIAN BUILT VEHICLES

THE GROSS VEHICLE WEIGHT RATING FOR THE VEHICLE (BASED ON MINIMUM EQUIPMENT REQUIRED) IS SHOWN IN POUNDS (LBS) ABOVE "MAX G.V.W. LBS".

15 1RR 4.11:1
TRIM PAINT AXLE RATIO

*Agency of Canada
Ontario*

5,000
MAX G.V.W. LBS.

GROSS VEHICLE WEIGHT RANGE CODES 1965 CANADIAN BUILT VEHICLES

THE LAST DIGIT OF THE SERIAL NUMBER INDICATES THE GROSS VEHICLE WEIGHT RANGE OF THE VEHICLE (BASED ON MINIMUM EQUIPMENT REQUIRED).

THE FOLLOWING CHART LISTS THESE CODES AND THE CORRESPONDING G.V.W. RANGE.

4991014L-19500(A)
SERIAL NO.

F-F100 114.8
SERIES W.B.

*Ford Motor Corp
Lin
DARVILL*

| CODE | RANGE | | CODE | RANGE | |
|------|-------|-----|------|--------|-------|
| | FROM | TO | | FROM | TO |
| A | 0M | 6M | E | 16.1M | 19.5M |
| B | 6.1M | 10M | F | 19.51M | 26M |
| C | 10.1M | 14M | G | 26.1M | 33M |
| D | 14.1M | 16M | H | 33.1M | 60M |
| | | | | | |
| | | | | | |



RATING or WARRANTY PLATE and CERTIFICATION LABEL - continued

CERTIFIED NET HORSEPOWER 1964/65 U.S. BUILT VEHICLES
 1966/ U.S. and CANADIAN BUILT VEHICLES

3 JM F250 E81

G.V.W. LBS. CERT NET H.P.
 7500 132

WARRANTY VOID IF MAX. GROSS VEHICLE WEIGHT EXCEEDED
 (SEE OPERATOR'S MANUAL OR LOAD CAPACITY CHART)

R.P.M. 1964/65 U.S. BUILT VEHICLES
 1966/ U.S. and CANADIAN BUILT VEHICLES

THE ACTUAL REVOLUTIONS PER MINUTE REQUIRED TO DEVELOP THE CERTIFIED NET HORSEPOWER LISTED IS SHOWN ABOVE OR BELOW "R.P.M.".

E81 C 26K

NET H.P. R.P.M. D.S.O.
 132 3600 72

IF VEHICLE WEIGHT IS EXCEEDED OR LOAD CAPACITY CHART)

DISTRICT CODES 1964/65 U.S. BUILT VEHICLES
 1966/ U.S. and CANADIAN BUILT VEHICLES

THE CODE SHOWN ABOVE OR BELOW "D.S.O." IDENTIFIES THE DISTRICT WHICH ORDERED THE UNIT.

THE FOLLOWING CHART LISTS THESE CODES AND THE DISTRICT WHICH THEY REPRESENT.

FOR AN EXPLANATION OF THE D.S.O. PORTION OF THE NUMBER REFER TO PAGE 22.

E81 C 26K

NET H.P. R.P.M. D.S.O.
 132 3600 72

IF VEHICLE WEIGHT IS EXCEEDED OR LOAD CAPACITY CHART)

| CODE | DISTRICT | CODE | DISTRICT | CODE | DISTRICT | CODE | DISTRICT |
|------|------------------------|------|---------------------|------|--------------------------|---|------------------------|
| 11 | Boston | 35 | Lansing | 55 | St. Louis | 89 | TRANSPORTATION SERVICE |
| 12 | Buffalo | 36 | Louisville | 56 | Davenport | 90's | Export |
| 13 | New York | 37 | Buffalo | 57 | Houston | FORD of CANADA A1 Central (Ford) A2 Eastern (Ford) A3 Atlantic (Ford) A4 Midwestern (Ford) A6 Western (Ford) A7 Pacific (Ford) B1 Central (Lincoln-Mercury) B2 Eastern (Lincoln-Mercury) B3 Atlantic (Lincoln-Mercury) B4 Midwestern (Lincoln-Mercury) B6 Western (Lincoln-Mercury) B7 Pacific (Lincoln-Mercury) | |
| 14 | Pittsburgh | 38 | Pittsburgh | 58 | Twin Cities | | |
| 15 | Newark | 41 | Chicago | 61 | Dallas | | |
| 16 | Philadelphia | 42 | Fargo (1964/71) | 62 | Houston | | |
| 17 | Washington | | Cleveland(1972) | 63 | Memphis | | |
| 21 | Atlanta | 43 | Milwaukee | 64 | New Orleans | | |
| 22 | Charlotte | 44 | Twin Cities | 65 | Oklahoma City | | |
| 23 | Philadelphia (1964/71) | 45 | Davenport (1964/71) | 71 | Los Angeles | | |
| | Memphis(1972) | | Lansing (1972) | 72 | San Jose | | |
| 24 | Jacksonville | 46 | Indianapolis | 73 | Salt Lake City | | |
| 25 | Richmond | 47 | Cincinnati | 74 | Seattle | | |
| 26 | Washington(1964/71) | 48 | Detroit | 75 | Phoenix | | |
| | New Orleans(1972) | | | 76 | Denver | | |
| 27 | Cincinnati | 51 | Denver | 81 | Ford of Canada | | |
| 28 | Louisville | 52 | Des Moines(1964/71) | 83 | Government | | |
| 31 | Cincinnati | | Dallas (1972) | 84 | Home Office Reserve | | |
| 32 | Cleveland | 53 | Kansas City | 85 | American Red Cross | | |
| 33 | Detroit | 54 | Omaha | 86 | DIPLOMATIC SERVICE COMM. | | |
| 34 | Indianapolis | | | 87 | Body Company | | |

FORD TRUCK PARTS



Click Here To Order

BUY IT NOW!

100% GUARANTEED
SATISFACTION

INDEX

| PART NAME | GROUP NUMBER | PART | |
|--|----------------------------|--|--------------------|
| A | | A - cont'd. | |
| "A" frame & quadrant kit (snow plow) | 19G537 | Adapter (trans. overdrive housing to trans. case) | 7660 |
| Absorber (steering shock) | 3E651 | Adapter (trans. rear pitot tube) | 7C376 |
| Accelerator assy. | 9725 | Adapter (trans. rear shift pipe) | 7K077 |
| Accelerator & bracket assy. (mounted on eng.) | 9771 | Adapter (trans. shift cylinder range control cable) | 7B401 |
| Actuator (backup lamp switch) | 15540 | Adapter (trans. to eng.) | 7E361 |
| Actuator (brake shoe adjusting lever) | 2B344 | Adapter (water temperature indicator sender) | 10911 |
| Actuator (courtesy lamp switch) | 13A786 | Adapter (water temperature switch to intake manifold) | 18271 |
| Actuator (free running hub clutch) | 1098 | Adapter assy. (air cleaner duct tube) | 9D608 |
| Actuator (P/S gear) | 3E565 | Adapter assy. (backup lamp switch wire) | 15A546 |
| Actuator (rear air brake) | 2B003 | Adapter assy. (brake vacuum booster push rod) | 2B014 |
| Actuator (trans. overdrive kickdown switch) | 7A770 | Adapter assy. (eng. air cleaner restriction indicator) | 9N621 |
| Actuator assy. (front air brake) | 2B002 | Adapter assy. (eng. crankcase vent) | 6A665 |
| Actuator kit (P/S control valve) | 3783 | Adapter assy. (eng. oil filter) | 6881 |
| Adapter (A/C compressor governor) | 2A896 | Adapter assy. (P/S gear control valve) | 3E608 |
| Adapter (alternator mounting bracket) | 10A336 | Adapter assy. (P/S pump to reservoir) | 3670 |
| Adapter (brake air compressor governor) | 2A896 | Adapter assy. (speedo.) | 17294 |
| Adapter (brake air compressor mounting) | 2A880 | Adapter kit (A/C eng.) | 19700 |
| Adapter (brake booster air control valve body) | 2326 | Adapter kit (eng. oil filter) | 6882 |
| Adapter (brake hose fitting) | 2B283 | Adapter kit (hang-on A/C) | 19C872 |
| Adapter (brake master cylinder mounting) | 2B286 | Adapter kit (P/S reservoir to pump) | 3A695 |
| Adapter (carb. air cleaner mounting) | 9B663 | Adhesives | Δ |
| Adapter (carb. throttle) | 9E550 | Adjuster (front axle differential bearing) | 4067 |
| Adapter (clutch housing to cylinder block) | 7A593 | Adjuster (P/S gear sector shaft) | 3D528 |
| Adapter (clutch master cylinder breather) | 7A752 | Adjuster (rear axle differential bearing) | 4067 |
| Adapter (compressor air strainer) | 2A961 | Adjuster (steering gear ball rack adjusting) | 3C539 |
| Adapter (eng. crankshaft damper) | 6A329 | Adjuster assy. (front air brake) | 2308-9 |
| Adapter (eng. flywheel to trans.) | 6A369 | Adjuster assy. (rear air brake) | 2314-5 |
| Adapter (eng. oil filler) | 6A868 | Adjuster assy. (steering gear worm thrust bearing) | 3A670 |
| Adapter (eng. oil filter hose) | 6A891 | Air conditioner kits | 19B968-9 |
| Adapter (eng. rear support) | 6C093 | Air conditioner refrigerant | Δ |
| Adapter (front axle steering arm) | 3B558 | Alternator (mounting parts) | 10A313 |
| Adapter (front mounted P.T.O. drive) | 7A772 | Alternator assy. | 10300, 10346 |
| Adapter (front turn indicator lamp) | 13A334, 13370, 13374 | Alternator installation kit | 14A240 |
| Adapter (fuel injection pump mounting) | 9C516 | Ammeter (instrument cluster) | 10850 |
| Adapter (fuel injector inlet) | 9G512 | Amplifier assy. (ignition current) | 12A027 |
| Adapter (fuel vapor purge tube to air cleaner) | 9D692 | Anchor (clutch pedal assist spring) | 7A565 |
| Adapter (intake manifold) | 9K426 | Anchor (emergency indicator switch mounting strap) | 13B322 |
| Adapter (muffler inlet pipe) | 5B255 | Anchor (turn indicator switch mounting strap) | 13B322 |
| Adapter (oil pressure gauge to cylinder block) | 9D295 | Antenna assy. (radio) | 18813 |
| Adapter (P/S cylinder pressure line) | 3D644 | Antenna kit (radio) | 18813 |
| Adapter (P/S pump mounting) | 3K505 | Anti-rattle (A/C regulator control) | 19D550 |
| Adapter (P/S pump outlet) | 3E598 | Anti-rattle (radiator grille upper panel) | 8457 |
| Adapter (P/S pump return line) | 3E607 | Anti-rattle (running board bracket) | 16A488 |
| Adapter (radiator shutter) | 8K025 | Anti-squeak (radiator supply tank) | 8-8300-1, 8A354 |
| Adapter (rear axle shaft stud) | 1142 | Anti-squeak (spring) | 5586 |
| Adapter (rear brake air chamber) | 2C225 | Apron (front fender) | 16054-5 |
| Adapter (rear brake air chamber push rod) | 2C478 | Arm (A/C compressor bracket to base) | 14849 |
| Adapter (rear suspension beam end bushing) | 5871 | Arm (accelerator pedal lower) | 9798 |
| Adapter (speedo. cable drive tip) | 17B322 | Arm (accelerator pedal throttle) | 9798 |
| Adapter (tachometer cable drive tip) | 17B322 | Arm (air compressor belt adjusting) | 2A942-3 |
| Adapter (thermostatic choke control inlet tube) | 9C786 | Arm (alternator belt adjustment) | 10145 |
| Adapter (trans. counter shaft rear bearing) | 7B222 | Arm (cab lock camshaft control) | 5108 |
| Adapter (trans. cross shaft housing to case) | 7A197 | Arm (cab retaining) | 5358 |
| Adapter (trans. flywheel mounted P.T.O. breather) | 7A756 | | |
| Adapter (trans. flywheel mounted P.T.O. input shaft bearing) | 7A673 | | |
| Adapter (trans. forward & reverse shift lever) | 7C235 | | |

Refer to page 1 of Paint Section

January, 1975

COPYRIGHT © 1975—

FORD MARKETING CORPORATION

—DEARBORN, MICHIGAN

FINAL ISSUE



Click Here To Order

BUY IT NOW!



INDEX

| PART NAME | GROUP NUMBER | PART NAME | GROUP NUMBER |
|---|-----------------------------|--|-------------------------|
| A - cont'd. | | B - cont'd. | |
| Arm (clutch master cylinder control) | 7A699 | Baffle (brake vacuum booster air cleaner) | 2A085 |
| Arm (clutch release shaft adjusting) | 7B506 | Baffle (carb. automatic choke plate) | 9A539 |
| Arm (eng. valve rocker) | 6564 | Baffle (carb. float bowl) | 9A517 |
| Arm (exhaust air supply pump belt adjustment) | 9B452 | Baffle (carb. metering body vent) | 9553 |
| Arm (front axle spindle) | 3130-1 | Baffle (carb. metering body vent) | 9553 |
| Arm (front axle spindle steering) | 3146 | Baffle (coupling shaft bearing) | 4805 |
| Arm (front bumper) | 17754-5, 17766-7 | Baffle (eng. crankshaft rear oil slinger) | 6336 |
| Arm (generator belt adjustment) | 10145 | Baffle (eng. intake manifold oil) | 6A630 |
| Arm (generator brush) | 10040 | Baffle (eng. push rod crankcase vent) | 6A630 |
| Arm (heater blower door control) | 18A474 | Baffle (eng. valve push rod valley) | 6524 |
| Arm (rear axle torque) | 4361, 4612, 4736 | Baffle (eng. valve spring oil) | 6524 |
| Arm (rear bumper) | 17787-8, 17795-6 | Baffle (fan shroud rear plate) | 8B326 |
| Arm (rear view inside mirror) | 17690 | Baffle (heater air distribution) | 18K383 |
| Arm (rear view outside mirror bracket) | 17689 | Baffle (parking brake oil) | 2E614 |
| Arm (rear view outside mirror to mirror head) | 17743 | Baffle (P/S pump reservoir retaining line) | 3E597 |
| Arm (rear view outside mirror upper) | 17B689 | Baffle (radio speaker) | 18974 |
| Arm (steering gear sector shaft) | 3590 | Baffle (trans. input shaft bearing oil) | 7040 |
| Arm (steering idler) | 3355 | Baffle (trans. intermediate clutch piston housing oil) | 7-7788 |
| Arm (trans. gearshift) | 7243, 7410 | Baffle (trans. output shaft ball bearing oil) | 7080 |
| Arm (trans. gearshift cross shaft) | 7B141 | Baffle (trans. overdrive output shaft bearing oil) | 7668 |
| Arm (trans. gearshift rocker) | 7410 | Baffle assy. (radiator) | 8067 |
| Arm (trans. retarder control valve pedal) | 7907 | Ball assy. (fuel pump filter bowl) | 9387 |
| Arm (trans. reverse gear shifter) | 7243 | Ball (brake vacuum pump relief valve) | 2A561 |
| Arm (trans. shift control front rod to crank) | 7A370 | Ball (carb. pump discharge check) | 9576 |
| Arm (windshield wiper motor output) | 17A436 | Ball (carb. secondary throttle diaphragm check) | 9576 |
| Arm assy. (carb. metering rod) | 9D819 | Ball (carb. throttle lever) | 9681 |
| Arm assy. (front axle radius) | 3A360 | Ball (clutch release equalizer shaft) | 7517, 7A535, 7543 |
| Arm assy. (fuel pump rocker) | 9376 | Ball (P/S gear control valve plug) | 3E579 |
| Arm assy. (parking brake cable idler) | 2A673 | Ball (rear axle shift fork pivot) | 4570 |
| Arm assy. (rear view outside mirror) | 17742 | Ball (rear axle torque arm) | 4A124 |
| Arm assy. (windshield wiper mounting) | 17540, 17545 | Ball (trailer hitch) | 19F503 |
| Arm assy. (windshield wiper pivot) | 17526-7 | Ball (trans. coasting booster valve shuttle) | 7E195 |
| Arm & pivot shaft assy. (windshield wiper mounting) | 17566-7 | Ball (trans. gearshift lever) | 7213 |
| Armature (starter motor) | 11005 | Ball & cage (steering gear worm bearing) | 3B736 |
| Armature (windshield wiper motor) | 17A485 | Ball kit (steering gear worm) | 3647 |
| Armature assy. (generator) | 10005 | Ball repair kit (trans. retarder check valve) | 7C220 |
| Armature assy. (starter motor) | 11005 | Ball stud kit (P/S cylinder hydraulic control valve) | 3A533 |
| Arrestor assy. (eng. crankcase vent flame) | 6A827 | Ball stud kit (P/S drag link hydraulic control valve) | 3A533 |
| Auxiliary spring air kit | 5A589 | Band (starter motor cover) | 11126 |
| Auxiliary spring (installation kit) | 5588 | Band assy. (air cleaner mounting) | 9628 |
| Auxiliary trans. | 7-7000, 7A218 | Band assy. (trans. front) | 7A162 |
| Axle (front) | 3004-7, 3010 | Band assy. (trans. intermediate) | 7D034 |
| Axle assy. (front driving) | 3002 | Band assy. (trans. rear) | 7A176 |
| Axle (rear) | 4001-6, 4A297-8, 4305 | Band assy. (trans. reverse) | 7D095 |
| | | Band & lining assy. (parking brake) | 2648 |
| | | Bar (cab to frame suspension arm) | 5627 |
| | | Bar (front fender apron to radiator support tie) | 16A124 |
| | | Bar (front spring shackle) | 5468-9 |
| | | Bar (rear suspension support beam) | 5884 |
| | | Bar (spare wheel carrier stop) | 1496 |
| | | Bar (trans. aux. air valve slide) | 7315 |
| | | Bar (trans. aux. shift yoke) | 7241 |
| | | Bar (trans. shift fork) | 7358 |
| | | Bar assy. (clutch release equalizer) | 7528 |
| | | Bar assy. (front stabilizer) | 5482 |
| | | Bar assy. (steering front track) | 3B239 |
| | | Base assy. (air brake pedal) | 2A239 |
| B | | | |
| Baffle (A/C air distribution) | 18K383 | | |
| Baffle (A/C evaporator case) | 19A999 | | |
| Baffle (brake grease) | 2240 | | |

FORD TRUCK PARTS



INDEX

| PART NAME | GROUP NUMBER | PAR. |
|--|--------------|---|
| B - cont'd. | | B - cont'd. |
| Base assy. (turn indicator lamp) | 13A376-7 | Bearing (rear axle electric shift drive screw) |
| Base assy. (voltage regulator) | 10503 | Bearing (rear axle power divider) |
| Battery | 10653-5 | Bearing (rear axle power divider input shaft) |
| Battery (mounting parts) | 10732 | |
| Battery filler channel cover kit | 10A820 | |
| Beam (saddle & spring assy. tandem rear suspension) | 5888 | Bearing (rear axle power divider output shaft) |
| Beam assy. (rear suspension support) | 5889 | |
| Beam kit (cab lift pump) | 5A376 | |
| Bearing (air compressor belt idler pulley) | 2873 | Bearing (rear axle power divider thru shaft) |
| Bearing (alternator front) | 10A303 | |
| Bearing (alternator rear) | 10095, | Bearing (rear axle ring gear pinion) |
| | 10A304 | Bearing (rear wheel) |
| Bearing (clutch pilot) | 7600 | Bearing (speedo. driven gear) |
| Bearing (coupling & intermediate shaft support) | 4840 | Bearing (starter motor armature front) |
| Bearing (driving pinion pilot)-refer to parts list in section 40A | 7065, | Bearing (starter motor armature rear) |
| | 7118, | Bearing (starter motor center) |
| | 7127 | Bearing (starter motor drive) |
| Bearing (eng. aux. driveshaft front) | 6A753 | Bearing (starter motor drive end housing) |
| Bearing (eng. aux. driveshaft rear) | 6A738 | Bearing (starter motor driveshaft front) |
| Bearing (eng. camshaft) | 6261-3, | Bearing (starter motor driveshaft rear) |
| | 6267, | Bearing (steering column release cam) |
| | 6270 | Bearing (steering column shaft universal joint) |
| Bearing (eng. connecting rod) | 6211 | Bearing (steering gear actuator thrust) |
| Bearing (eng. crankshaft main) | 6333-7, | Bearing (steering gear sector shaft) |
| | 6342 | Bearing (steering gear sector shaft thrust) |
| Bearing (eng. governor throttle control shaft) | 18223 | Bearing (steering gear worm thrust) |
| Bearing (flywheel mounted P.T.O. driveshaft front) | 7A685 | Bearing (steering idler arm pivot) |
| Bearing (flywheel mounted P.T.O. driveshaft rear) | 7A686 | Bearing (trans. aux. counter shaft) |
| Bearing (flywheel mounted P.T.O. driveshaft thrust) | 7A666 | |
| Bearing (flywheel mounted P.T.O. idler) | 7A682 | Bearing (trans. aux. counter shaft reduction) |
| Bearing (flywheel mounted P.T.O. input gear thrust) | 7A670 | Bearing (trans. aux. input shaft) |
| | | Bearing (trans. aux. main drive gear) |
| Bearing (front axle spindle pin) | 3123 | Bearing (trans. aux. output shaft) |
| Bearing (generator end plate) | 10094 | |
| Bearing (generator rear) | 10095 | Bearing (trans. charging oil pump support) |
| Bearing (headlamp adjusting ring) | 13B160 | Bearing (trans. counter shaft) |
| Bearing (intermediate shaft support) | 4840 | |
| Bearing (rear axle power divider)-refer to parts list in section 40A | 7025, | |
| | 7065, | Bearing (trans. counter shaft cluster gear bearing) |
| | 7120 | Bearing (trans. counter shaft gear) |
| Bearing (P/S gear control valve) | 3B673 | |
| Bearing (P/S gear input shaft) | 3D525 | Bearing (trans. counter shaft gear front) |
| Bearing (P/S gear valve cover) | 3E612 | Bearing (trans. counter shaft gear pilot front) |
| Bearing (P/S gear worm) | 3E612 | Bearing (trans. counter shaft thrust) |
| Bearing (P/S pump rotor shaft) | 3D525, | Bearing (trans. cross over lever) |
| | 10094 | Bearing (trans. forward clutch hub thrust needle) |
| Bearing (rear axle drive pinion gear thru shaft) | 4A086 | Bearing (trans. front pump converter stator thrust) |
| Bearing (rear axle drive universal joint) | 4712 | Bearing (trans. gear shift idler lever) |
| Bearing (rear axle driving pinion pilot) | 4615, | |
| | 4625, | |
| | 7065, | |
| | 7118, | |
| | 7127 | |



INDEX

| PART NAME | GROUP NUMBER | PART NAME | GROUP NUMBER |
|--|--|---|-------------------|
| B - cont'd. | | B - cont'd. | |
| Bearing (trans. input shaft) | 4423, 4561, 4630, 7025, 7065, 7A065, 7118, 7127 | Bellcrank (accelerator) | 9724 |
| Bearing (trans. input shaft pilot) | 7118, 7120 | Bellcrank (accelerator control) | 9C717 |
| Bearing (trans. input shaft thrust) | 7A453 | Bellcrank (clutch control) | 7537 |
| Bearing (trans. low speed gear) | 7A078 | Bellcrank (parking brake) | 2A663 |
| Bearing (trans. output shaft) | 7025, 7065, 7117-8, 7127 | Bellcrank (rear axle two speed shift) | 4A123 |
| Bearing (trans. output shaft pilot) | 4625, 7120 | Bellcrank (trans. forward & reverse selector cable) | 7B115 |
| Bearing (trans. output shaft rear) | 7065, 7127 | Bellcrank (trans. kickdown control accelerator) | 7A188 |
| Bearing (trans. overdrive main shaft) | 7025 | Bellcrank assy. (accelerator) | 9732 |
| Bearing (trans. range shift output shaft) | 7065 | Bellcrank assy. (accelerator equalizer) | 9732 |
| Bearing (trans. rear clutch sun gear front) | 7-7507 | Bellcrank assy. (brake master cylinder push rod) | 2B327 |
| Bearing (trans. rear clutch sun gear thrust needle) | 7C096 | Bellcrank assy. (eng. compression release) | 6A587 |
| Bearing (trans. rear servo lever needle) | 7-7406 | Bellcrank assy. (eng. starting fuel injector control) | 9J571 |
| Bearing (trans. reverse idler) | 7120, 7145, 7B369 | Bellcrank assy. (radiator shutter control) | 8A178 |
| Bearing (transfer case counter shaft front & rear) | 7025 | Bellcrank & bracket assy. (trans. control) | 7E024 |
| Bearing (transfer case front output shaft front & rear) | 7025 | Belt (drive) | 8620 |
| Bearing (transfer case input shaft) | 7065 | Belt (rear axle drive) | 4740 |
| Bearing (transfer case input shaft front) | 7118 | Belt (rear axle drive de-icer) | 4340 |
| Bearing (transfer case output shaft) | 7065 | Belt kit (drive) | 8A615 |
| Bearing (transfer case rear output shaft rear) | 7025 | Bender (heater hose) | 18573 |
| Bearing (universal joint) | 4712 | Bezel (A/C evaporator control knob opening) | 19C869 |
| Bearing assy. (A/C compressor pulley) | 2990 | Bezel (A/C register) | 19C872, 19A995 |
| Bearing assy. (air brake pedal cross shaft) | 2A223 | Bezel (air horn switch) | 18598 |
| Bearing assy. (brake vacuum pump rotor shaft) | 2B039 | Bezel (body side lamp) | 15A460 |
| Bearing assy. (clutch release) | 7580 | Bezel (clearance lamp switch) | 15469 |
| Bearing assy. (eng. governor shaft thrust sleeve) | 18224 | Bezel (emergency warning switch) | 15C580 |
| Bearing assy. (exhaust air supply pump rear) | 9B477 | Bezel (headlamp switch) | 11649 |
| Bearing assy. (fan) | 8626 | Bezel (heater blower switch) | 18598 |
| Bearing assy. (free running hub inner coupling) | 1092 | Bezel (heater control) | 18A668 |
| Bearing assy. (rear axle power divider differential carrier) | 4392 | Bezel (heater temperature regulator control) | 18A503 |
| Bearing assy. (rear wheel ball) | 1225 | Bezel (ignition switch) | 11584 |
| Bearing assy. (steering column) | 3517 | Bezel (instrument cluster) | 10876 |
| Bearing assy. (trans. aux. drive gear) | 7065 | Bezel (instrument cluster control) | 10852 |
| Bearing assy. (trans. aux. main shaft) | 7118 | Bezel (instrument panel parking brake warning lamp) | 10A840 |
| Bearing assy. (trans. main shaft quill) | 7065 | Bezel (marker lamp front side) | 15A460 |
| Bearing assy. (trans. output shaft cluster gear) | 7B372 | Bezel (marker lamp switch) | 15469 |
| Bearing assy. (trans. range shifter main shaft) | 7065 | Bezel (radio control) | 18842 |
| Bearing assy. (trans. rear clutch sun gear front needle) | 7D480 | Bezel (stereo tape player) | 19A112 |
| Bearing assy. (trans. shift control rod) | 7A459 | Bezel & lens (instrument panel parking brake warning lamp) | 10A840 |
| Bearing assy. (trans. sun gear thrust) | 7D234 | Bezel kit (A/C evaporator) | 19C872 |
| Bearing kit (coupling & intermediate support) | 4840 | Blade (brake air vacuum pump rotor) | 2A560 |
| Bearing kit (eng. camshaft) | 6A251 | Blade (windshield wiper less frame) | 17593 |
| Bearing & retainer kit (axle shaft) | 1225 | Blade assy. (windshield wiper) | 17528 |
| | | Blade kit (snow plow) | 19F537 |
| | | Bleed assy. (distributor vacuum air) | 12A168 |
| | | Block (anchor brake shoe adjusting spring) | 2A186 |
| | | Block (aux. trans. shift lever pivot) | 7B119 |
| | | Block (fuel pump connection) | 9A363 |
| | | Block (headlamp switch junction) | 11A647-8 |
| | | Block (rear axle driving gear thrust) | 4194 |
| | | Block (trans. front cross shaft gearshift lever) | 7B119 |
| | | Block (trans. gearshift lever mounting) | 7C371 |
| | | Block (trans. overdrive & reverse speed shifting) | 7232 |
| | | Block assy. (eng. cylinder) | 6010 |
| | | Block assy. (junction) | 14448 |
| | | Block assy. (trans. control selector neutral switch terminal) | 7A217 |

FORD TRUCK PARTS



Click Here To Order

BUY IT NOW!



INDEX

| PART NAME | GROUP NUMBER | PART NAME | GROUP NUMBER |
|---|---------------------------|--|------------------|
| B - cont'd. | | B - cont'd. | |
| Board (front running) | 16450-1, 16472-3 | Bolt (brake pedal assy.) | 2B185 |
| Board (rear running) | 16482-3 | Bolt (brake vacuum pump mounting) | 2B106 |
| Bobbin (alternator rotor coil) | 10B303 | Bolt (bumper) | 17758 |
| Body (brake booster control valve) | 2419 | Bolt (cab lift cylinder lower anchor) | 5A367 |
| Body (brake booster hydraulic cylinder) | 2425 | Bolt (clutch slave cylinder eye) | 7B536 |
| Body (cargo lamp) | 13788 | Bolt (drive flange to hub) | 1C107 |
| Body (dome lamp) | 13787 | Bolt (driveshaft universal joint) | 4529 |
| Body (free running hub clutch) | 1093 | Bolt (eng. air cleaner center) | 9A659 |
| Body (front turn indicator lamp) | 13A325, 13A327 | Bolt (eng. air cleaner element retaining wing) | 9D606 |
| Body (front turn indicator lamp outboard type) | 13A327 | Bolt (eng. connecting rod) | 6214 |
| Body (fuel pump pulsator) | 9372 | Bolt (eng. crankshaft main bearing cap) | 6345 |
| Body (interior lamp) | 13788 | Bolt (eng. crankshaft pulley) | 6A340, 6A345 |
| Body (rear lamp) | 13440 | Bolt (eng. crankshaft rear seal retainer) | 6350 |
| Body (rear license plate lamp) | 13553 | Bolt (eng. cylinder block oil filter opening cover) | 6A660 |
| Body (starter motor relay valve lower) | 11202 | Bolt (eng. cylinder head) | 6065 |
| Body (trans. control retarder valve) | 7775 | Bolt (eng. flywheel to crankshaft) | 6379 |
| Body (trans. down shift timing valve) | 7A447 | Bolt (eng. front support insulator) | 6047 |
| Body (trans. front band servo) | 7A094 | Bolt (eng. oil filter clamp) | 6A690 |
| Body (trans. governor oil collector) | 7D220 | Bolt (eng. oil filter cover) | 6741 |
| Body (trans. oil pump) | 7B324 | Bolt (eng. push rod cover to block) | 6B088 |
| Body (trans. rear band servo) | 7B172 | Bolt (eng. valve rocker arm shaft support) | 6A527 |
| Body (trans. shift air control valve) | 7C040 | Bolt (exhaust air supply tube) | 9C481 |
| Body assy. (brake booster) | 2366 | Bolt (front axle grease cap) | 4A145 |
| Body assy. (brake booster control) | 2327 | Bolt (front axle shaft universal joint retaining) | 3250 |
| Body assy. (brake vacuum booster front) | 2329 | Bolt (front axle spindle) | 3115 |
| Body assy. (brake vacuum booster rear) | 2379 | Bolt (front axle spindle arm seal) | 3A132 |
| Body assy. (carb. main) | 9512 | Bolt (front axle spindle arm to housing) | 3C140 |
| Body assy. (cargo lamp) | 13788 | Bolt (front axle spindle arm turn adjustment) | 3145 |
| Body assy. (dome lamp) | 13788 | Bolt (front axle spindle housing lower cover & pin) | 3C134 |
| Body assy. (eng. governor) | 18206, 18208 | Bolt (front brake carrier plate to spindle) | 2043, 2056 |
| Body assy. (fuel injector nozzle holder) | 9F536 | Bolt (front bumper) | 17758 |
| Body assy. (parking lamp) | 13206-7 | Bolt (front hub retaining plate) | 1A031 |
| Body assy. (rear axle power divider differential lockout shift) | 4748 | Bolt (front spring tie) | 5345 |
| Body assy. (rear lamp) | 13434-5 | Bolt (front suspension upper arm mounting) | 3A358 |
| Body assy. (trans. down shift timing valve) | 7A447 | Bolt (fuel injection pump leak-off) | 9F506 |
| Body assy. (warning lamp indicator) | 10C876 | Bolt (fuel injection tube connector) | 9F506 |
| Body & cover (brake booster valve) | 2A326 | Bolt (fuel reservoir to fuel filter check valve) | 9K026 |
| Body & gear assy. (trans. oil pump) | 7A103 | Bolt (fuel tank strap) | 9A010 |
| Body & plugs assy. (carb. main) | 9512 | Bolt (wheel hub) | 1107-8 |
| Body & plugs assy. (carb. main metering) | 9A511 | Bolt (hub) | 1118-9 |
| Body & plugs assy. (carb. main metering secondary) | 9A513 | Bolt (master cylinder outlet fitting to master cylinder) | 2276 |
| Body & plugs assy. (fuel pump upper) | 9343 | Bolt (parking brake band anchor clip adjusting) | 2616 |
| Body & shaft assy. (carb. throttle) | 9518 | Bolt (parking brake drum to universal joint flange) | 2624 |
| Body & socket assy. (cargo lamp) | 15512 | Bolt (parking brake lever sector to shifter housing) | 2799 |
| Body & socket assy. (interior lamp) | 13786 | Bolt (P/S control valve spool) | 3B130, 3-3698 |
| Body & socket assy. (rear license lamp) | 13560 | Bolt (P/S cylinder clamp) | 3A319 |
| Bolt (aux. spring tie) | 5702 | Bolt (P/S gear control valve end cover) | 3E585 |
| Bolt (aux. trans. gearshift lever) | 7A443 | Bolt (P/S gear cover, housing & bracket thru) | 3E585 |
| Bolt (battery clamp) | 5175, 10A707, 10756 | Bolt (P/S gear housing end plate) | 3E585 |
| Bolt (brake inlet, outlet & clutch fitting) | 2077 | Bolt (P/S gear housing mounting bracket) | 3E585 |
| Bolt (brake master cylinder link rod) | 2462 | Bolt (P/S gear sector shaft housing cover) | 3E585 |
| Bolt (brake master cylinder link rod to pedal) | 2462 | | |

INDEX

| PART NAME | GROUP NUMBER |
|--|-------------------|
| B - cont'd. | |
| Bolt (P/S pump flange mounting) | 3K507 |
| Bolt (P/S pump housing cover) | 3B698 |
| Bolt (P/S pump oil filter support or cover retaining) | 3601 |
| Bolt (radiator supply tank mounting bracket) | 8A370 |
| Bolt (radiator to side rail) | 8010 |
| Bolt (rear axle carrier to housing) | 4397 |
| Bolt (rear axle cross shaft bearing washer) | 4399 |
| Bolt (rear axle diaphragm cover to housing) | 4A196 |
| Bolt (rear axle differential bearing adjuster lock) | 4A144 |
| Bolt (rear axle differential cap) | 4321 |
| Bolt (rear axle differential carrier to housing) | 4A155, 4377, 4560 |
| Bolt (rear axle differential case) | 4216-7, 4315 |
| Bolt (rear axle drive gear) | 4399 |
| Bolt (rear axle gear shaft bearing cage) | 4397-8 |
| Bolt (rear axle housing cover) | 4346 |
| Bolt (rear axle housing plug) | 4A145 |
| Bolt (rear axle pinion bearing retainer to carrier) | 4560 |
| Bolt (rear axle pinion gear bearing retaining) | 4397 |
| Bolt (rear axle power divider carrier cover) | 4A146 |
| Bolt (rear axle power divider case) | 4347 |
| Bolt (rear axle power divider cover) | 4A140 |
| Bolt (rear axle power divider differential bearing retainer) | 4A145 |
| Bolt (rear axle power divider shift housing) | 4399 |
| Bolt (rear axle shift fork pivot) | 4585 |
| Bolt (rear axle shift fork stop) | 4044 |
| Bolt (rear axle shift housing cover) | 4A198 |
| Bolt (rear axle spur pinion shaft adjusting washer) | 4399 |
| Bolt (rear axle support case) | 4217 |
| Bolt (rear axle torque arm bracket) | 4A153 |
| Bolt (rear axle torque arm compression) | 4382 |
| Bolt (rear axle thru shaft rear bearing cover) | 4399 |
| Bolt (rear brake air chamber carriage) | 2D225 |
| Bolt (rear brake air chamber cover) | 2B463 |
| Bolt (rear brake air chamber release) | 2A472 |
| Bolt (rear brake backing plate) | 2216, 2248 |
| Bolt (rear brake cylinder connection to cylinder) | 2276 |
| Bolt (rear bumper) | 17758 |
| Bolt (rear spring end plate) | 4A205 |
| Bolt (rear spring seat end plate) | 5A571 |
| Bolt (rear spring tie) | 5721 |
| Bolt (rear suspension bar clamp) | 5A611 |
| Bolt (rear suspension bar end lock) | 5A613 |
| Bolt (rear suspension support beam saddle cap) | 5887 |
| Bolt (rear suspension support beam bar) | 5A606 |
| Bolt (rear view outside mirror support bracket) | 17386 |
| Bolt (rear wheel hub) | 1107 |
| Bolt (spare wheel carrier hinge) | 1471 |
| Bolt (spare wheel carrier support) | 1408 |
| Bolt (spare wheel mounting) | 1448 |
| Bolt (spoke wheel rim clamp) | 1151 |
| Bolt (spring clamp front & rear) | 5723 |

| PART NAME | GROUP NUMBER |
|---|--------------|
| B - cont'd. | |
| Bolt (steering column tube flange) | 3641 |
| Bolt (thru alternator) | 10A396 |
| Bolt (thru starter motor) | 11091 |
| Bolt (trans. case) | 7A771 |
| Bolt (trans. case to center support) | 7A291 |
| Bolt (trans. converter cover to impeller housing) | 7964 |
| Bolt (trans. gearshift housing to case) | 7276 |
| Bolt (trans. gearshift selector tube bracket "U") | 7-7330 |
| Bolt (trans. kickdown adjusting) | 7E310 |
| Bolt (trans. main control assy.) | 7D167 |
| Bolt (trans. over running clutch case) | 7D167 |
| Bolt (trans. planetary gears support to case locating) | 7A291 |
| Bolt (trans. rear band servo to case) | 7-7420 |
| Bolt (trans. rocker arm pivot) | 7093 |
| Bolt (trans. shift finger pilot) | 7B366 |
| Bolt (trans. support & bushing to body & gear) | 7964 |
| Bolt (transfer case gearshift lever to bracket) | 7A443 |
| Bolt assy. (eng. oil filter adapter mounting) | 6894 |
| Bolt assy. (front axle spindle arm) | 3A132 |
| Bolt & bushing kit (front wheel spindle) | 3111 |
| Bolt & nut assy. (eng. rear support) | 6047 |
| Bolt & nut kit (rear axle driving gear) | 4982 |
| Bolt & valve assy. (eng. oil filter center) | 6741 |
| Bond (radio frequency interference suppression) | 19A095 |
| Booster assy. (power brake) | 2005 |
| Booster installation kit (power brake) | 2A094 |
| Booster repair kit (power brake) | 2309 |
| Boot (air brake actuating wedge) | 2B202 |
| Boot (air brake pedal to foot control valve) | 2A242 |
| Boot (aux. control cable) | 7B255 |
| Boot (aux. shift cylinder piston rod) | 7309 |
| Boot (brake air chamber) | 2B021 |
| Boot (brake cylinder) | 2206-7 |
| Boot (brake master cylinder) | 2180 |
| Boot (circuit breaker) | 14A241 |
| Boot (clutch master cylinder) | 2180 |
| Boot (clutch master cylinder plunger) | 7A716 |
| Boot (clutch pedal rod) | 7A533 |
| Boot (clutch slave cylinder) | 7A716 |
| Boot (courtesy lamp switch) | 13A759 |
| Boot (parking brake cover) | 7277 |
| Boot (parking brake lever) | 2A713 |
| Boot (parking brake valve cable) | 2A769 |
| Boot (P/S cylinder) | 3C528 |
| Boot (rear axle electric shift control switch) | 4083 |
| Boot (rear axle power divider differential lockout cylinder push rod) | 4498 |
| Boot (rear axle power divider differential lockout shift) | 4460 |
| Boot (starter solenoid yoke) | 11410 |
| Boot (steering column shaft coupling) | 3D510 |
| Boot (trailer stop lamp switch) | 13481 |
| Boot (trans. air cylinder) | 7309 |
| Boot (trans. aux. shift cylinder piston rod) | 7309 |
| Boot (trans. cross shaft) | 7E242 |
| Boot (trans. gearshift lever) | 7277 |



FORD TRUCK PARTS



INDEX

| PART NAME | GROUP NUMBER |
|---|--------------------------|
| B - cont'd. | |
| Boot (trans. gearshift lever to housing) | 7B059, 7B118, 7277 |
| Boot (trans. rear cross shaft) | 7277 |
| Brace (trans. shift control support) | 7B205-6 |
| Boot assy. (accelerator rod) | 9793 |
| Boot kit (brake master cylinder) | 2140 |
| Boot repair kit (wedge brake stop) | 2B213 |
| Boss (eng. oil level indicator) | 6751 |
| Bottom assy. (A/C condenser) | 19C648 |
| Bowl (fuel pump filter) | 9355 |
| Bowl & plugs assy. (carb. float) | 9A507-8 |
| Box assy. (starter motor relay) | 11468 |
| Brace (air cleaner bracket) | 9B611 |
| Brace (air cleaner intake tube to frame) | 9A618 |
| Brace (air compressor) | 2888-9 |
| Brace (alternator mounting) | 10B315 |
| Brace (eng. rear splash shield extension) | 16A580 |
| Brace (front axle pivot bracket) | 3B198 |
| Brace (front fender extension lower) | 16B152-3 |
| Brace (front fender to radiator support) | 16A023-4 |
| Brace (front frame cross member) | 5A095 |
| Brace (fuel tank mounting) | 9A060 |
| Brace (hood latch support) | 16864 |
| Brace (hood stabilizer bracket) | 16C704 |
| Brace (oil bath air cleaner) | 9663 |
| Brace (parking brake lever support) | 2A702 |
| Brace (radiator grille guard) | 8B149 |
| Brace (radiator grille guard to frame) | 8302, 18411 |
| Brace (radiator grille opening panel) | 8B057 |
| Brace (radiator grille opening side panel) | 8B332-3 |
| Brace (radiator lower guard) | 8B276 |
| Brace (radiator support) | 8A293 |
| Brace (radiator support to air cleaner support) | 8090-1 |
| Brace (radiator support to dash) | 8A491, 16746 |
| Brace (radiator support to frame) | 8A364 |
| Brace (radiator surge tank) | 8A451 |
| Brace (rear bumper end step bumper) | 17789 |
| Brace (rear fender) | 16340 |
| Brace (rear view outside mirror arm) | 17B701 |
| Brace (rear view outside mirror support) | 17A734 |
| Brace (running board) | 16544-5 |
| Brace (running board apron panel) | 16466-7 |
| Brace assy. (air cleaner air intake tube) | 9A618 |
| Brace assy. (rear view outside mirror) | 17A733-4 |
| Brace kit (radiator grille guard) | 8302 |
| Bracket (A/C blend door control cable) | 18C434 |
| Bracket (A/C blower motor mounting) | 18564, 19C924 |
| Bracket (A/C blower switch mounting) | 19B624 |
| Bracket (A/C condenser mounting) | 19B594, 19709 |
| Bracket (A/C control cover mounting) | 19C995 |
| Bracket (A/C defroster door control cable) | 18C434 |
| Bracket (A/C dehydrator tank mounting) | 19B437, 19B937 |
| Bracket (A/C evaporator case support) | 19797 |

| PART NAME | GROUP NUMBER |
|--|-----------------|
| B - cont'd. | |
| Bracket (A/C evaporator core upper) | 19A559 |
| Bracket (A/C evaporator outlet duct mounting) | 19B554 |
| Bracket (A/C evaporator thermostat) | 19C741 |
| Bracket (A/C housing mounting) | 18A456 |
| Bracket (A/C outlet duct to sleeping compt.) | 19C863 |
| Bracket (A/C register) | 19B942 |
| Bracket (A/C temperature control cable) | 18A677 |
| Bracket (accelerator bellcrank) | 9730 |
| Bracket (accelerator bellcrank stabilizer front) | 9D703 |
| Bracket (accelerator bellcrank stabilizer rear) | 9D709 |
| Bracket (accelerator bellcrank to intake manifold) | 9A727 |
| Bracket (accelerator cable) | 9728 |
| Bracket (accelerator pedal) | 9A842 |
| Bracket (accelerator pedal detent stop mounting) | 9B723 |
| Bracket (accelerator pedal stop) | 9C818 |
| Bracket (accelerator retracting spring) | 9741 |
| Bracket (accelerator shaft) | 9728 |
| Bracket (accelerator shaft housing brace) | 9B722 |
| Bracket (accelerator shaft to dash) | 9A762 |
| Bracket (air brake pedal arm bumper) | 2448 |
| Bracket (air brake pedal to floor) | 2467 |
| Bracket (air brake quick release valve mounting tractor equipment) | 2A268 |
| Bracket (air brake quick release valve to frame cross member) | 2A279 |
| Bracket (air brake tube support) | 2A275 |
| Bracket (air by-pass valve) | 9B290 |
| Bracket (air cleaner) | 9B609 |
| Bracket (air cleaner air duct support) | 9B625 |
| Bracket (air cleaner horn) | 9C649 |
| Bracket (air cleaner intake tube) | 5277 |
| Bracket (air cleaner intake tube brace to frame) | 9C685 |
| Bracket (air cleaner intake tube upper) | 9C685 |
| Bracket (air cleaner mounting) | 9626 |
| Bracket (air cleaner support) | 9A627 |
| Bracket (air compressor adjusting) | 2883 |
| Bracket (air compressor belt idler adjusting pulley) | 2877 |
| Bracket (air compressor governor mounting) | 2929 |
| Bracket (air compressor to cylinder block) | 2882 |
| Bracket (air compressor to manifold) | 2886 |
| Bracket (air compressor tube) | 2A886 |
| Bracket (alternator belt adjusting arm support) | 10156 |
| Bracket (alternator bottom) | 10157, 10342 |
| Bracket (alternator heat shield) | 10B312 |
| Bracket (alternator mounting) | 10039, 10337 |
| Bracket (alternator mounting front) | 10156 |
| Bracket (alternator mounting top) | 10153 |
| Bracket (alternator regulator mounting) | 10337 |
| Bracket (alternator top) | 10342 |
| Bracket (anti-backfire valve) | 9B290 |
| Bracket (aux. spring) | 5700 |
| Bracket (aux. trans. mounting front) | 7A311, 7970 |
| Bracket (aux. trans. shift control lever) | 7B013 |
| Bracket (aux. trans. support frame front & rear) | 7B047, 7967 |
| Bracket (backup lamp switch mounting) | 15517 |



INDEX

| PART NAME | GROUP NUMBER | PART NAME | GROUP NUMBER |
|--|------------------|--|--------------------|
| B - cont'd. | | B - cont'd. | |
| Bracket (battery cable) | 10A779 | Bracket (clamp to support) | 5277 |
| Bracket (battery clamp bolt) | 10A691 | Bracket (clutch master cylinder mounting) | 7A621 |
| Bracket (battery hold down clamp to cowl top) | 10A705 | Bracket (clutch master cylinder support) | 7A658 |
| Bracket (battery support front) | 10753 | Bracket (clutch pedal) | 2467 |
| Bracket (belt idler pulley) | 8680 | Bracket (clutch pedal assist spring) | 7535, 7A644 |
| Bracket (body lift pump) | 5C362 | Bracket (clutch pedal bumper) | 7504, 7A530 |
| Bracket (body side lamp) | 15B421 | Bracket (clutch release bearing hub retracting spring) | 7B603 |
| Bracket (brake air chamber support) | 2A499 | Bracket (clutch release equalizer bar retracting spring) | 7542 |
| Bracket (brake air pressure gauge) | 10K852 | Bracket (clutch release equalizer lower) | 7A576 |
| Bracket (brake air reservoir mounting upper) | 2320 | Bracket (clutch release shaft) | 7B598 |
| Bracket (brake air supply manifold) | 2B407 | Bracket (clutch slave cylinder mounting) | 7A544 |
| Bracket (brake booster control valve) | 2B349 | Bracket (compressor mounting) | 10337 |
| Bracket (brake booster tube protector) | 2B405 | Bracket (coupling shaft support plate) | 4691 |
| Bracket (brake check valve) | 2A772 | Bracket (courtesy lamp switch) | 13B756 15595 |
| Bracket (brake compressor rear) | 2889 | Bracket (distributor terminal housing clamp) | 12359 |
| Bracket (brake hose connection mounting) | 2B215 | Bracket (dome lamp mounting) | 13763 |
| Bracket (brake hose location) | 2K340 | Bracket (emergency warning device mounting) | 13351 |
| Bracket (brake line support) | 2A051 | Bracket (emergency warning flasher switch mounting) | 15595 |
| Bracket (brake master cylinder) | 2280 | Bracket (eng. air cleaner) | 9C613, 9A696 |
| Bracket (brake master cylinder push rod bellcrank) | 2B353 | Bracket (eng. air cleaner lower) | 9B669 |
| Bracket (brake pedal) | 2467 | Bracket (eng. brake tube clip) | 6A662 |
| Bracket (brake pedal assist spring) | 7535, 7A644 | Bracket (eng. cable & tube mounting) | 6A662 |
| Bracket (brake reservoir mounting) | 2A206 | Bracket (eng. crankcase vent hose clip) | 6788 |
| Bracket (brake reservoir strap) | 2B217 | Bracket (eng. crankcase vent tube) | 6788 |
| Bracket (brake tube connector mounting) | 2A029 | Bracket (eng. front support) | 5057-8, 6028-30 |
| Bracket (brake tube support) | 2A275, 2A314 | Bracket (eng. front support insulator) | 6046 |
| Bracket (brake vacuum pump) | 2A452 | Bracket (eng. oil filler support) | 6786 |
| Bracket (cab counterbalance) | 5473 | Bracket (eng. oil filter by-pass mounting) | 6728 |
| Bracket (cab counterbalance spring mounting) | 5A121 | Bracket (eng. oil filter hose support) | 6A662 |
| Bracket (cab forward hinge) | 5001-2, 5A118 | Bracket (eng. oil level indicator tube) | 6786 |
| Bracket (cab lift pump) | 5C362 | Bracket (eng. oil pan to intake pipe) | 5277 |
| Bracket (cab lock cam striker) | 5A159 | Bracket (eng. rear splash shield) | 16A584 |
| Bracket (cab lock camshaft control arm handle pivot) | 5A390 | Bracket (eng. rear support) | 6096 |
| Bracket (cab lock control) | 5B124 | Bracket (eng. rear support to frame) | 6A067 |
| Bracket (cab lock hook) | 5A161 | Bracket (eng. stabilizer bumper) | 6B042 |
| Bracket (cab mounting frame side member front) | 5A395 | Bracket (eng. starter fuel injection control) | 9J595 |
| Bracket (cab mounting frame side member rear) | 5A396 | Bracket (eng. support mounting rear) | 5090 |
| Bracket (cab mounting insulator) | 5B353 | Bracket (eng. valve rocker arm oil outlet tube) | 6575 |
| Bracket (cab rear support) | 5B362 | Bracket (eng. valve rocker arm shaft inlet oil tube) | 6574 |
| Bracket (cab to cab lock) | 5B365 | Bracket (eng. valve rocker arm shaft outlet oil tube) | 6574 |
| Bracket (cab to frame) | 5110 | Bracket (exhaust air supply pump air cleaner outer) | 9B453 |
| Bracket (carb. air cleaner horn support) | 9C610 | Bracket (exhaust air supply pump mounting) | 9B450 |
| Bracket (carb. air cleaner support rear) | 9C609 | Bracket (exhaust air supply pump rear) | 9B463 |
| Bracket (carb. air cleaner to compressor hose) | 2A888 | Bracket (exhaust air supply tube) | 9B481 |
| Bracket (carb. dashpot mounting) | 9B550 | Bracket (exhaust pipe to frame) | 5A206 |
| Bracket (carb. float bowl vent) | 9E520 | Bracket (extension pipe to frame) | 5A206 |
| Bracket (carb. float pendulum) | 9H546 | Bracket (extension to frame) | 5A246, 5277 |
| Bracket (carb. throttle emission control solenoid) | 9J586 | Bracket (fan mounting) | 8632 |
| Bracket (carb. throttle return spring) | 9B728 | Bracket (fan shroud) | 8149 |
| Bracket (carb. throttle wire) | 9595 | | |
| Bracket (cargo lamp mounting) | 13763 | | |
| Bracket (cargo lamp switch) | 15595 | | |
| Bracket (circuit breaker mounting) | 14A066 | | |

FORD TRUCK PARTS



INDEX

| PART NAME | GROUP NUMBER |
|--|--------------------|
| B - cont'd. | |
| Bracket (frame to body) | 5077-8 |
| Bracket (frame to body rear) | 5084 |
| Bracket (frame to pickup box) | 5081 |
| Bracket (frame to spare wheel carrier) | 1453 |
| Bracket (front axle mounting pivot) | 3B178 |
| Bracket (front brake air chamber) | 2306 |
| Bracket (front brake hose support) | 2082 |
| Bracket (front bumper) | 17752-3 |
| Bracket (front fender apron rear mounting)-lower | 16B204 |
| Bracket (front fender apron to radiator support) | 16219 |
| Bracket (front fender mounting front) | 16C198 |
| Bracket (front fender mounting rear) | 16C078-9 |
| Bracket (front fender rear splash shield) | 16264-5 |
| Bracket (front fender support) | 5B104, 16A142-3 |
| Bracket (front fender to cowl side) | 16A165 |
| Bracket (front fender upper extension to dash brace) | 16C020 |
| Bracket (front license plate mounting) | 17A385 |
| Bracket (front reflector mounting) | 13A078 |
| Bracket (front shock absorber upper) | 18A008-9, 18035 |
| Bracket (front spring shackle) | 5335-41 |
| Bracket (front spring wind-up bumper) | 5426 |
| Bracket (front suspension radius arm mounting) | 3B095, 3B277 |
| Bracket (front suspension track bar mounting) | 3A093 |
| Bracket (front wheel splash shield) | 16586 |
| Bracket (fuel filter) | 9180 |
| Bracket (fuel injection pump) | 9B552 |
| Bracket (fuel injection pump control assist spring) | 9F548 |
| Bracket (fuel injection pump lever) | 9J587 |
| Bracket (fuel injector control bellcrank) | 9J572 |
| Bracket (fuel injector control cable) | 9J573 |
| Bracket (fuel pressure indicator) | 9C326 |
| Bracket (fuel primer pump mounting) | 9A410 |
| Bracket (fuel shut-off control mounting) | 9764 |
| Bracket (fuel tank filler pipe) | 9040 |
| Bracket (fuel tank insulator mounting) | 9258 |
| Bracket (fuel tank leveling hose support) | 9B013, 9B079 |
| Bracket (fuel tank retaining) | 9146 |
| Bracket (fuel tank selector switch mounting) | 9A160 |
| Bracket (fuel tank selector valve) | 9142 |
| Bracket (fuel tank selector valve control cable) | 9A045 |
| Bracket (fuel tank skid plate) | 9A157 |
| Bracket (fuel tank support) | 9A004-5 |
| Bracket (fuel tank support rear) | 9A041 |
| Bracket (fuel tube clip) | 9338 |
| Bracket (fuel vapor expansion tank tube) | 9A260 |
| Bracket (generator adjusting) | 10284 |
| Bracket (generator mounting) | 10039, 10151 |
| Bracket (generator mounting front) | 10156 |
| Bracket (generator mounting top) | 10153 |
| Bracket (generator regulator mounting) | 10504 |
| Bracket (grille guard brace) | 8B293-4 |
| Bracket (headlamp dimmer control mounting) | 13655 |
| Bracket (headlamp door mounting) | 13A116 |
| Bracket (headlamp guard & radiator grille hinge support) | 18417 |

| PART NAME | GROUP NUMBER |
|---|-------------------------|
| B - cont'd. | |
| Bracket (headlamp guard & radiator grille mounting) | 18413 |
| Bracket (heater blend door control cable) | 18C434 |
| Bracket (heater blower motor mounting) | 18564, 18C615 |
| Bracket (heater control instrument panel mounting) | 18B358 |
| Bracket (heater core support) | 18K264 |
| Bracket (heater defroster door control cable) | 18C434 |
| Bracket (heater hose clamp support) | 11994 |
| Bracket (heater hose support) | 18481 |
| Bracket (heater housing mounting) | 18A456 |
| Bracket (heater temperature control cable) | 18A677 |
| Bracket (hood bumper mounting) | 16A714 |
| Bracket (hood bumper retainer) | 16B664 |
| Bracket (hood check cable storage spring) | 16B928 |
| Bracket (hood latch release rod catch front) | 16B644-5 |
| Bracket (hood latch release rod catch rear) | 16B642-3 |
| Bracket (hood rod support mounting) | 16A932 |
| Bracket (hood stabilizer) | 16B702 |
| Bracket (ignition cable mounting) | 12111-2 |
| Bracket (ignition current amplifier) | 12A072 |
| Bracket (inlet pipe) | 5260-1, 5277 |
| Bracket (inlet pipe to cab) | 5291 |
| Bracket (inlet pipe to frame) | 5A246 |
| Bracket (instrument cluster ammeter mounting) | 10847 |
| Bracket (instrument cluster mounting) | 10879 |
| Bracket (instrument panel control) | 10C935 |
| Bracket (instrument panel to trailer lamp wiring support) | 14536 |
| Bracket (intake manifold tube support) | 9B470 |
| Bracket (interior lamp mounting) | 13763 |
| Bracket (junction block) | 14A298 |
| Bracket (lamp switch) | 13B756 |
| Bracket (marker lamp mounting) | 15444 |
| Bracket (muffler) | 5260-1 |
| Bracket (muffler inlet pipe front) | 5B245 |
| Bracket (muffler inlet pipe upper) | 5291 |
| Bracket (muffler outlet pipe) | 5259, 5B270 |
| Bracket (muffler outlet pipe support) | 5277 |
| Bracket (muffler outlet pipe upper) | 5A235 |
| Bracket (muffler pipe to frame) | 5A206 |
| Bracket (muffler support) | 5A204-5, 5277 |
| Bracket (muffler to frame) | 5A204-5, 5A246 |
| Bracket (outlet pipe) | 5260-1, 5277 |
| Bracket (outlet pipe to cab) | 5A257 |
| Bracket (outlet pipe to frame) | 5A206, 5271 |
| Bracket (overdrive manual control handle & cable) | 7A215 |
| Bracket (parking brake air control valve) | 2A730 |
| Bracket (parking brake cable) | 2530-1 |
| Bracket (parking brake cable clip) | 2A751 |
| Bracket (parking brake cable support) | 2649 |
| Bracket (parking brake control mounting) | 2A687, 2795, 2836 |



INDEX

| PART NAME | GROUP NUMBER | PART NAME | NUMB |
|--|-----------------|--|--------------------|
| B - cont'd. | | B - cont'd. | |
| Bracket (parking brake drum guard) | 2A786 | Bracket (rear bumper mounting outer) | 17A881 |
| Bracket (parking brake equalizer) | 2631 | Bracket (rear bumper step) | 17B965 |
| Bracket (parking brake support) | 2A696 | Bracket (rear lamp) | 13469-71 |
| Bracket (parking brake to trans. case) | 2654 | Bracket (rear license lamp) | 13423 |
| Bracket (parking lamp mounting) | 13220, 13256 | Bracket (rear license plate) | 13406 |
| Bracket (power brake booster mounting) | 2031-2 | Bracket (rear reflector mounting) | 13A527 |
| Bracket (P/S cylinder mounting) | 3A652 | Bracket (rear shock absorber lower) | 18132-3 |
| Bracket (P/S cylinder to idler arm) | 3B617 | Bracket (rear shock absorber to frame) | 18A045 |
| Bracket (P/S gear housing mounting) | 3C694 | Bracket (rear shock absorber upper) | 18035, 18192 |
| Bracket (P/S hose) | 3C510 | Bracket (rear spring rebound) | 5A596 |
| Bracket (P/S hose insulator) | 3A611 | Bracket (rear spring shackle) | 5775 |
| Bracket (P/S oil cooler) | 3D744 | Bracket (rear suspension arm hanger) | 5897-8 |
| Bracket (P/S pump adjusting) | 3A732 | Bracket (rear suspension frame) | 5961 |
| Bracket (P/S pump mounting) | 3490 | Bracket (rear suspension support beam) | 5A516-7 |
| Bracket (P/S pump support) | 3562 | Bracket (rear suspension support beam stop) | 5A518 |
| Bracket (P/S reservoir oil filler tube) | 3F525 | Bracket (rear view inside mirror) | 17698 |
| Bracket (P/S steering gear mounting) | 3E552 | Bracket (rear view outside mirror) | 17B713-5, 17727 |
| Bracket (radiator grille & headlamp guard hinge support) | 18417 | Bracket (rear view outside mirror arm) | 17C687-8 |
| Bracket (radiator grille & headlamp guard mounting) | 18413 | Bracket (rear view outside mirror support mounting) | 17B694 |
| Bracket (radiator grille guard) | 8B148 | Bracket (rear wheel parking brake cable to instrument panel) | 2A474 |
| Bracket (radiator grille lower) | 8A123 | Bracket (rear wheel parking brake tube connector) | 2A738 |
| Bracket (radiator grille lower panel) | 8A220 | Bracket (running board brace pedal) | 16575 |
| Bracket (radiator grille mounting) | 8232 | Bracket (running board front) | 16462-3, 16470 |
| Bracket (radiator lower guard) | 8B278 | Bracket (running board rear) | 16470, 16486-7 |
| Bracket (radiator mounting) | 5073-4 | Bracket (speed sensor mounting) | 9E719 |
| Bracket (radiator support mounting) | 5069-70 | Bracket (speedo. adapter) | 17335 |
| Bracket (radiator shutter assy. mounting) | 8A101-2 | Bracket (speedo. cable support) | 17263 |
| Bracket (radiator shutter control air filter) | 8473 | Bracket (speedo. mounting) | 17A273 |
| Bracket (radiator shutter control thermostat hose) | 8A481 | Bracket (spotlight) | 15305 |
| Bracket (radiator shutter control thermostat to air cylinder tube) | 8A092 | Bracket (stabilizer bar mounting) | 5486 |
| Bracket (radiator supply tank tube) | 8A357 | Bracket (stabilizer bar) | 5486 |
| Bracket (radiator support) | 8A273-4 | Bracket (starter motor relay mounting) | 11509, 14A301 |
| Bracket (radiator support to frame) | 8A291 | Bracket (starting fluid reservoir mounting) | 9A151 |
| Bracket (radio control bezel) | 19A121 | Bracket (steering arm stop) | 3C653 |
| Bracket (radio receiver mounting) | 18888 | Bracket (steering column to instrument panel) | 3678 |
| Bracket (radio speaker mounting) | 18815 | Bracket (steering shock absorber) | 3E652-3 |
| Bracket (rear air brake relay valve) | 2A491 | Bracket (stereo tape player mounting) | 19A055 |
| Bracket (rear axle bumper) | 4731 | Bracket (stop lamp switch mounting) | 13A439, 13A629 |
| Bracket (rear axle control valve mounting) | 4077 | Bracket (tachometer cable) | 17361 |
| Bracket (rear axle power divider differential lockout control) | 4483 | Bracket (tachometer mounting) | 17368 |
| Bracket (rear axle power divider differential lockout control valve) | 4533 | Bracket (terminal housing clamp) | 12359 |
| Bracket (rear axle power divider differential lockout coupling hose to cylinder hose tube) | 4487 | Bracket (throttle control cable) | 9A866 |
| Bracket (rear axle power divider differential lockout cylinder) | 4489 | Bracket (tow hook mounting) | 17B787 |
| Bracket (rear axle power divider differential lockout shift) | 4453 | Bracket (trailer brake air hose connector mounting) | 2954 |
| Bracket (rear axle shift control valve) | 4A163 | Bracket (trailer brake air hose return spring) | 2959 |
| Bracket (rear axle torque arm) | 4526 | Bracket (trailer brake air hose support) | 2533, 2953 |
| Bracket (rear axle torque arm to frame) | 5883 | Bracket (trailer brake air protector valve mounting) | 2527 |
| Bracket (rear brake hose support) | 2073 | | |
| Bracket (rear bumper mounting inner) | 17B918 | | |

FORD TRUCK PARTS



INDEX

| PART NAME | GROUP NUMBER | PART NAME | GROUP NUMBER |
|---|-----------------|---|-------------------|
| B - cont'd. | | B - cont'd. | |
| Bracket (trailer brake hose mounting) | 2A080 | Bracket (windshield wiper pivot shaft mounting) | 17479 |
| Bracket (trailer lamp plug mounting) | 13A496 | Bracket (wiring clip) | 14A284 |
| Bracket (trans. air filter) | 7B333, 7B367 | Bracket (wiring shield) | 14A217 |
| Bracket (trans. aux. air filter) | 7345 | Bracket assy. (A/C control mounting) | 19A884 |
| Bracket (trans. aux. regulator valve & air filter) | 7B333 | Bracket assy. (A/C evaporator case mounting) | 19A822, 19A865 |
| Bracket (trans. aux. shift control valve) | 7D212 | Bracket assy. (accelerator cable) | 9723 |
| Bracket (trans. aux. valve air filter) | 7B333 | Bracket assy. (accelerator to shaft housing) | 9A882 |
| Bracket (trans. control cable) | 7B229 | Bracket assy. (air shut-off control) | 9764 |
| Bracket (trans. control selector arm mounting) | 7B017-8 | Bracket assy. (aux. trans. mounting front & rear) | 7A047 |
| Bracket (trans. control selector cable) | 7E364 | Bracket assy. (brake booster lever pivot) | 2B311 |
| Bracket (trans. control selector shift cable) | 7B019, 7634 | Bracket assy. (brake hose manifold) | 2B197 |
| Bracket (trans. control selector stop) | 7967 | Bracket assy. (brake pedal link & lever) | 2031 |
| Bracket (trans. control shaft) | 7B229 | Bracket assy. (brake tube support) | 2B358 |
| Bracket (trans. control to accelerator shaft) | 7A296 | Bracket assy. (camper trailer plug hanger) | 13A514 |
| Bracket (trans. end shift cable) | 7A215 | Bracket assy. (carb. air shroud support) | 9C670 |
| Bracket (trans. forward & reverse shift control) | 7A147 | Bracket assy. (carb. choke control) | 9595 |
| Bracket (trans. gearshift idler lever) | 7205 | Bracket assy. (carb. throttle control) | 9764 |
| Bracket (trans. gearshift lever housing) | 7E318 | Bracket assy. (clutch idler bellcrank lever pivot) | 7B587 |
| Bracket (trans. gearshift lever spring) | 7E112 | Bracket assy. (clutch release equalizer eng.) | 7A572 |
| Bracket (trans. gearshift tube & steering column) | 7317-8 | Bracket assy. (clutch release equalizer to frame) | 7507 |
| Bracket (trans. oil cooler mounting) | 7B142 | Bracket assy. (control shaft spring lever) | 9C795 |
| Bracket (trans. oil cooler mounting front) | 7B142 | Bracket assy. (emergency warning flasher switch mounting) | 15B597 |
| Bracket (trans. oil cooler mounting rear) | 7B143 | Bracket assy. (fog lamp mounting) | 15266 |
| Bracket (trans. oil cooler tube) | 7B147 | Bracket assy. (frame to body) | 5A112-3 |
| Bracket (trans. oil filler tube) | 7A229 | Bracket assy. (front bumper) | 17B749-50 |
| Bracket (trans. overdrive control) | 7A653 | Bracket assy. (front shock absorber lower) | 18112-3 |
| Bracket (trans. rear support frame) | 7B047, 7A255 | Bracket assy. (front shock absorber to frame upper) | 18183-4 |
| Bracket (trans. rear support to frame side member) | 7960 | Bracket assy. (fuel shut-off & cold start control) | 9764 |
| Bracket (trans. regulator valve) | 7B333 | Bracket assy. (fuel tank) | 9045-6 |
| Bracket (trans. remote control cable mounting) | 7B116 | Bracket assy. (fuel tank leveling hose support) | 9A081 |
| Bracket (trans. remote control cable rear support) | 7B121 | Bracket assy. (fuse junction panel mounting) | 14A298 |
| Bracket (trans. retarder cable) | 7A215 | Bracket assy. (headlamp adjusting nut) | 13021 |
| Bracket (trans. retarder cable rear) | 7997 | Bracket assy. (heater blower mounting) | 18535 |
| Bracket (trans. retarder cable to frame) | 7-7961 | Bracket assy. (heater control mounting) | 18531 |
| Bracket (trans. shift control mounting) | 7B014-5 | Bracket assy. (heater mounting) | 18A456 |
| Bracket (trans. shift control rod) | 7A371, 7799 | Bracket assy. (parking brake cable support) | 2A669 |
| Bracket (trans. shift control spring) | 7B123 | Bracket assy. (radio suppression shield) | 19A154 |
| Bracket (trans. support) | 7108 | Bracket assy. (radiator grille opening side panel mounting) | 8A214 |
| Bracket (trans. support rear) | 7B152 | Bracket assy. (radiator shutter) | 8A177 |
| Bracket (trans. to front support) | 7B047 | Bracket assy. (radiator supply tank mounting) | 8A082 |
| Bracket (transfer case control lever) | 7A147 | Bracket assy. (radiator to radiator support assy.) | 8A387-8 |
| Bracket (transfer case mounting) | 7A444 | Bracket assy. (rear air brake camshaft) | 2310-1 |
| Bracket (turn indicator flasher mounting) | 13351 | Bracket assy. (rear axle shift chamber) | 4155 |
| Bracket (vacuum gauge mounting) | 9C497 | Bracket assy. (rear brake shoe anchor) | 2A497-8 |
| Bracket (volt meter indicator mounting) | 10847 | Bracket assy. (rear lamp to frame) | 13433 |
| Bracket (warning stop lamp mounting) | 13351 | Bracket assy. (rear shock absorber upper) | 18169 |
| Bracket (warning stop lamp switch) | 13B756 | Bracket assy. (relay mounting air starter) | 14A323 |
| Bracket (water filter mounting) | 8A425 | Bracket assy. (speedo. adapter) | 17B267 |
| Bracket (water temperature indicator lamp relay) | 10B868 | Bracket assy. (spotlight) | 15320 |
| Bracket (windshield washer reservoir mounting) | 17614, 17651 | Bracket assy. (steering column support) | 3B139 |
| Bracket (windshield wiper motor mounting) | 17496-7 | Bracket assy. (steering gear housing) | 3C693 |
| | | Bracket assy. (tilt cab locking cable) | 5332 |
| | | Bracket assy. (trailer lamp plug hanger) | 13484 |
| | | Bracket assy. (trans. aux. air valve spring guide) | 7313 |
| | | Bracket assy. (trans. end shift cable) | 7E381 |
| | | Bracket assy. (trans. forward & reverse shift control cable) | 7C253 |



Click Here To Order

BUY IT NOW!



INDEX

| PART NAME | GROUP NUMBER | PART NAME | GROUP NUMBER |
|---|-----------------|--|---------------------------|
| B - cont'd. | | B - cont'd. | |
| Bracket assy. (trans. gearshift tube) | 7317-8 | Bumper (front) | 17750, 17757 |
| Bracket assy. (trans. retarder control valve lever) | 7928 | Bumper (front axle) | 3019-20, 5783 |
| Bracket assy. (turn indicator mounting) | 13K025 | Bumper (front spring) | 5460 |
| Bracket assy. (windshield wiper pivot shaft mounting) | 17B461 | Bumper (hood) | 16758, 16763 |
| Bracket assy. (wiring shield mounting) | 14A226 | Bumper (hood latch) | 16993 |
| Bracket & insulator (muffler outlet pipe) | 5260-1 | Bumper (rear) | 17906 |
| Bracket & insulator assy. (muffler inlet pipe) | 5A246 | Bumper (rear axle) | 3019-20, 4730, 5783 |
| Bracket & insulator kit (muffler outlet pipe) | 5260 | Bumper (rear axle switch actuator) | 4A120 |
| Bracket & lever assy. (parking brake) | 2A711 | Bumper (rear step) | 17906 |
| Bracket & pad assy. (compass mounting) | 19A267 | Bumper (tailgate) | 16993 |
| Bracket & spring assy. (horn) | 13830-1 | Bumper assy. (cab mounting rear) | 5A160 |
| Bracket & strap assy. (fuel vapor storage canister) | 9D664 | Bumper assy. (front spring wind-up or axle) | 5425 |
| Bracket & stud assy. (rear shock absorber lower) | 18108-9 | Bumper assy. (hood hinge) | 16C638-9 |
| Bracket & switch assy. (backup lamp) | 15520 | Bumper guard kit (front) | 17996 |
| Bracket & tee assy. (brake booster tube) | 2B503 | Bumper guard kit (front or rear) | 17858 |
| Brake (starter motor drive) | 11A018 | Bus bar (relay to circuit breaker) | 14A258 |
| Brake assy. (front wheel) | 2010-1 | Bus bar assy. (accessory feed) | 14A033 |
| Brake assy. (rear wheel) | 2209-10 | Bushing (accelerator pedal hinge) | 9873 |
| Brake adjuster bolt repair kit (front air) | 2090 | Bushing (accelerator pedal lever pivot) | 9C805 |
| Brake adjuster retaining washer kit (rear air) | 2130 | Bushing (accelerator shaft) | 9A763 |
| Brake booster kit (check valve & end cap) | 2178 | Bushing (alternator mounting) | 10B310 |
| Brake caliper repair kit (front wheel) | 2120 | Bushing (alternator rectifier insulator) | 10A381 |
| Brake caliper support repair kit (front wheel) | 2120 | Bushing (brake air chamber rod) | 2C463 |
| Brake repair kit (front wedge actuated air) | 2B209 | Bushing (brake booster) | 2372 |
| Brake repair kit (rear wedge actuated air) | 2B214 | Bushing (brake master cylinder) | 2474 |
| Brake repair kit (rear wheel parking) | 2A753 | Bushing (brake master cylinder push rod) | 2A309 |
| Brake shoe & lining assy. (front) | 2018-9 | Bushing (brake pedal) | 2461, 2471, 7526 |
| Brake shoe & lining assy. (rear) | 2218-9 | Bushing (brake pedal bracket) | 2470 |
| Brake shoe & lining kit | 2001, 2200 | Bushing (brake shoe anchor pin) | 2028, 2B087 |
| Brake shoe lining kit | 2007 | Bushing (brake vacuum booster plunger guide) | 2A386 |
| Brake shoe lining kit (front & rear hydraulic) | 2007 | Bushing (brake vacuum booster push rod) | 2385 |
| Breaker assy. (distributor) | 12151 | Bushing (brake vacuum pump rotor shaft) | 2A569 |
| Breaker assy. (electrical circuit) | 14526 | Bushing (cab forward hinge bracket) | 5A371 |
| Breaker assy. (electrical circuit glass tube) | 14526 | Bushing (carb. accelerator pump overtravel spring) | 9F569 |
| Breaker assy. (fusible link wire type) | 14526 | Bushing (carb. choke thermostat lever) | 9851 |
| Breather assy. (flywheel mounted P.T.O.) | 7A693 | Bushing (carb. throttle control lever) | 9C781 |
| Breather assy. (rear axle) | 7034 | Bushing (carb. throttle shaft) | 9B508 |
| Brush (alternator) | 10347 | Bushing (clutch master cylinder) | 2474 |
| Brush (starter motor) | 11055-6 | Bushing (clutch master cylinder control shaft) | 7A702 |
| Brush assy. (alternator) | 10347 | Bushing (clutch pedal) | 2461, 2471, 7526 |
| Brush assy. (horn blowing ring) | 13A821 | Bushing (clutch pedal bellcrank lever) | 7B586 |
| Brush assy. (horn blowing ring contact) | 13A824 | Bushing (clutch pedal shaft) | 7508 |
| Brush & holder (A/C compressor) | 2979 | Bushing (clutch pedal to idler lever rod) | 7526 |
| Brush holder & bracket assy. (alternator) | 10051 | Bushing (clutch pedal to underbody) | 7A578 |
| Brush set (generator) | 10043, 10069 | Bushing (clutch release cross shaft) | 7A615 |
| Brush set (starter motor) | 11057 | Bushing (clutch release equalizer shaft) | 7517 |
| Brush & spring set (alternator) | 10347 | Bushing (clutch release shaft) | 7508 |
| Brush & terminal assy. (windshield wiper motor) | 17B566 | Bushing (distributor housing) | 12120 |
| Brush & terminal set (alternator) | 10347 | Bushing (distributor housing lower) | 12132 |
| Bulb (fog or roadlamps) | 15220 | Bushing (distributor pilot bore) | 12367 |
| Bulb (lamp) | 13465-6 | | |
| Bulb (sealed beam) | 15330 | | |
| Bulb assy. (headlamp sealed beam) | 13007 | | |
| Bumper (brake vacuum booster push rod) | 2A366 | | |
| Bumper (clutch & brake pedal) | 7583 | | |

FORD TRUCK PARTS



INDEX

| PART NAME | GROUP NUMBER |
|--|-------------------|
| B - cont'd. | |
| Bushing (distributor primary terminal screw outer) | 12233 |
| Bushing (end) | 5A598 |
| Bushing (eng. connecting rod) | 6207 |
| Bushing (eng. governor shaft) | 18219 |
| Bushing (eng. governor throttle control shaft) | 18226 |
| Bushing (eng. oil pump body) | 6612 |
| Bushing (eng. tappet bore) | 6076 |
| Bushing (eng. valve guide) | 6510 |
| Bushing (exhaust thermostat control valve) | 9462 |
| Bushing (front air brake camshaft) | 2290 |
| Bushing (front axle mounting pivot) | 3B177 |
| Bushing (front shock absorber) | 18017, 18197 |
| Bushing (front spring) | 5348 |
| Bushing (front spring shackle bracket) | 5344 |
| Bushing (front suspension track bar) | 3A116 |
| Bushing (front suspension upper arm ball joint adjusting) | 3B049 |
| Bushing (front wheel spindle) | 3109-10 |
| Bushing (fuel pump rocker arm) | 9389 |
| Bushing (generator terminal screw insulating) | 10202 |
| Bushing (instrument cluster terminal) | 14603 |
| Bushing (lockout hub) | 1A023 |
| Bushing (P/S control valve spool) | 3-3316 |
| Bushing (P/S cylinder mounting) | 3C527 |
| Bushing (P/S hydraulic control valve) | 3-3706, 3-3709 |
| Bushing (radiator & headlamp guard latch inner) | 8B490 |
| Bushing (radiator & headlamp guard latch outer) | 8B488 |
| Bushing (rear air brake camshaft or carrier plate) | 2237 |
| Bushing (rear axle differential bearing adjuster lock) | 4156 |
| Bushing (rear axle electric shift automatic switch to housing) | 4108 |
| Bushing (rear axle power divider case) | 4575 |
| Bushing (rear axle power divider cluster gear) | 4437-8 |
| Bushing (rear axle power divider drive gear) | 4A096 |
| Bushing (rear axle power divider output shaft) | 4454 |
| Bushing (rear axle power divider pinion gear) | 4422 |
| Bushing (rear axle shift housing cover) | 4A197 |
| Bushing (rear axle shift push rod) | 4394 |
| Bushing (rear axle sliding clutch shaft) | 4103 |
| Bushing (rear axle torque arm) | 4381 |
| Bushing (rear axle torque arm ball) | 4A126 |
| Bushing (rear axle two speed shift) | 4394 |
| Bushing (rear shock absorber) | 18017, 18197 |
| Bushing (rear spring) | 5781 |
| Bushing (rear spring seat) | 5A557 |
| Bushing (rear spring seat pivot) | 5790 |
| Bushing (rear suspension support beam) | 5A593 |
| Bushing (rear suspension support beam stud) | 5854 |
| Bushing (speedo. drive gear) | 17K253 |
| Bushing (speedo. driven gear) | 17277, 17323 |
| Bushing (spring) | 5781 |
| Bushing (spring shackle) | 5791 |
| Bushing (starter motor brush end plate) | 11052 |

| PART NAME | GROUP NUMBER |
|---|-----------------|
| B - cont'd. | |
| Bushing (starter motor drive end housing) | 11135 |
| Bushing (starter motor drive housing) | 11A081 |
| Bushing (starter motor field terminal insulator) | 11107 |
| Bushing (starter motor lever housing) | 11142 |
| Bushing (starter motor mounting bolt) | 11186 |
| Bushing (starter motor rear end plate) | 11135 |
| Bushing (steering column shaft) | 3C773 |
| Bushing (steering gear housing sector shaft) | 3576 |
| Bushing (steering idler arm shaft) | 5A370 |
| Bushing (trans. adapter plate alignment) | 7A702 |
| Bushing (trans. case) | 7025 |
| Bushing (trans. center support) | 7A132 |
| Bushing (trans. clutch housing pedal shaft) | 7508 |
| Bushing (trans. control idler lever) | 7-7481 |
| Bushing (trans. control selector arm) | 7343 |
| Bushing (trans. control shaft to trans. rod) | 7A440 |
| Bushing (trans. converter cover to input shaft) | 7951 |
| Bushing (trans. converter stator support) | 7B261 |
| Bushing (trans. cross shaft tube) | 7808 |
| Bushing (trans. extension housing) | 7A034 |
| Bushing (trans. front brake drum & secondary sun gear rear) | 7B262 |
| Bushing (trans. front clutch hub) | 7E059 |
| Bushing (trans. front oil pump) | 7B258 |
| Bushing (trans. front oil pump drive gear) | 7B259 |
| Bushing (trans. front planetary carrier) | 7D268 |
| Bushing (trans. front pump support) | 7B261 |
| Bushing (trans. front pump support rear) | 7D018 |
| Bushing (trans. front support stator shaft) | 7B261 |
| Bushing (trans. gearshift idler levers to shift rods) | 7343 |
| Bushing (trans. gearshift idler lever to shaft) | 7C143 |
| Bushing (trans. gearshift lever shaft) | 7335 |
| Bushing (trans. gearshift selector arm) | 7A133 |
| Bushing (trans. gearshift selector arm insulator) | 7343 |
| Bushing (trans. gearshift selector tube) | 7335 |
| Bushing (trans. gearshift tube) | 7335 |
| Bushing (trans. high clutch housing) | 7D258 |
| Bushing (trans. high splitter clutch housing & gear assy.) | 7A618 |
| Bushing (trans. input shaft) | 7120 |
| Bushing (trans. input shaft pilot) | 7120 |
| Bushing (trans. intermediate brake drum) | 7D046 |
| Bushing (trans. kickdown bracket to trans. rod) | 7C484 |
| Bushing (trans. main shaft pilot) | 7B252, 7B256 |
| Bushing (trans. outer shifter shaft) | 7808 |
| Bushing (trans. output shaft bearing retainer) | 7A034 |
| Bushing (trans. output shaft first speed gear) | 7C017, 7193 |
| Bushing (trans. output shaft fourth speed gear) | 7193 |
| Bushing (trans. output shaft front) | 7B256 |
| Bushing (trans. output shaft high gear) | 7193 |
| Bushing (trans. output shaft overdrive gear) | 7193 |
| Bushing (trans. output shaft second speed gear) | 7193 |
| Bushing (trans. output shaft third speed gear) | 7193 |
| Bushing (trans. output shaft to splitter shaft) | 7-7774 |
| Bushing (trans. output shaft underdrive gear) | 7193 |
| Bushing (trans. overdrive gear) | 7193 |



INDEX

| PART NAME | GROUP NUMBER | PART | NUMBER |
|--|--------------|---|------------|
| B - cont'd. | | C - cont'd. | |
| Bushing (trans. overdrive housing) | 7A034 | Cable Assy. (speedo.) | 17260 |
| Bushing (trans. planet support) | 7A132 | Cable Assy. (starter motor relay ground) | 11444 |
| Bushing (trans. rear brake drum support) | 7B257 | Cable Assy. (starter motor to relay) | 14431 |
| Bushing (trans. rear oil pump body) | 7B260 | Cable Assy. (tachometer) | 17365 |
| Bushing (trans. retarder control valve lever bracket) | 7A012 | Cable Assy. (trans. range control) | 7B145 |
| Bushing (trans. reverse brake drum) | 7D001 | Cable Assy. (trans. retarder valve) | 7A650 |
| Bushing (trans. reverse idler gear) | 7143 | Cable Assy. (trans. splitter shift) | 7C043 |
| Bushing (trans. shift rod) | 7B363 | Cable & conduit (parking brake) | 2853 |
| Bushing (trans. sun gear) | 7D065 | Cable & conduit (parking brake front) | 2853 |
| Bushing (trans. sun gear shaft) | 7B261 | Cable & conduit Assy. (trans. remote control) | 7B111 |
| Bushing Assy. (front brake caliper locating pin) | 2B517 | Cable & conduit Assy. (trans. selector control) | 7A650 |
| Bushing Assy. (rear suspension support beam insulator) | 5872-3 | Cable & connector Assy. (trans. aux. air shift valve control) | 7324 |
| Bushing Assy. (trans. control selector arm) | 7343 | Cable guide (automatic brake adjuster) | 2A179 |
| Bushing Assy. (trans. shift control rod bracket) | 7A459 | Cable kit (battery booster) | 14300 |
| Bushing & insulator kit (trans. gearshift selector arm) | 7343 | Cable repair kit (parking brake) | 2A753 |
| Bushing & insulator repair kit (trans. gearshift selector arm) | 7343 | Cage (steering column retaining ring) | 3E728 |
| Bushing kit (P/S cylinder mounting head end) | 3C589 | Cage Assy. (rear axle cross shaft) | 4308 |
| Bushing kit (P/S cylinder mounting rod end) | 3C590 | Caliper (front wheel brake) | 2B338 |
| Bushing & pin Assy. (steering idler arm support) | 3351 | Caliper Assy. (front disc brake) | 2B120 |
| Bushing repair kit (front shock absorber) | 18198 | Caliper repair kit (brake) | 2F489 |
| Bushing repair kit (rear shock absorber) | 18198 | Cam (carb. accelerator pump diaphragm operating) | 9526 |
| Button (brake control valve lever lock) | 2B622 | Cam (distributor) | 12210 |
| Button (distributor breaker plate support) | 12072 | Cam (lockout hub actuating) | 1A053 |
| Button (horn) | 13A805 | Cam (parking brake band) | 2632 |
| Button (parking brake handle) | 2791 | Cam (trans. high & intermediate shifter) | 7281 |
| Buzzer (low brake air pressure) | 2573 | Cam (trans. low & reverse shifter) | 7283 |
| Buzzer kit (exterior lamp warning) | 14931 | Cam (turn indicator turn off) | 13318 |
| C | | Cam Assy. (carb. fast idle) | 9597 |
| Cable (brake shoe adjusting lever) | 2A178 | Cam kit (carb. fast idle) | 9597 |
| Cable (fuel pump connection) | 9A372 | Cam plate (parking brake lever) | 2A142 |
| Cable (ignition high tension radio resistance) | 12A024 | Cam & shaft (trans. high & intermediate shifter fork) | 7280 |
| Cable (radiator shutter control) | 8490 | Cam & shaft Assy. (trans. first & second speed shifter fork) | 7282 |
| Cable Assy. (A/C temperature) | 19988 | Cam & shaft Assy. (trans. low & reverse shifter fork) | 7282 |
| Cable Assy. (accelerator pedal to carb. throttle) | 9A758 | Cam & shaft Assy. (trans. third & fourth speed shifter fork) | 7280 |
| Cable Assy. (battery booster kit) | 14300 | Camper wiring kit | 13A576 |
| Cable Assy. (battery to ground) | 14301 | Camshaft (cab lock main hook) | 5116 |
| Cable Assy. (battery to starter relay) | 14300 | Camshaft (eng.) | 6250 |
| Cable Assy. (battery universal type) | 14300 | Camshaft (front air brake) | 2230-1 |
| Cable Assy. (cab lock) | 5B372 | Camshaft (rear air brake) | 2316-7 |
| Cable Assy. (dash to eng. ground) | 14303, 14431 | Camshaft & lever Assy. (parking brake) | 2A710 |
| Cable Assy. (defroster air) | 18548 | Canister Assy. (fuel vapor storage) | 9D653 |
| Cable Assy. (dual battery) | 14304 | Cap (air brake actuating wedge return spring) | 2B206 |
| Cable Assy. (eng. to ground) | 14431 | Cap (air brake compressor pulley) | 2894 |
| Cable Assy. (heater air) | 18552 | Cap (A/C compressor pulley) | 2894 |
| Cable Assy. (heater temperature) | 18518 | Cap (brake air chamber breather) | 2A488 |
| Cable Assy. (hood check) | 16B898 | Cap (brake master cylinder filler) | 2162 |
| Cable Assy. (parking brake air control valve) | 2A768 | Cap (brake shoe adjusting) | 2A041 |
| Cable Assy. (parking brake extension) | 2853 | Cap (brake vacuum pump opening) | 2B042 |
| Cable Assy. (parking brake rear) | 2A635 | Cap (clutch master cylinder) | 7A697 |
| Cable Assy. (power pac ground) | 14431 | Cap (clutch master cylinder filler) | 2162 |
| Cable Assy. (relay to starter motor) | 14431 | Cap (eng. support) | 6A065 |
| Cable Assy. (speed sensing control) | 9A820 | Cap (eng. valve stem exhaust) | 6550 |
| | | Cap (front axle spindle pin) | 3113 |
| | | Cap (front hub grease) | 1131, 1139 |

FORD TRUCK PARTS



Click Here To Order
BUY IT NOW!



INDEX

| PART NAME | GROUP NUMBER | PART NAME | GROUP NUMBER |
|--|--------------|---|---------------------------|
| C - cont'd. | | C - cont'd. | |
| Cap (front spring seat) | 5A316 | Capacitor (alternator) | 10A380 |
| Cap (fuel vapor storage canister) | 9E602 | Carburetor assy. | 9510 |
| Cap (hose connection intake manifold vacuum) | 9C639 | Carburetor repair kit | 9590 |
| Cap (outlet pipe vertical exhaust) | 5C208 | Carrier (P/S gear sector shaft) | 3E560 |
| Cap (P/S gear cylinder) | 3A745 | Carrier (spare wheel) | 1433 |
| Cap (P/S pump auxiliary reservoir) | 3A006 | Carrier (trans. aux. direct clutch disc) | 7936 |
| Cap (P/S pump relief valve) | 3-3627 | Carrier assy. (rear axle differential) | 4141, 4341 |
| Cap (radiator) | 8100 | Carrier assy. (trans. planet) | 7C064, 7-7141, 7797 |
| Cap (radiator assortment) | 8100 | Carrier assy. (trans. splitter planet) | 7D341 |
| Cap (radiator overflow container) | 8K103 | Cartridge kit (stereo tape) | 18816 |
| Cap (rear axle universal joint knuckle dust) | 7077 | Case (A/C evaporator upper) | 19A552 |
| Cap (rear brake air chamber breather) | 2A488 | Case (rear axle differential gear support) | 4027, 4127 |
| Cap (rear hub grease) | 1248 | Case (stop lamp switch inner) | 13A597 |
| Cap (rear spring seat) | 5796-9 | Case (stop lamp switch outer) | 13A598 |
| Cap (rear suspension support beam saddle) | 5875 | Case (transfer) | 7005 |
| Cap (starter motor armature shaft end) | 10A014 | Case assy. (front axle differential) | 4204-5 |
| Cap (steering column shaft coupling pin) | 3A529 | Case assy. (heater core) | 18508 |
| Cap (steering gear cylinder piston) | 3D530 | Case assy. (rear axle differential) | 4204-6 |
| Cap (trans. actuating) | 7D297 | Case assy. (rear axle power divider differential) | 4404-6 |
| Cap (trans. air shift valve reservoir) | 7D298 | Case assy. (trans.) | 7005, 7006 |
| Cap (trans. aux. air shift cylinder front cover) | 7306 | Case & coil assy. (starter motor solenoid) | 11A026 |
| Cap (trans. aux. counter shaft rear) | 7195 | Catch assy. (A/C housing cover) | 18C663 |
| Cap (trans. aux. counter shaft rear bearing) | 7195 | Catch assy. (heater housing cover) | 18C663 |
| Cap (trans. aux. shift cylinder) | 7195 | Catch assy. (hood latch) | 16C680-1 |
| Cap (trans. control housing) | 7220 | Catcher (transfer case front output shaft oil) | 7961 |
| Cap (trans. control selector housing) | 7220 | Chain (eng. timing) | 6268 |
| Cap (trans. control valve) | 7D290 | Chamber assy. (front brake air) | 2025 |
| Cap (trans. counter shaft gear front bearing) | 7195 | Chamber assy. (fuel tank vent vapor) | 9A091 |
| Cap (trans. counter shaft rear bearing) | 7195 | Chamber assy. (heater air plenum) | 18471 |
| Cap (trans. gearshift lever housing) | 7220 | Chamber assy. (rear brake air) | 2225 |
| Cap (trans. gearshift tube) | 7319 | Channel (A/C radiator spacer) | 19C917 |
| Cap (trans. input shaft forward bearing) | 7195 | Channel (spare wheel carrier) | 1443-4 |
| Cap (trans. input shaft front bearing retainer) | 7050 | Channel assy. (A/C evaporator mounting) | 19C980 |
| Cap (trans. linkage adjusting gauge valve) | 7B008 | Chassis (radio receiver) | 18806 |
| Cap (trans. output shaft bearing center) | 7195 | Cigar lighter kit | 15A044 |
| Cap (trans. output shaft rear bearing) | 7195 | Circuit (windshield wiper printed) | 17A520 |
| Cap (trans. rear bearing retainer) | 7050 | Circuit assy. (instrument cluster printed) | 10K843 |
| Cap (trans. shift cylinder end) | 7B355 | Clamp (adapter to muffler) | 5A231 |
| Cap (trans. shift cylinder insert) | 7B356 | Clamp (A/C dehydrator tank) | 19838 |
| Cap (trans. steering column bracket) | 7319 | Clamp (A/C hoses) | 18572, 19B679 |
| Cap (universal joint knuckle dust) | 4710 | Clamp (air cleaner dirt ejection valve heat shield) | 9E611 |
| Cap (vacuum pump opening) | 2B042 | Clamp (aux. spring) | 5703 |
| Cap (vertical exhaust) | 5C208 | Clamp (battery hold down) | 10716-8 |
| Cap (water outlet) | 8A500 | Clamp (bracket to muffler) | 5277 |
| Cap (water outlet connection) | 9486 | Clamp (brake air chamber) | 2A470 |
| Cap (wheel hub) | 1130 | Clamp (brake tube support bracket) | 2A407 |
| Cap assy. (air intake tube) | 9661 | Clamp (brake vacuum booster body) | 2350 |
| Cap assy. (eng. air cleaner tube) | 9B646 | Clamp (brake vacuum hoses) | 18572 |
| Cap assy. (eng. crankcase vent) | 6782 | Clamp (carb.) | 9792 |
| Cap assy. (eng. oil filler & breather) | 6766 | Clamp (carb. choke & throttle cable bracket) | 9792 |
| Cap assy. (fuel tank filler) | 9030 | Clamp (carb. pump rod) | 9565 |
| Cap assy. (P/S pump oil reservoir filler) | 3A006 | Clamp (carb. thermostatic choke housing) | 9842 |
| Cap assortment (eng. oil filler & breather) | 6766 | Clamp (crankcase vent tube hose) | 18572 |
| Cap kit (rear spring seat) | 5796 | | |
| Cap kit (steering column shaft dust) | 3E554 | | |
| Cap kit (P/S control valve spool centering spring) | 3C705 | | |
| Cap screw (rear air brake dust shield) | 2318 | | |
| Cap screw (brake air chamber) | 2B463 | | |
| Cap & stud (rear suspension support beam) | 5850 | | |

INDEX



| PART NAME | GROUP NUMBER | PART NAME | GROUP NUMBER |
|--|-------------------|--|--------------|
| C - cont'd. | | C - cont'd. | |
| Clamp (distributor terminal housing hold down) | 12144 | Clamp (steering drag link dust shield) | 3336 |
| Clamp (distributor to cylinder head) | 12270 | Clamp (steering gear ball return guide) | 3544 |
| Clamp (distributor to spark plug wiring mounting bracket) | 12361 | Clamp (trans. oil filler tube) | 7A229 |
| Clamp (eng. oil filler pipe) | 6A759 | Clamp assy. (air cleaner) | 9628 |
| Clamp (exhaust) | 5253 | Clamp assy. (aux. trans. shift control cable) | 7A012 |
| Clamp (exhaust manifold to cylinder block) | 9443 | Clamp assy. (brake booster ring) | 2350 |
| Clamp (exhaust manifold to cylinder head) | 9446 | Clamp assy. (brake vacuum booster breather hose) | 2342 |
| Clamp (extension to muffler) | 5A239 | Clamp assy. (brake vacuum booster hose) | 2344 |
| Clamp (front axle spindle connecting rod) | 3287 | Clamp assy. (carb. air cleaner) | 9B667 |
| Clamp (front brake air chamber) | 2A593 | Clamp assy. (diesel primer reservoir mounting) | 9B015 |
| Clamp (front spring) | 5330 | Clamp assy. (eng. intake tube support) | 9C693 |
| Clamp (front spring mounting upper retainer) | 5B305 | Clamp assy. (eng. vent breather) | 6A764 |
| Clamp (front wheel spindle connecting rod) | 3287 | Clamp assy. (fuel pump mounting) | 9A406 |
| Clamp (fuel tube) | 9C334 | Clamp assy. (heater air inlet duct) | 18753 |
| Clamp (heater hose) | 18572 | Clamp assy. (intake tube to air cleaner bracket) | 9C695 |
| Clamp (hood check cable storage spring) | 16B926 | Clamp assy. (muffler inlet pipe) | 5A231 |
| Clamp (hose) | 8287 | Clamp assy. (muffler outlet pipe) | 5A231 |
| Clamp (hose) | 9171 | Clamp assy. (power brake reservoir) | 2084 |
| Clamp (intake manifold to cylinder block) | 9443 | Clamp assy. (P/S cylinder) | 3D723 |
| Clamp (intake manifold to cylinder head) | 9446 | Clamp assy. (P/S return line) | 2344 |
| Clamp (jack hold down) | 17091 | Clamp assy. (rear shackle compensator) | 5A755 |
| Clamp (muffler crossover pipe) | 5A231 | Clamp assy. (trans. aux. shift control cable) | 7A012 |
| Clamp (muffler extension pipe) | 5A231 | Clamp assy. (trans. overdrive governor cover) | 6942 |
| Clamp (muffler inlet pipe) | 5A231, 5253, 5291 | Clamp kit (rear spring) | 5724 |
| Clamp (muffler inlet pipe to body) | 5A239 | Clamp & support assy. (brake booster vacuum reserve tank) | 2084 |
| Clamp (muffler inlet pipe to cab) | 5A239 | Cleaner assy. (brake vacuum booster air) | 2363 |
| Clamp (muffler outlet pipe) | 5A231, 5A239 | Cleaner assy. (carb. air) | 9600 |
| Clamp (muffler outlet pipe front lower) | 5C221-3, 5265 | Cleaner assy. (exhaust air supply) | 9A492 |
| Clamp (muffler outlet pipe to frame) | 5B212 | Cleaners | Δ |
| Clamp (muffler support) | 5A215, 5C221-3 | Clear vision aids | Δ |
| Clamp (muffler to frame) | 5A215 | Clevis (brake air chamber operating rod) | 2099 |
| Clamp (P/S cooling tube) | 3B749 | Clevis (hand brake) | 2855 |
| Clamp (P/S cylinder) | 3A279, 3319 | Clevis (parking brake bellcrank) | 2A712 |
| Clamp (P/S hose support) | 3C750 | Clevis (parking brake cable adjusting) | 2854 |
| Clamp (P/S reservoir) | 3D647 | Clevis (parking brake lever adjusting) | 2484 |
| Clamp (radiator lower tube) | 8B364 | Clevis (parking brake lever to cross shaft rod) | 2857 |
| Clamp (radiator support to dash brace) | 16745 | Clevis (parking brake rod) | 2854 |
| Clamp (rear axle electric shift control switch wire to gear shift lever) | 4091 | Clevis (trans. eng. mounted accelerator shaft & bracket to trans. rod) | 7354 |
| Clamp (rear axle torque arm adjusting screw) | 4388 | Clevis (trans. gearshift rod) | 7339 |
| Clamp (rear suspension load insulator) | 5898 | Clevis (trans. throttle control rod single arm) | 7354 |
| Clamp (rear view outside mirror arm) | 17733 | Clevis assy. (trans. shift rod) | 7339 |
| Clamp (shield & outlet pipe to muffler) | 5A231 | Clip (A/C tube support) | 19B632 |
| Clamp (shield to muffler) | 5D262 | Clip (accelerator rod end) | 9825-6 |
| Clamp (shield to outlet pipe) | 5B212 | Clip (accelerator pedal retracting spring) | 9750 |
| Clamp (shutter air line) | 8A110 | Clip (bowden cable retainer) | 18B555 |
| Clamp (spoke wheel rim) | 1042-3 | Clip (brake booster vacuum hose) | 2B361 |
| Clamp (steering column) | 3506-7 | Clip (brake cable) | 2814 |
| Clamp (steering column shaft lower coupling) | 3D699 | Clip (brake pedal spring) | 2A189 |
| Clamp (steering column to instrument panel) | 3668 | Clip (brake line) | 2244 |
| Clamp (steering column tube to instrument panel bracket inner) | 3699 | Clip (brake release lever retracting spring) | 2442 |
| | | Clip (brake system) | 2279 |
| | | Clip (carb. accelerator pump link rod) | 9825 |
| | | Clip (carb. choke rod end retaining) | 9825 |
| | | Clip (dome lamp regulator switch) | 14570 |
| | | Clip (driveshaft universal joint bearing retainer lock) | 4A310 |

Δ Refer to page 1 of Paint Section

FORD TRUCK PARTS



Click Here To Order

BUY IT NOW!

100% GUARANTEED

INDEX

| PART NAME | GROUP NUMBER |
|--|--------------|
| C - cont'd. | |
| Clip (electrical wiring speedo. cable to frame) | 14577 |
| Clip (emergency indicator switch mounting) | 13B321 |
| Clip (eng. crankcase vent lower extension tube) | 6764 |
| Clip (eng. vent hose) | 6A743 |
| Clip (front spring) | 5455 |
| Clip (fuel filter bracket) | 9B281 |
| Clip (fuel injection pump tube) | 9E525 |
| Clip (headlamp spring anchor) | 13088 |
| Clip (hood support rod retaining) | 16828 |
| Clip (P/S pump reservoir orifice reinforcing) | 3E600 |
| Clip (rear air brake shoe hold down) | 2B026 |
| Clip (rear axle shift control tube) | 4A289 |
| Clip (rear spring compensating) | 5A711 |
| Clip (speedo. cable) | 17264 |
| Clip (speedo. drive gear retaining) | 17B336 |
| Clip (starter motor solenoid switch lock) | 11A036 |
| Clip (trans. oil pan screen retaining) | 7A097 |
| Clip (trans. retarder pedal retracting spring) | 7903 |
| Clip (trans. transfer tube) | 7-7756 |
| Clip (trans. vacuum tube) | 7C072 |
| Clip (turn indicator cover) | 13377 |
| Clip (turn indicator switch mounting) | 13B321 |
| Clip (window regulator switch retainer) | 14559 |
| Clip (windshield wiper adapter & connecting arm) | 17531 |
| Clip (wire retainer) | 14A169 |
| Clip assy. (fuel injector pipe) | 9K550 |
| Clip kit (fuel injection tube) | 9E526 |
| Clock kit (electric) | 15A000 |
| Cluster assy. (instrument panel less instruments) | 9271 |
| Clutch (rear axle power divider input) | 4556 |
| Clutch (trans. aux. sliding) | 7B338 |
| Clutch (trans. second & third speed synchronizer) | 7105 |
| Clutch assy. (fan) | 8A616 |
| Clutch assy. (trans. converter stator) | 7940 |
| Clutch assy. (trans. forward) | 7A511 |
| Clutch assy. (trans. overrunning) | 7A089 |
| Clutch assy. (trans. planetary) | 7A089 |
| Cock assy. (intake manifold air vent) | 9412 |
| Coil (starter motor field) | 11082-5 |
| Coil assy. (generator field) | 10175 |
| Coil assy. (ignition less mounting strap) | 12029 |
| Coil assy. (P/S pump reservoir) | 3C634 |
| Coil & housing (starter motor relay) | 11454 |
| Collar (alternator front) | 10A360 |
| Collar (aux. trans. countershaft) | 7A061 |
| Collar (aux. trans. first speed & second & third speed clutch) | 7A061 |
| Collar (aux. trans. third & fourth speed gear clutch) | 7A061 |
| Collar (brake adjusting link) | 2A191 |
| Collar (brake vacuum booster push rod) | 2440 |
| Collar (coupling shaft support) | 4835 |
| Collar (distributor shaft) | 12195 |
| Collar (distributor eng. governor shaft) | 12478 |
| Collar (eng. camshaft thrust) | 6K250 |
| Collar (rear axle differential sliding clutch) | 4140 |
| Collar (rear axle lockout shift push rod) | 4569 |
| Collar (rear axle power divider drive gear) | 4A089 |
| Collar (rear axle sliding clutch) | 4544 |
| Collar (starter motor drive locking) | 11A010 |
| Collar (starter motor driveshaft) | 11A063 |

| PART NAME | GROUP NUMBER |
|---|------------------|
| C - cont'd. | |
| Collar (trans. first & second speed clutch gears) | 7A063 |
| Collar (trans. gearshift lever) | 7C132, 7216 |
| Collar (trans. output shaft) | 7103, 7A061 |
| Collar (trans. output shaft direct & overdrive) | 7A063 |
| Collar assy. (radio antenna grounding support) | 18A954 |
| Collar kit (trans. aux. output shaft first & second speed) | 7100 |
| Collar repair kit (trans. aux. output shaft first & second speed) | 7100 |
| Collector (air cleaner dust) | 9C673 |
| Compass assy. | 19A548 |
| Compensator assy. (rear spring shackle) | 5A709 |
| Compressor assy. (A/C) | 19703 |
| Compressor assy. (air brake) | 2875 |
| Compressor assy. (vacuum air horn) | 13801 |
| Compressor kit (A/C) | 19703 |
| Compressor release (engine) | 6A540 |
| Condenser assy. (A/C roof mounted) | 19710 |
| Condenser assy. (distributor) | 12300 |
| Condenser assy. (radio) | 18827 |
| Condenser assy. (radio voltage regulator) | 18832 |
| Condenser & tube assy. (A/C roof mounted) | 19A615 |
| Condenser kit (A/C) | 19708 |
| Conduit (ignition cable) | 12110 |
| Conduit & cable assy. (trans. selector) | 7A650 |
| Cone & roller (front axle differential bearing) | 4221 |
| Cone & roller (front axle driving pinion) | 4621 |
| Cone & roller (front axle driving pinion bearing) | 4630 |
| Cone & roller (front wheel) | 4221 |
| Cone & roller (rear axle differential bearing) | 1201, 1244, 4221 |
| Cone & roller (rear axle differential drive gear bearing) | 4523, 4525 |
| Cone & roller (rear axle driving pinion) | 4621 |
| Cone & roller (rear axle driving pinion bearing) | 4630 |
| Cone & roller (rear axle power divider differential gear) | 4561 |
| Cone & roller (rear axle sliding clutch shaft) | 4221, 4307 |
| Cone & roller (steering knuckle sleeve) | 4621 |
| Cone & roller (transfer case front output shaft) | 7065 |
| Cone & roller (transfer case idler shaft bearing) | 4630 |
| Cone & roller (transfer case rear output) | 1216, 4621 |
| Cone & roller (transfer case rear output shaft) | 7065 |
| Cone & roller assy. (front wheel inner bearing) | 1201 |
| Cone & roller assy. (rear wheel & differential bearing) | 1244 |
| Cone & roller assy. (rear wheel outer bearing) | 1240 |
| Cone & roller assy. (trans. counter shaft) | 1240, 7118 |
| Cone & roller assy. (trans. output shaft clutch drive gear) | 7B370 |
| Connection (cylinder head water outlet) | 8592 |
| Connection (eng. air inlet) | 9C674 |



INDEX

| PART NAME | GROUP NUMBER | PART | NUMBER |
|--|-----------------|--|----------------|
| C - cont'd. | | C - cont'd. | |
| Connection (front brake cylinder inlet) | 2080 | Control assy. (parking brake) | 2780-1 |
| Connector (A/C register) | 19C732 | Control assy. (radiator shutter) | 8476 |
| Connector (brake air compressor air inlet) | 2879 | Control assy. (radio speaker headphone volume) | 18972 |
| Connector (brake air supply to stop light switch) | 2A292 | Control assy. (rear axle power divider differential lockout) | 4482 |
| Connector (brake booster air hose) | 2A411 | Control assy. (throttle) | 9775 |
| Connector (brake pipe front) | 2075 | Control assy. (trans. overdrive manual control) | 7A650 |
| Connector (brake pipe to rear axle housing) | 2074 | Control assy. (trans. P.T.O. shifter) | 7267 |
| Connector (cab safety tilt valve) | 5A393 | Control assy. (windshield wiper) | 17470 |
| Connector (carb. to manifold spacer tube) | 9C525 | Control & cable assy. (trans. head end splitter) | 7B149 |
| Connector (choke control inlet tube) | 9C704 | Control switch & harness kit (turn indicator) | 13A330 |
| Connector (eng. block heater) | 6B017 | Control valve (trans.) | 7305 |
| Connector (eng. to trans. vacuum tube front & rear) | 7B086, 7B087 | Control valve assy. (brake booster) | 2A238 |
| Connector (fuel injector leak off tube to cylinder head) | 9B533 | Converter assy. (trans.) | 7902 |
| Connector (fuel vapor tube) | 9D689 | Conversion kit (rear spring square notch) | 5A566 |
| Connector (heater air inlet) | 18A594 | Cooler assy. (eng. oil) | 6A642 |
| Connector (heater hose) | 18A658 | Cooler assy. (P/S oil) | 3D746 |
| Connector (heater inlet) | 18A568 | Cooler assy. (trans. oil) | 7A095, 7870 |
| Connector (heater plenum chamber to defroster nozzle) | 18A619-20 | Cooler & bracket assy. (trans. oil) | 7870 |
| Connector (intake manifold to governor) | 12B465 | Cooling system aids | Δ |
| Connector (muffler inlet pipe) | 5B286 | Core (speedo. drive) | 17262 |
| Connector (muffler outlet pipe flexible) | 5C204 | Core (tachometer drive) | 17366 |
| Connector (parking brake cable) | 2A790 | Core assy. (A/C condenser) | 19712 |
| Connector (P/S pump reservoir return) | 3-3542 | Core assy. (A/C evaporator) | 19860 |
| Connector (starter motor switch) | 11072 | Core assy. (heater) | 18476 |
| Connector (tachometer cable) | 17K267 | Core & plate assy. (speedo. driven gear) | 17324 |
| Connector (trans. oil cooler) | 7E319 | Counter shaft (trans.) | 7111, 7113 |
| Connector (vacuum pump outlet tube) | 9C395 | Counter shaft (trans. aux.) | 7111 |
| Connector (voltage regulator) | 10A730 | Counter shaft (transfer case) | 7111 |
| Connector (windshield wiper hose) | 17489 | Coupler (P/S pump drive) | 3E526 |
| Connector (windshield wiper hose to foot control) | 17615 | Coupling (air brake front brake line) | 18717 |
| Connector (windshield wiper vacuum pump to intake manifold tube) | 17491 | Coupling (compressor drive) | 2A945 |
| Connector (wire) | 14488 | Coupling (free running hub) | 1090-1 |
| Connector assy. (A/C outlet) | 19C988 | Coupling (trans. aux. drive gear) | 7113 |
| Connector assy. (A/C register) | 19C626-7 | Coupling (trans. output shaft direct & overdrive) | 7B342 |
| Connector assy. (fuel filter to pump) | 9D314 | Coupling assy. (A/C self-sealing) | 19B595-6 |
| Connector assy. (fuel tank vent expansion tank lower) | 9A195 | Coupling assy. (brake hose) | 2A384 |
| Connector assy. (parking brake lever to cam) | 2853 | Coupling assy. (fuel injection pump drive rear) | 9F502 |
| Connector assy. (rear axle air shift control) | 4A286 | Coupling assy. (steering column shaft) | 3B676 |
| Connector assy. (trans. oil tube) | 7D273 | Coupling shaft assy. | 4816-7 |
| Connector assy. (wiring) | 14487 | Coupling shaft assy. (P.T.O.) | 7A167 |
| Contact (horn button) | 3631 | Coupling shaft assy. (trans. to aux. trans.) | 4385, 4606 |
| Contact (starter motor solenoid) | 11A027 | Courtesy lamp kit | 13760 |
| Contact assy. (starter motor relay switch) | 11488 | Cover (A/C evaporator front) | 19058 |
| Contact & spring assy. (horn blowing) | 13864 | Cover (A/C evaporator housing top)-rear | 19D600 |
| Control (trans. main) | 7A100 | Cover (A/C evaporator thermostat tube) | 19D564 |
| Control assy. (A/C) | 19980 | Cover (A/C hose) | 19C791-3 |
| Control assy. (carb. choke) | 9700 | Cover (A/C housing rear) | 18K358 |
| Control assy. (carb. vacuum break) | 9S514 | Cover (A/C housing upper) | 18K369 |
| Control assy. (eng. air shut-off) | 9700 | Cover (A/C register louver opening) | 19D585 |
| Control assy. (eng. compression release) | 6A540 | Cover (A/C register opening) | 19C866 |
| Control assy. (eng. start ether injection) | 9775 | Cover (alternator brush spring) | 10A340 |
| Control assy. (free running hub) | 1089 | Cover (alternator brush) | 10B367 |
| Control assy. (fuel shut-off) | 9700 | Cover (alternator rectifier) | 10325 |
| Control assy. (fuel tank selector valve) | 9A334 | | |
| Control assy. (heater) | 18549 | | |

Δ Refer to page 1 of Paint Section

FORD TRUCK PARTS



INDEX

| PART NAME | GROUP NUMBER | PART | GROUP NUMBER |
|---|------------------|---|-----------------|
| C - cont'd. | | C - cont'd. | |
| Cover (alternator terminal) | 10A375 | Cover (rear axle oil filter) | 4A320 |
| Cover (aux. trans. yoke bar hole) | 7817 | Cover (rear axle pinion bearing retainer) | 4469 |
| Cover (battery) | 10A659 | Cover (rear axle pinion shaft) | 4224 |
| Cover (brake adjusting hole) | 2092 | Cover (rear axle power divider) | 4428 |
| Cover (brake booster reservoir) | 2162 | Cover (rear axle power divider differential lockout) | 4727 |
| Cover (brake cylinder) | 2055 | Cover (rear axle power divider output shaft bearing) | 4729 |
| Cover (brake dust shield) | 2A214 | Cover (rear axle shift chamber hole) | 4592 |
| Cover (brake rear wedge adjusting nut boot) | 2B211 | Cover (rear axle shift housing) | 4598 |
| Cover (camper wiring plug) | 14A428 | Cover (rear axle thru shaft bearing) | 4A061 |
| Cover (carb. air cleaner air inner duct) | 9B602 | Cover (rear spring seat) | 5A560 |
| Cover (carb. backfire relief valve spring) | 9928 | Cover (starter motor plunger) | 11060 |
| Cover (carb. choke control diaphragm) | 9J554 | Cover (starter motor reduction gear housing) | 11A064 |
| Cover (carb. economizer valve) | 9930 | Cover (starter motor relay) | 11401 |
| Cover (carb. governor body) | 9981 | Cover (starter motor solenoid terminal) | 11401 |
| Cover (carb. governor diaphragm) | 9507 | Cover (steering column bearing dust) | 3C687 |
| Cover (carb. secondary throttle diaphragm) | 9507 | Cover (steering column bracket) | 3E532 |
| Cover (clutch housing) | 7564 | Cover (steering column slit) | 3E667 |
| Cover (clutch housing dust) | 7564 | Cover (steering gear housing seal) | 3E592 |
| Cover (clutch housing inspection) | 7518 | Cover (steering gear sector shaft housing) | 3580, 3583-4 |
| Cover (clutch housing inspection hole) | 7564 | Cover (stereo tape player mounting bracket) | 19A077 |
| Cover (clutch housing to cylinder block adapter) | 7564 | Cover (thermostatic choke heat supply) | 9A705 |
| Cover (clutch housing vent opening) | 7518 | Cover (trans. aux. rear bearing) | 7085 |
| Cover (distributor breaker dust) | 12276 | Cover (trans. aux. shift cylinder) | 7C035 |
| Cover (eng. cylinder block oil filter opening) | 6A659 | Cover (trans. case rear) | 7B332 |
| Cover (eng. compressor mounting) | 6017 | Cover (trans. control selector indicator) | 7A004 |
| Cover (eng. crankcase oil cooler) | 6A638 | Cover (trans. converter housing) | 7985 |
| Cover (eng. fuel pump opening) | 6095 | Cover (trans. converter housing front access) | 7-7986 |
| Cover (eng. oil filter) | 6737 | Cover (trans. converter housing lower) | 7986 |
| Cover (eng. oil level indicator opening) | 6B631 | Cover (trans. gearshift shaft lock plunger spring) | 7B227 |
| Cover (eng. tachometer opening) | 6869 | Cover (trans. governor) | 7A301 |
| Cover (eng. valve push rod) | 6519 | Cover (trans. governor inspection) | 7-7138 |
| Cover (eng. valve rocker arm front support oil passage) | 6A508 | Cover (trans. intermediate band servo) | 7D027 |
| Cover (flywheel mounted power take-off) | 7165 | Cover (trans. intermediate brake band) | 7D027 |
| Cover (front cross shaft control housing end) | 7817 | Cover (trans. oil filter) | 7C013 |
| Cover (fuel pump) | 9355 | Cover (trans. oil pressure regulator body) | 7A141 |
| Cover (fuel pump connection block) | 9A362 | Cover (trans. oil pump) | 7B325 |
| Cover (fuel pump diaphragm pulsator) | 9A359 | Cover (trans. overdrive governor) | 6941 |
| Cover (generator regulator terminal) | 10A555 | Cover (trans. P.T.O.) | 7165 |
| Cover (heater blower) | 18462 | Cover (trans. rear bearings) | 7135 |
| Cover (heater control switch opening) | 18C635 | Cover (trans. rear cross shaft housing) | 7B332 |
| Cover (heater hose) | 18C267 | Cover (trans. rear oil pump) | 7A152 |
| Cover (heater housing rear) | 18K358 | Cover (trans. reverse band servo piston) | 7D036 |
| Cover (heater housing upper) | 18K369 | Cover (trans. shift air control valve plunger) | 7C035 |
| Cover (heater motor dash panel opening) | 18A475 | Cover (transfer case) | 7222 |
| Cover (heater switch opening) | 18607 | Cover (transistorized ignition ballast resistor mounting plate) | 14A276 |
| Cover (instrument cluster adapter housing) | 10B850 | Cover (turn indicator switch wiring) | 13376 |
| Cover (junction block) | 14456 | Cover (voltage regulator) | 10563 |
| Cover (P/S drag link control valve dust) | 3B128, 3-3714 | Cover (voltage regulator shield) | 10597 |
| Cover (radiator grille cutout) | 8B088 | Cover (water pump) | 8508 |
| Cover (radiator grille guard brace opening) | 8B323 | Cover (wheel hub) | 1130 |
| Cover (rear air brake actuating wedge adjusting nut boot) | 2B211 | Cover (windshield washer reservoir) | 17632 |
| Cover (rear axle air shift diaphragm) | 4101 | Cover (windshield wiper motor access) | 17B459-60 |
| Cover (rear axle differential carrier) | 4052 | Cover (windshield wiper motor gear) | 17A511 |
| Cover (rear axle drive gear bearing) | 4546-7 | Cover assy. (A/C control) | 19C993 |
| Cover (rear axle electric shift drive screw bearing) | 4074 | Cover assy. (A/C evaporator expansion valve) | 19C985 |
| Cover (rear axle electric shift housing) | 4052 | Cover assy. (air cleaner) | 9B646 |
| Cover (rear axle electric shift motor) | 4101 | Cover assy. (battery filler cap) | 10720 |
| | | Cover assy. (battery lower) | 10A686 |
| | | Cover assy. (battery splash) | 10A687 |



INDEX

| PART NAME | GROUP NUMBER | PART NAME | NUMBER |
|---|--------------|---|---------------------------------|
| C - cont'd. | | C - cont'd. | |
| Cover assy. (battery support) | 10A653 | Cup (carb. accelerator pump piston) | 9572 |
| Cover assy. (brake vacuum pump front) | 2A557 | Cup (clutch cylinder) | 2201-3 |
| Cover assy. (brake vacuum pump rear) | 2A558 | Cup (clutch master cylinder primary) | 2173-4 |
| Cover assy. (carb. accelerator pump) | 9528 | Cup (distributor oil) | 10141 |
| Cover assy. (carb. dashpot) | 9E511 | Cup (front axle differential bearing) | 4222 |
| Cover assy. (carb. governor housing) | 9978 | Cup (front axle driving pinion bearing) | 4616, 4628 |
| Cover assy. (distributor breaker) | 12239 | Cup (front axle idler shaft bearing) | 4628 |
| Cover assy. (eng. cylinder front) | 6019 | Cup (front axle spindle bolt bearing) | 3126 |
| Cover assy. (eng. flywheel housing) | 6366 | Cup (front axle trunion socket bearing) | 4616 |
| Cover assy. (eng. valve rocker arm) | 6582 | Cup (front wheel bearing) | 1202 |
| Cover assy. (exhaust air supply pump) | 9B478 | Cup (front wheel outer bearing) | 1217 |
| Cover assy. (flywheel mounted P.T.O. housing rear) | 7A758 | Cup (rear axle differential bearing) | 1202, 1239, 1243, 4222 |
| Cover assy. (front brake air chamber cylinder) | 2A594 | Cup (rear axle differential drive gear bearing) | 4527 |
| Cover assy. (heater core case) | 18B299 | Cup (rear axle driving pinion bearing) | 4616, 4628 |
| Cover assy. (heater housing front) | 18C313 | Cup (rear axle power divider differential gear bearing) | 4561 |
| Cover assy. (heater housing rear) | 18B447 | Cup (starter motor drive) | 11A007 |
| Cover assy. wiring (junction block) | 14A405 | Cup (starter motor drive spring retaining) | 11A016 |
| Cover assy. (P/S gear control valve) | 3A729 | Cup (steering gear worm bearing) | 3552-3 |
| Cover assy. (P/S pump housing) | 3A698 | Cup (trans. counter shaft bearing) | 1202, 1239, 4628, 7169 |
| Cover assy. (P/S pump oil reservoir) | 3A582 | Cup (trans. gearshift tube lever retainer felt washer) | 7314 |
| Cover assy. (rear axle housing) | 4033 | Cup (trans. input shaft bearing) | 4628 |
| Cover assy. (rear brake air chamber cylinder) | 2A469 | Cup (trans. output clutch gear bearing) | 7169 |
| Cover assy. (relay & circuit breaker) | 14A257 | Cup (trans. output shaft cluster gear bearing) | 4222 |
| Cover assy. (trans. air shift cylinder) | 7306 | Cup (transfer case front output shaft housing) | 1202 |
| Cover assy. (trans. converter) | 7950 | Cup (transfer case idler shaft bearing) | 4628 |
| Cover assy. (trans. converter housing lower) | 7991 | Cup (transfer case rear output bearing) | 4616 |
| Cover assy. (trans. converter housing lower access) | 7980 | Cup (transfer case rear output shaft bearing) | 1202, 7169 |
| Cover assy. (trans. flywheel mounted P.T.O. housing front) | 7A692 | Cup (wheel bearing) | 1239 |
| Cover assy. (trans. oil filter) | 7C264 | Cup assy. (air cleaner oil) | 9658 |
| Cover assy. (windshield wiper motor) | 17C541 | Cup assy. (windshield wiper motor) | 17A534 |
| Cover & brush assy. (alternator) | 10B363 | Cup kit (starter motor drive) | 11A007 |
| Cover kit (carb. accelerator pump) | 9528 | Cup & magnet assy. (windshield wiper motor) | 17B584 |
| Cover kit (wheel) | 1130 | Cushion (radiator grille opening side panel mounting) | 8A320 |
| Cover & oil seal assy. (rear axle power divider cover) | 4A090 | Cylinder (brake air chamber) | 2A463 |
| Cover & oil seal assy. (rear axle power divider thru shaft bearing) | 4A091 | Cylinder (brake booster control valve) | 2417 |
| Cover repair kit (eng. cylinder front) | 6019 | Cylinder (brake booster diaphragm plate) | 2417 |
| Cover & seat assy. (trans. converter lube check valve) | 7567 | Cylinder (brake booster hydraulic) | 2425 |
| Cover & starter ring gear assy. (trans. converter) | 7950 | Cylinder (cab lock hydraulic) | 5C384 |
| Cover & stud assy. (rear axle power divider) | 4A092 | Cylinder (clutch slave) | 7A508 |
| Covering (brake tube) | 2B452 | Cylinder (housing assy. cab lock) | 5B384 |
| Crank (trans. cross shaft) | 7A375 | Cylinder (rear axle power divider differential lockout) | 4467 |
| Crankshaft assy. (eng.) | 6303 | Cylinder (slide assy. cab lock) | 5F384 |
| Cross member (frame to radiator support) | 5B000 | Cylinder (starter motor) | 11A066 |
| Cross member (sub frame) | 5A353 | Cylinder (trans. aux. air shift) | 7B284, 7304 |
| Cross member (transfer case mounting) | 7A047 | | |
| Cup (brake booster vacuum control valve piston) | 2399 | | |
| Cup (brake cylinder) | 2201-2 | | |
| Cup (brake master cylinder primary) | 2173-4 | | |
| Cup (brake master cylinder secondary) | 2170 | | |
| Cup (brake shoe hold down spring) | 2066 | | |
| Cup (brake vacuum booster hydraulic cylinder piston) | 2408 | | |

FORD TRUCK PARTS



INDEX

| PART NAME | GROUP NUMBER |
|---|-------------------|
| C - cont'd. | |
| Cylinder (trans. clutch) | 7A360 |
| Cylinder (trans. splitter gearshift) | 7A508 |
| Cylinder assy. (brake) | 2061-2, 2261-2 |
| Cylinder assy. (brake master) | 2140 |
| Cylinder assy. (clutch master) | 7A542, 7A543 |
| Cylinder assy. (eng.) | 6009 |
| Cylinder assy. (front brake air chamber) | 2A590 |
| Cylinder assy. (P/S) | 3A540 |
| Cylinder assy. (radiator shutter control) | 8A175 |
| Cylinder assy. (rear axle power divider differential lockout) | 4467 |
| Cylinder assy. (trans. aux. air shift) | 7B284 |
| Cylinder & bracket assy. (radiator shutter vacuum control) | 8A204 |
| Cylinder & key assy. (ignition switch lock) | 11582 |
| Cylinder kit (cab lift) | 5A364 |
| Cylinder repair kit (brake) | 2128, 2221 |
| Cylinder repair kit (brake master) | 2004 |
| Cylinder repair kit (cab lift) | 5A363 |
| Cylinder repair kit (clutch master cylinder) | 7578 |
| Cylinder repair kit (clutch slave cylinder) | 7560 |
| Cylinder repair kit (flywheel mounted P.T.O. clutch master) | 7A767 |
| Cylinder repair kit (trans. aux. air shift) | 7305 |

D

| | |
|---|--------|
| Dampener kit (front axle king pin) | 3B289 |
| Damper (brake retracting spring) | 2A296 |
| Damper (trans. shift tube vibration) | 7-7205 |
| Damper assy. (eng. crankshaft) | 6316 |
| Damper assy. (eng. timing chain vibration) | 6284 |
| Dashpot assy. (carb.) | 9B549 |
| Decal (A/C operating instructions) | 18B396 |
| Decal (fan warning) | 8653 |
| Decal (heater operating instructions) | 18B396 |
| Deflector (A/C air outlet) | 18B556 |
| Deflector (aux. trans. yoke oil seal dust) | 7961 |
| Deflector (front axle driving pinion oil seal) | 4859 |
| Deflector (front bumper stone) | 17A862 |
| Deflector (heater air outlet) | 18B556 |
| Deflector (parking brake oil) | 2B614 |
| Deflector (radiator air) | 8326-7 |
| Deflector (rear axle driving pinion oil seal) | 4859 |
| Deflector (top panel heater register) | 19A771 |
| Deflector (top panel A/C register) | 19A771 |
| Deflector assy. (radiator air side) | 8310-1 |
| Dehydrator & receiver tank assy. (A/C) | 19959 |
| Detent (air brake shoe actuator adjusting) | 2B008 |
| Detent (rear brake air chamber adjusting screw) | 2B029 |
| Dial (instrument cluster main) | 10887 |
| Dial (trans. control selector) | 7B033 |
| Dial (trans. gearshift indicator) | 15805 |
| Diaphragm (brake air chamber) | 2325 |
| Diaphragm (brake vacuum booster body) | 2394 |

D - cont'd.

| | |
|---|------------------|
| Diaphragm (brake vacuum booster control valve) | 2391 |
| Diaphragm (eng. oil filter) | 6751 |
| Diaphragm (fuel pump pulsator) | 9A358 |
| Diaphragm (rear axle air shift) | 4038 |
| Diaphragm (starter motor relay valve) | 11204 |
| Diaphragm assy. (brake booster vacuum control valve) | 2A365 |
| Diaphragm assy. (carb. accelerator pump) | 9B559 |
| Diaphragm assy. (carb. dashpot) | 9B559 |
| Diaphragm assy. (carb. governor) | 9503 |
| Diaphragm assy. (carb. secondary throttle) | 9503 |
| Diaphragm assy. (distributor) | 12370 |
| Diaphragm assy. (fuel pump) | 9398 |
| Diaphragm assy. (rear axle power divider differential lockout cylinder) | 4497 |
| Diaphragm assy. (trans. high clutch) | 7C339 |
| Diaphragm assy. (trans. vacuum throttle valve) | 7A377 |
| Diaphragm assy. (vacuum pump) | 9314 |
| Diaphragm & retainer assy. (carb. choke control) | 9J549 |
| Differential assy. (rear axle) | 4200, 4300 |
| Differential assy. (rear axle complete) | 4953 |
| Differential assy. (rear axle traction-loc) | 4026 |
| Diode assy. (lamp failure indicator) | 10C912 |
| Dipstick (eng. oil level) | 6750 |
| Disc (alternator diode plate solder) | 10A358 |
| Disc (brake booster return) | 2414 |
| Disc (clutch brake) | 7550, 7A597 |
| Disc (radio receiver tone control) | 18830 |
| Disc assy. (brake vacuum booster control valve) | 2308, 2384 |
| Disc assy. (clutch) | 7550 |
| Disc repair kit (trans. direct clutch friction) | 7B246, 7B337 |
| Disc repair kit (trans. reduction clutch friction) | 7B247, 7B339 |
| Discharge line (A/C compressor to condenser) | 19D590, 19972 |
| Distributor assy. | 12102, 12127 |
| Distributor repair kit | 12000 |
| Distributor shaft kit | 12175 |
| Door (A/C blender air) | 19469 |
| Door (A/C cover storage compt.) | 18C658 |
| Door (A/C defroster air) | 18A478 |
| Door (backup lamp) | 15513 |
| Door (cargo lamp) | 13788, 15513 |
| Door (headlamp) | 13064 |
| Door (heater air outlet) | 18A419 |
| Door (heater air vent) | 18A560 |
| Door (heater blender air) | 19469 |
| Door (heater cover storage compt.) | 18C658 |
| Door (heater defroster air) | 18A478 |
| Door (interior lamp) | 13788 |
| Door (parking lamp) | 13210, 13212 |



INDEX

| PART NAME | GROUP NUMBER | PART | NUMBER |
|--|---------------------------|---|-------------------------------------|
| D - cont'd. | | D - cont'd. | |
| Door (rear lamp) | 13489 | Duct assy. (heater air outlet) | 18633 |
| Door (rear license plate lamp) | 13566 | Duct assy. (heater outlet to floor) | 18C433 |
| Door assy. (A/C air damper) | 18A361 | Duct assy. (sleeper unit) | 18462 |
| Door assy. (A/C air outlet) | 19A759 | Duct & valve assy. (air cleaner air) | 9A626 |
| Door assy. (A/C control access) | 19C997 | Dust shield (rear brake carrier) | 2214-5 |
| Door assy. (heater air damper) | 18A361 | Dusting cloth | Δ |
| Door assy. (heater blower) | 18B254 | | |
| Door & handle assy. (A/C air) | 18C628 | E | |
| Door & handle assy. (heater air) | 18C628 | Eccentric (camshaft fuel pump drive) | 6287 |
| Dowel (eng. crankshaft damper & pulley to plate) | 6B318 | Economizer assy. (carb.) | 9A565 |
| Dowel (eng. cylinder block) | 6397 | Economizer kit (carb.) | 9A565 |
| Dowel (eng. cylinder head to cylinder block) | 6A008 | Elbow (air brake air line) | 18727 |
| Dowel (eng. flywheel to crankshaft) | 6387 | Elbow (air cleaner to carb.) | 9632 |
| Dowel (generator end plate locating) | 10088 | Elbow (brake booster) | 4087 |
| Dowel (rear axle carrier to housing) | 4146 | Elbow (brake vacuum booster tube) | 2420 |
| Dowel (trans. gearshift housing to case) | 7033 | Elbow (brake vacuum pump intake tube) | 2B047 |
| Drag link assy. (P/S hydraulic control) | 3304-5 | Elbow (eng. crankcase vent hose) | 6767 |
| Draincock (radiator or cylinder block) | 8115 | Elbow (exhaust air supply pump outlet) | 9C475 |
| Drain (generator regulator) | 10A594 | Elbow (flywheel mounted P.T.O. oil level check) | 7A755 |
| Drain pipe (air brake reservoir) | 18765 | Elbow (heater hose) | 18599 |
| Drive assy. (starter motor) | 11350 | Elbow (trans. air hose) | 7B417 |
| Drive spring kit (rear axle electric shift) | 4081 | Elbow (trans. oil temperature warning switch) | 7861 |
| Driver (carb. throttle shaft) | 9584 | Elbow assy. (fuel filter to fuel tank hose) | 9D313 |
| Driver (windshield wiper motor arm) | 17511 | Elbow assy. (P/S cylinder) | 3N594 |
| Driveshaft assy. | 4602, 4A603, 4605-6 | Elbow assy. (P/S pump outlet) | 3E599 |
| Driveshaft (flywheel mounted P.T.O.) | 7A684 | Elbow assy. (windshield wiper motor air intake) | 17B497 |
| Drum (front brake) | 1125 | Electrolyte (battery) | 10656 |
| Drum (parking brake) | 2614 | Element (trans. oil filter) | 7C012 |
| Drum (rear axle oil collector) | 4028, 4328 | Element assy. (carb. or eng. air cleaner) | 9601 |
| Drum (rear brake) | 1126 | Element assy. (cigar lighter) | 15054 |
| Drum (trans. rear carrier) | 7A219 | Element assy. (eng. oil filter) | 6731 |
| Drum assy. (trans. intermediate brake) | 7D044 | Element assy. (fuel filter) | 9365 |
| Drum assy. (trans. reverse brake) | 7C498 | Element assy. (P/S oil reservoir filter) | 3-3538, 3C602 |
| Drum & planetary gear assy. (trans. rear brake) | 7A398 | Element assy. (water filter) | 8A469 |
| Drum & secondary sun gear assy. (trans. front brake) | 7A626 | Element kit (rear axle oil filter) | 4A318 |
| Duct (A/C evaporator to connector outlet) | 19B553 | Emblem (radiator grille) | 8259 |
| Duct (A/C inlet) | 18A385 | Emblem (steering wheel hub) | 3649 |
| Duct (A/C recirculating air) | 19C591 | Emergency warning flasher kit | 15B584 |
| Duct (A/C roof side front) | 19D576 | Emission control kit (eng. exhaust) | 6A603 |
| Duct (A/C roof side rear) | 19D577 | End (front wheel spindle connecting rod) | 3A130-1, 3289, 3290 3797-8 |
| Duct (air cleaner shroud to air intake tube) | 9A674 | End (P/S cylinder) | 3797-8 |
| Duct (defroster) | 19098 | End plate assy. (brake booster) | 2329 |
| Duct (eng. air cleaner to eng.) | 9C623 | End repair kit (front stabilizer bar) | 5A486 |
| Duct (eng. crankcase vent) | 6A630 | Engine assy. | 6007 |
| Duct (heater inlet) | 18A385, 18A621 | Engine & generator assy. (aux. electric power) | 6D029 |
| Duct assy. (A/C air inlet) | 18B259 | Engine governor kit | 12480 |
| Duct assy. (A/C air outlet) | 18633 | Engine reconditioning paint | Δ |
| Duct assy. (A/C evaporator outlet) | 19C633 | Engine starting fluid | Δ |
| Duct assy. (A/C evaporator to register) | 19B680 | Equalizer (parking brake cable) | 2A602 |
| Duct assy. (A/C outlet to floor) | 18C433 | Equalizer (parking brake rear) | 2768 |
| Duct assy. (A/C roof side center) | 19901 | Equalizer (rear spring center) | 5885 |
| Duct assy. (air cleaner air less grille) | 9671 | Escutcheon (A/C switch) | 19983 |
| Duct assy. (heater air inlet) | 18B259 | Escutcheon (radio receiver) | 18809 |
| | | Evaporator assy. (A/C) | 19850 |
| | | Exhaust (starter motor) | 11A080 |

Δ Refer to page 1 in Paint Section

FORD TRUCK PARTS



INDEX

| PART NAME | GROUP NUMBER |
|--|--------------|
| E - cont'd. | |
| Exterior paint | Δ |
| Extension (air cleaner air inner duct) | 9B616 |
| Extension (brake master cylinder link) | 2146 |
| Extension (cab mounting rear frame sidemember, inner) | 5A411 |
| Extension (cab to frame rear support) | 5A359 |
| Extension (clutch release bearing lube fitting) | 7B577 |
| Extension (clutch release rod) | 7A504 |
| Extension (frame side member) | 5023 |
| Extension (frame side member front) | 5021-2 |
| Extension (front fender front lower) | 16A162-3 |
| Extension (front fender opening splash shield) | 16E578 |
| Extension (front fender rear lower) | 16B160-1 |
| Extension (fuel pump mounting bracket) | 9A408 |
| Extension (fuel shut-off solenoid plunger spring) | 9F275 |
| Extension (fuel tank leveling hose) | 9A081 |
| Extension (hood rear quarter reinforcement) | 16B950-1 |
| Extension (hood side name plate) | 16A822-3 |
| Extension (muffler outlet pipe) | 5263 |
| Extension (parking brake cable support) | 2A742 |
| Extension (radiator grille to opening side panel mounting bracket) | 8A324 |
| Extension (running board apron panel) | 16562-3 |
| Extension (running board outer) | 16A454-5 |
| Extension (steering column tube flange) | 3790 |
| Extension (tire valve) | 1705 |
| Extension (water temperature indicator sender wire) | 10B964 |
| Extension assy. (air cleaner air inner duct) | 9B629 |
| Extension assy. (cab mounting frame side member) | 5A100 |
| Extension assy. (cab to frame rear support) | 5A368 |
| Extension assy. (carb. air cleaner intake tube) | 9B693 |
| Extension assy. (clutch master cylinder push rod) | 7538 |
| Extension assy. (parking brake cable) | 2A793 |
| Extension kit (accelerator return spring) | 9737 |
| Extension pipe | 5A212 |
| Eye (rear axle torque arm adjustable) | 4386 |
| Eye assy. (P/S cylinder) | 3B618 |
| Eye bolt (trans. gearshift shaft) | 7E189 |

F

| | |
|--|------------------|
| Fan (alternator pulley) | 10A310 |
| Fan assy. (A/C condenser) | 19C659 |
| Fan assy. (alternator) | 10131, 10A310 |
| Fan assy. (exhaust air supply pump) | 9C472 |
| Fan assy. (heater blower) | 18504 |
| Fan blade assy. | 8600 |
| Fan & drive assy. (variable speed) | 8A629 |
| Feeder (rear axle differential lubricator) | 4358 |
| Felt (distributor cam lubricator) | 12A055 |
| Fender (front) | 16005-6 |
| Fender (rear) | 16312-3 |
| Ferrule (fuel line) | 9242 |

| PART NAME | GROUP NUMBER |
|--|------------------|
| F - cont'd. | |
| Field (A/C compressor with pilot bushing) | 2987 |
| Field assy. (alternator diode) | 10C325 |
| Filler (front fender rear) | 16A016-7 |
| Filler (hood panel) | 16C606 |
| Filler (hood panel rear) | 16A694-5 |
| Filler panel (radiator grille opening) | 8C006-7 |
| Filler plate (brake dust shield) | 2217 |
| Filter (carb. accelerator pump cavity) | 9F565 |
| Filter (A/C control light) | 19D556 |
| Filter (air chamber breather cap) | 2C488 |
| Filter (crankcase emission) | 9D697 |
| Filter (eng. oil filler & breather cap) | 6768 |
| Filter (exhaust air supply cleaner) | 9A496 |
| Filter (gauge fuel tank unit) | 9A011 |
| Filter (heater control light) | 19D556 |
| Filter (power brake booster air cleaner) | 2A346 |
| Filter (trans. air) | 7B265, 7330 |
| Filter assy. (crankcase vent) | 9D695 |
| Filter assy. (eng. crankcase vent oil separator) | 6A631 |
| Filter assy. (eng. crankcase vent tube) | 6782 |
| Filter assy. (eng. oil) | 6714 |
| Filter assy. (fuel) | 9155 |
| Filter assy. (fuel vapor valve tube air) | 9B008 |
| Filter assy. (P/S oil in-line) | 3C602 |
| Filter assy. (P/S pump oil) | 3-3538, 3C602 |
| Filter assy. (water) | 8A424 |
| Filter assy. (windshield washer fluid) | 17K608 |
| Filter installation kit (rear axle oil) | 4A329 |
| Finger (trans. gearshift lever first & reverse shift) | 7813 |
| Finger (trans. rear cross shaft first & reverse shift) | 7813 |
| Finger (trans. reverse shift) | 7C015, 7813 |
| Finger (trans. shaft first & reverse shift) | 7813 |
| Finger (trans. shift control) | 7B109, 7C124 |
| Finger (trans. shift control inner) | 7B109, 7811 |
| Finger (trans. shift control outer) | 7810 |
| Fire extinguisher kit | 19B540 |
| Fitting (A/C compressor suction) | 19660 |
| Fitting (air brake frame hose to tube) | 18713 |
| Fitting (air compressor discharge) | 2A877 |
| Fitting (brake manifold) | 2534, 2535 |
| Fitting (brake master cylinder outlet) | 2076 |
| Fitting (brake vacuum pump oil check valve) | 2B046 |
| Fitting (carb. fast idle adjusting screw) | 9B503 |
| Fitting (carb. fuel inlet) | 9A520 |
| Fitting (clutch master cylinder lubrication) | 7A750 |
| Fitting (clutch master cylinder outlet) | 2076 |
| Fitting (eng. oil filter hose) | 6748 |
| Fitting (front axle spindle grease) | 3C135-6 |
| Fitting (fuel pump inlet) | 9241 |
| Fitting (heater hose) | 18C603 |

Δ Refer to page 1 in Paint Section

January, 1975

COPYRIGHT © 1975—

FORD MARKETING CORPORATION

—DEARBORN, MICHIGAN

FINAL ISSUE



INDEX

| PART NAME | GROUP NUMBER | PART NAME | GROUP NUMBER |
|---|----------------------------------|---|----------------|
| F - cont'd. | | F - cont'd. | |
| Fitting (heater hose connection) | 9A455 | Front end assy. (fiberglass) | 16000 |
| Fitting (intake manifold to carb. spacer connection) | 9A455 | Fuel filter line | 9156 |
| Fitting (oil pressure sender) | 9B339 | Fuel line | 9282 |
| Fitting (P/S hose) | 3C520 | Fuse (electrical circuit) | 14526 |
| Fitting (P/S pump valve outlet) | 3D654 | Fuse assy. (cigar lighter) | 14429 |
| Fitting (water filter hose) | 8A432 | | |
| Fitting assy. (brake hose) | 2B284-5 | G | |
| Fitting assy. (intake manifold vacuum outlet) | 9A474 | Gasket (A/C compressor to mounting adapter) | 2895 |
| Fittings (A/C refrigerant lines) | 19D695 | Gasket (A/C compressor valve plate) | 19B994 |
| Flange (aux. trans. input shaft) | 7089 | Gasket (A/C control lens) | 18C260 |
| Flange (aux. trans. output shaft) | 7089 | Gasket (air brake compressor to mounting adapter) | 2895 |
| Flange (brake vacuum pump intake tube) | 2B048 | Gasket (air cleaner) | 9673 |
| Flange (coupling shaft universal joint) | 4865 | Gasket (air cleaner air inlet connector) | 9D634 |
| Flange (front axle drive) | 1245 | Gasket (air cleaner to carb.) | 9654 |
| Flange (fuel injection pump drive) | 9A549 | Gasket (air cleaner to eng.) | 9654 |
| Flange (heater air inlet duct) | 18A443 | Gasket (air compressor mounting surface cover) | 2946 |
| Flange (inlet pipe) | 5269 | Gasket (alternator brush cover) | 10B368 |
| Flange (muffler inlet pipe) | 5269 | Gasket (alternator front bearing) | 10C326 |
| Flange (P/S pump drive) | 3E527 | Gasket (aux. gearshift housing) | 7223 |
| Flange (starter motor coil retainer) | 11106 | Gasket (aux. trans. case) | 7B353 |
| Flange (starter motor drive) | 11385 | Gasket (backup lamp lens) | 15510 |
| Flange (steering column tube) | 3511 | Gasket (body side lamp housing) | 15A447 |
| Flange (trans. input shaft) | 7089 | Gasket (booster slave cylinder body) | 2373 |
| Flange (trans. output shaft) | 7089, 7B198 | Gasket (booster vacuum control valve body cover) | 2479 |
| Flange (transfer case) | 7089 | Gasket (brake air chamber mounting) | 2B036 |
| Flange (transfer case output shaft) | 7B214 | Gasket (brake booster) | 2437 |
| Flange (universal joint spline) | 7089 | Gasket (brake booster diaphragm) | 2167 |
| Flange (wheel rim) | 1099 | Gasket (brake booster hydraulic cylinder) | 2493 |
| Flange assy. (tachometer sending securing) | 17372 | Gasket (brake booster push rod seal retainer) | 2B075 |
| Flange assy. (universal joint) | 4351, 4465 4851, | Gasket (brake & clutch system) | 2151-4 |
| Flange & insulator (flexible joint steering) | 3A525 | Gasket (brake cylinder inner) | 2149 |
| Flange & retainer assy. (steering column tube) | 3B580, 3681 | Gasket (brake cylinder outer) | 2152 |
| Flasher assy. (emergency warning) | 13350 | Gasket (brake liner connector) | 2149 |
| Flasher assy. (turn indicator) | 13350 | Gasket (brake master cylinder filler cap) | 2167 |
| Flasher assy. (warning stop lamp) | 13350 | Gasket (brake vacuum booster) | 2373 |
| Float assy. (carb.) | 9550 | Gasket (brake vacuum pump cover) | 2A572 |
| Float assy. (fuel tank sender) | 9202 | Gasket (brake vacuum pump end plate) | 2A556 |
| Flywheel assy. (eng.) | 6375 | Gasket (brake vacuum pump intake elbow) | 2B050 |
| Flywheel ring, spring plate & hub assy. (clutch pressure plate) | 7571 | Gasket (brake vacuum pump intake tube) | 2B049 |
| Fork (rear axle power divider differential lockout shift) | 4450 | Gasket (brake vacuum pump mounting) | 2A453 |
| Fork (trans. aux. shift) | 7B283 | Gasket (brake vacuum pump oil check valve) | 2A564 |
| Fork (trans. gear shifter) | 2731, 7230, 7B283, 7289 | Gasket (carb. anti-backfire plug) | 9945 |
| Fork (trans. overdrive gearshift lower) | 7B298 | Gasket (carb. booster venturi support) | 9A536 |
| Fork (trans. overdrive gearshift upper) | 7B297 | Gasket (carb. discharge pump nozzle) | 9580 |
| Fork (transfer case high & low range shift) | 7289 | Gasket (carb. economizer) | 9A588 |
| Fork & roller assy. (rear axle differential shift) | 4045 | Gasket (carb. economizer cover) | 9563 |
| Fork & rail (trans. overdrive shift) | 7680 | Gasket (carb. economizer valve) | 9A588 |
| Frame (license plate) | 17A387 | Gasket (carb. float bowl) | 9561 |
| Frame (radio speaker housing mounting) | 19A161 | Gasket (carb. float bowl screw) | 9592 |
| Frame assy. | 5005-6 | Gasket (carb. float needle seat) | 9569 |
| | | Gasket (carb. float needle seat plug) | 9945 |
| | | Gasket (carb. fuel inlet fitting) | 9229, 9827 |
| | | Gasket (carb. fuel inlet needle seat) | 9569 |
| | | Gasket (carb. fuel level check plug) | 9A588, 9569 |

FORD TRUCK PARTS



INDEX

| PART NAME | GROUP NUMBER | PART NAME | GROUP NUMBER |
|--|---------------|--|---------------|
| G - cont'd. | | G - cont'd. | |
| Gasket (carb. governor body) | 9853 | Gasket (front air brake slinger) | 1152 |
| Gasket (carb. governor body cover) | 9982 | Gasket (front axle driving pinion grease retainer support) | 4507 |
| Gasket (carb. main metering body) | 9A518 | Gasket (front axle cover to housing) | 4036 |
| Gasket (carb. mounting) | 9447 | Gasket (front axle spindle pin cap) | 3114 |
| Gasket (carb. over-run control valve) | 9A588 | Gasket (front brake grease baffle) | 1193 |
| Gasket (carb. power body) | 9A588 | Gasket (front cross shaft control housing end cover) | 7806 |
| Gasket (carb. secondary diaphragm housing) | 9853 | Gasket (front turn indicator lamp lens) | 13330 |
| Gasket (carb. shaft backup plate) | 9B507 | Gasket (front wheel hub & grease cap) | 1153 |
| Gasket (carb. spark valve) | 9A588 | Gasket (fuel filter bowl) | 9364 |
| Gasket (carb. thermostatic choke control) | 9853 | Gasket (fuel filter element) | 9366 |
| Gasket (carb. thermostatic choke housing) | 9871 | Gasket (fuel gauge tank unit) | 9276 |
| Gasket (carb. throttle body to main body) | 9516 | Gasket (fuel injection pump mechanical governor cover) | 9C568 |
| Gasket (carb. throttle operating shaft) | 9B510 | Gasket (fuel injector pump mounting) | 9K514 |
| Gasket (carb. to governor) | 9447 | Gasket (fuel pump connection block) | 9A373 |
| Gasket (carb. to intake manifold) | 9447 | Gasket (fuel pump diaphragm oil seal) | 9408 |
| Gasket (carb. valve seat adjusting nut) | 9A522 | Gasket (fuel pump discharge hose retainer) | 9A375 |
| Gasket (carb. valve seat lock screw) | 9A522 | Gasket (fuel pump mounting) | 9417 |
| Gasket (cargo lamp) | 13790 | Gasket (fuel pump strainer assy) | 9366 |
| Gasket (clutch housing to trans. case) | 7A619 | Gasket (fuel pump valve) | 9367 |
| Gasket (compressor air inlet connector) | 2A947 | Gasket (fuel tank filler to quarter panel) | 9076 |
| Gasket (cylinder head water outlet) | 8269 | Gasket (fuel tank vent connector to fuel tank) | 9F311 |
| Gasket (distributor base) | 12143 | Gasket (fuel tank vent expansion tank connector) | 9F310 |
| Gasket (distributor diaphragm vacuum connection) | 12320 | Gasket (fuel vapor expansion tank tube connector flange) | 9A206 |
| Gasket (dome lamp) | 13A706, 13790 | Gasket (generator bearing retainer) | 10201 |
| Gasket (eng. air compressor adapter) | 6B610 | Gasket (governor mounting) | 12495 |
| Gasket (eng. crankcase oil cooler cover) | 6A632 | Gasket (governor to intake manifold) | 9447 |
| Gasket (eng. crankcase oil cooler to cylinder block) | 6A646 | Gasket (headlamp mounting) | 13044 |
| Gasket (eng. crankcase vent cover) | 6870 | Gasket (heater blower motor mounting) | 18583, 19092 |
| Gasket (eng. crankcase vent tube) | 6870 | Gasket (heater control lens) | 18C260 |
| Gasket (eng. crankshaft rear bearing oil seal) | 6344 | Gasket (heater core tube) | 18596 |
| Gasket (eng. cylinder front cover) | 6020 | Gasket (instrument cluster anti-squeak) | 10989 |
| Gasket (eng. cylinder head) | 6051 | Gasket (intake & exhaust manifold) | 9448 |
| Gasket (eng. flywheel housing) | 6435 | Gasket (intake manifold to cylinder block) | 9461 |
| Gasket (eng. front housing to block) | 6K012 | Gasket (intake manifold to cylinder head) | 9439-41 |
| Gasket (eng. governor body) | 18229 | Gasket (interior lamp) | 13790 |
| Gasket (eng. oil filler & breather cap) | 6789 | Gasket (lockout hub housing) | 1A021 |
| Gasket (eng. oil filler tube) | 6B610 | Gasket (manifold) | 9450 |
| Gasket (eng. oil filter adapter) | 6840 | Gasket (marker lamp body) | 15451 |
| Gasket (eng. oil filter adapter to cylinder block) | 6A636 | Gasket (marker lens) | 15A402 |
| Gasket (eng. oil filter center bolt to cover) | 6749 | Gasket (oil filter center bolt to cover) | 6749 |
| Gasket (eng. oil filter cover) | 6838, 6885 | Gasket (parking brake oil deflector) | 2C614 |
| Gasket (eng. oil filter element) | 6746 | Gasket (parking lamp lens) | 13211 |
| Gasket (eng. oil filter mounting) | 6838 | Gasket (P/S gear control valve) | 3E571 |
| Gasket (eng. oil level indicator boss) | 6753 | Gasket (P/S pressure relief valve) | 3B606 |
| Gasket (eng. oil pan) | 6710-1 | Gasket (P/S pump adapter to eng.) | 3K506 |
| Gasket (eng. oil pan drain plug) | 6734 | Gasket (P/S pump cover) | 3-3617, 3A760 |
| Gasket (eng. oil pump cover plate) | 6619 | Gasket (P/S pump mounting) | 3K506 |
| Gasket (eng. oil pump inlet tube) | 6626 | Gasket (P/S pump oil reservoir cover) | 3A642 |
| Gasket (eng. oil pump to block) | 6659 | Gasket (P/S pump to adapter) | 3K506 |
| Gasket (eng. oil relief valve plug) | 6669 | Gasket (radiator by-pass water tube) | 8563 |
| Gasket (eng. tachometer cover) | 6870 | Gasket (radiator shutter control) | 8B288 |
| Gasket (eng. valve push rod cover) | 6521 | Gasket (radiator tank lower) | 8B379 |
| Gasket (eng. valve rocker arm cover) | 6584 | Gasket (radiator tank upper) | 8B378 |
| Gasket (exhaust air supply tube) | 9C435 | | |
| Gasket (exhaust manifold) | 9448 | | |
| Gasket (flywheel mounted P.T.O. access cover) | 7A766 | | |



INDEX

| PART NAME | GROUP NUMBER | PART NAME | GROUP NUMBER |
|---|---------------|--|----------------|
| G - cont'd. | | G - cont'd. | |
| Gasket (rear air brake shoe plunger guide) | 2B032 | Gasket (starter motor terminal field) | 11A047 |
| Gasket (rear axle bevel pinion cover) | 4A137 | Gasket (steering gear housing cap & end plate) | 3593-5 |
| Gasket (rear axle cover to housing) | 4036 | Gasket (steering gear sector shaft housing cover) | 3581 |
| Gasket (rear axle differential carrier) | 4035, 4073 | Gasket (thermostatic choke heat supply cover) | 9903 |
| Gasket (rear axle differential carrier access hole plug) | 4A065 | Gasket (trans. aux. case) | 7086, 7B353 |
| Gasket (rear axle differential carrier oil tube) | 4056 | Gasket (trans. aux. case to trans. case) | 7086 |
| Gasket (rear axle differential center housing) | 4885 | Gasket (trans. aux. shift cylinder) | 7181, 7B228 |
| Gasket (rear axle drive pinion bearing retainer) | 4462 | Gasket (trans. aux. shift cylinder cover) | 7181 |
| Gasket (rear axle driving pinion grease retainer support) | 4507 | Gasket (trans. case access cover) | 7223 |
| Gasket (rear axle driving pinion shaft oil slinger) | 4671 | Gasket (trans. case rear end cover) | 7B343 |
| Gasket (rear axle electric shift drive screw bearing cover) | 4092 | Gasket (trans. case rear plate) | 7B343 |
| Gasket (rear axle electric shift motor cover) | 4104 | Gasket (trans. clutch housing to case) | 7A619 |
| Gasket (rear axle electric shift motor to housing) | 4105 | Gasket (trans. control valve body) | 7C155 |
| Gasket (rear axle helical pinion shaft bearing cover) | 4A060 | Gasket (trans. converter cover to impeller) | 7963 |
| Gasket (rear axle housing plug) | 4A230 | Gasket (trans. converter housing lower access cover) | 7989 |
| Gasket (rear axle housing to cover) | 4036 | Gasket (trans. converter housing to case) | 7A800 |
| Gasket (rear axle power divider case to carrier) | 4426 | Gasket (trans. converter impeller hub) | 7916 |
| Gasket (rear axle power divider cover) | 4427, 4885 | Gasket (trans. converter impeller hub to impeller) | 7916 |
| Gasket (rear axle power divider diaphragm assy.) | 4150 | Gasket (trans. counter shaft bearing cap) | 7181 |
| Gasket (rear axle power divider differential lockout bracket) | 4461 | Gasket (trans. counter shaft front bearing retainer) | 7051 |
| Gasket (rear axle power divider differential shift fork housing) | 4461 | Gasket (trans. counter shaft rear bearing adapter) | 7B223 |
| Gasket (rear axle power divider input shaft) | 4439 | Gasket (trans. extension housing) | 7086 |
| Gasket (rear axle power divider output shaft) | 4439 | Gasket (trans. extension housing to case) | 7086 |
| Gasket (rear axle power divider output shaft rear bearing retainer) | 4479 | Gasket (trans. extension housing to rear oil pump) | 7086 |
| Gasket (rear axle power divider shift housing) | 4150 | Gasket (trans. front output shaft rear bearing retainer) | 7086 |
| Gasket (rear axle shift fork opening) | 4564 | Gasket (trans. front to rear case) | 7223 |
| Gasket (rear axle sliding clutch push rod retainer) | 4150 | Gasket (trans. gearshift housing) | 7223 |
| Gasket (rear axle thru shaft bearing cover) | 4A060 | Gasket (trans. gearshift housing cap) | 7207 |
| Gasket (rear axle wiper) | 1187 | Gasket (trans. gearshift lever housing) | 7207 |
| Gasket (rear hub) | 1183 | Gasket (trans. gearshift lever housing to adapter) | 7185 |
| Gasket (rear lamp lens) | 13461 | Gasket (trans. gearshift lever housing to gearshift housing) | 7185 |
| Gasket (rear lamp white lens) | 13447 | Gasket (trans. gearshift spring cover) | 7B228 |
| Gasket (rear license plate lamp) | 13568 | Gasket (trans. gearshifter shaft lock plunger spring cover) | 7B228 |
| Gasket (rear spring seat cap) | 5A561 | Gasket (trans. governor cover) | 7B391 |
| Gasket (rear spring seat end plate) | 5A607 | Gasket (trans. governor inspection cover to extension housing) | 7B391 |
| Gasket (rear view outside mirror) | 17724 | Gasket (trans. input shaft bearing retainer) | 7051 |
| Gasket (rear wheel bearing retainer) | 1001 | Gasket (trans. intermediate band servo) | 7D026 |
| Gasket (speedo. case) | 17303 | Gasket (trans. low range counter shaft rear bearing retainer) | 7181 |
| Gasket (spotlight bracket outside) | 15324 | Gasket (trans. main control retarder valve body) | 7776 |
| Gasket (starter motor cover band) | 11129 | Gasket (trans. oil filter housing) | 7166 |
| Gasket (starter motor gear case) | 11216 | Gasket (trans. oil filter housing to plate) | 7166 |
| Gasket (starter motor ground terminal) | 11A056 | Gasket (trans. oil pan) | 7A191 |
| Gasket (starter motor housing) | 11217 | Gasket (trans. oil pan oil filter cover) | 7B049 |
| Gasket (starter motor lever housing) | 11A052 | Gasket (trans. oil pan screen) | 7E062 |
| Gasket (starter motor plunger cover) | 11065 | Gasket (trans. oil pump body) | 7B327 |
| Gasket (starter motor rear end housing) | 11003 | Gasket (trans. oil pump cover) | 7B326 |
| Gasket (starter motor relay) | 11471 | Gasket (trans. oil pump cover to case) | 7A136 |
| Gasket (starter motor relay valve lower body) | 11211 | Gasket (trans. oil pump to case) | 7A136 |
| Gasket (starter motor solenoid terminal plate) | 11A030 | | |

FORD TRUCK PARTS



INDEX

| PART NAME | GROUP NUMBER | PART NAME | GROUP NUMBER |
|--|----------------------------------|---|----------------|
| G - cont'd. | | G - cont'd. | |
| Gasket (trans. output shaft bearing retainer) | 7051, 7086, 7181, 7B347 | Gasket set (eng. complete overhaul) | 6008 |
| Gasket (trans. output shaft rear bearing cap) | 7086, 7B290 | Gasket set (eng. oil pan) | 6781 |
| Gasket (trans. overdrive housing to adapter) | 7661 | Gasket set (eng. valve grind) | 6079 |
| Gasket (trans. overdrive housing to case) | 7086 | Gasket set (manifold) | 9433 |
| Gasket (trans. P.T.O. cover) | 7166 | Gasket set (radiator tank) | 8B378-9 |
| Gasket (trans. P.T.O. to trans. case) | 7166 | Gasket set (trans.) | 7153 |
| Gasket (trans. rear bearing cover & speedometer) | 7086 | Gasket set (transfer case) | 7153 |
| Gasket (trans. rear oil pump to case) | 7A222 | Gasket & "O" ring repair kit (trans. external) | 7C288 |
| Gasket (trans. slave valve) | 7314 | Gas line anti-freeze | Δ |
| Gasket (trans. splitter gearshift) | 7B228 | Gate (trans. gearshift reverse front) | 7232 |
| Gasket (trans. splitter gearshift cylinder cover) | 7B228 | Gate (trans. gearshifter shaft) | 7232, 7279 |
| Gasket (trans. throttle control valve) | 7B426 | Gate (trans. low & reverse shifter shaft) | 7411 |
| Gasket (trans. valve adapter plate) | 7314 | Gate (trans. second & third gear shifter shaft) | 7411 |
| Gasket (trans. valve body separator plate) | 7D100 | Gate (trans. shifting) | 7B313 |
| Gasket (transfer case counter shaft front & rear bearing retainer) | 7181 | Gauge (instrument cluster eng. oil temperature) | 10C911 |
| Gasket (transfer case front output front & rear cap) | 7181 | Gauge (instrument cluster water temperature) | 10883 |
| Gasket (transfer case front output rear cap) | 7181 | Gauge assy. (brake air pressure) | 2557 |
| Gasket (transfer case front output shaft bearing retainer) | 7181 | Gauge assy. (brake vacuum) | 2A036 |
| Gasket (transfer case front output shaft oil seal retainer) | 7181 | Gauge assy. (fuel instrument panel unit) | 9280 |
| Gasket (transfer case idler shaft rear cap) | 7181 | Gauge assy. (fuel pressure) | 9270 9C270 |
| Gasket (transfer case input shaft bearing retainer) | 7181 | Gauge assy. (fuel tank unit) | 9275 |
| Gasket (transfer case input shaft rear bearing cover) | 7181 | Gauge assy. (oil pressure eng. unit) | 9278 |
| Gasket (transfer case rear output shaft bearing retainer) | 7181 | Gauge assy. (oil pressure instrument panel unit) | 9273 |
| Gasket (transfer case to trans. case) | 7086 | Gauge kit (eng.) | 10B944 |
| Gasket (transfer case top cover) | 7223 | Gear (aux. counter shaft second speed) | 7176 |
| Gasket (voltage regulator cover to base) | 10623 | Gear (aux. output shaft fourth speed) | 7B266 |
| Gasket (water filter cover) | 8A474 | Gear (aux. trans. counter shaft drive) | 7177 |
| Gasket (water outlet connection) | 8255 | Gear (aux. trans. counter shaft drive fourth speed) | 7177 |
| Gasket (water outlet connection assortment) | 8255 | Gear (aux. trans. counter shaft P.T.O. drive) | 7254 |
| Gasket (water pump cover) | 8513 | Gear (aux. trans. counter shaft second speed underdrive) | 7114, 7176 |
| Gasket (water pump housing) | 8507 | Gear (aux. trans. counter shaft underdrive) | 7B282 |
| Gasket (water thermostat) | 8590 | Gear (aux. trans. output shaft direct & overdrive) | 7A060 |
| Gasket (windshield wiper motor cover) | 17471 | Gear (aux. trans. output shaft first & second speed clutch) | 7A078 |
| Gasket kit (A/C compressor) | 19B684 | Gear (aux. trans. output shaft first speed) | 7A079 |
| Gasket kit (P.T.O.) | 7166 | Gear (aux. trans. output shaft fourth speed overdrive) | 7101 |
| Gasket kit (P.T.O. cover) | 7166 | Gear (aux. trans. output shaft overdrive) | 7101 |
| Gasket kit (rear axle) | 4A109 | Gear (aux. trans. output shaft underdrive) | 7101, 7B207 |
| Gasket & oil seal repair kit (trans.) | 7153 | Gear (aux. trans. second & third speed clutch) | 7A060 |
| Gasket repair kit (trans.) | 7153 | Gear (aux. trans. third & fourth speed clutch) | 7A060 |
| Gasket repair kit (trans. air filter element) | 7331 | Gear (distributor driven) | 12390 |
| Gasket repair kit (trans. case front pump & converter housing) | 7A136 | Gear (eng. aux. driveshaft drive) | 6A757 |
| Gasket repair kit (trans. oil filter) | 7757 | Gear (eng. aux. driveshaft driven) | 6A754 |
| Gasket repair kit (trans. oil pan & valve body) | 7B082 | Gear (eng. camshaft) | 6256 |
| Gasket & seal kit (eng. rocker arm cover) | 6A506 | Gear (eng. crankshaft) | 6306 |
| Gasket & seal repair kit (retarder valve) | 7B254 | Gear (eng. flywheel ring) | 6384 |
| Gasket set (carb.) | 9502 | Gear (eng. governor drive) | 18213 |
| | | Gear (eng. oil pump & distributor driven) | 6652 |
| | | Gear (eng. oil pump lower) | 6610 |
| | | Gear (flywheel mounted P.T.O. driveshaft) | 7254 |
| | | Gear (flywheel mounted P.T.O. idler) | 7A678 |
| | | Gear (flywheel mounted P.T.O. input) | 7A669 |

Δ Refer to Page 1 of Paint Section

January, 1975

COPYRIGHT © 1975—

FORD MARKETING CORPORATION

—DEARBORN, MICHIGAN

FINAL ISSUE



INDEX

| PART NAME | GROUP NUMBER | PART NAME | NUMB |
|--|--|--|---------------------------------|
| G - cont'd. | | G - cont'd. | |
| Gear (flywheel mounted P.T.O. oil pump drive) | 7A688 | Gear (trans. counter shaft first speed) | 7113, 7144, 7176 |
| Gear (front axle differential side) | 4236 | Gear (trans. counter shaft fourth & fifth sliding) | 7106 |
| Gear (front axle shaft drive) | 1245 | Gear (trans. counter shaft fourth speed) | 7112, 7144, 7177 |
| Gear (fuel injection pump drive) | 9A546 | Gear (trans. counter shaft fourth speed overdrive) | 7144 |
| Gear (P/S pump driven) | 3A641 | Gear (trans. counter shaft hi speed, first, second seventh & eighth) | 7144 |
| Gear (rear axle differential driven) | 4210, 4212, 4213, 4739, 4743, 4744, 4746 | Gear (trans. counter shaft high range) | 7177 |
| Gear (rear axle differential planetary) | 4229 | Gear (trans. counter shaft high range rear drive) | 7144 |
| Gear (rear axle differential side) | 4236, 4239 | Gear (trans. counter shaft high speed) | 7158, 7177 |
| Gear (rear axle drive pinion transfer) | 4442 | Gear (trans. counter shaft low range) | 7177 |
| Gear (rear axle power divider) | 4A088 | Gear (trans. counter shaft low range clutch) | 7144 |
| Gear (rear axle power divider differential side) | 4433-4 | Gear (trans. counter shaft low range output) | 7144 |
| Gear (rear axle power divider driven) | 4212, 4739 | Gear (trans. counter shaft low & reverse) | 7100 |
| Gear (rear axle power divider input shaft cluster) | 4433-4 | Gear (trans. counter shaft low & reverse cluster) | 7100 |
| Gear (rear axle power divider output shaft transfer) | 4474 | Gear (trans. counter shaft overdrive) | 7101, 7158, 7177 |
| Gear (rear axle power divider sliding clutch) | 4455 | Gear (trans. counter shaft P.T.O.) | 7B041, 7144 |
| Gear (rear axle sliding clutch) | 4055 | Gear (trans. counter shaft reverse) | 7100 |
| Gear (rear axle sun) | 4552 | Gear (trans. counter shaft second speed) | 7102, 7137, 7144, 7177 |
| Gear (speedo. driven) | 17271 | Gear (trans. counter shaft second speed underdrive) | 7114 |
| Gear (speedo. driving) | 17285 | Gear (trans. counter shaft third overdrive) | 7144 |
| Gear (starter motor driven) | 11A067 | Gear (trans. counter shaft third speed) | 7131, 7144 |
| Gear (tachometer drive) | 17377 | Gear (trans. first speed) | 7100 |
| Gear (tachometer driven) | 17374 | Gear (trans. forward ring) | 7D392 |
| Gear (trans. aux. counter shaft drive) | 7177 | Gear (trans. front internal) | 7B044 |
| Gear (trans. aux. counter shaft & reduction) | 7101, 7177 | Gear (trans. front sun) | 7A182 |
| Gear (trans. aux. counter shaft third speed) | 7144 | Gear (trans. governor drive) | 6922 |
| Gear (trans. aux. drive) | 7A079 | Gear (trans. high range) | 7137 |
| Gear (trans. aux. output shaft) | 7A078, 7103 | Gear (trans. input shaft) | 7017 |
| Gear (trans. aux. output shaft drive) | 7017, 7101, 7146 | Gear (trans. input shaft drive) | 7158 |
| Gear (trans. aux. output shaft reduction) | 7102 | Gear (trans. intermediate clutch sun) | 7789 |
| Gear (trans. aux. output shaft second speed) | 7102 | Gear (trans. low clutch ring) | 7787 |
| Gear (trans. aux. output shaft third speed) | 7144 | Gear (trans. low clutch sun) | 7D209 |
| Gear (trans. aux. reduction) | 7101 | Gear (trans. low constant mesh) | 7A029 |
| Gear (trans. center internal) | 7177 | Gear (trans. low & reverse sliding) | 7100 |
| Gear (trans. center sun) | 7789 | Gear (trans. low speed) | 7100 |
| Gear (trans. counter shaft) | 7113, 7144 | Gear (trans. main cluster) | 7101 |
| Gear (trans. counter shaft aux. main shaft) | 7177 | Gear (trans. main drive) | 7017 |
| Gear (trans. counter shaft aux. reduction & hole gear) | 7101 | Gear (trans. main shaft coupling drive) | 7017 |
| Gear (trans. counter shaft cluster) | 7113 | Gear (trans. main shaft sliding clutch) | 7B341 |
| Gear (trans. counter shaft constant mesh drive) | 7177 | Gear (trans. main shaft third speed) | 7B340 |
| Gear (trans. counter shaft drive & reduction) | 7177 | Gear (trans. oil pump driving) | 7B329 |
| Gear (trans. counter shaft drive fourth speed) | 7177 | Gear (trans. output shaft clutch) | 7B218 |
| Gear (trans. counter shaft drive fifth speed) | 7144, 7177 | Gear (trans. output shaft constant drive) | 7177 |
| Gear (trans. counter shaft first & reverse) | 7113 | Gear (trans. output shaft direct drive) | 7196 |
| | | Gear (trans. output shaft drive) | 7A079, 7146 |

FORD TRUCK PARTS



INDEX

| PART NAME | GROUP NUMBER | PART NAME | NUM. |
|--|----------------------------------|--|-----------------|
| G - cont'd. | | G - cont'd. | |
| Gear (trans. output shaft first speed) | 7100, 7102 | Gear (transfer case low speed sliding) | 7100 |
| Gear (trans. output shaft first speed clutch) | 7B341 | Gear (transfer case output shaft intermediate drive) | 7100 |
| Gear (trans. output shaft first & second speed) | 7183 | Gear (transfer case rear output shaft) | 7024 |
| Gear (trans. output shaft first & second speed synchronizer) | 7100 | Gear (windshield wiper motor output) | 17A491 |
| Gear (trans. output shaft fourth & fifth speed hub) | 7101 | Gear assy. (P/S) | 3504, 3E528 |
| Gear (trans. output shaft fourth & fifth speed sliding clutch) | 7B161 | Gear assy. (rear axle differential idler) | 4580 |
| Gear (trans. output shaft fourth speed) | 7158 | Gear assy. (speedo. driven) | 17322 |
| Gear (trans. output shaft low range & reverse) | 7146 | Gear assy. (steering) | 3504 |
| Gear (trans. output shaft overdrive) | 7158, 7196 | Gear assy. (tachometer drive) | 17373 |
| Gear (trans. output shaft parking) | 7A233 | Gear assy. (trans. output shaft clutch drive) | 7196 |
| Gear (trans. output shaft reduction) | 7101 | Gear assy. (trans. overdrive planetary) | 7673 |
| Gear (trans. output shaft reverse) | 7142 | Gear assy. (trans. overdrive sun) | 7670 |
| Gear (trans. output shaft ring) | 7A153 | Gear assy. (trans. primary sun) | 7A399 |
| Gear (trans. output shaft second speed) | 7103, 7158, 7176, 7B340 | Gear assy. (trans. sun) | 7D063 |
| Gear (trans. output shaft second speed idler) | 7103 | Gear assy. (windshield wiper motor) | 17490 |
| Gear (trans. output shaft second speed overdrive) | 7103 | Gear & bushing (aux. trans. output shaft high) | 7101 |
| Gear (trans. output shaft second speed underdrive) | 7103 | Gear & bushing (trans. oil pump driven) | 7C042 |
| Gear (trans. output shaft second & third speed sliding) | 7103 | Gear & bushing (trans. output shaft first speed) | 7B266 |
| Gear (trans. output shaft sliding clutch) | 7A060, 7103 | Gear & bushing (trans. output shaft fourth speed) | 7B267 |
| Gear (trans. output shaft splitter) | 7101 | Gear & bushing (trans. output shaft intermediate) | 7102 |
| Gear (trans. output shaft third & fourth clutch) | 7106 | Gear & bushing (trans. output shaft overdrive) | 7B410 |
| Gear (trans. output shaft third speed) | 7144, 7196 | Gear & bushing (trans. output shaft second speed) | 7103, 7176 |
| Gear (trans. output shaft third speed idler) | 7196 | Gear & bushing (trans. output shaft third speed) | 7101 |
| Gear (trans. output sliding) | 7103 | Gear & bushing assy. (aux. main shaft reduction) | 7176 |
| Gear (trans. overdrive governor driven) | 6922 | Gear & bushing assy. (trans. output shaft first) | 7101 |
| Gear (trans. overdrive planetary) | 7673 | Gear & bushing assy. (trans. output shaft overdrive) | 7101 |
| Gear (trans. overdrive ring) | 7653 | Gear & bushing assy. (aux. output shaft second speed) | 7176 |
| Gear (trans. overdrive sun) | 7670 | Gear & bushing assy. (aux. trans. output shaft underdrive) | 7A079 |
| Gear (trans. P.T.O.) | 7B041 | Gear & bushing assy. (trans. reverse idler) | 7141 |
| Gear (trans. range shift & main shaft) | 7177 | Gear & bushing assy. (transfer case direct drive) | 7024 |
| Gear (trans. rear internal) | 7787 | Gear & column assy. (steering) | 3503 |
| Gear (trans. rear sun) | 7A348 | Gear kit (rear axle differential side) | 4236 |
| Gear (trans. reverse) | 7142 | Gear & pinion kit (front axle) | 3222, 4209 |
| Gear (trans. reverse clutch ring) | 7B044 | Gear & pinion kit (rear axle) | 4209, 4309 |
| Gear (trans. reverse idler) | 7142 | Gear & pinion kit (rear axle differential) | 4237 |
| Gear (trans. reverse sun) | 7D232 | Gear & pinion (windshield wiper motor) | 17A479 |
| Gear (trans. second speed) | 7102 | Gear & shaft assy. (windshield wiper motor output) | 17A434 |
| Gear (trans. second & third speed synchronizer clutch) | 7183 | Gear & synchronizer collar (trans. counter shaft high range) | 7144 |
| Gear (trans. third & fourth clutch) | 7183 | Gearshift assy. (aux. trans.) | 7B072 |
| Gear (trans. third & fourth speed clutch) | 7B310 | Generator assy. | 10002 |
| Gear (trans. third & fourth speed synchronizer) | 7183 | Glass (instrument cluster) | 10880 |
| Gear (transfer case front output shaft) | 7100 | Glass (radiator coolant level sight) | 8B404 |
| Gear (transfer case front output sliding clutch) | 7103 | Governor assy. (air compressor) | 2885 |
| Gear (transfer case idler shaft) | 7142 | Governor assy. (eng.) | 12450-1 |
| Gear (transfer case input shaft) | 7024 | Governor assy. (trans.) | 7C053 |
| Gear (transfer case intermediate drive) | 7100 | Governor assy. (trans. overdrive) | 6919 |
| Gear (transfer case low speed intermediate shaft) | 7100 | Governor assy. (trans. with counterweight) | 7C053 |
| | | Grille (A/C air intake) | 19744 |
| | | Grille (radiator) | 8150-1, 8200 |



INDEX

| PART NAME | GROUP NUMBER | PART NAME | GROUP NUMBER |
|--|--------------|--|-----------------|
| G - cont'd. | | G - cont'd. | |
| Grille (radio speaker) | 18985, | Gusset (frame side member to rear cross member R. H.) | 5146 |
| Grille Assy. (air cleaner air duct) | 9672 | Gusset (front fender apron & radiator support) | 16A126-7 |
| | 18978 | Gusset (front fender to radiator grille) | 16A130-1 |
| Grommet (air vent control) | 14605 | Gusset (front suspension housing) | 3A152 |
| Grommet (antenna lead-in seal) | 18912 | | |
| Grommet (carb. air cleaner) | 9697 | H | |
| Grommet (carb. choke) | 14612 | Handle (cab lock hook release) | 5A377 |
| Grommet (choke control) | 14605 | Handle (eng. compression release) | 6A543 |
| Grommet (eng. crankcase vent retainer) | 6A892 | Handle (headlamp guard & radiator latch) | 18418 |
| Grommet (eng. P/S oil reservoir cover stud) | 6570 | Handle (hood latch release) | 16B626 |
| Grommet (eng. valve push rod cover bolt or stud) | 6570 | Handle (jack) | 17081 |
| Grommet (eng. valve rocker arm cover stud) | 6570 | Handle (radiator & headlamp guard latch) | 18418 |
| Grommet (fuel air shut-off control) | 9S504 | Handle (wheel nut wrench) | 17034 |
| Grommet (fuel tank filler neck) | 9080 | Handle Assy. (cab lock camshaft control arm) | 5A378 |
| Grommet (fuel tank vent tube) | 9069 | Handle Assy. (hood latch) | 16700 |
| Grommet (instrument control cable) | 10A898 | Handle Assy. (parking brake release) | 2760 |
| Grommet (power brake booster check valve) | 2B176 | Handle Assy. (radiator & headlamp guard latch) | 8B486 |
| Grommet (radiator filler) | 8373 | Handle & cable Assy. (trans. overdrive manual control) | 7A650 |
| Grommet (radio antenna cable) | 18A908 | Handle kit (heater door & air duct) | 18B578 |
| Grommet (speedo. case) | 17304 | Hanger (brace to clamp) | 5A290 |
| Grommet (steering column to dash) | 3512 | Hanger (fuel tank leveling hose support) | 9A152 |
| Grommet (trans. overdrive handle & cable dash panel) | 01694 | Hanger (inlet pipe) | 5A290 |
| Grommet (trans. overdrive lockout control wire) | 01694 | Hanger (muffler) | 5A290 |
| Grommet (windshield wiper control) | 14605 | Hanger (muffler pipes) | 5A290 |
| Grommet (windshield wiper motor mounting) | 17C431 | Hanger (outlet pipe) | 5A290 |
| Grommet (wiring) | 14603 | Harness Assy. (A/C blower motor) | 18C629 |
| Guard (A/C evaporator fan) | 19742 | Harness Assy. (A/C control motor) | 18C560 |
| Guard (A/C evaporator motor) | 19806 | Harness Assy. (heater control motor) | 18C560, 18C629 |
| Guard (brake booster valve body) | 2180 | Head (A/C compressor cylinder) | 2995 |
| Guard (coupling shaft) | 4690 | Head (cab lift pump piston) | 5A387 |
| Guard (front bumper) | 17984 | Head (eng. cylinder) | 6049 |
| Guard (parking brake drum) | 2625 | Head (rear view outside mirror) | 17C702, 17722-3 |
| Guard (power brake booster) | 2A021 | Head (water filter mounting) | 8C074 |
| Guard (radiator grille) | 8307 | Headlamp Assy. (less bulb & wiring) | 13008 |
| Guard (radiator lower) | 5071, 8A316 | Heater Assy. (eng. block) | 6A051 |
| Guard Assy. (alternator pulley & belt) | 10B381 | Heater Assy. (intake manifold) | 9A436 |
| Guard Assy. (headlamp & radiator grille) | 18410 | Heater & defroster kit | 18455 |
| Guard Assy. (radiator grille & headlamp) | 18410 | Heater kit (eng. block) | 6D008 |
| Guard Assy. (rear wheel splash) | 16A550 | Hinge (A/C housing cover) | 18C662 |
| Guard kit (radiator grille) | 8307 | Hinge (accelerator pedal) | 9710 |
| Guide (air brake shoe actuator plunger) | 2B005 | Hinge (cab lift pump) | 5A385 |
| Guide (brake air chamber wedge) | 2F225 | Hinge (eng. cover lower) | 6A085 |
| Guide (brake shoe adjusting lever cable) | 2A179 | Hinge (heater housing cover) | 18C662 |
| Guide (carb. float bowl vent rod) | 9D586 | Hinge (hood) | 16796-7 |
| Guide (clutch master cylinder relief valve spring) | 7A715 | Hinge Assy. (radiator grille upper panel) | 8455-6 |
| Guide (front axle shaft) | 3248 | Holder (alternator brush) | 10351 |
| Guide (fuel pump push rod) | 9379 | Holder (fuse) | 14417 |
| Guide (rear axle differential clutch plate) | 4A323 | Holder (starter motor brush) | 11061 |
| Guide (steering gear ball return) | 3523 | Holder (starter motor brush insulated) | 11394 |
| Guide (trans. front band servo piston) | 7A269 | Holder kit (starter motor brush) | 11058 |
| Guide (trans. overdrive shift rail) | 7696, 7730 | Holder & terminal plate Assy. (starter motor brush) | 11A037 |
| Gusset (cab mounting rear rear inner) | 5382-3 | | |
| Gusset (frame cross member) | 5031-2 | | |
| Gusset (frame side member to front cross member) | 5123-4 | | |

◇ Refer to Body Section

FORD TRUCK PARTS



INDEX

| PART NAME | GROUP NUMBER | PART NAME | GROUP NUMBER |
|---|----------------|--|--------------------|
| H - cont'd. | | H - cont'd. | |
| Hood | 16612 | Hose (power brake booster reservoir to manifold) | 2A047 |
| Hood & door assy. (A/C condenser) | 19C649 | Hose (P/S bulk) | 3B719 |
| Hook (aux. fuel tank bracket) | 9148 | Hose (P/S cylinder) | 8497 |
| Hook (battery box cover) | 10A679 | Hose (P/S pump to reservoir) | 3A579 |
| Hook (cab lock) | 5007 | Hose (P/S reservoir to pump) | 3691 |
| Hook (cab lock aux.) | 5A158 | Hose (P/S return line) | 3A005 |
| Hook (hood auxiliary catch) | 16892 | Hose (radiator) | 8260, 8286 |
| Hook (hood latch) | 16900 | Hose (radiator air aspirator) | 8C012 |
| Hook (towing front) | 17A954-5 | Hose (radiator by-pass water) | 8548 |
| Horn (carb. air) | 9524 | Hose (radiator bulk) | 8333 |
| Horn (carb. air cleaner) | 9632 | Hose (radiator drain) | 8081 |
| Horn assy. | 13832-3 | Hose (radiator overflow) | 8075, 8A213 |
| Horn kit (air) | 13800 | Hose (radiator shutter) | 8493 |
| Hose (A/C evaporator drain) | 19858 | Hose (radiator shutter control cylinder tube) | 8A206 |
| Hose (air by-pass valve inlet) | 9H548 | Hose (radiator shutter control thermostat air outlet) | 8491 |
| Hose (air by-pass valve upper) | 9H569 | Hose (radiator shutter thermostat to brake booster line) | 8A205 |
| Hose (air cleaner to intake manifold) | 9B613 | Hose (radiator supply tank) | 8063 |
| Hose (air cleaner to intake tube upper) | 9C681 | Hose (radiator supply tank connection) | 8A365 |
| Hose (air compressor tube water) | 2-2917 | Hose (radiator supply tank overflow tube) | 8B102 |
| Hose (anti-backfire valve) | 9H534 | Hose (radiator supply tank overflow tube connecting) | 8-8059 |
| Hose (anti-backfire valve extension) | 9H560 | Hose (radiator supply tank vent tube connector) | 8A366 |
| Hose (anti-backfire valve inlet) | 9H548 | Hose (radiator to eng. vent) | 8276 |
| Hose (anti-backfire valve vacuum) | 9H533 | Hose (radiator to supply tank vent) | 8003, 8497 |
| Hose (anti-backfire valve vacuum tube to manifold) | 9H564 | Hose (rear axle) | 4090 |
| Hose (aux. shift air supply) | 7B175 | Hose (rear axle housing vent) | 4A001 |
| Hose (brake booster reservoir tank gauge) | 2A037 | Hose (rear axle power divider differential lockout cylinder) | 4881 |
| Hose (brake check valve to intake manifold) | 2A046 | Hose (rear brake) | 2282 |
| Hose (brake line) | 2270 | Hose (trans. air filter) | 7B175 |
| Hose (brake relay valve to rear wheel connector) | 2A289 | Hose (trans. oil cooler) | 7B093 |
| Hose (brake vacuum booster) | 2336 | Hose (trans. oil cooler to water by-pass) | 7752 |
| Hose (bulk) | 2269 | Hose (trans. oil cooler water) | 7B093 |
| Hose (carb. air cleaner to compressor) | 2974 | Hose (trans. oil overflow) | 7A080 |
| Hose (coolant) | 8C063-9 | Hose (trans. shift control valve to cylinder) | 7B175 |
| Hose (eng. air cleaner outlet connection) | 9C622 | Hose (vacuum fuel pump switch to manifold) | 9343 |
| Hose (eng. air handling line) | 6B663 | Hose (water by-pass) | 8548, 8597 |
| Hose (eng. by-pass oil filter return) | 6A652 | Hose (water filter supply or return) | 8B351-2 |
| Hose (eng. by-pass oil filter supply) | 6A651 | Hose (water pump to radiator by-pass tube) | 7B093 |
| Hose (eng. crankcase vent) | 6A664, 6853 | Hose (windshield defroster) | 18556, |
| Hose (eng. crankcase vent oil return) | 6762 | Hose (windshield washer) | 17580-1, 17A605 |
| Hose (eng. flywheel housing vent tube) | 6446 | Hose (windshield washer reservoir to foot controls) | 17A624 |
| Hose (eng. oil filler pipe) | 6793 | Hose (windshield wiper)-bulk | 17543 |
| Hose (eng. oil filter inlet)-bulk | 6745 | Hose (windshield wiper vacuum pump to brake booster check valve) | 17499 |
| Hose (eng. oil filter pipe) | 6A787 | Hose assy. (air brake foot control valve to front tee) | 2897 |
| Hose (eng. radiator crossover vent) | 6B644 | Hose assy. (air brake foot control valve to quick release valve) | 2587 |
| Hose (exhaust air supply check valve inlet) | 9B466 | Hose assy. (air cleaner inlet) | 9B613 |
| Hose (exhaust air supply pump inlet) | 9B458 | Hose assy. (air compressor governor to governor tube) | 2989 |
| Hose (exhaust air supply pump outlet) | 9B459-60 | Hose assy. (air compressor oil inlet & outlet) | 2922 |
| Hose (front brake) | 2A420 | | |
| Hose (fuel return) | 9324 | | |
| Hose (fuel tank to filler pipe) | 9047 | | |
| Hose (fuel tank vent) | 9324 | | |
| Hose (fuel tank vent tube) | 9170 | | |
| Hose (fuel tube connector) | 9324 | | |
| Hose (fuel vapor) | 9E325 | | |
| Hose (heater water) | 18472 | | |
| Hose (intake manifold to vent valve) | 9K482 | | |
| Hose (manifold to brake vacuum booster check valve) | 2-2352 | | |



INDEX

| PART NAME | GROUP NUMBER | PART NAME | NUMBER |
|---|--------------|---|-------------------|
| H - cont'd. | | H - cont'd. | |
| Hose assy. (air compressor oil outlet) | 2912 | Hose guard kit | 19B970 |
| Hose assy. (air compressor outlet) | 2A907 | Hose kit (A/C) | 19C708 |
| Hose assy. (air compressor to governor) | 2903 | Housing (A/C blower motor) | 18754-5, 19693 |
| Hose assy. (brake) | 2078 | Housing (A/C blower motor sleeper unit) | 18568 |
| Hose assy. (brake air check valve) | 2936 | Housing (alternator front) | 10333 |
| Hose assy. (brake front control valve) | 2899 | Housing (alternator rear) | 10334 |
| Hose assy. (brake manifold to union) | 2B225 | Housing (brake vacuum pump) | 2B044 |
| Hose assy. (brake reservoir connector) | 2571 | Housing (carb. fast idle cam) | 9981 |
| Hose assy. (brake vacuum pump oil inlet) | 2B451 | Housing (carb. thermostatic choke) | 9848 |
| Hose assy. (cab cylinder lift) | 5A360 | Housing (clutch) | 7505 |
| Hose assy. (clutch release) | 7B513 | Housing (distributor terminal cap) | 12106 |
| Hose assy. (eng. by-pass oil filter) | 6A251 | Housing (eng. oil level indicator) | 6809 |
| Hose assy. (eng. fuel filter outlet) | 6748 | Housing (eng. timing gear) | 6K011 |
| Hose assy. (eng. fuel reservoir) | 9288 | Housing (flywheel mounted P.T.O.) | 7A691 |
| Hose assy. (eng. oil) | 6B833 | Housing (front air brake actuator) | 2B011 |
| Hose assy. (eng. oil filter inlet) | 6745 | Housing (front axle spindle) | 3B105-6 |
| Hose assy. (front brake) | 2B230 | Housing (front suspension mounting) | 3B259, 3A435 |
| Hose assy. (fuel filter to selector valve) | 9288 | Housing (heater blower motor) | 18593 |
| Hose assy. (fuel injector return to fuel tank) | 9C273 | Housing (heater blower motor sleeper unit) | 18568 |
| Hose assy. (fuel primer pump) | 9288 | Housing (instrument cluster) | 10838 |
| Hose assy. (fuel pump to discharge fitting) | 9A376 | Housing (instrument cluster adapter) | 10928 |
| Hose assy. (fuel tank leveling) | 9A083 | Housing (P/S gear actuator) | 3E564 |
| Hose assy. (fuel tank selector valve) | 9B285 | Housing (radiator grille headlamp) | 8228 |
| Hose assy. (fuel tank selector valve to fuel tank tube) | 9A329 | Housing (radio speaker) | 18825 |
| Hose assy. (fuel tank vent expansion tank) | 9049 | Housing (rear axle air shift) | 4082 |
| Hose assy. (manifold to brake vacuum tube flexible) | 2353 | Housing (rear axle electric shift) | 4082 |
| Hose assy. (parking brake air valve) | 2A625 | Housing (rear axle oil filter) | 4A319 |
| Hose assy. (parking brake emergency air supply) | 2A775 | Housing (rear axle power divider) | 4432 |
| Hose assy. (parking brake press feed) | 2A777 | Housing (rear brake air chamber cylinder) | 2B035 |
| Hose assy. (parking brake release valve) | 2A632 | Housing (starter motor drive) | 11A021 |
| Hose assy. (P/S aux. reservoir) | 3F500 | Housing (starter motor reduction gear) | 11A062 |
| Hose assy. (P/S control valve to cylinder head end) | 3A714 | Housing (starter motor relay front) | 11404 |
| Hose assy. (P/S control valve to cylinder rod end) | 3A717 | Housing (steering shaft coupling) | 3A528 |
| Hose assy. (P/S cylinder) | 3R552 | Housing (trans. aux. shift) | 7222 |
| Hose assy. (P/S drag link to cylinder pressure) | 3A714 | Housing (trans. control selector) | 7B020, 7A307 |
| Hose assy. (P/S drag link to cylinder return) | 3A717 | Housing (trans. converter) | 7975, 7976 |
| Hose assy. (P/S pressure line) | 3A719 | Housing (trans. extension) | 7A039 |
| Hose assy. (P/S pressure relief valve) | 3E606 | Housing (trans. front shift) | 7222 |
| Hose assy. (P/S pressure & return line) | 3A312 | Housing (trans. gearshift lever) | 7203, 7222 |
| Hose assy. (P/S return line) | 3A713 | Housing (trans. gearshift lower) | 7A197 |
| Hose assy. (P/S return line rear) | 3A656 | Housing (trans. intermediate clutch piston) | 7788 |
| Hose assy. (radiator shutter) | 8493 | Housing (trans. intermediate & low clutch reaction) | 7A446 |
| Hose assy. (radiator shutter control) | 8493 | Housing (trans. low & reverse piston) | 7-7806 |
| Hose assy. (rear air brake flexible) | 2A290 | Housing (trans. rear cross shaft) | 7B102 |
| Hose assy. (rear axle power divider differential lockout control valve) | 4531 | Housing (trans. reverse clutch reaction) | 7A449 |
| Hose assy. (rear wheel brake) | 2A442 | Housing (window regulator switch) | 14528 |
| Hose assy. (reservoir to air brake foot control valve) | 2920 | Housing (windshield wiper motor) | 17A431 |
| Hose assy. (starter motor reservoir outlet) | 11194 | Housing assy. (A/C evaporator) | 19944 |
| Hose assy. (trans. air supply) | 7B175 | Housing assy. (A/C lower) | 18C614 |
| Hose assy. (trans. aux. shift control valve to air cylinder) | 7B175 | Housing assy. (brake air chamber) | 2A463 |
| Hose assy. (trans. oil cooler) | 7890 | Housing assy. (cab lock) | 5A384 |
| Hose assy. (trans. shift air supply) | 7B175 | Housing assy. (cab lock lower) | 5B367 |
| Hose assy. (trailer brake air) | 2A138 | Housing assy. (carb. choke) | 9A575 |
| Hose & grommet (vacuum) | 12A161 | | |

FORD TRUCK PARTS



INDEX

| PART NAME | GROUP NUMBER |
|---|--------------|
| H - cont'd. | |
| Housing assy. (carb. secondary throttle diaphragm) | 9501 |
| Housing assy. (carb. throttle operating) | 9B505 |
| Housing assy. (carb. throttle operating shaft) | 9B505 |
| Housing assy. (clutch pressure plate release bearing) | 7A605 |
| Housing assy. (eng. flywheel) | 6392 |
| Housing assy. (front air brake camshaft) | 2304 |
| Housing assy. (front driving axle) | 3010 |
| Housing assy. (fuel tank vent expansion tank) | 9A230 |
| Housing assy. (heater) | 18A484 |
| Housing assy. (heater defroster blower) | 18B568 |
| Housing assy. (heater lower) | 18C614 |
| Housing assy. (instrument panel control) | 10A858 |
| Housing assy. (lockout hub) | 1A026 |
| Housing assy. (P/S cylinder control valve & spool) | 3C516 |
| Housing assy. (P/S drag link control valve & spool) | 3C516 |
| Housing assy. (P/S pump) | 3A643 |
| Housing assy. (rear axle) | 4010-1, 4310 |
| Housing assy. (rear axle power divider front) | 4574 |
| Housing assy. (rear axle power divider shift fork) | 4563 |
| Housing assy. (rear brake air chamber cylinder) | 2B034 |
| Housing assy. (steering column shaft coupling) | 3A528 |
| Housing assy. (steering gear) | 3548 |
| Housing assy. (trans. clutch) | 7C290 |
| Housing assy. (trans. oil filter) | 7C260 |
| Housing assy. (trans. overdrive) | 7A039 |
| Housing assy. (water pump) | 8503 |
| Housing & bearing (alternator front) | 10333 |
| Housing & bearing (alternator rear) | 10334 |
| Housing & bearing (starter motor drive end) | 11130 |
| Housing & end plate assy. (booster) | 2329 |
| Housing & gear assy. (trans. high splitter clutch) | 7A591 |
| Housing kit (carb. thermostatic choke) | 9848 |
| Housing kit (starter motor drive end) | 11130 |
| Housing & plugs assy. (carb. governor) | 9B570 |
| Housing & turbine shaft (trans. forward clutch) | 7C290 |
| Housing & wiring assy. (radio speaker) | 19A163 |
| Hub (alternator pulley) | 10132 |
| Hub (aux. trans. direct & overdrive) | 7931 |
| Hub (aux. trans. underdrive) | 7931 |
| Hub (carb. choke lever) | 9818 |
| Hub (carb. fast idle cam) | 9D558 |
| Hub (clutch release bearing) | 7561 |
| Hub (power brake booster diaphragm guide) | 2B152 |
| Hub (rear axle differential gear clutch) | 4946 |
| Hub (trans. aux. output shaft synchronizer clutch) | 7931 |
| Hub (trans. converter impeller) | 7915 |
| Hub (trans. converter turbine) | 7926 |
| Hub (trans. front clutch) | 7B067 |
| Hub (trans. gearshift lever) | 7362 |
| Hub (trans. intermediate & high clutch) | 7105 |
| Hub (trans. output shaft) | 7D164 |
| Hub (trans. reverse clutch) | 7B067 |
| Hub (trans. third & high synchronizer clutch) | 7105 |
| Hub (water pump pulley) | 8553 |
| Hub assy. (fan) | 8616 |

| PART NAME | NUM. |
|--|---------|
| H - cont'd. | |
| Hub assy. (front) | 1104 |
| Hub assy. (front spoke wheel) | 1014 |
| Hub assy. (front wheel free running) | 1104 |
| Hub assy. (P/S pump drive) | 3E762 |
| Hub assy. (rear) | 1109 |
| Hub assy. (trans. forward clutch) | 7B067 |
| Hub assy. (trans. forward ring gear) | 7B067 |
| Hub assy. (trans. fourth range clutch driving) | 7B067 |
| Hub & bearing assy. (clutch release) | 7548 |
| Hub & brake drum assy. (front) | 1102-3 |
| Hub & drum assy. (rear wheel brake) | 1113-4 |
| Hub kit (free running) | 1104 |
| Hydraulic unit & control kit (snow kit) | 19J537 |
| I | |
| Identification lamp ("3 in-line") | 15440-1 |
| Ignition cable (high tension radio resistance) | 12A024 |
| Impeller (water pump) | 8512 |
| Impeller assy. (trans. converter) | 7908 |
| Impeller repair kit (P/S pump) | 3A711 |
| Indicator (eng. oil level) | 6750 |
| Indicator (fuel injection pump timing) | 9C556 |
| Indicator (trans. control selector) | 7A110 |
| Indicator (trans. oil level) | 7A020 |
| Indicator assy. (emergency warning lamp) | 10A934 |
| Indicator assy. (eng. air cleaner restriction) | 9N622 |
| Indicator assy. (rear axle power divider lockout) | 4A203 |
| Indicator assy. (trans. oil temperature) | 10C911 |
| Insulator (horn blowing brush) | 13A822 |
| Insert (carb. venturi) | 9E514 |
| Insert (eng. air cleaner bolt thread) | 9C629 |
| Insert (eng. oil filter mounting bolt) | 6890 |
| Insert (eng. oil pan drain) | 6726 |
| Insert (eng. valve seat) | 6057 |
| Insert (fitting) | 2A269 |
| Insert (radiator grille) | 8150-1 |
| Insert (rear axle electric shift housing pilot) | 4088 |
| Insert (rear axle shift housing pilot) | 4595 |
| Insert (rear spring bracket) | 5A554 |
| Insert (rear spring front hanger) | 5A555 |
| Insert (rear spring rear bracket) | 5A556 |
| Insert (thermostatic choke control air intake) | 9A714 |
| Insert (trans. control selector position) | 7A216 |
| Insert (trans. first, second, third & fourth speed synchronizer hub) | 7A044 |
| Insert (trans. gear shifter fork) | 7C430 |
| Insert (trans. intermediate & high clutch hub) | 7A044 |
| Insert (trans. synchronizer shifting) | 7A044 |
| Insert (trans. third & high synchronizer clutch hub) | 7A044 |
| Installation kit (oil filter) | 4A329 |
| Installation kit (power steering) | 3A633-5 |
| Insulator (alternator diode plate) | 10A383 |
| Insulator (alternator rear housing) | 10329 |
| Insulator (alternator rectifier) | 10310 |
| Insulator (alternator stator end) | 10A361 |



INDEX

| PART NAME | GROUP NUMBER | PART NAME | GROUP NUMBER |
|--|--------------------------|--|------------------|
| I - cont'd. | | I - cont'd. | |
| Insulator (alternator terminal) | 10329 | Insulator (wiring) | 14A199 |
| Insulator (aux. trans. front & rear mount) | 7010, 7B248 | Insulator Assy. (eng. rear support) | 6068 |
| Insulator (battery hold down clamp) | 10774 | Insulator Assy. (eng. rear support rebound) | 6A061 |
| Insulator (brake caliper piston) | 2A531 | Insulator Assy. (front spring bracket) | 5A342 |
| Insulator (brake nylon tube) | 2B478 | Insulator Assy. (P/S pump) | 3-3640, 3D712 |
| Insulator (circuit breaker) | 12289 | Insulator Assy. (rear suspension load) | 5899 |
| Insulator (clutch pedal assist spring) | 7A630 | Insulator Assy. (trans. extension housing) | 6068 |
| Insulator (eng. front support) | 6038 | Insulator Assy. (trans. gearshift lever opening cover) | 7E198 |
| Insulator (eng. front support rebound) | 6039 | Insulator kit (starter motor field terminal) | 11102 |
| Insulator (eng. power pak) | 6038 | Insulator & post Assy. (voltage regulator voltage limiter) | 10A519 |
| Insulator (fan shroud) | 8B024 | Insulator & washer kit (steering shock absorber) | 3E655 |
| Insulator (front spring) | 5415 | Inter axle driveshaft Assy. | 4557, 4964 |
| Insulator (front suspension radius arm axle end) | 3B203 | Interior lamp kit (cargo area) | 13A713 |
| Insulator (front suspension radius arm mounting bracket end) | 3B203 | Interior paint | Δ |
| Insulator (fuel tank) | 9240 | Interlock (aux. trans. gearshift rod) | 7D161 |
| Insulator (fuel tank strap) | 9067 | Interlock (trans. range & head end splitter) | 7B393 |
| Insulator (generator brush holder rivet) | 10048 | Interlock (transfer case gearshift) | 7229 |
| Insulator (generator frame terminal screw outer) | 10206 | Intermediate coupling shaft Assy. | 4810, 4886 |
| Insulator (horn blowing contact & spring lower) | 13867 | | |
| Insulator (muffler heat) | 5B294 | J | |
| Insulator (muffler inlet pipe heat) | 5B295 | Jack Assy. | 17080 |
| Insulator (muffler outlet pipe) | 5281 | Jet (carb. governor by-pass) | 9973 |
| Insulator (muffler outlet pipe clamp) | 5B273 | Jet (carb. main metering) | 9533 |
| Insulator (non-metallic wiring conduit) | 14A240 | Jet Assy. (carb. power) | 9594 |
| Insulator (P/S control valve spool) | 3C562 | Jet Assy. (windshield washer) | 17603 |
| Insulator (P/S hose mounting) | 3A609 | Jewel (direct reading gauges) | 13586 |
| Insulator (radiator mounting) | 8124-5 | Jewel (headlamp beam indicator) | 13586 |
| Insulator (radiator support brace) | 8A421 | Joint (accelerator shaft to carb. rod ball) | 9786 |
| Insulator (rear spring bracket rebound pin) | 5970 | Joint Assy. (accelerator pedal to fuel injector lever cable) | 9773 |
| Insulator (rear spring center mounting) | 5732 | Joint Assy. (front suspension lower arm) | 3050 |
| Insulator (stabilizer bar) | 5493 | Joint Assy. (front suspension upper arm) | 3049 |
| Insulator (starter motor brush holder) | 11062 | Joint Assy. (speedo. angle drive) | 17A270 |
| Insulator (starter motor field terminal) | 11107 | Joint Assy. (tachometer angle drive) | 17A270 |
| Insulator (starter motor front end plate) | 11431 | Joint Assy. (trans. control rod ball) | 7B081 |
| Insulator (starter motor grounded brush plate) | 11A040 | Joint Assy. (trans. gearshift control rod front) | 7A134 |
| Insulator (starter motor grounded brush spring pin) | 11A045 | Joint Assy. (trans. gearshift control rod rear) | 7B170 |
| Insulator (starter motor insulated brush plate) | 11A041 | Joint Assy. (trans. gearshift lever) | 7A134 |
| Insulator (starter motor relay terminal) | 11A011 | Joint kit (front axle shaft universal) | 3249 |
| Insulator (starter motor switch) | 11068 | Joint kit (steering column coupling shaft slip yoke) | 3815 |
| Insulator (starter motor switch spring) | 11181 | Jumper (alternator brush spring to field terminal) | 10A342 |
| Insulator (steering column bracket cover) | 3E544 | | |
| Insulator (steering column lower flange) | 3B564 | K | |
| Insulator (steering wheel horn ring) | 3673 | Key (brake booster valve plunger stop) | 2B132 |
| Insulator (thermostat choke control outlet tube) | 9865 | Key (door lock blank) | 3685 |
| Insulator (top control circuit breaker stud) | 15A691 | Key (eng. camshaft gear & thrust collar) | 6B317 |
| Insulator (trans. aux. shift control tube) | 7D260 | Key (eng. crankshaft gear to crankshaft) | 6B316 |
| Insulator (trans. control selector) | 7A022 | Key (eng. valve spring retainer) | 6518 |
| Insulator (trans. gearshift lever) | 7246 | Key (flywheel mounted P.T.O. output shaft) | 7A754 |
| Insulator (trans. gearshift selector arm) | 7341 | | |
| Insulator (trans. rear mount) | 7010, 7B248, 7E373 | | |
| Insulator (transfer case mounting plate) | 7010 | | |
| Insulator (turn indicator switch wiring) | 13A312 | | |
| Insulator (voltage regulator base) | 10547 | | |

Δ Refer to page 1 of Paint Section

FORD TRUCK PARTS



INDEX

| PART NAME | GROUP NUMBER |
|--|------------------|
| K - cont'd. | |
| Key (front axle spindle arm) | 3138, 4243 |
| Key (front axle steering arm) | 4243 |
| Key (ignition lock blank) | 3685 |
| Key (P/S pump pulley) | 3-3557 |
| Key (P/S pump rotor shaft) | 3B595 |
| Key (rear axle driven gear) | 4243, 4742 |
| Key (speedo. drive) | 17A259 |
| Key (starter motor driveshaft) | 11A012 |
| Key (trans. aux. counter shaft) | 7B220 |
| Key (trans. counter shaft gear) | 7B220 |
| Key (trans. flywheel mounted P.T.O. clutch release piston) | 7A665 |
| Key (trans. high range rear drive gear) | 7B220 |
| Key (trans. low range drive gear) | 7B220 |
| Key (trans. main shaft gear) | 7B220 |
| Key (trans. output shaft fourth speed gear) | 7B220 |
| Key (trans. P.T.O. shaft washer) | 7B220 |
| Key (trans. reverse idler gear) | 7B220 |
| Key & pin assy. (trans. main shaft) | 7B220 |
| King pin (front wheel spindle) | 3115 |
| King pin kit (front wheel spindle) | 3111 |
| KIT - refer to appropriate noun name | |
| For example | |
| King pin kit (front wheel spindle) | 3111 |
| Knob (A/C air outlet door control) | 19B769 |
| Knob (heater control) | 18534 |
| Knob (lockout hub actuating) | 1A029 |
| Knob (rear axle power divider lockout control) | 4503 |
| Knob (rear wheel parking brake air control valve) | 2A736 |
| Knob (tractor brake air protector valve) | 2B495 |
| Knob (trans. control valve) | 7D289 |
| Knob (windshield defroster outlet door) | 18B350 |
| Knob assy. (A/C control) | 17513, 19A962 |
| Knob assy. (cargo lamp) | 17513 |
| Knob assy. (emergency warning switch) | 17513 |
| Knob assy. (heater) | 18519 |
| Knob assy. (heater control) | 17513 |
| Knob assy. (instrument cluster lamp switch) | 13K713 |
| Knob assy. (radio receiver) | 18817 |
| Knob assy. (spotlight control) | 17513 |
| Knob assy. (trans. P. T. O. control) | 7A776 |
| Knob assy. (utility lamp) | 17513 |
| Knob assy. (windshield wiper control) | 17513 |
| Knob & element (cigar lighter) | 15052 |
| Knob & insert assy. (carb. choke control) | 9703 |
| Knob & shaft assy. (headlamp switch) | 11661 |
| Knob & wire assy. (rear axle control) | 4078 |
| L | |
| Lamp (clearance) | 15441 |
| Lamp assy. (backup) | 15500 |
| Lamp assy. (cigar lighter) | 15072 |

| PART NAME | GROUP NUMBER |
|---|-------------------|
| L - cont'd. | |
| Lamp assy. (eng. compt.) | 15702 |
| Lamp assy. (fog) | 15200 |
| Lamp assy. (front turn indicator outboard type) | 13368 |
| Lamp assy. (headlamp dimmer control) | 13360 |
| Lamp assy. (instrument panel cargo lamp indicator) | 10C915 |
| Lamp assy. (instrument panel glow plug indicator warning) | 10A972 |
| Lamp assy. (interior) | 13776 |
| Lamp assy. (map) | 15650 |
| Lamp assy. (marker) | 15A201, 15442 |
| Lamp assy. (marker lamp) | 13368 |
| Lamp assy. (oil pressure warning) | 10A962 |
| Lamp assy. (parking) | 13200-1, 13368 |
| Lamp assy. (power divider differential lockout warning) | 10A960 |
| Lamp assy. (rear) | 13404-5 |
| Lamp assy. (rear license) | 13550 |
| Lamp assy. (trans. control selector) | 15A801 |
| Lamp assy. (trans. retarder oil temperature warning) | 10A961 |
| Lamp assy. (turn indicator) | 13368 |
| Lamp assy. (turn indicator rear) | 13360 |
| Lamp assy. (warning indicator) | 10C915 |
| Lamp assy. (warning stop) | 13368 |
| Lamp assy. (water temperature warning) | 10A963 |
| Lamp kit (eng. compt.) | 15A700 |
| Lamp & wiring assy. (brake warning) | 10A962 |
| Lamp & wiring assy. (low vacuum warning indicator) | 10C962 |
| Latch (battery cover hold down) | 10704 |
| Latch (cab lock hook release) | 5009 |
| Latch (hood) | 16700-1 |
| Latch assy. (eng. cover) | 6A082 |
| Lead (alternator ground) | 10A374 |
| Lead (starter motor brush to ground) | 11491 |
| Lead (starter motor to solenoid) | 11A028 |
| Leaf (aux. spring No. 1) | 5589 |
| Leaf (aux. spring No. 2) | 5590 |
| Leaf (front spring No. 1) | 5313 |
| Leaf (front spring No. 2) | 5315 |
| Leaf (front spring bottom radius eye) | 5320 |
| Leaf (rear spring No. 1) | 5563 |
| Leaf (rear spring No.2) | 5565 |
| Leaf (rear spring No. 3) | 5566 |
| Leaf assy. (rear spring radius eye) | 5930 |
| Lens (backup lamp) | 15514 |
| Lens (cargo lamp) | 15514 |
| Lever (accelerator rod to trans. control shaft) | 9A874 |
| Lever (accelerator shaft) | 9A884 |
| Lever (aux. trans. shift rod) | 7A315 |
| Lever (brake pedal intermediate) | 2466 |
| Lever (brake shoe adjusting) | 2A176-7 |
| Lever (carb. accelerator pump) | 9D591, 9919 |



Click Here To Order

BUY IT NOW!



INDEX

| PART NAME | GROUP NUMBER | PART NAME | NUM. |
|--|--------------------------|--|------------------|
| L - cont'd. | | L - cont'd. | |
| Lever (carb. accelerator pump operating) | 9A506 | Lever (trans. manual control outer) | 7A257 |
| | 9529 | Lever (trans. parking pawl toggle) | 7A121 |
| Lever (carb. choke control) | 9D541 | Lever (trans. rear band servo actuating) | 7A169 |
| Lever (carb. choke control diaphragm) | 9J553 | Lever (trans. retarder control valve) | 7-7903 |
| Lever (carb. choke shaft) | 9551 | Lever (trans. reverse gearshift) | 7290 |
| Lever (carb. choke thermostat) | 9A754 | Lever (trans. shift rod) | 7A315 |
| Lever (carb. fast idle adjusting) | 9538 | Lever (trans. third & fourth shifter fork cam & shaft shift) | 7285 |
| Lever (carb. fast idle cam) | 9F577 | | |
| Lever (carb. float bowl vent actuating) | 9D585 | Lever (trans. throttle control outer) | 7A259, 7-7283 |
| Lever (carb. secondary throttle diaphragm) | 9583 | Lever (transfer case control) | 7210 |
| Lever (clutch forward relay to equalizer rod) | 7511 | Lever (windshield wiper motor park switch) | 17B549 |
| Lever (clutch master cylinder actuating) | 7A700 | Lever Assy. (accelerator shaft) | 9761 |
| Lever (clutch pedal) | 7A554 | Lever Assy. (brake booster) | 2B307-8 |
| Lever (clutch pedal shaft) | 7524 | Lever Assy. (cab lock control) | 5B113 |
| Lever (clutch pressure plate release) | 7515 | Lever Assy. (carb. rod to trans. control shaft) | 9A718 9730 |
| Lever (clutch release shaft) | 7511 | | |
| Lever (clutch vertical control) | 7B570 | Lever Assy. (carb. throttle control) | 9A514 |
| Lever (eng. governor throttle control aux.) | 18214 | Lever Assy. (carb. throttle control shaft spring) | 9C794 |
| Lever (fuel pump hand) | 9B350 | Lever Assy. (carb. throttle governor) | 9B575 |
| Lever (fuel pump rocker arm return spring) | 9B354 | Lever Assy. (clutch forward relay to vertical rod) | 7B564 |
| Lever (fuel shut-off valve) | 9E303 | Lever Assy. (clutch idler bellcrank) | 7B585 |
| Lever (governor control) | 12A468 | Lever Assy. (clutch release) | 7515 |
| Lever (parking brake camshaft control) | 2816 | Lever Assy. (clutch release shaft) | 7B552 |
| Lever (parking brake equalizer) | 2A605 | Lever Assy. (fuel injection pump control assist) | 9F551 |
| Lever (parking brake operating) | 2A637-8 | Lever Assy. (fuel injection pump stop control) | 9D501 |
| Lever (parking brake rear cross shaft inner) | 2816 | Lever Assy. (fuel injection speed adjuster) | 9F555 |
| Lever (P/S gear actuator) | 3E566 | Lever Assy. (hand throttle) | 9A514 |
| Lever (rear axle gearshift knob switch) | 4079 | Lever Assy. (rear axle air shift) | 4081 |
| Lever (rear axle power divider differential lockout shift) | 4459 | Lever Assy. (rear axle electric shift) | 4081 |
| Lever (remote control selector upper) | 7A081 | Lever Assy. (trans. control to accelerator shaft) | 7B407 |
| Lever (remote control shift) | 7A081 | Lever Assy. (trans. downshift control inner) | 7D261 |
| Lever (starter motor drive) | 11067 | Lever Assy. (trans. downshift control outer) | 7A394 |
| Lever (trans. aux. shift cylinder operating) | 7B285 | Lever Assy. (trans. downshift detent) | 7D261 |
| Lever (trans. control selector neutral) | 7B097 | Lever Assy. (trans. first & second gearshift) | 7290 |
| Lever (trans. control valve shaft) | 7N152, 7A259 | Lever Assy. (trans. front control shaft remote control selector front) | 7B171 |
| | | Lever Assy. (trans. gearshift) | 7210 |
| Lever (trans. cross shaft shift) | 7A081 | Lever Assy. (trans. gearshift first & second) | 7315 |
| Lever (trans. first & reverse gearshift) | 7B224 | Lever Assy. (trans. gearshift idler) | 7427, 7466 |
| Lever (trans. forward & reverse shift control) | 7C252 | Lever Assy. (trans. gearshift selector) | 7302 |
| Lever (trans. front band servo actuating) | 7330 | Lever Assy. (trans. gearshift tube low & reverse shift) | 7303 |
| Lever (trans. front cross shaft remote control gearshift) | 7210 | Lever Assy. (trans. gearshift tube shift) | 7302 |
| Lever (trans. gearshift) | 7B021, 7A027, 7210 | Lever Assy. (trans. high & intermediate gear shift idler) | 7C142 |
| | | Lever Assy. (trans. lower ball joint section trans. gearshift) | 7B021 |
| Lever (trans. gearshift selector) | 7302 | Lever Assy. (trans. manual control) | 7A256 |
| Lever (trans. gearshifter) | 7A315 | Lever Assy. (trans. manual control valve detent) | 7A115 |
| Lever (trans. head end splitter control) | 7B275 | Lever Assy. (trans. parking pawl toggle operating) | 7A117 |
| Lever (trans. high & intermediate) | 7302 | Lever Assy. (trans. remote control selector rear) | 7B171 |
| Lever (trans. intermediate band servo) | 7330 | Lever Assy. (trans. reverse gearshift control) | 7C312 |
| Lever (trans. intermediate & high) | 7285 | Lever Assy. (turn indicator) | 13305 |
| Lever (trans. intermediate & high cam & shaft shift) | 7285 | Lever & bushing Assy. (carb. choke rod) | 9A514 |
| Lever (trans. low & reverse) | 7303 | Lever & pin (transfer case control) | 7E151 |
| Lever (trans. low & reverse cam & shaft) | 7290 | Lever & pin Assy. (trans. inside detent) | 7A256 |
| Lever (trans. low & reverse shift) | 7290 | | |

FORD TRUCK PARTS



INDEX

| PART NAME | GROUP NUMBER | PART NAME | GROUP NUMBER |
|--|--------------|---|----------------------------------|
| L - cont'd. | | L - cont'd. | |
| Lever & retainer assy. (clutch pressure plate release) | 7A606 | Link (brake adjusting screw) | 2A175 |
| Lever & shaft (eng. governor throttle control) | 18209 | Link (brake cylinder to shoe) | 2042 |
| Lever & shaft assy. (carb. secondary throttle plate) | 9A592 | Link (brake shoe adjusting lever) | 2179 |
| Lever & shaft assy. (carb. throttle) | 9581 | Link (carb. accelerator pump) | 9529 |
| Lever & shaft assy. kit (carb. throttle) | 9581 | Link (carb. dashpot) | 9D593 |
| Lever & shaft assy. matched kit (carb. throttle) | 9581, 9919 | Link (clutch master cylinder plunger) | 7A703 |
| Lever & shaft assy. (trans. manual control inner) | 7A256 | Link (distributor breaker plate) | 12A186 |
| Lever & shaft assy. (trans. reverse gearshift) | 7290 | Link (fuel pump rocker arm) | 9381 |
| Lever & shaft assy. (trans. throttle valve control inner) | 7D344 | Link (fuel shut-off valve) | 9E304 |
| Lever & swivel assy. (carb. choke) | 9A514 | Link (headlamp & radiator guard latch handle) | 18422 |
| Lever & swivel assy. (carb. throttle pickup) | 9B509 | Link (headlamp & radiator guard latch rocker) | 18420 |
| Leveler kit (air manual) | 5A589 | Link (parking brake cable connecting) | 2861 |
| Lens (A/C control) | 19B892 | Link (parking brake lever to primary brake shoe) | 2A642 |
| Lens (backup lamp or cargo lamp) | 15514 | Link (parking brake to trans.) | 2630 |
| Lens (cargo lamp) | 13783 | Link (radiator & headlamp guard latch handle) | 18422 |
| Lens (dome lamp) | 13783 | Link (radiator & headlamp guard latch rocker) | 18420 |
| Lens (front turn indicator lamp) | 13328-9 | Link (transfer case front & rear shift rod) | 7B106 |
| Lens (heater control) | 18B396 | Link (trans. forward & reverse bellcrank) | 7B114 |
| Lens (instrument cluster charge indicator warning lamp) | 10A937 | Link (trans. parking pawl toggle operating lever) | 7C495 |
| Lens (instrument cluster warning lamp) | 10A936 | Link (trans. parking pawl toggle to pawl) | 7-7316 |
| Lens (instrument panel turn indicator lamp) | 13340 | Link (trans. power cylinder anchor bracket) | 7B345 |
| Lens (interior lamp) | 13734 | Link (trans. retarder pedal retracting spring) | 7904 |
| Lens (oil pressure indicator warning lamp) | 10825 | Link (vacuum pump rocker arm) | 9310 |
| Lens (parking lamp) | 13208-9 | Link assy. (A/C air damper door shaft) | 19C859 |
| Lens (rear lamp) | 13450-1 | Link assy. (accelerator bellcrank to carb.) | 9A716 |
| Lens (rear license plate lamp) | 13564 | Link assy. (heater defroster door) | 18C568 |
| Lens assy. (marker lamp) | 15464 | Link assy. (P/S hydraulic control valve & drag) | 3304 |
| Lens & bezel (instrument panel parking brake warning lamp) | 10A840 | Link assy. (steering arm drag) | 3A158, 3291 |
| Letter (hood) | 16606 | Link assy. (steering drag) | 3304-5 |
| Letter (tailgate) | 16606 | Link assy. (trans. control shaft rod) | 7B108 |
| Letter "D" (radiator grille panel) | 8322 | Link assy. (trans. throttle control shaft to trans. rod adjusting) | 7B108 |
| Letter "F" (radiator grille panel) | 8311, 8316 | Link assy. (windshield wiper motor) | 17B449, 17542 |
| Letter "O" (radiator grille panel) | 8318 | Link repair kit (brake adjusting screw) | 2042 |
| Letter "R" (radiator grille panel) | 8320 | Linkage kit (P/S installation) | 3C618 |
| Letter kit (hood transfer) | 16606 | Liquid line (A/C dryer to evaporator) | 19C700, 19A709, 19835-7, 19862-3 |
| Letters "Mercury" (radiator grille panel) | 8A342 | Liquid tire chain | Δ |
| Lift assy. (cab to frame) | 5A361 | Lock (brake shoe adjustment) | 2B345 |
| Lift & mounting kit (snow plow) | 19H537 | Lock (exhaust manifold to cylinder head bolt tab) | 9A447 |
| Lights & bracket kit (snow plow) | 15312 | Lock (front axle differential bearing adjuster) | 4143 |
| Limiter (carb. idle adjusting needle) | 9J500 | Lock (rear axle differential bearing adjuster) | 4143 |
| Line assy. (fuel tank line to fuel pump flexible) | 9288 | Lock (rear axle drive gear adjusting screw) | 4226 |
| Liner (spring clamp rubber) | 5334 | Lock (rear axle power divider shaft) | 4241, 4441 |
| Lining (front brake shoe) | 2021-2 | Lock (rear axle universal joint bearing cap) | 7128 |
| Lining (parking brake) | 2620 | Lock (trans. aux. shift lever fulcrum pin) | 7155 |
| Lining (rear brake shoe) | 2284-5 | Lock (trans. input shaft bearing retainer & input hub to impeller bolt tab) | 7A451 |
| Lining kit (brake shoe) | 2001, 2007 | Lock assy. (cab retaining arm) | 5010 |
| Link (A/C air damper door shaft) | 19A600 | Lock assy. (side mounted spare wheel with keys) | 1386 |
| Link (brake adjusting lever) | 2A175 | Lock assy. (steering column position) | 3D616 |
| | | Locking differential kit (rear axle) | 4880 |

Δ Refer to page 1 of Paint Section

January, 1975

COPYRIGHT © 1975-

FORD MARKETING CORPORATION

—DEARBORN, MICHIGAN

FINAL ISSUE



INDEX

| PART NAME | GROUP NUMBER | PART NAME | GROUP NUMBER |
|--|-------------------|--|---------------------|
| L - cont'd. | | M - cont'd. | |
| Lock lubricant | Δ | Motor assy. (windshield wiper) | 17508-9 |
| Locknut (eng. valve rocker arm adjusting screw) | 6552 | Motor oils | Δ |
| Locknut (rear axle power divider shift collar guide pin) | 4A100 | Moulding (front fender) | 16003-4 |
| Locknut (rear axle power divider shift fork set screw) | 4A099 | Moulding (front fender wheel opening) | 16038-9 |
| Lockplate (rear axle oil filter) | 4A321 | Moulding (hood) | 16856 |
| Lock ring (free running hub inner coupling) | 1080 | Moulding (hood front center) | 16958 |
| Lock ring (pulley to bearing) | 8576 | Moulding (hood side) | 16722-3, 16732-3 |
| Lock ring (rear axle power divider shifter collar) | 4A101 | Moulding (radiator grille center) | 8419 |
| Lockwasher (rear spring seat clamp) | 5A614 | Moulding (radiator grille opening) | 8419 |
| Lockwasher (rear spring seat end) | 5A605 | Mounting kit (bumper winch) | 19F536 |
| Lockwasher (trans. case stud) | 7C208 | Mounting kit (compressor bracket) | 2A956 |
| Lubricants | Δ | Mounting kit (eng. gauge) | 10B946 |
| Lubricator (rear axle differential) | 4159, 4359 | Mounting kit (license plate rear) | 12734 |
| Lug (voltage regulator base plate) | 10578 | Muffler | 5230 |
| | | Muffler & tube assy. (A/C compressor) | 2997 |
| M | | N | |
| Magnet assy. (fuel pump filter) | 9360 | Neck & bracket assy. (eng. oil filler hose) | 6784 |
| Main shaft & quill assy. (trans.) | 7061 | Needle (carb. idle adjusting) | 9541 |
| Manifold (brake air supply) | 2B280 | Nipple (brake booster hose) | 2364 |
| Manifold (eng. fuel supply) | 9E317 | Nipple (trans. air hose) | 7B418 |
| Manifold (intake) | 9424-5 | Nipple assy. (brake compressor air hose inlet) | 2A995 |
| Manifold assy. (exhaust) | 9430-1 | Nozzle (windshield defroster hose) | 18490-1 |
| Manifold assy. (exhaust air supply) | 9B445 | Nozzle (windshield washer) | 17A602 |
| Manifold & check valve assy. (brake vacuum booster) | 2B013 | Nozzle (windshield washer reservoir) | 17A629 |
| Manifold & thermostat assy. (exhaust 6 cylinder) | 9426 | Nozzle assy. (carb. pump discharge) | 9577 |
| Marker lamp (outside mirror) | 15441 | Nozzle assy. (eng. primer) | 9D838 |
| Marker lamp kit | 15442 | Nozzle assy. (fuel injector) | 9E527 |
| Mask (A/C control lens) | 18D262 | Nozzle assy. (intake manifold pre-heater) | 9A443 |
| Mask (heater control lens) | 18D262 | Nozzle assy. (windshield washer) | 17666 |
| Mask (instrument cluster) | 10890-4 | Nozzle & connector assy. (windshield defroster) | 18A636-7 |
| Mask (trans. control selector dial) | 15840 | Nut (air brake chamber lock) | 2B001 |
| Mast assy. (radio antenna replacement) | 18A886 | Nut (alternator rotor shaft rear) | 10A333 |
| Medallion (A/C register) | 19A551 | Nut (aux. trans. output shaft overdrive gear) | 7B208 |
| Medallion (hood side) | 16B704 | Nut (brake adjusting screw) | 2223 |
| Member (cab mounting frame side) | 5366-7 | Nut (brake air booster body piston packing retainer) | 2033 |
| Member assy. (cab mounting frame center) | 5A379 | Nut (brake air chamber release bolt) | 2F472 |
| Member assy. (cab mounting frame front) | 5A380 | Nut (brake booster control tube) | 2133 |
| Member assy. (cab mounting frame rear center) | 5379 | Nut (brake booster diaphragm) | 2440 |
| Member & strainer assy. (cab mounting frame rear) | 5A374 | Nut (brake pipe) | 2133 |
| Mirror (rear view outside) | 17A700 | Nut (brake shoe adjusting screw) | 2047 |
| Mirror assy. (rear view inside) | 17700 | Nut (carb. choke plate adjusting) | 9D564 |
| Mirror assy. (rear view outside) | 17682-3 | Nut (carb. power valve adjusting) | 9E503 |
| Mirror & guard assy. (rear view outside less arms) | 17B717, 17C732 | Nut (clutch release lever adjusting) | 7A525 |
| Mirror kit (rear view outside) | 17696, 17A721 | Nut (coupling shaft flange retaining) | 4A819 7538 |
| Mirror kit (vanity) | 17A679 | Nut (dual rear disc wheel inner) | 1132-3 |
| Modulator (trans. vacuum type) | 7A377 | Nut (dual rear disc wheel outer) | 1134-5 |
| Motor assy. (A/C blower) | 19805 | Nut (eng. connecting rod) | 6212 |
| Motor assy. (heater blower) | 18527 | Nut (eng. oil pump screen cover & inlet tube) | 6673 |
| Motor assy. (rear axle electric shift) | 4100 | Nut (eng. valve rocker arm stud) | 6A529 |
| | | Nut (front axle spindle outer lock) | 3276 |
| | | Nut (front axle wheel bearing adjusting) | 3295 |

Δ Refer to page 1 of Paint Section

FORD TRUCK PARTS



INDEX

| PART NAME | GROUP NUMBER | PART NAME | GROUP NUMBER |
|--|--------------|---|--------------|
| N - cont'd. | | N - cont'd. | |
| Nut (front fender apron & radiator support hold down) | 16B166 | Nut (trans. air control valve plunger) | 7C037 |
| Nut (front hub bolt) | 1012 | Nut (trans. aux. main shaft stop) | 7B364 |
| Nut (front spring "U" bolt) | 5456 | Nut (trans. control valve plunger) | 7C037 |
| Nut (front suspension ball joint retaining) | 3A049-50 | Nut (trans. counter shaft) | 7B208 |
| Nut (front wheel spindle) | 3104 | Nut (trans. counter shaft bearing retainer) | 7198 |
| Nut (fuel injector nozzle spring cap) | 9F540 | Nut (trans. counter shaft rear bearing retainer) | 7198 |
| Nut (fuel injector oil seal retaining) | 9K532 | Nut (trans. head end splitter control cable locking) | 7B279 |
| Nut (fuel line) | 9232 | Nut (trans. high range counter shaft) | 7045 |
| Nut (fuel pump manual control) | 9A389 | Nut (trans. input shaft) | 7045, 7B208 |
| Nut (headlamp adjusting) | 13181 | Nut (trans. input shaft bearing retainer) | 7045 |
| Nut (headlamp switch) | 11650 | Nut (trans. low range counter shaft rear bearing) | 7B208 |
| Nut (instrument panel fuel tank selector switch) | 11650 | Nut (trans. output shaft drive gear) | 7198 |
| Nut (marker lamp switch retainer) | 15A413 | Nut (trans. output shaft gear bearing retainer) | 7B364 |
| Nut (parking brake equalizer rod) | 2A796 | Nut (trans. output shaft rear bearing) | 7045, 7062 |
| Nut (P/S gear sector shaft) | 3E561 | Nut (trans. rear bearing retainer) | 7B364 |
| Nut (P/S pump hub retaining) | 3K559 | Nut (trans. shift cylinder range control cable adapter) | 7C036 |
| Nut (P/S pump reservoir lock) | 3E630 | Nut (wheel) | 1120-1 |
| Nut (rear axle bearing adjusting) | 4255 | Nut (windshield wiper control) | 17512 |
| Nut (rear axle carrier to housing stud) | 4322 | Nut Assy. (air cleaner wing) | 9D632 |
| Nut (rear axle drive pinion) | 4252 | Nut Assy. (clutch retracting spring return) | 7B559 |
| Nut (rear axle drive pinion flange) | 4320 | Nut Assy. (rear suspension support beam) | 5A608 |
| Nut (rear axle driven gear thrust block adjusting screw) | 4391 | Nut & Ferrule Assy. (exhaust air supply) | 9B471 |
| Nut (rear axle elastic stop) | 4A130 | Nut & locking pin (rear wheel bearing) | 4255 |
| Nut (rear axle gear case bolt) | 4322 | Nut & pin (front axle wheel bearing adjusting) | 3294 |
| Nut (rear axle housing) | 4A142 | O | |
| Nut (rear axle hub bolt) | 1120-1 | Odometer Assy. (speedo.) | 17428 |
| Nut (rear axle shift fork pivot bolt) | 4571 | Oil cooler kit (trans. aux.) | 7K177 |
| Nut (rear axle shift housing cover) | 4A201 | Oiler (distributor housing) | 12135 |
| Nut (rear axle torque arm bolt) | 4330 | Oiler (rear axle power divider lockout shift cylinder) | 4550 |
| Nut (rear axle torque arm end pin) | 4A154 | Oiler (starter motor drive bushing) | 11221 |
| Nut (rear axle torque arm retaining) | 4611 | Oil filter element & gasket kit (trans. oil pan) | 7A203 |
| Nut (rear axle wheel bearing adjusting) | 4255 | Oils | Δ |
| Nut (rear brake adjusting bolt) | 2223 | Oil seal (clutch master cylinder plunger) | 7A705 |
| Nut (rear hub bolt) | 1012 | Oil seal (distributor governor shaft) | 12476 |
| Nut (rear spring center bolt hex.) | 5722 | Oil seal Assy. (rear axle) | 1181 |
| Nut (rear spring clamp bolt) | 5725 | Oil seal kit (inner front spindle) | 1190 |
| Nut (rear spring "U" bolt) | 5456, 5A604 | Oil seal kit (rear wheel inner) | 1175 |
| Nut (rear suspension bar clamp bolt) | 5A615 | Orifice (P/S pump tube seat) | 3A700 |
| Nut (rear suspension hanger retainer lock) | 5881 | "O" ring (A/C seal kit) | 19B596 |
| Nut (rear suspension locating bolt retaining) | 5A609 | "O" ring (booster control valve piston stop) | 2378 |
| Nut (rear suspension support beam to axle housing) | 5886 | "O" ring (carb. balance tube) | 9609 |
| Nut (rear torque arm end pin) | 5A601 | "O" ring (carb. float bowl tube connector seal) | 9229 |
| Nut (rear view outside mirror remote control) | 17B732 | "O" ring (carb. fuel valve seat) | 9609 |
| Nut (rear wheel bearing) | 4252, 4254 | "O" ring (distributor base to block) - Refer to Section 120 | 7A294 |
| Nut (spare wheel carrier bolt) | 1462 | "O" ring (distributor seal base to block) | 7A294 |
| Nut (spare wheel carrier hinge bolt) | 1476 | "O" ring (eng. cylinder sleeve) | 6C004, 6C005 |
| Nut (starter motor pinion stop) | 11362 | "O" ring (free running hub knob) | 1A030 |
| Nut (starter motor terminal plate sealing) | 11A053 | | |
| Nut (steering gear ball rack adjusting lock) | 3B539 | | |
| Nut (steering gear sector shaft adjusting) | 3539 | | |
| Nut (steering gear worm thrust bearing) | 3707 | | |

Δ Refer to page 1 of Paint Section
January, 1975

COPYRIGHT © 1975— FORD MARKETING CORPORATION —DEARBORN, MICHIGAN

FINAL ISSUE



INDEX

| PART NAME | GROUP NUMBER | PART NAME | NUMBER |
|---|-------------------|---|---------|
| O - cont'd. | | P - cont'd. | |
| "O" ring (front hub) - Refer to parts list in Section 40A | 7C099, 7A294 | Paint | Δ |
| "O" ring (P/S control valve spool) | 3-3697 | Pan assy. (eng. oil) | 6675 |
| "O" ring (P/S gear control valve cover) | 3754 | Pan assy. (trans. oil) | 7A194 |
| "O" ring (P/S gear hydraulic control valve) | 3329 | Panel (A/C evaporator case) | 19801-3 |
| "O" ring (P/S pump flow director) | 3-3618 | Panel (A/C register trim) | 19C874 |
| "O" ring (P/S pump oil reservoir orifice) | 3-3547 | Panel (A/C unit top) | 19802 |
| "O" ring (P/S pump reservoir orifice reinforcement) | 3-3549 | Panel (fan shroud) | 8147-8 |
| "O" ring (P/S pump valve cap) | 3-3618 | Panel (front fender) | 16015-6 |
| "O" ring (tachometer driven gear oil seal) | 17383 | Panel (fuse junction) | 14A068 |
| "O" ring (trans. aux. shift piston) | 7288 | Panel (headlamp)-repair | 16018-9 |
| "O" ring (trans. aux. shift yoke bar) | 7B411 | Panel (heater plenum chamber)-rear | 18A585 |
| "O" ring (trans. cylinder housing) | 7B411 | Panel (hood center) | 16A724 |
| "O" ring (trans. rear band servo piston oil) | 7423 | Panel (hood side) | 16618-9 |
| "O" ring (trans. reverse idler retainer) | 12143 | Panel (hood side air cleaner) | 16B668 |
| "O" ring (trans. shift cylinder seal) | 7B411 | Panel (instrument cluster opening) | 10848 |
| "O" ring repair kit (trans. throttle valve & manual selector) | 7B331 | Panel (radiator grille opening lower) | 8188 |
| Ornament (front fender side) | 16188, 16228-9 | Panel (radiator grille opening upper) | 8190 |
| Ornament (hood front) | 16607, 16637 | Panel (running board apron) | 16506-7 |
| Ornament (hood side name plate) | 16A637 | Panel assy. (A/C control) | 19808 |
| Ornament (radiator grille) | 8259 | Panel assy. (A/C register) | 19C875 |
| Outlet (windshield defroster) | 18A449 | Panel assy. (A/C unit top) | 18C447 |
| Outlet & wiring assy. (trailer) | 14A341 | Panel assy. (fuse junction) | 14A067 |
| Overhaul kit (rear axle drive) | 4A216 | Panel assy. (heater control) | 18A651 |
| | | Panel assy. (heater unit top) | 18C447 |
| | | Panel assy. (radiator grille opening side) | 8150-1 |
| | | Panel assy. (radiator grille to lower panel) | 8218 |
| | | Parking brake kit (camshaft replacement) | 2A710 |
| | | Pawl (parking brake lever) | 2786 |
| | | Pawl (trans. overdrive balk ring & gear sliding) | 7690 |
| | | Pawl (trans. parking) | 7A441 |
| | | Pawl (turn indicator switch) | 13309 |
| | | Pedal (air brake) | 2454 |
| | | Pedal (clutch) | 7519-20 |
| | | Pedal assy. (accelerator) | 9735 |
| | | Pedal assy. (brake) | 2455 |
| | | Pedal assy. (trans. retarder control valve) | 7C171 |
| | | Pilot (trans. converter cover) | 7954 |
| | | Pin (accelerator bellcrank) | 9B721 |
| | | Pin (accelerator shaft to pedal rod) | 9D804 |
| | | Pin (alternator brush mounting) | 10B372 |
| | | Pin (body lift pump plug cross) | 5A386 |
| | | Pin (brake adjusting lever) | 2108 |
| | | Pin (brake air chambers release bolt lock) | 2C472 |
| | | Pin (brake caliper locating) | 2B296 |
| | | Pin (brake master cylinder secondary piston stop) | 2A511 |
| | | Pin (brake pedal clevis) | 2489 |
| | | Pin (brake pedal pivot) | 2A517 |
| | | Pin (brake shoe anchor) | 2027 |
| | | Pin (brake shoe hold down spring) | 2069 |
| | | Pin (brake vacuum pump body locating) | 2K135 |
| | | Pin (brake vacuum pump drive flange) | 2A535 |
| | | Pin (cab forward hinge) | 5A372 |
| | | Pin (cab lock housing) | 5C372 |
| | | Pin (carb. accelerator pump overtravel spring) | 9C711 |
| | | Pin (carb. air cleaner retainer) | 9C631 |
| | | Pin (carb. fast idle adjusting lever) | 9579 |
| | | | |
| P | | | |
| Package tray (A/C adapter) | 19C604 | | |
| Packing (eng. crankshaft rear) | 6701 | | |
| Packing (eng. oil pan front) | 6707 | | |
| Pad (anti-squeak radiator supply tank strap) | 8B420 | | |
| Pad (brake pedal plate) | 2457 | | |
| Pad (brake pedal rubber) | 2454 | | |
| Pad (clutch pedal rubber) | 2454 | | |
| Pad (front fender side reflector) | 13A082 | | |
| Pad (front reflector mounting) | 13A375 | | |
| Pad (front turn indicator lamp) | 13332 | | |
| Pad (front turn indicator outboard lamp mounting) | 13A326 | | |
| Pad (fuel injector pump driving coupling) | 9F520 | | |
| Pad (fuel tank insulator) | 9075 | | |
| Pad (hood) | 16740 | | |
| Pad (hood side reflector) | 16B896 | | |
| Pad (horn blowing ring pressure) | 13A813 | | |
| Pad (marker lamp mounting) | 15A403 | | |
| Pad (parking lamp) | 13217 | | |
| Pad (radiator grille opening side panel mounting) | 8A328 | | |
| Pad (rear lamp mounting) | 13420-1 | | |
| Pad (rear license plate lamp mounting) | 13572 | | |
| Pad (rear reflector mounting) | 13A493 | | |
| Pad (stereo tape player cover) | 19A113 | | |
| Pad (trans. gearshift lever opening cover) | 7E074 | | |
| Pad assy. (bumper guard) | 17A812 | | |
| Pad & seal assy. (booster mounting) | 2A399 | | |

Δ Refer to page 1 of Paint Section

FORD TRUCK PARTS



INDEX

| PART NAME | GROUP NUMBER | PART NAME | GROUP NUMBER |
|--|--------------|---|-----------------|
| P - cont'd. | | P - cont'd. | |
| Pin (carb. governor spring) | 9B574 | Pin (starter motor grounded brush spring) | 11A044 |
| Pin (carb. power valve) | 9G558 | Pin (starter motor insulated brush spring) | 11A048 |
| Pin (clutch disc driven plate stop) | 7628 | Pin (starter motor lever retaining) | 11139 |
| Pin (clutch master cylinder actuating lever) | 7A748 | Pin (starter motor yoke center) | 11079 |
| Pin (clutch master cylinder plunger) | 7A749 | Pin (trans. air valve actuating) | 7A507 |
| Pin (clutch master cylinder pressure valve) | 7A711 | Pin (trans. aux. gear shifter rod) | 7235 |
| Pin (clutch pedal clevis) | 7588 | Pin (trans. aux. shift lever fulcrum or trunnion) | 7B073 |
| Pin (distributor breaker plate) | 12418 | Pin (trans. aux. yoke bar shifting) | 7238 |
| Pin (eng. cover hinge) | 6B041 | Pin (trans. case dowel) | 7B362, 7D362 |
| Pin (eng. crankshaft rear oil seal) | 6A302 | Pin (trans. front band anchor) | 7E243 |
| Pin (eng. piston) | 6135 | Pin (trans. front band servo piston guide) | 7A163 |
| Pin (eng. rocker arm shaft plug retaining) | 6A533 | Pin (trans. gearshift interlock rod) | 7235, 7C316 |
| Pin (free running hub drive) | 1094 | Pin (trans. gearshift lever connecting) | 7212 |
| Pin (free running hub stop) | 1095 | Pin (trans. gearshift lever to housing) | 7221 |
| Pin (front axle spindle) | 3115 | Pin (trans. gearshift rod interlock) | 7235 |
| Pin (front axle spindle pin locking) | 3122 | Pin (trans. gearshift tube fulcrum) | 7C025 |
| Pin (front disc brake caliper locating) | 2B296 | Pin (trans. gearshift tube lever) | 7337 |
| Pin (front spring bracket rebound) | 5A341 | Pin (trans. gearshifter lock plunger) | 7235 |
| Pin (fuel injection drive gear to hub dowel) | 9B574 | Pin (trans. gearshifter shaft interlock) | 7235 |
| Pin (fuel pump rocker arm) | 9378 | Pin (trans. gear sleeve lock) | 7B359 |
| Pin (headlamp & radiator grille guard hinge) | 18415 | Pin (trans. output shaft fourth speed gear bearing race lock) | 7191 |
| Pin (headlamp & radiator grille guard latch link) | 18414 | Pin (trans. output shaft lock) | 7191 |
| Pin (lockout hub retaining cap) | 1A025 | Pin (trans. output shaft overdrive gear sleeve) | 7A654 |
| Pin (parking brake bellcrank pivot) | 2B663 | Pin (trans. output shaft rear bearing sleeve) | 7C018 |
| Pin (parking brake handle locking) | 2819 | Pin (trans. parking pawl) | 7-7312 |
| Pin (parking brake lever) | 2859 | Pin (trans. parking pawl toggle lever) | 7A244, 7A295 |
| Pin (P/S control valve stop screw link) | 3477 | Pin (trans. parking pawl toggle link) | 7E415 |
| Pin (P/S cylinder mounting) | 3794 | Pin (trans. parking pawl toggle link to pawl) | 7-7318 |
| Pin (P/S gear control valve locating) | 3E621 | Pin (trans. parking pawl toggle operating lever support) | 7A119 |
| Pin (P/S gear worm adjusting) | 3D772 | Pin (trans. parking pawl torsion spring lever) | 7-7308 |
| Pin (P/S pump rotor drive) | 3D710 | Pin (trans. pinion bushing lock) | 7191 |
| Pin (P/S pump rotor shaft) | 3-3633 | Pin (trans. rocker arm pivot) | 7093 |
| Pin (radiator grille & headlamp guard hinge) | 18415 | Pin (trans. servo actuating lever shaft) | 7-7356 |
| Pin (radiator grille & headlamp guard latch link) | 18414 | Pin (trans. shift fork lock) | 7235 |
| Pin (rear air brake shoe retracting spring) | 2341 | Pin (trans. shifter interlock) | 7235 |
| Pin (rear air brake shoe to cam roller) | 2045 | Pin (trans. throttle pressure booster retainer) | 7D375 |
| Pin (rear axle bevel pinion adjuster nut) | 4256 | Pin (transfer case interlock) | 7235 |
| Pin (rear axle clutch gear collar) | 4053 | Pin (windshield wiper motor) | 17B563 |
| Pin (rear axle differential bearing cap & carrier guide) | 4A106 | Pin (windshield wiper motor contact operating) | 17B564 |
| Pin (rear axle differential shift fork roller) | 4053 | Pin assy. (rear axle air shift push rod) | 4A199 |
| Pin (rear axle electric shift drive lever) | 4085 | Pin assy. (trans. control selector tube fulcrum) | 7C091 |
| Pin (rear axle high speed clutch plate) | 4154 | Pin & bushing kit (front wheel spindle) | 3111 |
| Pin (rear axle planetary gear) | 4029 | Pinion (front axle differential) | 4215 |
| Pin (rear axle power divider shift collar guide) | 4A095 | Pinion (rear axle differential) | 4215 |
| Pin (rear axle thru shaft rear nut retainer) | 4A150 | Pinion (starter motor armature) | 11212 |
| Pin (rear axle torque arm ball) | 4A166 | Pinion (starter motor drive) | 11363 |
| Pin (rear axle torque arm compression nut) | 4A150 | Pinion & barrel (starter motor drive) | 11367 |
| Pin (rear brake shoe anchor) | 2333 | Pinion kit (rear axle) | 4215, 4292 |
| Pin (rear brake shoe retracting spring) | 2A547 | Pipe (brake booster) | 2352 |
| Pin (rear spring bracket rebound) | 5969 | Pipe (eng. cylinder block main oil line) | 6021 |
| Pin (rear spring shackle) | 5780 | | |
| Pin (rear spring shackle pin locking) | 5782 | | |
| Pin (rear torque arm end) | 5A597 | | |
| Pin (rear wheel bearing lock) | 4256 | | |
| Pin (starter motor cylinder retaining) | 11A069 | | |
| Pin (starter motor drive pinion) | 11365 | | |



INDEX

| PART NAME | GROUP NUMBER | PART NAME | NUM |
|---|----------------|---|----------------|
| P - cont'd. | | P - cont'd. | |
| Pipe (eng. oil filler) | 6763, 6784 | Piston (trans. splitter shift cylinder) | 7233 |
| Pipe (eng. oil filler & level indicator) | 6A758 | Piston Assy. (brake booster body) | 2395 |
| Pipe (muffler crossover) | 5246 | Piston Assy. (brake booster hydraulic cylinder) | 2368 |
| Pipe (muffler inlet) | 5245-8 | Piston Assy. (carb. accelerator pump) | 9B544 |
| Pipe (muffler inlet crossover) | 5267 | Piston Assy. (eng.) | 6108 |
| Pipe (muffler inlet extension) | 5A212 | Piston Assy. (rear brake air chamber) | 2B027 2A464 |
| Pipe (muffler outlet) | 5255 | Piston Assy. (trans. intermediate band servo) | 7D021 |
| Pipe (radiator hose extension) | 8290-1 | Piston Assy. (trans. rear clutch) | 7D157 |
| Pipe (trans. oil filter intake) | 7A160 | Piston Assy. (wheel brake cylinder) | 2194 |
| Pipe Assy. (check valve to brake vacuum booster lower) | 2362 | Piston & guide pin Assy. (trans. front band servo) | 7A164 |
| Pipe Assy. (check valve to brake vacuum booster upper) | 2349 | Piston repair kit (P/S cylinder) | 3C656 |
| Pipe Assy. (fuel tank air relief) | 9023 | Piston & seal Assy. (trans. reverse band servo) | 7D189 |
| Pipe Assy. (fuel tank filler) | 9034 | Pivot (brake shoe adjusting lever) | 2C176 |
| Pipe Assy. (oil filler) | 6784 | Pivot (clutch release equalizer engine mounting) | 7A535 |
| Pipe Assy. (rear axle control valve to intake manifold) | 4043 | Pivot (clutch release equalizer shaft ball inner) | 7A531 |
| Pipe & cap (eng. oil filler) | 6B612 | Pivot (trans. gearshift lever) | 7K179 |
| Pipe hanger kit (exhaust system) | 5260 | Pivot (trans. reverse gearshifter arm) | 7236 |
| Piston (body lift pump) | 5A391 | Pivot Assy. (trans. first & reverse gearshift lever) | 7B225 |
| Piston (brake booster control valve) | 2396 | Pivot shaft & connecting arm Assy. (windshield wiper) | 17588-9 |
| Piston (brake cylinder) | 2196 | Planet Assy. (trans. forward) | 7A398 |
| Piston (brake master cylinder) | 2169 | Planet Assy. (trans. reverse) | 7D006 |
| Piston (carb. choke) | 9840 | Plate (A/C compressor valve) | 19656 |
| Piston (carb. deceleration pop valve) | 9975 | Plate (A/C evaporator case mounting) | 19804 |
| Piston (carb. power valve) | 9A565 | Plate (A/C evaporator trim) | 19A646 |
| Piston (clutch master cylinder) | 2169, 7A706 | Plate (A/C motor mounting) | 18581 |
| Piston (clutch slave cylinder) | 7A514 | Plate (alternator negative conductor) | 10B371 |
| Piston (flywheel mounted P.T.O. clutch release) | 7A660 | Plate (alternator positive conductor) | 10B330 |
| Piston (front wheel brake cylinder) | 2196 | Plate (ballast resistor mounting transistorized ignition) | 14A274 |
| Piston (P/S cylinder) | 3A544 | Plate (brake air chamber piston) | 2C464 |
| Piston (P/S gear) | 3A544 | Plate (brake booster mounting bracket) | 2A476 |
| Piston (rear axle air shift) | 4038 | Plate (brake booster support) | 2A394 |
| Piston (rear axle power divider lockout shift) | 4623 | Plate (brake master cylinder piston stop) | 2188 |
| Piston (trans. aux. shift) | 7233 | Plate (brake pedal support) | 2A416 |
| Piston (trans. clutch) | 7A262 | Plate (brake shoe anchor pin guide) | 2028 |
| Piston (trans. converter lockup clutch) | 7A810 | Plate (brake vacuum booster diaphragm) | 2394 |
| Piston (trans. front band servo) | 7A260 | Plate (brake vacuum pump oil seal rear) | 2A555 |
| Piston (trans. front band servo release) | 7366 | Plate (cab counter balance spring mounting bracket) | 5A125 |
| Piston (trans. front clutch) | 7A262 | Plate (carb. air cleaner mounting) | 9B868 |
| Piston (trans. high clutch) | 7A409 | Plate (carb. backfire relief) | 9543 |
| Piston (trans. high splitter clutch) | 7A411 | Plate (carb. choke) | 9545 |
| Piston (trans. hole gearshift) | 7233 | Plate (carb. throttle) | 9585 |
| Piston (trans. intermediate band servo) | 7D022 | Plate (carb. throttle control bracket) | 9960 |
| Piston (trans. intermediate clutch) | 7-7802 | Plate (carb. throttle shaft housing backup) | 9B506 |
| Piston (trans. low & reverse clutch) | 7D343 | Plate (clutch master cylinder piston stop) | 2188 |
| Piston (trans. low splitter clutch) | 7A408 | Plate (clutch release equalizer bracket mounting) | 7B588 |
| Piston (trans. range clutch) | 7A408 | Plate (compass mounting) | 19D503 |
| Piston (trans. rear band servo) | 7A266 | Plate (coupling shaft support) | 4831 |
| Piston (trans. rear band servo accumulator) | 7A266 | Plate (cowl side name) | 16720-1 |
| Piston (trans. rear clutch) | 7-7514 | Plate (door name) | 16098 |
| Piston (trans. reverse clutch) | 7D402 | Plate (emergency warning switch mounting) | 15A598 |
| Piston (trans. shift cylinder) | 7B365 | Plate (eng. air cleaner tube mounting) | 9C626 |
| | | Plate (eng. camshaft thrust) | 6269 |

FORD TRUCK PARTS



INDEX

| PART NAME | GROUP NUMBER | PART NAME | GROUP NUMBER |
|--|-------------------|---|-------------------------|
| P - cont'd. | | P - cont'd. | |
| Plate (eng. camshaft thrust lock) | 6K252 | Plate (rear axle differential clutch) | 4214, 4A325, 4945 |
| Plate (eng. crankshaft bearing bolt locking) | 6A348 | Plate (rear axle differential clutch spring preload) | 4A326 |
| Plate (eng. cylinder front cover locking) | 6C007 | Plate (rear axle differential gear clutch) | 4947 |
| Plate (eng. flywheel reinforcing) | 6A366 | Plate (rear axle high speed clutch) | 4040 |
| Plate (eng. flywheel to crankshaft locking) | 6431 | Plate (rear axle strainer) | 4417 |
| Plate (eng. flywheel to trans. adapter) | 6A370 | Plate (rear spring clip) | 5708 |
| Plate (eng. front insulator reinforcement) | 6A057 | Plate (rear spring rebound bracket) | 4A125 |
| Plate (eng. front support insulator bracket) | 6A068 | Plate (rear spring seat end) | 5A567 |
| Plate (eng. front support insulator spacer) | 6-6056 | Plate (rear spring wear) | 5A566 |
| Plate (eng. oil pan filler adapter) | 6A833 | Plate (rear view outside mirror arm pivot) | 17B744 |
| Plate (eng. oil pump body) | 6616 | Plate (remote control mirror) | 17B733 |
| Plate (eng. oil pump inlet locking) | 6A736 | Plate (spare wheel retaining) | 1424 |
| Plate (eng. rear support insulator spacer) | 6-6083 | Plate (speedo. mounting) | 17289 |
| Plate (eng. spacer) | 6K300 | Plate (starter motor brush holder connector) | 11A039 |
| Plate (eng. stop warning indicator) | 10D856 | Plate (starter motor center bearing) | 11395 |
| Plate (eng. valve push rod cover reinforcement) | 6A523 | Plate (starter motor cylinder rear end) | 11A070 |
| Plate (frame cross member mounting) | 5B030 | Plate (starter motor front end rear) | 11131 |
| Plate (front door name) | 16720-1 | Plate (starter motor relay contact) | 11489 |
| Plate (front fender name) | 16098, 16720-1 | Plate (starter motor solenoid terminal) | 11A029 |
| Plate (front shock absorber bracket lower) | 18126-7 | Plate (starting fluid reservoir mounting) | 9A118 |
| Plate (front spring clip) | 5458 | Plate (steering column opening cover) | 3B633 |
| Plate (front tow hook bolt latch) | 17C797 | Plate (steering column support) | 3E656 |
| Plate (fuel injection pump drive coupling) | 9A550 | Plate (steering gear housing end) | 3568, 3597 |
| Plate (fuel pump valve retainer) | 9361 | Plate (trans. air filter bracket mounting) | 7B231 |
| Plate (fuel tank cover) | 9074 | Plate (trans. air valve adapter) | 7316, 7B354 |
| Plate (fuel tank selector valve reinforcement) | 9197 | Plate (trans. aux. case cover reinforcing) | 7B346 |
| Plate (fuel tank skid) | 9A147 | Plate (trans. aux. clutch sliding) | 7B338 |
| Plate (heater cover) | 18B467 | Plate (trans. aux. direct clutch pressure) | 7332 |
| Plate (heater housing core) | 18A488 | Plate (trans. aux. front bearing) | 7119 |
| Plate (heater inlet duct retaining) | 18A452 | Plate (trans. aux. reduction clutch) | 7B338 |
| Plate (heater motor mounting) | 18581 | Plate (trans. aux. reduction clutch pressure) | 7333 |
| Plate (hood aux. catch striker) | 16918 | Plate (trans. clutch driven) | 7B442 |
| Plate (hood catch) | 16874 | Plate (trans. clutch intermediate apply) | 7A406 |
| Plate (hood hinge mounting) | 16A734-5 | Plate (trans. clutch pressure) | 7B066 |
| Plate (hood rear reinforcement) | 16C778-9 | Plate (trans. control valve) | 7E170 |
| Plate (hood side name) | 16720-1 | Plate (trans. converter lockup clutch piston) | 7-7697, 7A807 |
| Plate (hood stabilizer) | 16C700 | Plate (trans. counter shaft gear thrust) | 7119, 7128 |
| Plate (horn button or ring contact) | 13A808 | Plate (trans. counter shaft & reverse idler shaft) | 7155 |
| Plate (horn button or ring index) | 13A809 | Plate (trans. counter shaft & reverse idler shaft lock) | 7155 |
| Plate (horn switch brush) | 13A823 | Plate (trans. cover to lower valve body separating) | 7734 |
| Plate (indicator mounting instrument cluster) | 10B978 | Plate (trans. forward clutch) | 7B066, 7B442 |
| Plate (instrument cluster back) | 10848 | Plate (trans. fourth range clutch) | 7B066, 7B442 |
| Plate (instrument cluster control mounting) | 10A885 | Plate (trans. gearshift lever opening cover) | 7B233 |
| Plate (instrument cluster ignition switch mounting) | 10A860 | Plate (trans. gearshift lever opening trim) | 7D358 |
| Plate (instrument cluster trim) | 10A980 | Plate (trans. high range clutch) | 7A450 |
| Plate (lockout hub retaining) | 1A050 | Plate (trans. high range clutch reaction) | 7B042 |
| Plate (oil pressure gauge back) | 9302 | Plate (trans. high range & high splitter clutch) | 7A405 |
| Plate (P/S cylinder end) | 3797-8 | Plate (trans. high splitter & high range clutch reaction) | 7A450 |
| Plate (P/S cylinder hydraulic control valve sleeve) | 3C524 | | |
| Plate (P/S drag link hydraulic control valve sleeve) | 3C524 | | |
| Plate (P/S gear control valve end) | 3E582 | | |
| Plate (P/S pump pressure) | 3D590, 3A645 | | |
| Plate (P/S pump retainer end) | 3D589 | | |
| Plate (radiator grille side panel pad) | 8B174 | | |
| Plate (radiator support insulator) | 8126 | | |
| Plate (radio escutcheon mounting) | 18A955 | | |



INDEX

| PART NAME | GROUP NUMBER | PART NAME | NUMB |
|--|---------------------------|---|----------------|
| P - cont'd. | | P - cont'd. | |
| Plate (trans. intermediate clutch friction) | 7B046 | Plate assy. (radiator grille opening panel reinforcement) | 8C011 |
| Plate (trans. intermediate clutch reaction) | 7B045 | Plate assy. (rear brake air chamber pressure) | 2A475 |
| Plate (trans. low & reverse clutch) | 7A412 | Plate assy. (rear brake backing) | 2211-2 |
| Plate (trans. low & reverse clutch apply) | 7A406, 7A407 | Plate assy. (rear bumper arm mounting) | 17A949 |
| Plate (trans. low & reverse clutch friction) | 7B046 | Plate assy. (trailer brake air hose adapter cover) | 2A340 |
| Plate (trans. low & reverse clutch reaction) | 7B045 | Plate assy. (trans. clutch) | 7B164 |
| Plate (trans. main control lower valve body cover) | 7729 | Plate assy. (trans. gearshift lower opening cover) | 7C309 |
| Plate (trans. main control lower valve body end) | 7-7014 | Plate assy. (trans. oil transfer) | 7A445 |
| Plate (trans. main control separating) | 7A008 | Plate assy. (trans. park rod support) | 7D414 |
| Plate (trans. main control side) | 7-7739 | Plate assy. (vacuum pump rotor seal) | 2A537 |
| Plate (trans. main control upper valve body) | 7A393, 7A396 | Plate & anti-squeak assy. (frame to sub-frame) | 5368-9 |
| Plate (trans. oil filter retainer) | 7C014 | Plate & bearing assy. (carb. throttle shaft housing) | 9B506 |
| Plate (trans. oil pressure regulator body separating) | 7A142 | Plate & bracket assy. (fuel tank cover) | 9074 |
| Plate (trans. output shaft retainer) | 7155 | Plate & brush assy. (generator rear end) | 10050 |
| Plate (trans. output shaft second speed synchronizer shifting) | 7164 | Plate & bushing (starter motor brush end) | 11049-50 |
| Plate (trans. parking rod guide) | 7D419 | Plate & bushing assy. (P/S pump) | 3D643 |
| Plate (trans. range clutch) | 7B045, 7B046, 7B066 | Plate & diode assy. (alternator negative) | 10377 |
| Plate (trans. rear clutch pressure) | 7B437 | Plate & diode assy. (alternator positive) | 10373 |
| Plate (trans. shift air control valve body cover) | 7C034 | Plate & drive kit (clutch pressure) | 7563 |
| Plate (trans. shift lever stop) | 7B226 | Plate & frame assy. (distributor) | 12303 |
| Plate (trans. slave valve adapter) | 7316 | Plate kit (distributor) | 12A132 |
| Plate (trans. splitter high range clutch reaction) | 7A450 | Plate & lead assy. (windshield wiper motor brush) | 17C470 |
| Plate (trans. splitter low clutch) | 7A390 | Plate & pin (lockout hub retaining) | 1A020 |
| Plate (trans. splitter low clutch reaction) | 7A410 | Plate & pin assy. (trans. direct synchronizer) | 7A044 |
| Plate (trans. throttle pressure booster stop) | 7E336 | Plate & pin assy. (trans. reduction synchronizer) | 7A044 |
| Plate (turn indicator control mounting) | 13345 | Plate repair kit (trans. splitter & low clutch housing) | 7C217 |
| Plate (universal joint lock) | 4872 | Plate & seal (power brake booster end) | 2B093 |
| Plate (vacuum pump oil seal front brake) | 2A554 | Plate & switch assy. (windshield wiper motor) | 17B583 |
| Plate (water filter element support lower) | 8A471 | Plate & trough assy. (trans. overdrive balk ring & gear) | 7665 |
| Plate (water filter element support upper) | 8A470 | Plug (back panel fuel tank filler pipe opening) | 9080 |
| Plate (water filter sump) | 8A473 | Plug (brake air chamber) | 2B031 |
| Plate (water pump orifice) | 8K517 | Plug (brake booster body) | 2A506 |
| Plate assy. (A/C evaporator case mounting) | 19C885 | Plug (brake booster hydraulic cylinder end) | 2369 |
| Plate assy. (A/C housing cover catch striker) | 18C664 | Plug (brake master cylinder) | 2177 |
| Plate assy. (A/C instrument panel register) | 19A568 | Plug (brake vacuum booster oil) | 2A587 |
| Plate assy. (alternator diode negative) | 10A378 | Plug (brake vacuum pump opening) | 2B041 |
| Plate assy. (alternator diode positive) | 10A377 | Plug (carb. anti-backfire valve) | 9C510 |
| Plate assy. (clutch push rod cover) | 7A657 | Plug (carb. fuel level check) | 9562 |
| Plate assy. (distributor breaker) | 12151 | Plug (carb. idle passage) | 9523 |
| Plate assy. (eng. rear) | 7007 | Plug (clutch master cylinder drain) | 7A753 |
| Plate assy. (front brake carrier) | 2012-3 | Plug (distributor diaphragm) | 12A022 |
| Plate assy. (front end) | 10139 | Plug (eng.) | 6026 |
| Plate assy. (heater) | 18C557 | Plug (eng. camshaft rear bearing) | 6266 |
| Plate assy. (heater housing blower & plenum) | 18A485 | Plug (eng. cylinder head exhaust air supply) | 6052 |
| Plate assy. (heater housing cover catch striker) | 18C664 | Plug (eng. oil filter by-pass valve) | 6666 |
| Plate assy. (horn blowing ring contact) | 13A832 | Plug (eng. oil pan drain) | 6730 |
| Plate assy. (instrument cluster back) | 10843 | Plug (eng. oil pump relief valve) | 6A616, 6666 |
| Plate assy. (parking brake support) | 2A636 | Plug (eng. valve rocker arm shaft) | 6572 |
| Plate assy. (P.T.O. drive) | 7C061 | Plug (exhaust air supply pump relief valve) | 9C429 |
| | | Plug (fan blade) | 8649 |
| | | Plug (front axle spindle arm) | 3147 |
| | | Plug (front axle spindle pin) | 3B167 |
| | | Plug (front hub vent) | 1A131 |

FORD TRUCK PARTS



INDEX

| PART NAME | GROUP NUMBER | PART NAME | NUMBER |
|--|------------------|--|----------------------------|
| P - cont'd. | | P - cont'd. | |
| Plug (fuel injection pump oil filler) | 9F556 | Plunger (trans. gearshift selector) | 7361 |
| Plug (fuel pump rocker arm pin hole) | 9A360 | Plunger (trans. gearshifter lock) | 7233 |
| Plug (intake manifold) | 9A450 | Plunger (trans. low & reverse gate) | 7247 |
| Plug (power brake booster control valve) | 2A088 | Plunger (trans. manual valve detent) | 7D069 , 7-7607 |
| Plug (P/S cylinder ball stud) | 3328 | Plunger (trans. preselection valve) | 7B396 |
| Plug (P/S cylinder hydraulic control valve body) | 3C546 | Plunger (trans. reverse gear) | 7247 |
| Plug (P/S drag link ball stud) | 3328 | Plunger (trans. reverse gearshift interlock) | 7233 |
| Plug (P/S drag link hydraulic control valve body) | 3C546 | Plunger (trans. reverse shift eng.) | 7247 |
| Plug (P/S gear control valve) | 3E578 | Plunger (trans. reverse shift finger) | 7247 |
| Plug (P/S gear housing cover) | 3E613 | Plunger (trans. shifter shaft gate) | 7247 |
| Plug (P/S pump valve) | 3B591 | Plunger (trans. shifter shaft interlock) | 7247 |
| Plug (rear axle differential carrier access hole) | 4A064 | Plunger assy. (eng. fuel pump primer) | 9K347 |
| Plug (rear axle differential carrier cup) | 4562 | Plunger assy. (trans. control selector lever) | 7D208 |
| Plug (rear axle differential carrier filler) | 4046 | Pointer (eng. timing) | 6023 |
| Plug (rear axle differential carrier oil tube retainer) | 4161 | Point kit (starter motor contact) | 11134 |
| Plug (rear axle heat indicator) | 4N025 | Point set (distributor arm & breaker) | 12171 |
| Plug (rear axle housing filler hole) | 4281 | Polishes | Δ |
| Plug (rear axle power divider cover & stud assy.) | 4A102 | Post (brake adjusting lever) | 2A184 |
| Plug (rear axle shift housing switch hole) | 4A202 | Post (starter motor contact) | 11176 |
| Plug (speedo. cable trans. opening) | 7A002 | Post (voltage regulator voltage limiter contact upper) | 10565 |
| Plug (starter motor lever housing) | 11A050 | Power pack (eng. generator assy.) | 6D029 |
| Plug (starter motor oil filler tube) | 11A072 | Power supply (citizens band transceiver) | 18800 |
| Plug (starter motor solenoid plunger spring) | 11417 | Power take-off kit | 7275 |
| Plug (steering gear housing) | 3538 | Primer assy. (eng. fuel pump) | 9A384 |
| Plug (trans. brake lever stud hole) | 7A137 | Printed circuit board (alternator kit) | 10B301 |
| Plug (trans. drain) | 7A002 , 7A010 | Pulley (A/C compressor) | 2884 |
| Plug (trans. forward & reverse stud hole) | 7A137 | Pulley (alternator) | 10344 |
| Plug (trans. gearshift housing interlock hole) | 7C211 | Pulley (belt idler) | 8679 |
| Plug (trans. low & reverse gear shifter fork shaft) | 7A107 | Pulley (brake air compressor) | 2884 |
| Plug (trans. oil metering) | 7B358 | Pulley (eng. accessory drive) | 6A359 |
| Plug (trans. parking plate shaft) | 6572 | Pulley (exhaust air supply pump) | 9B447 |
| Plug (trans. reverse stop plunger spring) | 7245 | Pulley (fan) | 8610 |
| Plug (trans. seat belt warning signal switch opening) | 7E461 | Pulley (generator) | 10130 |
| Plug (trans. shift adjusting hole) | 7C147 | Pulley (parking brake cable) | 2804 |
| Plug (warning indicator lamp opening instrument cluster) | 10C979 | Pulley (P/S pump) | 3A733 |
| Plug assy. (intake manifold heater) | 9A436 | Pulley (rear axle drive) | 4737 |
| Plug assy. (trailer lamps) | 15A408 | Pulley (water pump) | 8509 |
| Plunger (air brake shoe actuator adjusting) | 2B004 | Pulley assy. (belt idler) | 8678 |
| Plunger (air brake shoe actuator anchor) | 2B004 | Pulley assy. (eng. crankshaft) | 6A301 , 6312 , 6A359 |
| Plunger (carb. choke lever) | 9537 | Pulley assy. (eng. crankshaft outer) | 6A312 |
| Plunger (clutch master cylinder) | 7A704 | Pulley & bracket assy. (fan) | 8625 |
| Plunger (eng. crankcase oil cooler cover relief valve) | 6874 | Pump (trans. rear oil) | 7A149 |
| Plunger (eng. oil pump relief valve) | 6674 | Pump assy. (brake vacuum) | 2A451 |
| Plunger (starter motor control valve) | 11200 | Pump assy. (cab to frame lift) | 5A362 |
| Plunger (starter motor relay) | 11467 | Pump assy. (eng. oil) | 6600 |
| Plunger (starter motor solenoid) | 11393 | Pump assy. (exhaust air supply) | 9A486 |
| Plunger (trans. air control valve) | 7B392 | Pump assy. (fuel) | 9350 |
| Plunger (trans. aux. air shift valve control gate) | 7322 | Pump assy. (fuel injection) | 9A543 |
| Plunger (trans. aux. air valve actuating) | 7235 , 7B286 | Pump assy. (fuel primer) | 9A384 |
| Plunger (trans. gearshift lever) | 7247 | Pump assy. (P/S) | 3A674 |
| Plunger (trans. gearshift rod) | 7233 | Pump assy. (trans. front oil) | 7A103 |
| | | Pump assy. (water) | 8501 |
| | | Pump assy. (windshield wiper electro vacuum) | 17150 |
| | | Pump kit (cab lift hard parts) | 5B392 |

Δ Refer to page 1 of Paint Section
January, 1975

COPYRIGHT © 1975— FORD MARKETING CORPORATION —DEARBORN, MICHIGAN

FINAL ISSUE



INDEX

| PART NAME | GROUP NUMBER | PART NAME | NUMB |
|--|-----------------|---|--------------------|
| P - cont'd. | | R - cont'd. | |
| Pump & pulley assy. (P/S) | 3A696 | Reinforcement (cab mounting frame rear center member outer) | 5A381 |
| Pump, pulley & bracket assy. (P/S) | 3D639 | Reinforcement (cab mounting frame rear side member) | 5125 |
| Pump repair kit (cab lift) | 5A366, 5A375 | Reinforcement (clutch release equalizer bar) | 7B538 |
| Pump repair kit (fuel) | 9349 | Reinforcement (cross shaft support) | 7E442 |
| Pump repair kit (water) | 8591 | Reinforcement (eng. valve rocker arm cover flange) | 6A523 |
| Pump & reservoir assy. (P/S) | 3K514 | Reinforcement (frame cross member) | 5097-8, 5135-6 |
| Pump, reservoir & pulley assy. (P/S) | 3A691 | Reinforcement (frame cross member No.2) | 5050-1 |
| Pump, reservoir, pulley & bracket assy. (P/S) | 3606 | Reinforcement (frame cross member to idler arm) | 5A013 |
| Push rod (rear brake air chamber) | 2A478 | Reinforcement (frame rear sidemember) | 5B055 |
| R | | Reinforcement (frame sidemember to front cross member) | 5A123-4 |
| Race (P/S gear worm thrust bearing) | 3D773 | Reinforcement (frame to radiator support) | 5B001 |
| Race (rear axle driving pinion pilot) | 4626 | Reinforcement (front bumper) | 17912 |
| Race (trans. converter stator clutch) | 7946-7 | Reinforcement (front bumper guard) | 17A928 |
| Race (trans. forward clutch to housing thrust) | 7946 | Reinforcement (front bumper stone deflector) | 17A956 |
| Race (trans. forward clutch to hub thrust) | 7B456 | Reinforcement (front fender apron) | 16136-7 |
| Race (trans. front clutch sun gear thrust washer) | 7D235-6 | Reinforcement (front fender apron lower) | 16060 |
| Race (trans. output shaft thrust bearing) | 7A387 | Reinforcement (front fender mounting) | 16C096 |
| Race (trans. overrunning clutch) | 7D171, 7B456 | Reinforcement (front fender rear lower extension) | 16A182 |
| Race (trans. primary sun gear thrust) | 7-7549 | Reinforcement (front shock absorber mounting) | 18A049 |
| Race (trans. reverse idler bearing) | 7482 | Reinforcement (front turn indicator outboard lamp) | 13A328 |
| Race (trans. sun gear to output shaft thrust) | 7D235 | Reinforcement (fuel tank upper flange) | 9A014 |
| Radiator | 8005 | Reinforcement (headlamp opening) | 16364-5 |
| Radio kit | 18805 | Reinforcement (hood carb. air duct) | 16B836 |
| Rail (trans. gearshift) | 7240-I | Reinforcement (hood center) | 16995 |
| Receptacle (muffler outlet pipe ball ring) | 5C206 | Reinforcement (hood front) | 16690-1 |
| Recovery kit (radiator coolant) | 8522 | Reinforcement (hood front grille opening support) | 16B900-1 |
| Rectifier assy. (alternator) | 10304 | Reinforcement (hood hinge) | 16A681 |
| Rectifier kit (alternator) | 10304 | Reinforcement (hood rear) | 16676 |
| Reducer (P/S gear filler plug) | 3K527 | Reinforcement (hood rear outer) | 16670-1 |
| Reducers | Δ | Reinforcement (hood side) | 16844-5 |
| Refinishing materials | Δ | Reinforcement (hood side air cleaner extension) | 16B910 |
| Reflector assy. | 13380 | Reinforcement (hood side panel upper) | 16B914 |
| Reflector flare kit | 19E500 | Reinforcement (hood side panel upper rear) | 16B958 |
| Refrigerant compressor oil | Δ | Reinforcement (hood support rod) | 16C732 |
| Refrigerant line replacement & repair parts | 19C705-8 | Reinforcement (hood top front) | 16A864 |
| Register (A/C) | 19893 | Reinforcement (instrument cluster housing) | 10C899 |
| Register (A/C air inlet) | 19A810 | Reinforcement (P/S pump oil reservoir orifice) | 3B563 |
| Register (A/C evaporator) | 19A671 | Reinforcement (radiator grille cutout) | 8B128 |
| Register (heater) | 19893 | Reinforcement (radiator grille lower panel center) | 8A353, 8A368 |
| Register assy. (A/C air distribution) | 18C306 | Reinforcement (radiator grille opening panel) | 8B433-4 |
| Register assy. (heater air distribution) | 18C306 | Reinforcement (radiator & headlamp guard latch) | 8B493 |
| Regulator (instrument cluster voltage) | 10804 | Reinforcement (radiator support) | 8A281 |
| Regulator (trans. air pressure) | 7B274 | Reinforcement (rear bumper) | 17912 |
| Regulator assy. (alternator) | 10316 | Reinforcement (rear spring rear bracket) | 5980 |
| Regulator assy. (generator) | 10505 | Reinforcement (running board) | 16546, 16A464-5 |
| Regulator assy. (trans. oil pressure) | 7A139 | Reinforcement (running board apron panel) | 16A484-5 |
| Regulator repair kit (trans. air pressure) | 7B274 | Reinforcement (running board upper) | 16A502 |
| Regulator repair kit (trans. main control) | 7A135 | Reinforcement (spare wheel carrier) | 1407 |
| Reinforcement (A/C mounting bracket) | 19C861 | Reinforcement (spare wheel carrier to floor side sill) | 1413 |
| Reinforcement (aux. trans. rear mount) | 7971 | | |
| Reinforcement (battery tray support) | 10679 | | |
| Reinforcement (cab counter balance spring balance) | 5A409 | | |

Δ Refer to page 1 of Paint Section

FORD TRUCK PARTS



INDEX

| PART NAME | GROUP NUMBER | PART NAME | GROUP NUMBER |
|---|---------------|--|--------------|
| R - cont'd. | | R - cont'd. | |
| Reinforcement (starter motor relay box) | 11018 | Retainer (accelerator pump check ball) | 9575 |
| Reinforcement (trailer brake air hose connector mounting bracket) | 2940 | Retainer (accelerator pump piston) | 9632 |
| Reinforcement (trans. mount insulator front & rear) | 7008 | Retainer (accelerator shaft rod) | 9A802 |
| Reinforcement (trans. rear mount) | 7008 | Retainer (A/C evaporator register) | 19B635 |
| Reinforcement (transfer case control support) | 7E140 | Retainer (A/C lines to radiator support seal) | 19C858 |
| Reinforcement assy. (brake air supply manifold) | 2B475 | Retainer (A/C register mounting) | 19A950 |
| Reinforcement assy. (cab to frame rear support) | 5A135 | Retainer (air brake actuating wedge adjusting screw link) | 2B212 |
| Reinforcement assy. (frame side member) | 5121-22 | Retainer (air brake actuating wedge boot) | 2B203 |
| Reinforcement assy. (frame side member outer) | 5A153 | Retainer (alternator bearing) | 10323 |
| Reinforcement assy. (front cross member to side member) | 5A088-9 | Retainer (alternator front bearing) | 10A355 |
| Reinforcement assy. (hood latch) | 16A642 | Retainer (alternator regulator splash shield) | 10A601 |
| Reinforcement assy. (radiator grille opening inner) | 8C004 | Retainer (alternator rotor slip ring) | 10A372 |
| Reinforcement kit (roof) | 19B966 | Retainer (aux. trans. front bearing) | 7050 |
| Relay (alternator regulator field) | 10A376 | Retainer (aux. trans. input shaft & counter shaft front bearing) | 7050 |
| Relay (ignition current amplifier) | 12A042 | Retainer (backup lamp switch) | 15A541 |
| Relay (retarder oil temperature warning) | 10800 | Retainer (backup lamp switch actuator) | 15A542 |
| Relay assy. (accessory safety) | 14677 | Retainer (battery cable) | 14613 |
| Relay assy. (A/C control box cover aux.) | 19B706 | Retainer (battery clamp bolt) | 10A708 |
| Relay assy. (A/C motor warning lamp) | 19D686 | Retainer (brake air chamber filter) | 2D488 |
| Relay assy. (camper coach or trailer coach wiring safety) | 14677 | Retainer (brake booster boot) | 2A476 |
| Relay assy. (rear axle shift control) | 4A156 | Retainer (brake booster push rod seal) | 2381 |
| Relay assy. (starter motor series parallel switch) | 11450 | Retainer (brake booster vacuum control valve body cover) | 2415 |
| Relay assy. (stop lamp) | 13482 | Retainer (brake master cylinder filler cap) | 2B245, 2A346 |
| Relay assy. (trailer lighting) | 13A435 | Retainer (brake master cylinder primary piston) | 2A505 |
| Relay assy. (trans. overdrive) | 7A651 | Retainer (brake master cylinder push rod) | 2B224 |
| Relay assy. (warning lamp indicator) | 10C838 | Retainer (brake operating lever pin) | 2106 |
| Relay assy. (water temperature indicator warning lamp) | 10B840 | Retainer (brake vacuum booster control valve piston ring) | 2423 |
| Relay & bracket assy. (horn) | 13853 | Retainer (brake vacuum booster diaphragm) | 2429 |
| Reservoir (brake master cylinder) | 2141 | Retainer (brake vacuum booster fulcrum lever) | 2A370 |
| Reservoir (cab lift pump) | 5A365 | Retainer (brake vacuum booster hydraulic cylinder check valve) | 2459 |
| Reservoir (P/S aux.) | 3A697 | Retainer (brake vacuum booster push rod seal spring) | 2431 |
| Reservoir (windshield washer) | 17618 | Retainer (carb. accelerator pump check valve) | 9575 |
| Reservoir assy. (eng. primer) | 9A123 | Retainer (carb. accelerator pump spring) | 9599 |
| Reservoir assy. (fuel) | 9K044 | Retainer (carb. choke control rod) | 9565 |
| Reservoir assy. (P/S pump) | 3A697 | Retainer (carb. choke rod lever) | 9568 |
| Reservoir assy. (radiator coolant recovery) | 8A080 | Retainer (carb. choke shaft) | 9B527 |
| Reservoir assy. (starter motor air) | 11188 | Retainer (carb. fast idle cam rod) | 9599 |
| Resistor (ignition coil) | 12250 | Retainer (carb. float lever shaft) | 9599 |
| Resistor (radio receiver suppression choke) | 18A952 | Retainer (carb. pump operating lever) | 9588 |
| Resistor (voltage regulator absorbing) | 10594 | Retainer (carb. pump spring lower) | 9-9704 |
| Resistor (voltage regulator ballast) | 10632 | Retainer (clutch pedal assist spring) | 7540 |
| Resistor (voltage regulator unit field) | 10570 | Retainer (clutch pressure plate release sleeve) | 7A603 |
| Resistor assy. (A/C blower motor) | 19706, 19A706 | Retainer (clutch rod boot) | 7A581 |
| Resistor assy. (heater blower motor) | 18577, 19A706 | Retainer (coupling shaft center bearing) | 4523, 4818 |
| Resistor assy. (heater switch to blower motor) | 18591 | Retainer (coupling shaft grease) | 4813 |
| Resistor assy. (windshield wiper governor) | 17C508 | Retainer (crankcase emission filter) | 9E628 |
| Resistor & bracket assy. (ignition ballast) | 12A046 | Retainer (distributor breaker plate) | 12146 |
| Resistor kit (starter motor) | 11A087 | Retainer (distributor cam) | 12177 |
| Resonator assy. | 5A289 | Retainer (distributor rotor) | 12213 |
| Restrictor (carb. jet) | 9A521 | Retainer (driveshaft universal joint spider) | 4A254 |
| Retainer (accelerator pedal hinge bracket seat) | 9A809 | | |



INDEX

| PART NAME | GROUP NUMBER | PART NAME | NUM |
|---|--------------|--|---------|
| R - cont'd. | | R - cont'd. | |
| Retainer (eng. crankcase vent cover) | 6A816 | Retainer (marker lamp) | 15A436, |
| Retainer (eng. crankcase vent grommet) | 6A892 | | 15A486 |
| Retainer (eng. crankshaft rear oil packing) | 6335 | Retainer (marker lamp lens) | 15B428 |
| Retainer (eng. governor shaft seal) | 18218 | Retainer (moulding) | 16A076, |
| Retainer (eng. oil filter element) | 6898 | | 16249 |
| Retainer (eng. oil pump screen) | 6628 | Retainer (parking brake cable rear) | 2A709 |
| Retainer (eng. piston pin) | 6140 | Retainer (parking brake lever boot) | 2405, |
| Retainer (eng. rear support) | 6054 | | 2A714 |
| Retainer (eng. valve spring) | 6514 | Retainer (parking brake lever pin) | 2106 |
| Retainer (flywheel mounted P.T.O. clutch release piston spring) | 7A664 | Retainer (parking brake spring) | 2A787 |
| Retainer (flywheel mounted P.T.O. driveshaft oil) | 7A687 | Retainer (parking brake valve cable boot) | 2A770 |
| Retainer (flywheel mounted P.T.O. idler gear) | 7A742 | Retainer (parking lamp wire front) | 13A506 |
| Retainer (flywheel mounted P.T.O. idler gear shaft) | 7A680 | Retainer (P/S cylinder) | 3A548 |
| Retainer (flywheel mounted P.T.O. input gear oil slinger ring) | 7A741 | Retainer (P/S gear control valve "O" ring) | 3E577 |
| Retainer (flywheel mounted P.T.O. input gear shaft) | 7A741 | Retainer (P/S gear sector shaft seal) | 3C617 |
| Retainer (flywheel mounted P.T.O. input shaft oil) | 7A677 | Retainer (P/S hose mounting insulator) | 3A610 |
| Retainer (flywheel mounted P.T.O. oil pump drive gear shaft) | 7A769 | Retainer (P/S pump rotor shaft bearing) | 3-3621 |
| Retainer (four wheel drive lever gearshift boot) | 7B060 | Retainer (P/S pump shim) | 3D724 |
| Retainer (front air brake shoe roller to cam) | 2046 | Retainer (P/S reservoir filter spring) | 3B756 |
| Retainer (front axle radius arm bushing) | 3B186 | Retainer (radiator air side seal) | 8354 |
| Retainer (front axle spindle pin oil seal) | 3288 | Retainer (radiator grille opening side panel mounting) | 8A331 |
| Retainer (front boot protector) | 2B211 | Retainer (radiator support torsion spring) | 8131 |
| Retainer (front fender opening splash shield extension) | 16F578 | Retainer (radiator support torsion spring lower) | 8A441 |
| Retainer (front spring mounting) | 5B300 | Retainer (rear air brake applicator spring) | 2A467 |
| Retainer (front wheel bearing lock) | 1198 | Retainer (rear air brake camshaft bracket seal) | 2A312 |
| Retainer (front wheel hub grease) | 1190 | Retainer (rear air brake shoe roller) | 2356 |
| Retainer (front wheel spindle connecting rod ball stud seal) | 3333-4 | Retainer (rear axle differential clutch collar snap ring) | 4586 |
| Retainer (fuel expansion vent tube to front) | 9F309 | Retainer (rear axle driving pinion grease seal) | 4675 |
| Retainer (fuel filter element lower gasket) | 9D317 | Retainer (rear axle driving pinion oil seal) | 4168 |
| Retainer (fuel filter sediment bowl) | 9157 | Retainer (rear axle driving pinion pilot bearing) | 4627 |
| Retainer (fuel pump diaphragm spring) | 9371 | Retainer (rear axle power divider differential lockout shifter shaft oil seal) | 4457 |
| Retainer (fuel pump oil seal) | 9A392, 9468 | Retainer (rear axle power divider shaft bearing) | 4431 |
| | 9B345 | Retainer (rear axle power divider shift cylinder strainer plate) | 4555 |
| Retainer (fuel pump rocker arm pin) | 9B345 | Retainer (rear axle power divider thru shaft rear bearing) | 4477 |
| Retainer (generator bearing drive end) | 10213 | Retainer (rear axle shift control switch) | 4747 |
| Retainer (grille guard brace seal) | 8B240 | Retainer (rear axle shift wiring) | 14671 |
| Retainer (grille side panel upper) | 8B175 | Retainer (rear axle sliding clutch push rod) | 4155 |
| Retainer (headlamp door) | 13062 | Retainer (rear axle sun gear) | 4337, |
| Retainer (heater core) | 18B689 | | 4551 |
| Retainer (hood check cable) | 16B920 | Retainer (rear axle thru shaft bearing) | 4468 |
| Retainer (hood latch release rod) | 16B634 | Retainer (rear axle wheel bearing) | 4020 |
| Retainer (hood latch support) | 16A698 | Retainer (rear axle worm shaft) | 4A121 |
| Retainer (hood side moulding) | 16B840-2 | Retainer (rear brake air chamber diaphragm return spring) | 2A468 |
| Retainer (horn ring medallion) | 13A810 | Retainer (rear lamp wire) | 13A506 |
| Retainer (instrument cluster bezel) | 10920 | Retainer (rear suspension rear bracket grease) | 5K670 |
| Retainer (instrument cluster opening cover) | 10C984 | Retainer (rear wheel bearing inner) | 1180 |
| Retainer (instrument control cable grommet) | 10B841 | Retainer (rear wheel grease) | 1175 |
| Retainer (intake manifold water thermostat) | 8574 | Retainer (rear wheel grease outer) | 1246 |
| Retainer (interior lamp) | 13763 | Retainer (saddle hanger pin bushing) | 5A599 |
| Retainer (lockout hub clutch) | 1A051 | Retainer (side mounted spare wheel) | 1474 |
| Retainer (lockout hub outer ring) | 1A094 | Retainer (speedo. case grommet) | 17305 |
| Retainer (lockout hub pressure spring) | 1A055 | | |
| Retainer (lower radiator support insulator) | 8B229 | | |

FORD TRUCK PARTS



INDEX

| PART NAME | GROUP NUMBER | PART NAME | GROUP NUMBER |
|--|------------------|--|----------------|
| R - cont'd. | | R - cont'd. | |
| Retainer (speedo. driven gear) | 17292 | Retainer (trans. low range counter shaft rear bearing) | 7195 |
| Retainer (spotlamp control escutcheon) | 15A317 | Retainer (trans. modulator to case) | 7A801 |
| Retainer (spring seat) | 5A565 | Retainer (trans. oil filter) | 7C263 |
| Retainer (starter motor drive return spring) | 11A016 | Retainer (trans. oil pressure regulator main control valve) | 7A478 |
| Retainer (starter motor drive stop ring) | 11223 | Retainer (trans. output shaft fourth speed gear) | 7B221 |
| Retainer (starter motor lever retaining pin) | 11141 | Retainer (trans. overdrive free wheel unit front) | 7674 |
| Retainer (starter motor pinion gear) | 11A079 | Retainer (trans. overdrive free wheel unit rear) | 7676 |
| Retainer (starter motor solenoid plunger spring front) | 11183 | Retainer (trans. overrunning clutch spring) | 7D191 |
| Retainer (starter motor solenoid plunger spring rear) | 11A057 | Retainer (trans. parking pawl toggle lever pin) | 7-7326 |
| Retainer (steering column lower bearing seal) | 3510 | Retainer (trans. parking pawl toggle return spring) | 7-7323 |
| Retainer (steering column shaft universal joint seal) | 3C672 | Retainer (trans. rear band servo piston spring) | 7B264 |
| Retainer (steering column shaft upper bearing) | 3C610 | Retainer (trans. rear clutch plate) | 7D483 |
| Retainer (steering column tube) | 3499 | Retainer (trans. reverse clutch piston ball check) | 7E080 |
| Retainer (steering column upper bearing) | 3839 | Retainer (trans. reverse clutch spring) | 7D406 |
| Retainer (steering gear adjusting screw) | 3610 | Retainer (trans. reverse idler bearing) | 7155 |
| Retainer (steering gear mounting bolt) | 3E714 | Retainer (trans. reverse idler gear) | 7155 |
| Retainer (steering shaft universal joint bearing) | 3E507 | Retainer (trans. reverse idler gear bearing) | 7155-6 |
| Retainer (stoplamp switch) | 13A629 | Retainer (trans. reverse idler shaft) | 7155 |
| Retainer (trans. air cylinder boot) | 7262 | Retainer (trans. reverse idler washer) | 7482 |
| Retainer (trans. clutch piston spring) | 7A527 | Retainer (trans. shift cylinder "O" ring) | 7A710 |
| Retainer (trans. clutch spring) | 7A527 | Retainer (trans. shift interlock spring) | 7B293 |
| Retainer (trans. control lower valve body cover spring) | 7-7753 | Retainer (trans. shift lever pin) | 7155 |
| Retainer (trans. converter cover spacer) | 7A801 | Retainer (trans. third-second coasting orifice control valve spring) | 7194 |
| Retainer (trans. converter lockup clutch piston seal) | 7A811 | Retainer (trans. throttle pressure booster stop plate & screw) | 7E396 |
| Retainer (trans. counter shaft bearing) | 7135 | Retainer (trans. to servo modulator plug) | 7E396 |
| Retainer (trans. counter shaft front bearing) | 7135, 7195, 7198 | Retainer (transfer case aux. drive gear) | 7135 |
| Retainer (trans. counter shaft rear bearing) | 7195, 7B315 | Retainer (transfer case counter shaft front & rear bearing) | 7135 |
| Retainer (trans. counter shaft & reverse idler shaft) | 7155 | Retainer (transfer case front output shaft) | 7085 |
| Retainer (trans. first range clutch spring) | 7D406 | Retainer (transfer case front output shaft front bearing) | 7085 |
| Retainer (trans. forward & reverse shifter interlock spring) | 7B293 | Retainer (transfer case front output shaft rear bearing) | 7085 |
| Retainer (trans. front bearing) | 7050, 7109 | Retainer (transfer case idler and rear output shaft) | 7085 |
| Retainer (trans. gate plunger) | 7032 | Retainer (transfer case idler shaft rear bearing) | 7085 |
| Retainer (trans. gearshift connecting rod sleeve) | 7C285 | Retainer (transfer case input shaft bearing) | 7050 |
| Retainer (trans. gearshift lever boot rear) | 7C193 | Retainer (transfer case rear output shaft) | 7085 |
| Retainer (trans. gearshift lever to housing boot) | 7262 | Retainer (transfer case rear output shaft bearing) | 7085 |
| Retainer (trans. gearshift selector lever plunger) | 7A347 | Retainer (thru shaft bearing) | 4468 |
| Retainer (trans. gearshift selector tube retracting spring) | 7C230 | Retainer (tonneau cover) | 18A400 |
| Retainer (trans. gearshift tube fulcrum pin) | 7B074 | Retainer (turn indicator control arm) | 13347 |
| Retainer (trans. gearshift tube lever) | 7348 | Retainer (vacuum pump spine oil) | 2K267 |
| Retainer (trans. gearshift tube vibration damper) | 7211 | Retainer (warning indicator bulb) | 10918 |
| Retainer (trans. governor primary valve spring) | 7A190 | Retainer (water pump bearing) | 8576 |
| Retainer (trans. governor secondary valve spring) | 7D218 | Retainer (windshield washer pump) | 17B609 |
| Retainer (trans. input shaft bearing) | 7050 | Retainer (windshield wiper motor bushing) | 17C436 |
| Retainer (trans. input to front clutch cylinder) | 7D483 | Retainer (windshield wiper motor cup) | 17C535 |
| Retainer (trans. intermediate servo band lever) | 7E206 | Retainer (windshield wiper motor output gear) | 17C474 |
| Retainer (trans. low or overdrive & reverse gate plunger) | 7032 | Retainer (wiring harness) | 14A163 |
| | | Retainer (wiring loom) | 13A506 |
| | | Retainer assy. (accessory drive shaft) | 6A299 |
| | | Retainer assy. (A/C hose cover) | 19B589, 19D589 |



INDEX

| PART NAME | GROUP NUMBER | PART NAME | NUM |
|---|--------------|---|---------|
| R - cont'd. | | R - cont'd. | |
| Retainer assy. (air cleaner filter) | 9649 | Ring (flywheel mounted P.T.O. drive gear bearing retaining) | 7A740 |
| Retainer assy. (cab tilting spring) | 5A369 | Ring (flywheel mounted P.T.O. drive gear retaining) | 7A739 |
| Retainer assy. (carb. air cleaner to carb.) | 9B672 | Ring (flywheel mounted P.T.O. input gear oil slinger) | 7A674 |
| Retainer assy. (cowl wiring grommet thru dash) | 14608 | Ring (frame sealing) | 10121 |
| Retainer assy. (front axle driving pinion) | 4614 | Ring (free running hub clutch) | 1101 |
| Retainer assy. (front spring mounting) | 5B300, 5A349 | Ring (front brake caliper piston) | 2B333 |
| Retainer assy. (fuel pump) | 9074 | Ring (front end plate bearing stop) | 10163 |
| Retainer assy. (fuel tank sending unit) | 9A307 | Ring (fuel tank sender retainer locking) | 9A307 |
| Retainer assy. (hood support rod) | 16B940-1 | Ring (headlamp bulb retaining) | 13015 |
| Retainer assy. (instrument control cable grommet) | 10B841 | Ring (heater register deflector ring) | 19C989 |
| Retainer assy. (rear axle drive pinion bearing) | 4414 | Ring (horn blowing cam) | 13A811 |
| Retainer assy. (rear axle driving pinion) | 4614 | Ring (muffler inlet pipe flange) | 5C211 |
| Retainer assy. (rear axle power divider drive gear bearing) | 4414 | Ring (power brake booster bellows wear) | 2B074 |
| Retainer assy. (steering column lower bearing) | 3D681 | Ring (P/S gear adapter seal retaining) | 3D771 |
| Retainer assy. (steering column support) | 3B741 | Ring (P/S gear cylinder cap retaining) | 3A746 |
| Retainer assy. (trans. aux. drive gear) | 7085 | Ring (P/S gear cylinder piston) | 3B541 |
| Retainer assy. (trans. aux. drive gear bearing) | 7085 | Ring (P/S gear worm shaft retaining) | 3D771 |
| Retainer assy. (trans. aux. rear bearing) | 7085 | Ring (P/S pump bearing cap) | 3E632 |
| Retainer assy. (trans. counter shaft) | 7085 | Ring (rear axle differential bearing adjuster) | 4A133-4 |
| Retainer assy. (trans. counter shaft front bearing) | 7085 | Ring (rear axle differential lock) | 4588 |
| Retainer assy. (trans. gearshift tube lever) | 7347 | Ring (rear axle driving pinion pilot bearing) | 4627 |
| Retainer assy. (trans. output shaft bearing) | 7085 | Ring (rear axle pinion bearing lock) | 4668 |
| Retainer assy. (transfer case front output shaft) | 7085 | Ring (rear axle power divider thru shaft rear bearing) | 4477 |
| Retainer assy. (transfer case rear bearing) | 7085 | Ring (rear axle snap) | 4567 |
| Retainer assy. (transfer case rear output shaft bearing) | 7085 | Ring (rear axle torque arm ball bushing) | 4A127 |
| Retainer kit (power divider shaft bearing) | 4431 | Ring (starter motor drive stop) | 11222 |
| Retainer repair kit (brake shoe hold down) | 2A094 | Ring (starter motor solenoid snap) | 11008 |
| Retainer & rotator (eng. valve spring) | 6514 | Ring (trans. air control valve plunger stop) | 7C038 |
| Retainer & seal assy. (rear axle driving pinion bearing) | 4674 | Ring (trans. aux.) | 7C212 |
| Retainer & wiper kit (front hub grease) | 1190 | Ring (trans. aux. output shaft) | 7173 |
| Retaining washer kit (rear air brake adjuster) | 2130 | Ring (trans. aux. shift piston) | 7288 |
| Rim assy. (wheel) | 1020 | Ring (trans. center support) | 7D019 |
| Ring (A/C register deflector ring) | 19C989 | Ring (trans. center support spring retainer) | 7A527 |
| Ring (actuating knob retainer) | 1A093 | Ring (trans. converter cover seal) | 7-7692 |
| Ring (alternator rotor stop) | 10370 | Ring (trans. extension bearing retaining) | 7D238 |
| Ring (brake booster control valve body snap) | 2415 | Ring (trans. first & second speed synchronizer blocking) | 7107 |
| Ring (brake booster hydraulic piston stop) | 2409 | Ring (trans. forward clutch piston spring pressure) | 7D256 |
| Ring (brake booster snap) | 2459 | Ring (trans. forward clutch & turbine shaft oil seal) | 7D019 |
| Ring (brake booster valve stop snap) | 2378 | Ring (trans. fourth & fifth speed synchronizer blocking) | 7107 |
| Ring (brake vacuum pump sealing) | 2A551 | Ring (trans. front clutch piston disc spring pressure) | 7-7563 |
| Ring (clutch master cylinder pressure valve) | 7A710 | Ring (trans. front oil pump seal) | 7-7340 |
| Ring (clutch pressure plate adjusting) | 7A611 | Ring (trans. front oil pump to case seal) | 7-7693 |
| Ring (clutch pressure plate inner spring) | 7A610 | Ring (trans. governor housing seal) | 7D011 |
| Ring (clutch pressure plate pressure) | 7A613 | Ring (trans. high clutch diaphragm) | 7951 |
| Ring (clutch pressure plate release lever fulcrum) | 7A607 | Ring (trans. high clutch diaphragm seal) | 7A590 |
| Ring (clutch pressure plate release sleeve) | 7A604 | Ring (trans. high & high splitter piston seal) | 7-7688 |
| Ring (eng. camshaft gear locking) | 6258 | Ring (trans. high & intermediate synchronizer blocking) | 7107 |
| Ring (eng. oil pump aux. driveshaft seal locating) | 6A737 | Ring (trans. high, low & reverse piston seal) | 7957 |
| Ring (eng. oil pump intermediate shaft retaining) | 6629 | Ring (trans. high splitter piston seal) | 7959 |
| Ring (eng. oil pump valve locating) | 6K630 | | |
| Ring (fan hub lock) | 8648 | | |

FORD TRUCK PARTS



INDEX

| PART NAME | GROUP NUMBER | PART NAME | GROUP NUMBER |
|--|---------------|--|-------------------|
| R - cont'd. | | R - cont'd. | |
| Ring (trans. input shaft seal) | 7A448 | Rod (aux. trans. direct & overdrive shift) | 7241 |
| Ring (trans. intermediate clutch piston seal) | 7-7794 | Rod (aux. trans. gearshift control connecting) | 7B051, 7A313-5 |
| Ring (trans. intermediate low & reverse clutch plate) | 7794 | Rod (aux. trans. shift) | 7A066 |
| Ring (trans. low & reverse synchronizer blocking) | 7107 | Rod (aux. trans. underdrive gearshift control slide) | 7B104, 7969 |
| Ring (trans. low splitter piston seal) | 7979 | Rod (aux. trans. underdrive shift) | 7240 |
| Ring (trans. low splitter reaction plate hook) | 7974 | Rod (brake) | 2462 |
| Ring (trans. low splitter, reverse & intermediate piston seal) | 7-7691 | Rod (brake booster push) | 2377 |
| Ring (trans. oil pump pipe seal) | 7B122 | Rod (brake master cylinder push) | 2143 |
| Ring (trans. oil pump seal) | 7D019 | Rod (brake pedal to bellcrank) | 2A525 |
| Ring (trans. output shaft fourth & fifth speed synchronizer) | 7107 | Rod (carb. accelerator pump link to throttle lever) | 9E542 |
| Ring (trans. output shaft second speed gear split retaining) | 7109 | Rod (carb. accelerator pump link to overtravel lever) | 9E542 |
| Ring (trans. output shaft second speed gear synchronizer blocking) | 7175 | Rod (carb. choke control) | 9A599 |
| Ring (trans. output shaft third & high synchronizer blocking) | 7107 | Rod (carb. choke diaphragm control) | 9S567 |
| Ring (trans. output shaft third speed synchronizer) | 7107 | Rod (carb. dashpot link to overtravel lever) | 9A527 |
| Ring (trans. overdrive governor driven gear retaining) | 6929 | Rod (carb. fast idle) | 9598 |
| Ring (trans. pressure regulator retainer) | 7030 | Rod (carb. fast idle cam) | 9D530 |
| Ring (trans. pump assy. to case seal) | 7A248 | Rod (carb. float bowl vent) | 9A515 |
| Ring (trans. rear internal gear retaining) | 7782 | Rod (carb. metering) | 9A526 |
| Ring (trans. second & third speed synchronizer) | 7107 | Rod (carb. power valve) | 9D597 |
| Ring (trans. splitter shaft seal) | 7781-2 | Rod (carb. secondary throttle control) | 9C504 |
| Ring (trans. synchronizer blocking) | 7107 | Rod (clutch control bellcrank to equalizer) | 7525 |
| Ring (trans. synchronizer inner stop & clutch pin) | 7174 | Rod (clutch master cylinder push) | 7A541, 7641 |
| Ring (trans. synchronizer outer stop) | 7174 | Rod (clutch pedal to bellcrank) | 7521 |
| Ring (trans. third & fourth speed synchronizer blocking) | 7107, 7109 | Rod (clutch pedal to equalizer) | 7A580 |
| Ring (water pump pulley clamping) | 8538 | Rod (clutch pedal to idler lever) | 7521 |
| Ring (wheel rim lock) | 1021 | Rod (clutch release lever) | 7521 |
| Ring assy. (alternator rotor slip) | 10328 | Rod (clutch slave cylinder push) | 7A507 |
| Ring assy. (headlamp adjusting) | 13118-9 | Rod (eng. mounted accelerator shaft & bracket to trans.) | 7A187 |
| Ring assy. (horn blowing) | 13A805 | Rod (eng. valve push) | 6565 |
| Ring & bushing assy. (lockout hub inner) | 1A052 | Rod (frame No. 2 cross member tie) | 5B112 |
| Ring & cam body assy. (lockout hub) | 1A022 | Rod (front brake air chamber piston) | 2A591 |
| Ring & gear (trans. overdrive balk) | 7662 | Rod (hood support) | 16826 |
| Ring gear & pinion kit (front axle) | 3222, 4209 | Rod (parking brake band adjusting) | 2642 |
| Ring gear & pinion kit (rear axle) | 4209, 4309 | Rod (parking brake equalizer) | 2628 |
| Ring kit (P/S gear valve spool retaining) | 3757 | Rod (parking brake lever to bellcrank) | 2A656 |
| Ring & pins (trans. fourth & fifth speed synchronizer) | 7174 | Rod (parking brake lever to cam universal) | 2826 |
| Ring & pins (trans. second & third speed synchronizer) | 7174 | Rod (parking brake rod replacement chart) | 2853 |
| Ring & pins (trans. synchronizer inner stop) | 7174 | Rod (pedal to accelerator) | 9738 |
| Ring set (eng. piston partial) | 6148 | Rod (P/S cylinder piston) | 3E542 |
| Rivet (distributor terminal housing hold down clamp) | 12145 | Rod (P/S gear control valve) | 3E589 |
| Rivet (starter motor brush holder) | 11069 | Rod (rear axle differential lockout shift push) | 4565 |
| Rod (accelerator pedal to lower shaft lever) | 9A886 | Rod (rear axle power divider shift) | 4A093 |
| Rod (accelerator shaft to bellcrank less trunnion) | 9A701 | Rod (rear axle sliding clutch shaft push) | 4068 |
| Rod (accelerator shaft to carb.) | 9746 | Rod (rear brake cylinder to brake shoe push) | 2129 |
| Rod (accelerator shaft to trans. control shaft) | 9784 | Rod (rear brake cylinder to brake shoe push) | 9C797 |
| | | Rod (throttle control shaft spring lever) | 7307 |
| | | Rod (trans. aux. shift cylinder tie) | 7240 |
| | | Rod (trans. aux. shift fork) | 7A066, 7240 |
| | | Rod (trans. aux. underdrive shift) | 7358 |
| | | Rod (trans. cross shaft direct & overdrive or fourth) | 7358 |
| | | Rod (trans. cross shaft first & second speed) | 7358 |



INDEX

| PART NAME | GROUP NUMBER | PART NAME | NUM |
|--|--------------|---|------------------|
| R - cont'd. | | R - cont'd. | |
| Rod (trans. eng. mounted accelerator shaft & bracket to trans.) | 7A187 | Rod Assy. (trans. control shaft to governor) | 7E356 |
| Rod (trans. first & reverse shift) | 7240 | Rod Assy. (trans. control shaft to trans.) | 7A186 |
| Rod (trans. first & second aux.) | 7358 | Rod Assy. (trans. gearshift cross) | 7K046 |
| Rod (trans. forward & reverse gearshift control slide) | 7B112 | Rod Assy. (trans. gearshift high & intermediate connecting) | 7325-6 |
| Rod (trans. gear selector) | 7326 | Rod Assy. (trans. gearshift low & reverse connecting) | 7327-8 |
| Rod (trans. gearshift) | 7241, 7358 | Rod Assy. (trans. high & intermediate idler lever) | 7325 |
| Rod (trans. gearshift control slide) | 7B104 | Rod Assy. (trans. low & reverse idler lever to trans. shift lever) | 7327 |
| Rod (trans. gearshift idler lever) | 7342 | Rod Assy. (trans. parking pawl toggle operating lever) | 7A232, 7-7322 |
| Rod (trans. gearshift tube lever to idler lever high & intermediate shift) | 7326 | Rod Assy. (transfer case control) | 7B051 |
| Rod (trans. gearshift tube lever to idler lever low & reverse shift) | 7328 | Roller (aux. trans. output shaft first speed gear bearing) | 7422 |
| Rod (trans. high & intermediate gearshift) | 7236 | Roller (aux. trans. output shaft fourth speed gear bearing) | 7422 |
| Rod (trans. intermediate band servo piston) | 7D023 | Roller (aux. trans. output shaft second speed gear bearing) | 7422 |
| Rod (trans. kick-down control shaft to trans.) | 7A187 | Roller (flywheel mounted P.T.O. input gear bearing) | 7A672 |
| Rod (trans. manual control) | 7C389 | Roller (parking brake cam) | 2A648 |
| Rod (trans. manual shift) | 7326 | Roller (rear air brake shoe anchor pin) | 2359 |
| Rod (trans. modulator valve actuator) | 7A380 | Roller (rear axle differential shift fork) | 4058 |
| Rod (trans. parking pawl actuating) | 7D411 | Roller (starter motor drive) | 11178 |
| Rod (trans. remote control shift) | 7241 | Roller (trans. aux. output shaft bearing first, second & third speed gears) | 7422 |
| Rod (trans. retarder valve control pedal) | 7B136 | Roller (trans. converter inner race to stator freewheel) | 7982 |
| Rod (trans. reverse band servo piston) | 7D190 | Roller (trans. converter stator clutch) | 7190, 7A813 |
| Rod (trans. reverse gearshift) | 7B112 | Roller (trans. counter shaft gear pilot bearing) | 7118, 7121, 7193 |
| Rod (trans. shift) | 7A055 | Roller (trans. front brake drum & secondary sun gear front bearing) | 7-7507 |
| Rod (trans. shift control rear) | 7B106 | Roller (trans. input shaft bearing) | 7120 |
| Rod (trans. third & fourth aux.) | 7358 | Roller (trans. input shaft pilot bearing) | 7118 |
| Rod (trans. third & fourth speed shift) | 7358 | Roller (trans. output shaft bearing) | 7B412 |
| Rod (trans. throttle control valve) | 7A380 | Roller (trans. output shaft bearing first, second & third speed) | 7B412 |
| Rod (transfer case front & rear wheel shift) | 7240 | Roller (trans. output shaft pilot bearing) | 7120 |
| Rod Assy. (accelerator) | 9747 | Roller (trans. output shaft second speed gear bearing) | 7031 |
| Rod Assy. (accelerator bellcrank to fuel pump lever) | 9772 | Roller (trans. overdrive free wheel unit) | 7679 |
| Rod Assy. (accelerator shaft to fuel pump) | 9B885 | Roller (trans. planetary clutch) | 7C366 |
| Rod Assy. (accelerator shaft upper lever to carb.) | 9B709 | Roller (trans. rear clutch sun gear front bearing) | 7C458 |
| Rod Assy. (accelerator to bellcrank) | 9A702 | Roller (trans. reverse idler gear bearing) | 7145, 7B369 |
| Rod Assy. (bellcrank to carb.) | 9772 | Roller (transfer case rear output shaft bearing) | 7065 |
| Rod Assy. (brake actuating arm to lever) | 2A221 | Roller Assy. (air brake actuating wedge brake) | 2B207 |
| Rod Assy. (cab lift cylinder) | 5A394 | Roller Assy. (rear spring rebound) | 5669 |
| Rod Assy. (carb. to carb. control shaft) | 9A717 | Roller & spring Assy. (trans. detent) | 7E332 |
| Rod Assy. (carb. to trans. control shaft) | 9A734 | Rotor Assy. (alternator) | 10335 |
| Rod Assy. (clutch vertical control) | 7B560 | Rotor Assy. (brake vacuum pump) | 2A766 |
| Rod Assy. (eng. connecting) | 6200 | Rotor Assy. (distributor) | 12200 |
| Rod Assy. (front wheel spindle connecting) | 3280 | Rotor Assy. (headlamp switch rheostat) | 11A645 |
| Rod Assy. (governor to carb.) | 9818 | | |
| Rod Assy. (hood sight) | 16B184 | | |
| Rod Assy. (parking brake control) | 2824 | | |
| Rod Assy. (parking brake lever to cam) | 2A668 | | |
| Rod Assy. (parking brake lever to rear cross shaft lever) | 2853 | | |
| Rod Assy. (pedal to floor mounted accelerator) | 9727 | | |
| Rod Assy. (rear axle air shift push) | 4A190 | | |
| Rod Assy. (rear axle gear shaft push) | 4543 | | |
| Rod Assy. (rear axle shift push) | 4134 | | |
| Rod Assy. (rear brake air chamber piston) | 2A465 | | |

FORD TRUCK PARTS



INDEX

| PART NAME | GROUP NUMBER |
|---|----------------|
| R - cont'd. | |
| Rotor assy. (lighting switch rheostat) | 11A645 |
| Rotor assy. (P/S pump) | 3D607 |
| Rotor & shaft assy. (eng. oil pump drive) | 6608 |
| Rubber lubricants | Δ |
| Rubbing compounds | Δ |
| Rust penetrant and inhibitor | Δ |
| S | |
| Saddle (rear spring U bolt spacer) | 5666 |
| Saddle (rear suspension support beam) | 5874 |
| Safety valve (air brake reservoir) | 18773 |
| Scoop (rear axle differential carrier oil) | 4A050 |
| Scoop (rear axle power divider differential oil) | 4572 |
| Scraper (P/S cylinder) | 3A753 |
| Scraper (rear cross shaft) | 7052 |
| Scraper (trans. second speed gear oil) | 7099 |
| Screen (carb. air vent) | 9C574 |
| Screen (carb. fuel filter) | 9F525, 9938 |
| Screen (radio speaker) | 18836 |
| Screen (trans. governor tube) | 7E242 |
| Screen (trans. main control pump inlet) | 7E387 |
| Screen (trans. oil) | 7B394 |
| Screen (voltage regulator cover) | 10A600 |
| Screen assy. (eng. oil pump) | 6623 |
| Screen assy. (trans. oil governor) | 7E242 |
| Screen assy. (trans. oil pan) | 7A098 |
| Screen & tube assy. (eng. oil pump) | 6622 |
| Screen, tube & cover assy. (eng. oil pump) | 6622 |
| Screw (air brake shoe actuator guide retaining) | 2B007 |
| Screw (alternator terminal) | 10211 |
| Screw (aux. trans. shifter shaft tension spring) | 7245 |
| Screw (brake air chamber pressure plate) | 2C475 |
| Screw (brake anchor pin) | 4399 |
| Screw (brake chamber pressure plate) | 2C475 |
| Screw (brake cylinder bleeder) | 2208 |
| Screw (brake self-tapping) | 2A133 |
| Screw (brake vacuum pump rear cover) | 2B054 |
| Screw (carb. air cleaner retainer to carb.) | 9C631 |
| Screw (carb. choke plate) | 9586 |
| Screw (carb. fast idle adjusting) | 9B538 |
| Screw (carb. float bowl vent tube) | 9F529 |
| Screw (carb. pump discharge nozzle) | 9577 |
| Screw (carb. throttle plate) | 9586 |
| Screw (distributor bracket lock) | 12230 |
| Screw (eng. valve rocker arm adjusting) | 6549 |
| Screw (flywheel mounted P.T.O. idler gear shaft retainer) | 7A743 |
| Screw (front brake adjusting) | 2041, 2046 |
| Screw (front brake caliper piston ring retainer) | 2B340 |
| Screw (fuel filter connection) | 9K026 |
| Screw (fuel filter cover vent) | 9C311 |
| Screw (fuel filter sediment bowl retainer) | 9199 |
| Screw (fuel injector nozzle spring adjusting) | 9F539 |
| Screw (generator pole piece) | 10044 |

| PART NAME | GROUP NUMBER |
|---|--------------|
| S - cont'd | |
| Screw (generator terminal) | 10211 |
| Screw (headlamp ball ring) | 13032 |
| Screw (P/S gear actuator adjusting) | 3E591 |
| Screw (P/S gear control valve adapter) | 3E610 |
| Screw (P/S gear housing cover) | 3E616 |
| Screw (P/S gear sector shaft seal) | 3E617 |
| Screw (P/S gear valve housing retaining) | 3E572 |
| Screw (P/S gear worm follower locking) | 3D770 |
| Screw (rear axle differential oil trough) | 4A133 |
| Screw (rear axle housing tube) | 4A029 |
| Screw (rear axle power divider shift fork) | 4A103 |
| Screw (rear axle shift push rod collar) | 4393 |
| Screw (rear axle shifter fork adjusting) | 4332 |
| Screw (rear axle thrust adjusting) | 4189 |
| Screw (rear axle torque arm adjusting) | 4389 |
| Screw (rear axle two speed shift) | 4332 |
| Screw (rear brake adjusting) | 2041 |
| Screw (rear brake air chamber) | 2E225 |
| Screw (rear suspension frame bracket set) | 5A563 |
| Screw (rear suspension support beam nut retaining) | 5A617 |
| Screw (spotlamp mounting) | 15A315 |
| Screw (starter motor brush holder) | 11A046 |
| Screw (starter motor cover band) | 11A055 |
| Screw (starter motor housing) | 11A058 |
| Screw (starter motor pole piece) | 11415 |
| Screw (starter motor solenoid terminal) | 11A034 |
| Screw (starter motor solenoid terminal battery) | 11A033 |
| Screw (starter motor solenoid terminal motor) | 11A032 |
| Screw (steering gear sector shaft adjusting) | 3577 |
| Screw (steering gear worm thrust bearing) | 3454 |
| Screw (trans. aux. shifter shaft position finder tension) | 7245 |
| Screw (trans. control valve inhibitor adjusting) | 7D322 |
| Screw (trans. counter shaft rear bearing retainer) | 7C209 |
| Screw (trans. gearshifter fork) | 7245 |
| Screw (trans. gearshifter gate) | 7245 |
| Screw (trans. low & reverse gear shifter shaft lock) | 7214 |
| Screw (trans. output shaft center bearing cap) | 7C210 |
| Screw (trans. rear band adjusting) | 7A178 |
| Screw (trans. reverse band adjusting) | 7A178 |
| Screw (trans. shift fork set) | 7B360 |
| Screw (trans. shift insert cap) | 7B409 |
| Screw (transfer case shift fork set) | 7B360 |
| Screw assy. (rear axle electric shift drive) | 4086 |
| Screw kit (P/S gear piston adjusting) | 3D776 |
| Screw kit (steering gear sector shaft adjusting) | 3C764 |
| Screw & nut assy. (rear brake air chamber breather) | 2A481 |
| Screw & washer assy. (front axle housing cover) | 4346 |
| Screw & sleeve assy. (brake shoe adjusting lever) | 2A181-2 |
| Screw & washer (carb. air horn) | 9F529 |
| Screw & washer (carb. choke bracket) | 9F529 |
| Seal (A/C compressor high pressure valve) | 19A630 |

Δ Refer to page 1 of Paint Section
January, 1975

COPYRIGHT © 1975—

FORD MARKETING
CORPORATION

—DEARBORN, MICHIGAN

FINAL ISSUE

INDEX

| PART NAME | GROUP NUMBER | PART NAME | GROUP NUMBER |
|--|--------------|---|----------------|
| S - cont'd. | | S - cont'd. | |
| Seal (A/C evaporator case damper) | 19C797 | Seal (eng. oil filter cover) | 6838 |
| Seal (A/C evaporator core to case) | 19D578 | Seal (eng. oil pan) | 6722-3 |
| Seal (A/C evaporator core top)-front | 19A590 | Seal (eng. oil pan to oil pump inlet tube) | 6698 |
| Seal (A/C evaporator core tube to case) | 19B552 | Seal (eng. oil pump housing) | 6A001 |
| Seal (A/C evaporator expansion valve cover) | 19C986 | Seal (eng. oil pump valve spring) | 6666 |
| Seal (A/C evaporator housing to floor) | 19C983 | Seal (eng. oil supply to front cylinder block) | 6B620 |
| Seal (A/C evaporator louver upper) | 19686 | Seal (eng. rear cover plate) | 6411, 6424 |
| Seal (A/C evaporator mounting channel to floor) | 19C981 | Seal (eng. valve rocker arm cover baffle) | 6A545 |
| Seal (A/C evaporator mounting channel to housing) | 19C982 | Seal (eng. valve rocker arm fulcrum) | 6A528 |
| Seal (A/C to dash panel) | 18529 | Seal (eng. valve rocker arm shaft oil inlet tube) | 6594 |
| Seal (A/C tubes to dash panel) | 19B588 | Seal (eng. valve stem) | 6571 |
| Seal (accelerator pedal hinge bracket) | 9A808 | Seal (exhaust air supply pump rear rotor) | 9C478 |
| Seal (accelerator pedal rod) | 9793 | Seal (flywheel mounted P.T.O. clutch pressure passage) | 7A725 |
| Seal (air brake camshaft bracket) | 2330 | Seal (flywheel mounted P.T.O. clutch release piston oil) | 7A724 |
| Seal (air cleaner to hood) | 9B624 | Seal (flywheel mounted P.T.O. clutch release piston sleeve inner) | 7A727 |
| Seal (alternator) | 10B380 | Seal (flywheel mounted P.T.O. clutch release piston sleeve outer) | 7A726 |
| Seal (backup lamp door) | 15533 | Seal (flywheel mounted P.T.O. clutch release piston tube) | 7A681 |
| Seal (battery cover) | 10A688 | Seal (flywheel mounted P.T.O. housing cover) | 7A733 |
| Seal (brake air supply manifold) | 2B409 | Seal (flywheel mounted P.T.O. input gear inner oil) | 7A675 |
| Seal (brake booster push rod) | 2384 | Seal (flywheel mounted P.T.O. input gear outer oil) | 7A676 |
| Seal (brake booster push rod to piston) | 2A319 | Seal (flywheel mounted P.T.O. mounting) | 7A731 |
| Seal (brake booster rod) | 2373 | Seal (flywheel mounted P.T.O. oil pump driveshaft front) | 7A729 |
| Seal (brake booster vacuum poppet) | 2308 | Seal (flywheel mounted P.T.O. oil pump driveshaft rear) | 7A730 |
| Seal (brake booster valve body) | 2372 | Seal (flywheel mounted P.T.O. rear cover) | 7A732 |
| Seal (brake booster valve piston) | 2399 | Seal (flywheel mounted P.T.O. shifter rail oil) | 7A696 |
| Seal (brake control valve) | 2B456 | Seal (front axle shaft oil) | 3254 |
| Seal (brake pedal) | 2476 | Seal (front axle spindle arm open yoke) | 3132 |
| Seal (brake vacuum pump intake tube elbow to flange) | 2A457 | Seal (front axle spindle pin) | 3178 |
| Seal (brake vacuum pump oil inlet) | 2A454 | Seal (front axle spindle pin bearing grease) | 3171 |
| Seal (carb. accelerator pump rod) | 9535 | Seal (front axle spindle pin dust) | 3125 |
| Seal (carb. choke rod) | 9B501 | Seal (front axle steering arm ball stud dust) | 3332 |
| Seal (carb. fast idle rod) | 9B501 | Seal (front fender) | 16308-9 |
| Seal (carb. governor body to throttle body) | 9948 | Seal (front fender side lamps) | 15A447 |
| Seal (carb. governor diaphragm cover wire) | 9989 | Seal (front fender to cowl) | 16126 |
| Seal (carb. idle adjusting needle) | 9634 | Seal (front fender to frame) | 16C181 |
| Seal (clutch master cylinder by-pass valve) | 7A722 | Seal (front fender to front body pillar) | 16246 |
| Seal (clutch master cylinder cap) | 7A723 | Seal (front suspension or steering ball stud dust) | 3332 |
| Seal (clutch master cylinder housing) | 7A718 | Seal (front wheel brake backing plate) | 2B268 |
| Seal (clutch master cylinder piston lower) | 7A720 | Seal (front wheel spindle connecting rod end dust) | 3332 |
| Seal (clutch master cylinder piston upper) | 7A719 | Seal (fuel filter center bolt) | 9150, 9D315 |
| Seal (clutch master cylinder pressure valve) | 7A721 | Seal (fuel filter cover vent screw) | 9C312 |
| Seal (clutch master cylinder relief valve "O" ring) | 7A717 | Seal (fuel injection pump camshaft bearing) | 9E596 |
| Seal (clutch pedal) | 2476 | Seal (fuel injector inlet adapter oil) | 9C521 |
| Seal (clutch pedal rod) | 7A533 | Seal (fuel injector spring upper) | 9G513 |
| Seal (drag link ball stud dust) | 3332 | Seal (fuel pump oil) | 9A393 |
| Seal (driveshaft universal joint knuckle dust cap) | 4343 | Seal (governor) | 18219 |
| Seal (eng. aux. driveshaft) | 6A735 | Seal (heater blower door) | 18B253 |
| Seal (eng. block heater) | 6B080 | Seal (heater core to A/C blower housing) | 18A372 |
| Seal (eng. crankcase vent tube) | 6769 | | |
| Seal (eng. crankshaft rear main bearing cap) | 6336 | | |
| Seal (eng. cylinder block oil passage) | 6C001 | | |
| Seal (eng. cylinder front cover oil) | 6700 | | |
| Seal (eng. flywheel housing cover plate) | 6411 | | |
| Seal (eng. front housing to injection pump flange) | 6C019 | | |
| Seal (eng. governor shaft) | 18217 | | |
| Seal (eng. governor throttle control shaft) | 18215 | | |



FORD TRUCK PARTS



Click Here To Order

BUY IT NOW!

100% GUARANTEED SATISFACTION

INDEX

| PART NAME | GROUP NUMBER | PART NAME | GROUP NUMBER |
|---|-----------------------------|--|--------------------------|
| S - cont'd. | | S - cont'd. | |
| Seal (heater to dash panel) | 18529 | Seal (starter motor lever housing oil) | 11A054 |
| Seal (heater water control valve) | 19460 | Seal (starter motor rear end housing) | 11K013 |
| Seal (hood stabilizer bracket) | 16C702 | Seal (starter motor relay housing) | 11440 |
| Seal (intake manifold to cylinder block) | 9A424-5 | Seal (starter motor relay valve) | 11210 |
| Seal (power brake booster check valve) | 2B073 | Seal (starter motor solenoid terminal) | 11A035 |
| Seal (P/S control valve adapter) | 3E614 | Seal (steering column lower) | 3E685 |
| Seal (P/S cylinder control valve) | 3C515 | Seal (steering column shaft) | 3B631 |
| Seal (P/S cylinder control valve spool) | 3C513 | Seal (steering column weather) | 3513 |
| Seal (P/S cylinder piston rod) | 3C514 | Seal (steering gear adjusting screw) | 3E675 |
| Seal (P/S drag link control valve) | 3C515 | Seal (steering gear sector shaft dust) | 3586, 3738 |
| Seal (P/S drag link control valve spool) | 3C513 | Seal (steering gear sector shaft housing) | 3591 |
| Seal (P/S gear housing cover) | 3D774 | Seal (steering gear sector shaft oil) | 3738 |
| Seal (P/S gear housing upper cover) | 3E562 | Seal (steering idler arm) | 3197 |
| Seal (P/S gear input shaft) | 3D526 | Seal (trans. air control valve plunger) | 7C039 |
| Seal (P/S gear input shaft dust) | 3D527 | Seal (trans. aux. air shift valve) | 7C039 |
| Seal (P/S gear piston) | 3805 | Seal (trans. aux. rear bearing cover oil) | 7918 |
| Seal (P/S gear piston adjusting screw) | 3D769 | Seal (trans. aux. shift) | 7288 |
| Seal (P/S gear valve to housing) | 3756 | Seal (trans. aux. shift piston) | 7288 |
| Seal (P/S gear worm) | 3D519 | Seal (trans. aux. shifter shaft) | 7288 |
| Seal (P/S hydraulic control valve) | 3C513, 3-3320, 3-3703 | Seal (trans. clutch cylinder) | 7D019-20 |
| Seal (P/S pump oil filter retaining spring) | 3B754 | Seal (trans. clutch & governor oil distributor sleeve oil) | 7-7883 |
| Seal (P/S pump rotor shaft oil) | 3B592 | Seal (trans. clutch piston inner) | 7A294 |
| Seal (P/S pump valve) | 3D594 | Seal (trans. clutch piston oil) | 7C099 |
| Seal (radiator) | 8A397 | Seal (trans. converter lockup clutch piston plate) | 7-7690 |
| Seal (radiator air deflector) | 8348-9 | Seal (trans. extension housing oil) | 7052 |
| Seal (radiator air deflector upper) | 8344 | Seal (trans. first range clutch piston) | 7C099 |
| Seal (radiator air side deflector inner) | 8-8257 | Seal (trans. forward clutch inner) | 7A294 |
| Seal (radiator grille guard) | 8B239 | Seal (trans. forward clutch piston oil) | 7A548 |
| Seal (radiator shutter) | 8A039 | Seal (trans. forward & reverse shaft oil) | 7274 |
| Seal (rear air brake camshaft bracket) | 2A311 | Seal (trans. front band servo piston guide oil) | 7C050 |
| Seal (rear axle drive pinion pilot bearing oil) | 4443 | Seal (trans. front band servo piston oil) | 7A294 |
| Seal (rear axle driving pinion bearing retainer) | 4669 | Seal (trans. front band servo release piston oil) | 7C098, 7A294 |
| Seal (rear axle driving pinion oil) | 4676 | Seal (trans. front clutch cylinder oil) | 7C328 |
| Seal (rear axle idler gear shaft oil) | 4593 | Seal (trans. front clutch piston oil) | 7A548 |
| Seal (rear axle power divider differential lockout shifter shaft oil) | 4456 | Seal (trans. gearshift rod) | 7288 |
| Seal (rear axle power divider main drive shaft front bearing) | 4573 | Seal (trans. input shaft bearing retainer oil) | 7052 |
| Seal (rear axle power divider output shaft oil) | 4476, 4478 | Seal (trans. input shaft front) | 7A283 |
| Seal (rear axle power divider shaft oil) | 4463-4 | Seal (trans. input shaft oil) | 7A011, 7048, 7A283 |
| Seal (rear axle shift fork) | 4072, 4344 | Seal (trans. intake pipe) | 7B122 |
| Seal (rear axle shift housing cover) | 4334 | Seal (trans. intermediate band servo piston) | 7D024-5 |
| Seal (rear axle torque arm) | 4A033 | Seal (trans. main shaft oil) | 7052 |
| Seal (rear axle universal joint knuckle dust cap) | 7097 | Seal (trans. manual control lever oil) | 7B498 |
| Seal (rear axle universal yoke dust cap) | 4343 | Seal (trans. modulator to case) | 7B122 |
| Seal (rear brake air chamber) | 2B028 | Seal (trans. oil screen) | 7B303 |
| Seal (rear hub grease) | 1249 | Seal (trans. output shaft bearing retainer) | 7A283 |
| Seal (rear spring seat) | 5A588 | Seal (trans. output shaft bearing retainer oil) | 4813, 7052 |
| Seal (rear spring seat dowel) | 5A616 | Seal (trans. output shaft oil) | 7A011 |
| Seal (rear spring seat oil) | 5A558 | Seal (trans. overdrive governor to housing) | 6927 |
| Seal (rear view outside mirror) | 17055 | Seal (trans. overdrive housing oil) | 7052 |
| Seal (starter motor control valve plunger) | 11209 | Seal (trans. overdrive manual control lever shaft oil) | 7288 |
| Seal (starter motor driveshaft) | 11220 | | |



Click Here To Order

BUY IT NOW!



INDEX

| PART NAME | GROUP NUMBER | PART NAME | NUMBER |
|--|--------------|--|---------|
| S - cont'd. | | S - cont'd. | |
| Seal (trans. overdrive solenoid to adapter oil) | 7693 | Seal Assy. (trans. front oil pump oil) | 7A248 |
| Seal (trans. primary sun gear) | 7C169, | Seal Assy. (trans. input shaft oil) | 7048 |
| | 7-7542-3 | Seal Assy. (trans. oil pump oil) | 7A248 |
| Seal (trans. range selector shaft) | 7B498 | Seal Assy. (vacuum pump rotor shaft) | 2A553 |
| Seal (trans. rear band servo piston oil) | 7A294 | Seal & gasket kit (P/S gear) | 3C538 |
| Seal (trans. rear clutch piston oil outer) | 7C051 | Seal & gasket kit (P/S reservoir to pump) | 3D684 |
| Seal (trans. rear oil) | 7A283 | Seal, gasket & snap ring repair kit (trans. converter section) | 7A808 |
| Seal (trans. rear oil pump inlet tube oil) | 7C329 | Seal kit (eng. crankshaft rear main bearing) | 6A321 |
| Seal (trans. rear oil pump outlet tube oil) | 7-7868 | Seal kit (P/S cylinder) | 3A764 |
| Seal (trans. rear shift pipe adapter) | 7B270 | Seal kit (P/S gear) | 3E500-2 |
| Seal (trans. reverse band servo piston cover) | 7D040 | Seal & lock ring kit (free running hub) | 1097 |
| Seal (trans. reverse clutch piston) | 7D403-4 | Seal repair kit (trans. oil filter) | 7757 |
| Seal (trans. reverse clutch piston oil) | 7A548 | Seal repair kit (trans. splitter cylinder, range cylinder & valve body) | 7D302 |
| Seal (trans. reverse gearshifter arm pivot rubber) | 7288 | Seal, snap ring & gasket repair kit (trans. low, intermediate & reverse range) | 7A491 |
| Seal (trans. second & third range clutch) | 7C099 | Seal & snap ring repair kit (trans. splitter section) | 7A490 |
| Seal (trans. selector control cable to floor pan) | 7-7207 | Seal & trunnion Assy. (steering gear sector shaft adapter) | 3738 |
| Seal (trans. shaft bearing retainer oil) | 4813 | Sealers | Δ |
| Seal (trans. shift cylinder control valve) | 7B411 | Seat (child's safety) | 19E535 |
| Seal (trans. shift cylinder "O" ring type) | 7B399 | Seat (frame support) | 5784 |
| Seal (trans. shift cylinder piston) | 7B411 | Seat (front air brake shoe to cam) | 2023 |
| Seal (trans. shift rod) | 7288 | Seat (P/S drag link ball) | 3320, |
| Seal (trans. shift shaft) | 7288 | | 3326 |
| Seal (trans. shift shaft retainer) | 7032 | Seat (P/S drag link control valve tube) | 3A590 |
| Seal (trans. shifter fork cam & shaft shift lever oil) | 7288 | Seat (P/S gear piston poppet valve) | 3E623 |
| Seal (trans. shifter shafts) | 7288 | Seat (rear axle differential pinion shaft) | 4420 |
| Seal (trans. splitter cylinder) | 7B399 | Seat (rear spring) | 5792-4 |
| Seal (trans. throttle control outer lever) | 7-7265 | Seat (tot guard) | 19E535 |
| Seal (transfer case brake drum hub oil) | 7B215 | Seat (trans. gearshift lever spring) | 7228 |
| Seal (transfer case front & rear shift rod oil) | 7288 | Seat (trans. high clutch piston spring) | 7-7516 |
| Seal (transfer case input and output shaft oil) | 7B215 | Seat (trans. main control rear pump check valve) | 7A129 |
| Seal (universal joint grease) | 4706 | Seat (trans. rear clutch piston spring) | 7-7516 |
| Seal (voltage regulator cover) | 10A597 | Seat (vacuum fuel pump diaphragm spring) | 9302 |
| Seal (water pump) | 8564 | Seat Assy. (brake booster outlet tube) | 2B351 |
| Seal (water thermostat) | 8590 | Seat Assy. (front spring upper & lower) | 5A306-7 |
| Seal (windshield washer nozzle) | 17634 | Seat Assy. (rear spring upper) | 5788-9 |
| Seal (windshield washer pump) | 17B610 | Seat Assy. (water pump impeller) | 8517 |
| Seal (windshield wiper motor access cover) | 17B465 | Seat Assy. (water pump pulley) | 8517 |
| Seal (windshield wiper motor drive shaft) | 17B500 | Seat & tube Assy. | 5A610 |
| Seal (windshield wiper pivot shaft) | 17A475 | Sector (parking brake lever) | 2790, |
| Seal (wire terminal weather) | 12113 | | 2795-6 |
| Seal Assy. (A/C compressor crankcase) | 19655 | Segment (trans. aux. shifting yoke) | 7273 |
| Seal Assy. (air brake shoe actuator) | 2B009 | Selection lock kit (trans. control) | 7A441 |
| Seal Assy. (brake shoe actuator boot adjusting piston) | 2B009 | Sender (water temperature indicator eng. unit) | 10884 |
| Seal Assy. (brake shoe actuator boot anchor piston) | 2B009 | Sensor Assy. (speed) | 9E731 |
| Seal Assy. (brake vacuum booster control valve) | 2A588 | Separator (ignition wire) | 12297 |
| Seal Assy. (eng. starter to flywheel housing) | 6436 | Shackle (rear spring) | 5776 |
| Seal Assy. (radiator air deflector upper) | 8A337 | Shackle kit (front spring) | 5304 |
| Seal Assy. (radiator to splash shield) | 8A310 | Shackle kit (rear spring) | 5630 |
| Seal Assy. (radiator upper to support) | 8A398 | Shaft (accelerator pedal) | 9B768 |
| Seal Assy. (rear air brake spider camshaft) | 2B038 | Shaft (air compressor belt idler pulley) | 2876 |
| Seal Assy. (rear suspension support beam) | 5878 | Shaft (alternator rotor) | 10330 |
| Seal Assy. (rear wheel bearing oil inner) | 1177 | Shaft (aux. trans. first & second speed shift) | 7240 |
| Seal Assy. (trans. control selector cable) | 7E441 | Shaft (aux. trans. low speed shift) | 7240 |
| Seal Assy. (trans. extension housing) | 7052 | | |
| Seal Assy. (trans. extension housing oil) | 7052 | | |

Δ Refer to page 1 of Paint Section

FORD TRUCK PARTS



Click Here To Order
BUY IT NOW!



INDEX

| PART NAME | GROUP NUMBER |
|---|--------------|
| S - cont'd. | |
| Shaft (aux. trans. shift) | 7241 |
| Shaft (brake pedal) | 2478 |
| Shaft (brake & clutch pedal) | 7506 |
| Shaft (carb. float lever) | 9558 |
| Shaft (clutch forward relay lever) | 7510 |
| Shaft (clutch master cylinder lever) | 7A701 |
| Shaft (clutch pivot) | 7506 |
| Shaft (clutch release) | 7510, 7590 |
| Shaft (distributor eng. governor) | 12459 |
| Shaft (eng. mounted accelerator) | 7A297 |
| Shaft (eng. valve rocker arm) | 6563 |
| Shaft (flywheel mounted idler gear) | 7A679 |
| Shaft (flywheel mounted P.T.O. idler gear) | 7A679 |
| Shaft (flywheel mounted P.T.O. oil pump drive gear) | 7A689 |
| Shaft (front axle pinion differential) | 4211 |
| Shaft (P/S pump rotor) | 3B559 |
| Shaft (radiator & headlamp guard latch) | 8B491 |
| Shaft (rear axle differential drive gear) | 4054 |
| Shaft (rear axle differential idler gear) | 4581 |
| Shaft (rear axle differential shift fork) | 4149 |
| Shaft (rear axle differential sliding clutch) | 4745 |
| Shaft (rear axle intermediate axle differential shifter) | 4045 |
| Shaft (rear axle pinion differential) | 4211, 4419 |
| Shaft (rear axle power divider differential pinion) | 4411 |
| Shaft (rear axle power divider input) | 4446 |
| Shaft (rear axle power divider output) | 4471 |
| Shaft (rear axle power divider thru shaft) | 4579 |
| Shaft (starter motor drive) | 11355 |
| Shaft (steering gear sector) | 3575 |
| Shaft (steering idler arm pivot) | 3354 |
| Shaft (trans. air valve actuating) | 7B104 |
| Shaft (trans. aux. main quill) | 7061 |
| Shaft (trans. aux. output) | 7061 |
| Shaft (trans. aux. output shaft & quill) | 7061 |
| Shaft (trans. aux. range shifter) | 7358 |
| Shaft (trans. aux. shift) | 7358 |
| Shaft (trans. clutch gear fork guide) | 7B312 |
| Shaft (trans. clutch release) | 7510 |
| Shaft (trans. clutch release stud) | 7590 |
| Shaft (trans. fifth, sixth, eleventh & twelfth speed shifter) | 7358 |
| Shaft (trans. first & second gearshifter) | 7240 |
| Shaft (trans. first & second speed shift) | 7358 |
| Shaft (trans. first, second, third, fourth, seventh, eighth, ninth & tenth speed shifter) | 7358 |
| Shaft (trans. first speed shifter) | 7358 |
| Shaft (trans. fourth & direct gear shifter) | 7334 |
| Shaft (trans. front cross shaft remote control selector cross) | 7B105 |
| Shaft (trans. gearshift cross front) | 7B105 |
| Shaft (trans. gearshift lever) | 7240 |
| Shaft (trans. gearshifter) | 7240-2, 7334 |

| PART NAME | GROUP NUMBER |
|--|-------------------------|
| S - cont'd. | |
| Shaft (trans. head end splitter) | 7358 |
| Shaft (trans. high range synchronizer shifter) | 7358 |
| Shaft (trans. hi-low range) | 7358 |
| Shaft (trans. input) | 7015, 7017 |
| Shaft (trans. intermediate band actuating lever) | 7D433 |
| Shaft (trans. intermediate gear) | 7111 |
| Shaft (trans. low & reverse gearshifter fork) | 7358 |
| Shaft (trans. main) | 7762 |
| Shaft (trans. oil pump drive) | 7B328 |
| Shaft (trans. oil pump driven gear) | 7B330 |
| Shaft (trans. outer shift front) | 7358 |
| Shaft (trans. output) | 7060-1 |
| Shaft (trans. overdrive shifter) | 7B311 |
| Shaft (trans. parking pawl) | 7D071 |
| Shaft (trans. parking plate) | 7D418 |
| Shaft (trans. range selector) | 7D344 |
| Shaft (trans. range shift main) | 7061 |
| Shaft (trans. range shifter) | 7358 |
| Shaft (trans. rear band servo actuating lever) | 7A171 |
| Shaft (trans. rear cross) | 7B009 |
| Shaft (trans. retarder control pedal rod to valve lever) | 7-7904 |
| Shaft (trans. reverse gearshifter) | 7242 |
| Shaft (trans. reverse idler gear) | 7140 |
| Shaft (trans. reverse shifter) | 7358 |
| Shaft (trans. shift lever) | 7241 |
| Shaft (trans. third & high or fourth gear shifter) | 7241 |
| Shaft (transfer case front de-clutch) | 7240 |
| Shaft (transfer case gearshift fork) | 7240 |
| Shaft (transfer case idler) | 7140 |
| Shaft (transfer case input) | 7017 |
| Shaft (transfer case output) | 7061 |
| Shaft (transfer case shift rail hi-lo speed) | 7240 |
| Shaft (windshield defroster door control) | 18A292 |
| Shaft (windshield defroster door pivot) | 18C278 |
| Shaft assy. (A/C air damper door) | 18C466 |
| Shaft assy. (A/C damper door) | 19C774 |
| Shaft assy. (accelerator to bellcrank) | 9D716 |
| Shaft assy. (accelerator to eng.) | 9831 |
| Shaft assy. (brake booster) | 2305 |
| Shaft assy. (coupling) | 4816-7 |
| Shaft assy. (coupling trans. to aux. trans.) | 4385, 4606 |
| Shaft assy. (distributor) | 12175 |
| Shaft assy. (drive) | 4602, 4A603, 4605, 4606 |
| Shaft assy. (eng. accessory drive) | 6A283 |
| Shaft assy. (eng. aux. drive) | 6A739 |
| Shaft assy. (eng. governor) | 18205 |
| Shaft assy. (eng. oil pump intermediate) | 6A618 |
| Shaft assy. (front axle) | 3219-20 |
| Shaft assy. (fuel injection pump drive coupling) | 9F519 |
| Shaft assy. (heater air damper door) | 18A390 |



Click Here To Order

BUY IT NOW!



INDEX

| PART NAME | GROUP NUMBER | PART NAME | NUMBER |
|--|-----------------|---|-------------------|
| S - cont'd. | | S - cont'd. | |
| Shaft assy. (inter axle drive) | 4557, 4964 | Shield (brake air compressor governor heat) | 2A878 |
| Shaft assy. (intermediate coupling) | 4810, 4886 | Shield (brake booster) | 2B485 |
| Shaft assy. (rear axle) | 4234, 4235 | Shield (brake tube) | 2B085 |
| Shaft assy. (steering column) | 3524, 3A526 | Shield (cab lock mechanism) | 5B119 |
| Shaft assy. (trans. accelerator shaft to carb.) | 7A185 | Shield (carb. choke thermostat) | 9861 |
| Shaft assy. (trans. control to accelerator) | 7A185 | Shield (carb. heat) | 9A462 |
| Shaft assy. (trans. output) | 7060 | Shield (clutch equalizer heat) | 7B606 |
| Shaft assy. (trans. retarder pedal rod) | 7D445 | Shield (distributor splash) | 12A008 |
| Shaft assy. (trans. sun gear) | 7C416 | Shield (eng. by-pass oil filter hose) | 6A671 |
| Shaft assy. (windshield wiper guide pivot) | 17B455 | Shield (eng. primer tank) | 9A163 |
| Shaft assy. (windshield wiper pivot) | 17A548 | Shield (eng. splash) | 6D033 |
| Shaft & bearing assy. (rear axle power divider output) | 4553 | Shield (exhaust manifold heat) | 9A462 |
| Shaft & bearing assy. (water pump) | 8530 | Shield (exhaust manifold splash) | 9A462 |
| Shaft & bracket assy. (eng. mounted accelerator) | 7A185 | Shield (front disc brakes) | 2K004 |
| Shaft & bracket assy. (trans. eng. mounted accelerator) | 7A185 | Shield (front fender opening splash front) | 16F570-1 |
| Shaft & control assy. (P/S gear input) | 3D517 | Shield (front fender opening splash rear) | 16G554-5 |
| Shaft & counterweight (exhaust thermostat control valve) | 9A430 | Shield (front fender splash rear) | 16B568-9 |
| Shaft & flange assy. (steering column) | 3460 | Shield (front wheel splash inner) | 16A590 |
| Shaft & flange assy. (trans. reverse sun gear) | 7C416 | Shield (front wheel splash outer) | 16A588 |
| Shaft & gear (trans. overdrive main) | 7749 | Shield (front wheel splash rear) | 16A586 |
| Shaft & gear assy. (trans. output) | 7-7509, 7060 | Shield (frost) | 18460 |
| Shaft & housing assy. (accelerator) | 9A888 | Shield (fuel filter) | 9A072 |
| Shaft & joint (steering column) | 3B676 | Shield (fuel tank cover plate) | 9A037 |
| Shaft kit (steering column) | 3B676 | Shield (fuel tank heat) | 9A032, 9240 |
| Shaft & lever assy. (carb. choke) | 9546 | Shield (fuel tank selector valve solenoid) | 9A030 |
| Shaft & lever assy. (carb. choke housing) | 9A753 | Shield (fuel tank vent tube opening) | 9139 |
| Shaft & lever assy. (trans. overdrive manual control) | 7-7685 | Shield (generator heat) | 10268, 10A346 |
| Shaft & pin (steering column coupling) | 3A527 | Shield (generator splash) | 10170 |
| Shaft & tube orifice plug assy. (trans. splitter output) | 7762 | Shield (heater air intake) | 18C611 |
| Shaft & worm assy. (steering gear) | 3524 | Shield (horn splash) | 13A819 |
| Shaft & yoke assy. (steering column) | 3A526, 3B676 | Shield (idler pulley bearing dust) | 8687 |
| Sheath (rear view outside mirror control cable) | 17B742 | Shield (instrument panel) | 13771 |
| Shell (trans. input) | 7D064 | Shield (muffler inlet pipe) | 5K200 |
| Shell (wiring connector) | 14A309 | Shield (parking brake drum) | 2A703-4 |
| Shield (A/C evaporator expansion valve) | 19D595 | Shield (P/S drag link dust) | 3337 |
| Shield (air cleaner dirt ejection valve heat) | 9E610 | Shield (radiator shutter control cylinder) | 8B355 |
| Shield (air cleaner duct) | 9D619 | Shield (radiator splash) | 8A308-9 |
| Shield (alternator dust) | 10317 | Shield (radio frequency suppression) | 19A145 |
| Shield (alternator heat) | 10A346 | Shield (rear lamp) | 13A415, 13A460 |
| Shield (alternator regulator splash) | 10317 | Shield (rear license lamp) | 13508 |
| Shield (alternator rotor) | 10B302 | Shield (rear spring seat end insulator) | 5A603 |
| Shield (alternator splash) | 10170, 10317 | Shield (spark plug ignition wiring) | 12299 |
| Shield (anti-backfire valve) | 9F277 | Shield (starter motor heat) | 11006 |
| Shield (battery) | 10757 | Shield (trans. aux. air valve body) | 7316 |
| Shield (battery heat) | 10A682 | Shield (trans. heat) | 7A434 |
| Shield (body side lamp) | 15B419 | Shield (trans. oil cooler) | 7C164 |
| | | Shield (trans. shift cylinder heat) | 7C083 |
| | | Shield (universal joint dust) | 4708 |
| | | Shield (wiring) | 14A099 |
| | | Shield assy. (clutch release lever dust) | 7513 |
| | | Shield assy. (eng. splash rear) | 16E556 |
| | | Shield assy. (front shock absorber heat) | 18A131 |
| | | Shield assy. (front wheel splash) | 16A266-7 |
| | | Shield assy. (fuel tube) | 9E313 |

FORD TRUCK PARTS



Click Here To Order

BUY IT NOW!



INDEX

| PART NAME | GROUP NUMBER | PART NAME | GROUP NUMBER |
|---|--------------------------|--|---------------|
| S - cont'd. | | S - cont'd. | |
| Shield assy. (muffler heat) | 5A273, 5290 | Shim (transfer case output shaft rear bearing cap) | 7029 |
| Shield assy. (radiator grille lower splash) | 8208 | Shim (transfer case rear output bearing) | 7029 |
| Shield assy. (radiator shutter air deflector) | 8A287 | Shim kit (P/S gear worm) | 3D775 |
| Shield assy. (wiring) | 14A177 | Shim kit (rear axle differential clutch) | 4A324 |
| Shift assy. (rear axle) | 4062, 4589 | Shim kit (steering gear sector shaft adjusting) | 3A657 |
| Shift assy. (rear axle air shift control) | 4589 | Shim kit (trans. counter shaft bearing retainer) | 7944 |
| Shift rail repair kit (trans. high & intermediate) | 7241 | Shim & retainer kit (P/S pump) | 3D745 |
| Shift repair kit (rear axle two speed) | 4A098 | Shock absorber kit (front) | 18124 |
| Shim (aux. trans. counter shaft rear bearing retainer) | 7944 | Shock absorber kit (rear) | 18125 |
| Shim (bumper guard) | 3043 | Shock absorber kit (steering) | 3E850 |
| Shim (cowl side panels) | 3043 | Shock absorber (steering) | 3E651 |
| Shim (eng. cylinder block to cylinder sleeve) | 6C055 | Shoe (exhaust air supply pump vane) | 9B475 |
| Shim (free running hub clutch) | 1070 | Shoe (trans. reverse gear shifter arm) | 7235 |
| Shim (front axle differential bearing) | 4067, 4672 | Shoe (trans. reverse gear shifting) | 7409 |
| Shim (front axle driving pinion bearing) | 4672 | Shoe (trans. shift fork) | 7B403 |
| Shim (front axle spindle pin) | 3117 | Shoe & lining assy. (front brake) | 2018-9 |
| Shim (front spring) | 5355 | Shoe & lining assy. (rear brake) | 2218-9 |
| Shim (front suspension) | 3043 | Shoe & lining kit (brake) | 2001, 2200 |
| Shim (fuel injection pump camshaft) | 9E591 | Shroud (carb. air cleaner air duct) | 9A603 |
| Shim (fuel injector nozzle) | 9K548 | Shroud (fan) | 8146 |
| Shim (fuel injector spring upper) | 9G513 | Shroud (steering column) | 3530 |
| Shim (grille guard) | 3043 | Shutter assy. (A/C evaporator case) | 19D582 |
| Shim (hood hinge) | 16B792 | Shutter assy. (radiator) | 8475 |
| Shim (hood stabilizer) | 16583 | Shutter repair kit (radiator) | 8A148-9 |
| Shim (P/S gear valve centering) | 3D688 | Sidemember (frame) | 5015 |
| Shim (P/S pump) | 3D692 | Signal assy. (rear axle power divider differential lockout warning lamp) | 4999 |
| Shim (radiator & headlamp guard) | 8B480 | Signal & wire assy. (trans. retarder oil temperature warning) | 7A070 |
| Shim (rear axle differential bearing) | 4067 | Silencer assy. (exhaust air supply pump relief valve) | 9B472 |
| Shim (rear axle differential drive gear bearing) | 4548-9 | Sleeve (accelerator pedal to lower shaft lever rod) | 7353 |
| Shim (rear axle drive pinion bearing retainer) | 4166-7, 4436, 4536 | Sleeve (alternator mounting bracket adjusting) | 10K312 |
| Shim (rear axle driving pinion front bearing) | 4672 | Sleeve (alternator terminal spacer) | 10A379 |
| Shim (rear axle gearshaft bearing cage) | 4536 | Sleeve (aux. trans. direct & overdrive) | 7933 |
| Shim (rear axle gearshift chamber sleeve) | 4541 | Sleeve (aux. trans. underdrive clutch) | 7936 |
| Shim (rear axle pinion bearing) | 4663 | Sleeve (brake actuating spring anchor) | 2A183 |
| Shim (rear axle pinion bearing adjusting) | 4109 | Sleeve (brake adjusting lever) | 2175 |
| Shim (rear axle pinion bearing cage) | 4536 | Sleeve (brake vacuum booster) | 2B014 |
| Shim (rear axle power divider carrier) | 4536 | Sleeve (brake vacuum pump rotor shaft bearing) | 2B040 |
| Shim (rear axle shaft bearing) | 4347, 4374 | Sleeve (clutch adjusting) | 7B590 |
| Shim (rear axle shift cylinder) | 4A122 | Sleeve (coupling shaft center support) | 4826 |
| Shim (rear spring seat end plate) | 5A568 | Sleeve (distributor shaft plate) | 12A075 |
| Shim (trans. counter shaft bearing retainer) | 7944 | Sleeve (eng. breather pipe) | 6879 |
| Shim (trans. counter shaft front) | 7160 | Sleeve (eng. cylinder block) | 6055 |
| Shim (trans. output shaft cluster gear bearing sleeve) | 7B316 | Sleeve (eng. cylinder block to front housing locating) | 6K004 |
| Shim (trans. output shaft fourth speed gear) | 7160 | Sleeve (eng. governor shaft thrust) | 18212 |
| Shim (trans. synchronizer to output shaft & third speed idler gear) | 7160 | Sleeve (eng. valve spring retainer) | 6517 |
| Shim (transfer case bearing cap) | 7029 | Sleeve (fuel hose insulator) | 9C328 |
| Shim (transfer case front bearing) | 7029 | Sleeve (fuel injection pump coupling plates) | 9C575 |
| Shim (transfer case input shaft) | 7029 | Sleeve (fuel injection pump locking) | 9K554 |
| | | Sleeve (fuel injector nozzle) | 9F538 |
| | | Sleeve (fuel tank strap adjustable) | 9B014 |
| | | Sleeve (fuel vapor expansion tank tube guide) | 9B030 |
| | | Sleeve (intake manifold to cylinder block) | 9471 |

INDEX

| PART NAME | GROUP NUMBER |
|--|-----------------------------------|
| S - cont'd. | |
| Sleeve (low & reverse lever to high & intermediate lever) | 7336 |
| Sleeve (parking brake cable) | 2A776 |
| Sleeve (P/S cylinder hydraulic control valve) | 3A278 |
| Sleeve (P/S drag link outer) | 3B127, 3-3311 |
| Sleeve (rear axle drive pinion pilot bearing) | 4440 |
| Sleeve (rear axle gearshift push rod) | 4542 |
| Sleeve (rear suspension support beam) | 5A553 |
| Sleeve (starter motor coil retaining) | 11105 |
| Sleeve (steering column tube bearing) | 3518 |
| Sleeve (steering column tube to bracket) | 3693 |
| Sleeve (trans. adapter plate alignment) | 7311 |
| Sleeve (trans. aux. output shaft reduction gear) | 7B335 |
| Sleeve (trans. aux. reduction gear) | 7B335 |
| Sleeve (trans. case manual selector shaft) | 7-7694 |
| Sleeve (trans. clutch & governor oil distributor) | 7A168 |
| Sleeve (trans. control cable end adjustment) | 7353 |
| Sleeve (trans. control shaft support) | 7A249 |
| Sleeve (trans. control valve body bolt) | 7-7785 |
| Sleeve (trans. converter reactor journal) | 7D345 |
| Sleeve (trans. counter shaft fifth speed clutch) | 7B314 |
| Sleeve (trans. flywheel mounted P.T.O. piston guide) | 7A662 |
| Sleeve (trans. fourth & fifth clutch hub) | 7193 |
| Sleeve (trans. fourth & fifth speed synchronizer gear sliding) | 7187 |
| Sleeve (trans. gearshift connecting rod adjustment) | 7353 |
| Sleeve (trans. gearshift connecting rod sleeve) | 7C285 |
| Sleeve (trans. gearshift interlock) | 7233 |
| Sleeve (trans. gearshift lever impact) | 7335 |
| Sleeve (trans. gearshift rod) | 7A064 |
| Sleeve (trans. head end splitter control & cable) | 7B276 |
| Sleeve (trans. intermediate & high clutch) | 7106, 7933 |
| Sleeve (trans. main oil pressure booster) | 7D002 |
| Sleeve (trans. oil distributor) | 7C232 |
| Sleeve (trans. output first gear) | 7115 |
| Sleeve (trans. output shaft) | 7063, 7A075, 7106, 7B176 |
| Sleeve (trans. output shaft fifth, sixth, eleventh & twelfth speed synchronizer) | 7105 |
| Sleeve (trans. output shaft first speed gear) | 7B342 |
| Sleeve (trans. output shaft fourth speed gear) | 7B219 |
| Sleeve (trans. output shaft gear) | 7A063, 7B319 |
| Sleeve (trans. output shaft oil) | 7-7063 |
| Sleeve (trans. output shaft rear bearing) | 7B317 |
| Sleeve (trans. output shaft second speed gear) | 7A075, 7189 |
| Sleeve (trans. output shaft third or fourth speed gear) | 7105 |
| Sleeve (trans. output shaft third speed gear) | 7105, 7B176, 7193 |

| PART NAME | NUMBER |
|--|----------------|
| S - cont'd. | |
| Sleeve (trans. retarder valve control pedal rod adjustment) | 7353 |
| Sleeve (trans. reverse idler gear) | 7148 |
| Sleeve (trans. reverse idler oil) | 7C232 |
| Sleeve (trans. selector control cable ends adjustment) | 7353 |
| Sleeve (trans. shift cylinder piston stop) | 7C089 |
| Sleeve (trans. shift lever bolt) | 7A064 |
| Sleeve (trans. shifter fork cam & shaft interlock) | 7233 |
| Sleeve (trans. synchronizer sliding) | 7187 |
| Sleeve (trans. third & fourth gear clutch) | 7106 |
| Sleeve (trans. third & high synchronizer clutch) | 7106 |
| Sleeve (trans. third speed gear) | 7106 |
| Sleeve (trans. underdrive gear) | 7A063 |
| Sleeve (windshield wiper motor switch) | 17C428 |
| Sleeve (wiring) | 14455 |
| Sleeve (wiring connector) | 14489 |
| Sleeve assy. (accelerator trunnion to bellcrank) | 9D719 |
| Sleeve assy. (speedo. gear) | 17297 |
| Sleeve & bushing assy. (clutch pressure plate release) | 7580, 7A602 |
| Sleeve & ring assy. (lockout hub) | 1A028 |
| Sleeve & support assy. (trans. eng. mounted accelerator shaft) | 7A249 |
| Slide (spring alignment) | 5892 |
| Sliding clutch kit (rear axle) | 4A195 |
| Slinger (brake front hub oil) | 2241 |
| Slinger (driveshaft stud yoke) | 4791 |
| Slinger (eng. breather centrifugal) | 6A761 |
| Slinger (eng. crankshaft oil) | 6310 |
| Slinger (front axle driving pinion shaft oil) | 4670 |
| Slinger (front axle spindle yoke) | 3C132 |
| Slinger (rear axle driving pinion shaft oil) | 4670 |
| Slinger (rear hub oil) | 1165 |
| Slinger (trans. counter shaft oil) | 7C016 |
| Slinger (water pump shaft) | 8550 |
| Slip yoke (rear axle universal joint) | 4841 |
| Small parts repair kit (trans.) | 7B331 |
| Snap ring (bearing retainer) - Refer to Parts Lists in Section 40A | 7030 |
| Snap ring (brake air booster push rod) | 2332 |
| Snap ring (distributor breaker plate) | 12146 |
| Snap ring (front axle spindle bolt plug retainer) | 3118 |
| Snap ring (lockout hub actuating knob) | 1B029 |
| Snap ring (P/S pump valve assy.) | 3B561 |
| Snap ring (rear axle bearing retaining) | 7030 |
| Snap ring (rear axle power divider clutch shift collar) | 4A101 |
| Snap ring (rear axle power divider thru shaft rear bearing oil seal) | 4A148 |
| Snap ring (rear brake air chamber cylinder) | 2A489 |
| Snap ring (steering gear sector shaft adjusting screw) | 3549 |
| Snap ring (steering gear sector shaft bearing retainer) | 3549 |
| Snap ring (trans.) | 7064 |



FORD TRUCK PARTS



Click Here To Order

BUY IT NOW!



INDEX

| PART NAME | GROUP NUMBER | PART NAME | NUMBER |
|---|----------------|--|---|
| S- cont'd. | | S- cont'd. | |
| Snap ring (trans. aux. counter shaft) | 7064, 7162 | Snap ring (trans. front band servo piston guide to servo) | 7-7366 |
| Snap ring (trans. aux. counter shaft drive gear) | 7162 | Snap ring (trans. front clutch pressure plate to cylinder) | 7-7567 |
| Snap ring (trans. aux. counter shaft front bearing) | 7162 | Snap ring (trans. gear shaft retainer) | 7064 |
| Snap ring (trans. aux. counter shaft rear bearing) | 7064 | Snap ring (trans. gearshift rod spacer) | 7E275 |
| Snap ring (trans. aux. counter shaft reverse gear) | 7162 | Snap ring (trans. gear unit & output shaft internal) | 7968 |
| Snap ring (trans. aux. direct clutch pressure plate) | 7030 | Snap ring (trans. governor) | 7-7136, 7E253 |
| Snap ring (trans. aux. drive gear) | 7064 | Snap ring (trans. high reaction, reaction plate) | 7968 |
| Snap ring (trans. aux. drive gear coupling) | 7162 | Snap ring (trans. high splitter reaction plate) | 7968 |
| Snap ring (trans. aux. main shaft hole gear) | 7A628 | Snap ring (trans. input shaft) | 7064 |
| Snap ring (trans. aux. main shaft range gear) | 7162 | Snap ring (trans. input shaft bearing) | 7026, 7030, 7059, 7064, 7070, 7667 |
| Snap ring (trans. aux. output shaft direct clutch pressure plate) | 7A628 | Snap ring (trans. input shaft bearing retainer) | 7030 |
| Snap ring (trans. aux. output shaft third & fourth speed gear) | 7A074 | Snap ring (trans. input shaft bearing roller retainer washer) | 7117 |
| Snap ring (trans. aux. reduction clutch pressure plate) | 7030 | Snap ring (trans. input shaft bearing to shaft) | 7064, 7162 |
| Snap ring (trans. aux. reduction gear) | 7A628 | Snap ring (trans. input shaft gear) | 7064, 7666-7, 7A628 |
| Snap ring (trans. aux. shift cylinder) | 7030 | Snap ring (trans. intermediate & high clutch hub synchronizer) | 7109 |
| Snap ring (trans. clutch) | 7951 | Snap ring (trans. low clutch ring gear internal) | 7969 |
| Snap ring (trans. converter stator clutch retainer) | 7945 | Snap ring (trans. low clutch ring retaining) | 7064 |
| Snap ring (trans. converter stator clutch roller) | 7943 | Snap ring (trans. main shaft front quill) | 7064 |
| Snap ring (trans. counter shaft) | 7162, 7178 | Snap ring (trans. main shaft gear) | 7064 |
| Snap ring (trans. counter shaft bearing) | 7030 | Snap ring (trans. main shaft key) | 7064 |
| Snap ring (trans. counter shaft cluster gear & shaft rear bearing to shaft) | 7178 | Snap ring (trans. output shaft) | 7064, 7160, 7667 |
| Snap ring (trans. counter shaft cluster gear shaft rear bearing) | 7070 | Snap ring (trans. output shaft bearing) | 7026, 7030, 7064, 7070 |
| Snap ring (trans. counter shaft constant mesh drive gear) | 7064, 7162 | Snap ring (trans. output shaft bearing retainer) | 7030 |
| Snap ring (trans. counter shaft drive gear) | 7162 | Snap ring (trans. output shaft bearing to shaft) | 7059, 7064, 7070, 7667 |
| Snap ring (trans. counter shaft fourth speed gear) | 7162, 7731 | Snap ring (trans. output shaft drive gear) | 7064 |
| Snap ring (trans. counter shaft gear & shaft retaining) | 7162 | Snap ring (trans. output shaft fourth & fifth synchronizer to shaft) | 7178 |
| Snap ring (trans. counter shaft high range) | 7064 | Snap ring (trans. output shaft fourth gear) | 7064 |
| Snap ring (trans. counter shaft high range drive gear) | 7064 | Snap ring (trans. output shaft fourth speed gear retaining) | 7059 |
| Snap ring (trans. counter shaft high range front bearing) | 7064 | Snap ring (trans. output shaft gear) | 7A074 |
| Snap ring (trans. counter shaft hole expansion plug retaining) | 7178 | Snap ring (trans. output shaft ring gear retainer) | 7C122 |
| Snap ring (trans. counter shaft low range) | 7064 | Snap ring (trans. output shaft second speed gear) | 7160, 7161 |
| Snap ring (trans. counter shaft rear bearing) | 7030, 7A074 | Snap ring (trans. output shaft second speed synchronizer shifting plate) | 7161 |
| Snap ring (trans. counter shaft reverse gear) | 7162 | | |
| Snap ring (trans. fifth speed gear retaining) | 7064 | | |
| Snap ring (trans. first range clutch) | 7059 | | |
| Snap ring (trans. first & second speed synchronizer hub) | 7109 | | |
| Snap ring (trans. first speed gear) | 7160 | | |
| Snap ring (trans. forward clutch driving hub) | 7968 | | |
| Snap ring (trans. forward clutch & turbine shaft) | 7A739 | | |
| Snap ring (trans. fourth & fifth speed gear) | 7162 | | |
| Snap ring (trans. fourth & fifth speed hub sleeve) | 7064 | | |



INDEX

| PART NAME | GROUP NUMBER | PART NAME | GROUP NUMBER |
|---|---------------|--|------------------|
| S - cont'd. | | S - cont'd. | |
| Snap ring (trans. output shaft spacer) | 7059 | Socket & wire (instrument panel lamp) | 13621 |
| Snap ring (trans. output shaft synchronizer) | 7059, 7064 | Socket & wire assy. (body side lamp) | 15A442 |
| Snap ring (trans. output shaft third & fourth speed gear clutch gear) | 7C212 | Socket & wire assy. (front side lamp) | 15A434 |
| Snap ring (trans. output shaft third speed idler gear) | 7109, 7162 | Socket & wire assy. (interior lamp) | 13A719 |
| Snap ring (trans. overdrive balk ring & gear to adapter) | 7666 | Socket & wire assy. (low vacuum warning indicator) | 10C861 |
| Snap ring (trans. overdrive free wheel unit to shaft) | 7672 | Socket & wiring assy. (cargo lamp) | 13A719 |
| Snap ring (trans. overdrive main shaft bearing) | 7656 | Socket & wiring assy. (warning indicator lamp) | 13711 |
| Snap ring (trans. overdrive main shaft bearing to shaft) | 7064 | Solenoid (eng. stop control) | 9K765 |
| Snap ring (trans. overdrive ring gear) | 7654 | Solenoid assy. (carb. throttle emission control) | 9D856 |
| Snap ring (trans. pilot roller bearing retainer) | 7059 | Solenoid assy. (fuel shut-off valve) | 9D278 |
| Snap ring (trans. planetary clutch) | 7A577 | Solenoid assy. (starter motor) | 11390 |
| Snap ring (trans. pressure plate retaining) | 7A577 | Solenoid assy. (starter motor relay) | 11450 |
| Snap ring (trans. range clutch) | 7968 | Solenoid assy. (trans. overdrive gear shifter) | 6916 |
| Snap ring (trans. range shift main shaft quill) | 7064 | Spacer (A/C radiator channel) | 19B594 |
| Snap ring (trans. range shift output shaft) | 7064 | Spacer (accelerator pedal to floor pan) | 9A842 |
| Snap ring (trans. range shifter shaft) | 7064 | Spacer (accelerator return spring bracket) | 9C815 |
| Snap ring (trans. rear carrier drum) | 7A577 | Spacer (air brake camshaft adjuster) | 2138 |
| Snap ring (trans. rear clutch piston spring retaining) | 7-7517 | Spacer (air compressor mounting bracket) | 2887 |
| Snap ring (trans. rear cross shaft) | 7064 | Spacer (air compressor pulley) | 2982 |
| Snap ring (trans. rear servo piston retaining) | 7-7417 | Spacer (air pump to block) | 10A370 |
| Snap ring (trans. reverse idler gear bearing roller) | 7156 | Spacer (alternator) | 10A370 |
| Snap ring (trans. reverse planet carrier retaining) | 7-7148 | Spacer (alternator diode plate) | 10A363 |
| Snap ring (trans. second gear retaining) | 7160 | Spacer (alternator pulley) | 10133, 10A344 |
| Snap ring (trans. second speed idler gear retaining) | 7059 | Spacer (alternator rectifier mounting) | 10A382 |
| Snap ring (trans. second & third hub) | 7160 | Spacer (alternator to mounting bracket) | 10148 |
| Snap ring (trans. speedo. drive gear) | 7064 | Spacer (anti-backfire valve bracket) | 9F273 |
| Snap ring (trans. speedo. driving gear) | 7059 | Spacer (aux. spring to rear spring) | 5594 |
| Snap ring (trans. sun gear to output shaft race) | 7A577 | Spacer (aux. trans. front support mounting bolt) | 7C258 |
| Snap ring (trans. third & fourth speed synchronizer hub) | 7059, 7109 | Spacer (aux. trans. input shaft bearing) | 7063 |
| Snap ring (trans. third & high synchronizer clutch hub) | 7109 | Spacer (aux. trans. output shaft first speed under-drive & third speed overdrive gears needle bearing) | 7117 |
| Snap ring (transfer case brake drum hub) | 7064 | Spacer (aux. trans. output shaft second speed gear needle bearing) | 7117 |
| Snap ring (transfer case counter shaft bearing) | 7026 | Spacer (axle housing inner bearing) | 1A011 |
| Snap ring (transfer case front output shaft) | 7064 | Spacer (battery hold down) | 10747 |
| Snap ring (transfer case front output shaft front bearing) | 7026 | Spacer (battery shield) | 10A723 |
| Snap ring (transfer case input shaft bearing) | 7070 | Spacer (battery support to frame) | 10A652 |
| Snap ring (universal joint bearing) | 4891 | Spacer (brake air reservoir bracket) | 2291 |
| Snap rings & bearings repair kit (trans.) | 7B331 | Spacer (brake manifold air fitting) | 2A308 |
| Snow plow kit | 19E537 | Spacer (brake vacuum booster air cleaner mounting) | 2A534 |
| Socket (brake adjusting screw) | 2048 | Spacer (brake vacuum booster control valve spring to disc) | 2390 |
| Socket (P/S cylinder ball stud) | 3D717 | Spacer (cab lock bolt) | 5K364 |
| Socket (steering column coupling shaft ball) | 3C619 | Spacer (cab mounting frame rear member to frame sidemember) | 5A389 |
| Socket (trans. control selector lever) | 7228 | Spacer (carb. diaphragm) | 9B581 |
| Socket assy. (cargo lamp) | 13793 | Spacer (carb. secondary throttle control) | 9614 |
| Socket assy. (dome lamp) | 13793 | Spacer (carb. thermostat choke control) | 9812 |
| Socket assy. (instrument panel lamp) | 13711 | Spacer (carb. to intake manifold) | 9A589 |
| Socket & retainer assy. (cigar lighter) | 15055 | Spacer (clutch pedal outer) | 7606 |
| | | Spacer (clutch pedal shaft) | 7A595 |
| | | Spacer (disc wheel hub) | 1A014 |
| | | Spacer (distributor eng. governor housing oil seal) | 12477 |
| | | Spacer (driveshaft) | 4A169 |
| | | Spacer (eng. accessory drive) | 6B250 |

FORD TRUCK PARTS



INDEX

| PART NAME | GROUP NUMBER | PART NAME | GROUP NUMBER |
|--|--------------|--|--------------|
| S cont'd. | | S - cont'd. | |
| Spacer (eng. air inlet tee) | 9C691 | Spacer (P/S gear sector shaft seal) | 3D529 |
| Spacer (eng. camshaft fuel pump drive eccentric) | 6291 | Spacer (P/S gear valve control thrust bearing washer) | 3E611 |
| Spacer (eng. camshaft fuel pump eccentric) | 6290 | Spacer (P/S insulator retainer) | 3622 |
| Spacer (eng. camshaft gear or sprocket) | 6265 | Spacer (P/S pump adjusting bracket) | 3D600 |
| Spacer (eng. crankshaft damper) | 6359 | Spacer (P/S pump ground) | 3C530 |
| Spacer (eng. exhaust valve spring) | 6515 | Spacer (P/S pump mounting) | 3642 |
| Spacer (eng. flywheel crankshaft) | 6A324 | Spacer (pulley to fan) | 8546 |
| Spacer (eng. flywheel reinforcing plate) | 6376 | Spacer (radiator) | 8A045 |
| Spacer (eng. front mount) | 6B095 | Spacer (radiator grille guard brace) | 8B147 |
| Spacer (eng. front support) | 6A096 | Spacer (radiator grille guard to bumper) | 8A420 |
| Spacer (eng. front support insulator) | 6A066 | Spacer (radiator grille opening side panel mounting) | 8A326 |
| Spacer (eng. support insulator) | 6A027 | Spacer (radiator grille ornament stud) | 8B386 |
| Spacer (eng. timing pointer) | 6B089 | Spacer (radiator guard lower to frame) | 8C053-4 |
| Spacer (eng. valve spring) | 6515 | Spacer (radiator guard to cross member) | 5067 |
| Spacer (exhaust air supply pump mounting bracket) | 9B461 | Spacer (radiator splash shield to frame) | 5072 |
| Spacer (exhaust control valve) | 9A470 | Spacer (radiator to front support) | 8A360 |
| Spacer (exhaust manifold to cylinder head) | 9438 | Spacer (radio knob) | 18A830 |
| Spacer (exhaust manifold to muffler inlet pipe) | 9A435 | Spacer (rear axle differential bearing) | 4295 |
| Spacer (flywheel mounted P.T.O. drive gear roller bearing) | 7A668 | Spacer (rear axle differential drive gear bearing) | 4578 |
| Spacer (flywheel mounted P.T.O. idler gear bearing) | 7A638 | Spacer (rear axle differential main drive bearing) | 4577 |
| Spacer (flywheel mounted P.T.O. oil pump gear) | 7A690 | Spacer (rear axle differential idler gear bearing) | 4582 |
| Spacer (flywheel mounted P.T.O. pump gear) | 7A690 | Spacer (rear axle differential idler gear bearing cone) | 4583 |
| Spacer (frame No. 2 cross member) | 5A090 | Spacer (rear axle drive pinion transfer gear) | 4444 |
| Spacer (frame sidemember to front cross member) | 5A110 | Spacer (rear axle driving pinion bearing) | 4537, 4662 |
| Spacer (front axle driving pinion bearing retainer) | 4537 | Spacer (rear axle driving pinion bearing retainer) | 4537 |
| Spacer (front axle spindle bearing) | 3299 | Spacer (rear axle power divider cluster gear) | 4448-9 |
| Spacer (front hub) | 1199 | Spacer (rear axle power divider cover bearing) | 4537 |
| Spacer (front shock absorber bracket to side member rear) | 18199 | Spacer (rear axle power divider differential bearing) | 4295 |
| Spacer (front spring bracket) | 5B309 | Spacer (rear axle power divider differential pinion) | 4447 |
| Spacer (front spring clamp) | 5731 | Spacer (rear axle power divider output shaft front bearing to transfer gear) | 4473 |
| Spacer (front spring to axle) | 5A313 | Spacer (rear axle power divider output shaft transfer gear) | 4472 |
| Spacer (fuel filter bracket) | 9180 | Spacer (rear axle shaft) | 4294 |
| Spacer (fuel pump link & spring retainer) | 9382 | Spacer (rear axle thru shaft bearing) | 4A059 |
| Spacer (fuel tank bracket to frame) | 9071 | Spacer (rear axle torque arm bracket) | 4A002 |
| Spacer (generator to mounting bracket) | 10148 | Spacer (rear brake cylinder cup) | 2227 |
| Spacer (headlamp switch) | 11675 | Spacer (rear lamp lens) | 13A459 |
| Spacer (heater core) | 18C632 | Spacer (rear shock absorber bracket to side member rear) | 18199 |
| Spacer (horn bracket spring) | 13827 | Spacer (rear spoke wheel rim) | 1044 |
| Spacer (idler pulley) | 8A613 | Spacer (rear spring clamp) | 5731 |
| Spacer (idler pulley bracket) | 8A652 | Spacer (rear spring hanger) | 5753 |
| Spacer (intake manifold bolt) | 9C489 | Spacer (rear spring seat) | 5A565 |
| Spacer (parking brake bellcrank to trans.) | 2A750 | Spacer (rear spring seat oil seal) | 5A559 |
| Spacer (parking brake control mounting) | 2849 | Spacer (rear support beam transverse bar) | 5A633 |
| Spacer (P/S aux. reservoir tube) | 3F509 | Spacer (rear wheel inner bearing) | 1A011 |
| Spacer (P/S column lever bearing retaining) | 3D762 | Spacer (speedo. drive gear) | 17288 |
| Spacer (P/S control valve spool) | 3A658 | Spacer (starter motor armature) | 11A051 |
| Spacer (P/S cylinder ball stud spring) | 3D625 | Spacer (starter motor grounded brush holder) | 11A043 |
| Spacer (P/S cylinder control valve centering spring) | 3C518 | Spacer (starter motor insulator brush holder) | 11A042 |
| Spacer (P/S cylinder mounting bracket) | 3C626 | Spacer (steering column brace) | 3578 |
| Spacer (P/S drag link control valve centering spring) | 3C518 | Spacer (steering column shaft coupling) | 3C760 |
| Spacer (P/S gear actuator) | 3E567 | | |
| Spacer (P/S gear piston poppet valve) | 3E625 | | |



Click Here To Order

BUY IT NOW!



INDEX

| PART NAME | GROUP NUMBER | PART NAME | NUMBER |
|---|------------------|---|----------------------|
| S - cont'd. | | S - cont'd. | |
| Spacer (steering column upper bearing spring) | 3B703 | Spacer (transfer case control lever bracket) | 7A148 |
| Spacer (steering gear housing) | 3A572 | Spacer (transfer case counter shaft bearing) | 7125 |
| Spacer (steering gear to frame) | 3566 | Spacer (transfer case idler shaft gear) | 7B320 |
| Spacer (throttle cable bracket) | 9K706 | Spacer (transfer case input shaft) | 7A059 |
| Spacer (throttle control bracket) | 9B867 | Spacer (transfer case insulator) | 7264 |
| Spacer (trans. air hose clip) | 7344 | Spacer (transfer case rear output shaft drive gear bearing) | 7080 |
| Spacer (trans. aux. main shaft hole gear) | 7115 | Spacer (turn indicator switch) | 13A398 |
| Spacer (trans. aux. shift drive gear) | 7115 | Spacer (water filter) | 8B230 |
| Spacer (trans. control lever) | 7E097 | Spacer (windshield wiper motor output shaft) | 17A558 |
| Spacer (trans. control selector lever mounting bracket) | 7370 | Spacer (windshield wiper motor to mounting bracket) | 17B501 |
| Spacer (trans. converter cover stack) | 7971 | Spacer (windshield wiper mounting) | 17514 |
| Spacer (trans. counter shaft bearing) | 7115 | Spacer assy. (front suspension air cylinder) | 3A192, |
| Spacer (trans. counter shaft drive gear) | 7115 | Spacer assy. (rear spring) | 3B254, 5729 |
| Spacer (trans. counter shaft front bearing retainer) | 7125 | Spacer & brush kit (alternator) | 10347 |
| Spacer (trans. counter shaft gear) | 7115 | Spare wheel lock kit (side mounted) | 1386 |
| Spacer (trans. counter shaft gear bearing) | 7115 | Spark plug assy. | 12405 |
| Spacer (trans. counter shaft gear bearing roller) | 7125 | Spark plug & gasket assy. (heater) | 18B515 |
| Spacer (trans. counter shaft gear pilot bearing) | 7115, 7135 | Speaker assy. (radio receiver) | 18808 |
| Spacer (trans. counter shaft second & third gear) | 7115 | Speaker kit (stereo) | 18808 |
| Spacer (trans. extension bearing) | 7-7094, 7D450 | Speedometer assy. | 17255 |
| Spacer (trans. gearshift rod) | 7E275 | Spider & bearing (front axle shaft universal joint) | 3249 |
| Spacer (trans. head end splitter control) | 7B278 | Spindle (front axle) | 3105-6 |
| Spacer (trans. input shaft) | 7A059 | Spindle assy. (front wheel) | 3105-6 |
| Spacer (trans. input shaft bearing to converter inner race) | 7063 | Spindle assy. (fuel injector) | 9G508 |
| Spacer (trans. input shaft bearing to inner race) | 7063 | Spool repair kit (cab lift pump) | 5B366 |
| Spacer (trans. low oil pressure regulator valve) | 7470 | Spotlight assy. (less brackets) | 15300-2 |
| Spacer (trans. mainshaft gear) | 7173 | Spotlight & bracket kit | 15313 |
| Spacer (trans. mounting) | 7C286 | Spring (accelerator bellcrank to carb. lever tension) | 9736 |
| Spacer (trans. oil filter cover) | 7C021 | Spring (accelerator lever) | 9624 |
| Spacer (trans. output shaft) | 7D233, 7482 | Spring (accelerator pedal pivot) | 9C804 |
| Spacer (trans. output shaft bearing) | 7B320 | Spring (accelerator retracting) | 9737 |
| Spacer (trans. output shaft cluster gear bearing) | 7139 | Spring (accelerator shaft to pedal) | 9760 |
| Spacer (trans. output shaft drive gear bearing) | 7B319 | Spring (air brake actuating pedal arm retracting) | 2A241 |
| Spacer (trans. output shaft fourth speed overdrive) | 7117 | Spring (air brake actuating wedge load) | 2B208 |
| Spacer (trans. output shaft gear) | 7064, 7115 | Spring (air brake actuating wedge positioning) | 2B204 |
| Spacer (trans. output shaft needle bearing) | 7A076, 7117 | Spring (air brake actuating wedge return) | 2B205 |
| Spacer (trans. output shaft rear bearing) | 7072 | Spring (alternator brush) | 10349 |
| Spacer (trans. output shaft reduction gear) | 7B334 | Spring (booster control valve return) | 2A157 |
| Spacer (trans. output shaft second speed gear bearing) | 7A076, 7189 | Spring (brake adjuster torsion) | 2051 |
| Spacer (trans. rear counter shaft) | 7072 | Spring (brake adjusting lever override) | 2D176 |
| Spacer (trans. rear support to frame) | A7264 | Spring (brake adjusting lever return) | 2A180 |
| Spacer (trans. retarder cable bracket) | 7C077 | Spring (brake air chamber diaphragm return) | 2321 |
| Spacer (trans. reverse band servo) | 7D300 | Spring (brake automatic adjusting lever return) | 2A180 |
| Spacer (trans. reverse idler gear bearing) | 7482 | Spring (brake booster) | 2361, 2418 |
| Spacer (trans. reverse idler gear shaft) | 7482 | Spring (brake booster control valve) | 2392 |
| Spacer (trans. shift rod) | 7B416 | Spring (brake booster vacuum control valve) | 2438 |
| Spacer (trans. shift yoke) | 7E190, 7E191 | Spring (brake cylinder piston return) | 2204-5 |
| Spacer (trans. throttle pressure valve secondary) | 7D227 | Spring (brake pedal retracting) | 2472 |
| | | Spring (brake shoe adjusting screw) | 2049 |
| | | Spring (brake shoe hold down) | 2068 |
| | | Spring (brake shoe retainer) | 2125 |
| | | Spring (brake shoe retracting) | 2035-6, retainer) |

FORD TRUCK PARTS



Click Here To Order

BUY IT NOW!



INDEX

| PART NAME | GROUP NUMBER |
|--|--------------|
| S - cont'd. | |
| Spring (brake vacuum booster push rod seal) | 2375 |
| Spring (brake vacuum pump rotor seal plate) | 2A552 |
| Spring (cab counterbalance) | 5471 |
| Spring (cab lock hook return) | 5004 |
| Spring (cab mounting compressing) | 5B383 |
| Spring (carb. accelerator pump diaphragm return) | 9636 |
| Spring (carb. accelerator pump lever adjusting) | 9571 |
| Spring (carb. accelerator pump lever return) | 9636 |
| Spring (carb. accelerator pump overtravel) | 9A538 |
| Spring (carb. accelerator pump rod) | 9D598 |
| Spring (carb. backfire relief plate) | 9976 |
| Spring (carb. choke control) | 9587 |
| Spring (carb. choke lever) | 9C513 |
| Spring (carb. choke plate) | 9560 |
| Spring (carb. dashpot diaphragm return) | 9636 |
| Spring (carb. deceleration pop valve piston) | 9976 |
| Spring (carb. fast idle adjusting screw) | 9578 |
| Spring (carb. fast idle cam plunger) | 9587 |
| Spring (carb. float) | 9A519 |
| Spring (carb. float bowl vent return) | 9560 |
| Spring (carb. float dampener) | 9F570 |
| Spring (carb. governor diaphragm) | 9C507 |
| Spring (carb. governor throttle lever) | 9980 |
| Spring (carb. idle enrichment valve) | 9540 |
| Spring (carb. lever) | 9624 |
| Spring (carb. secondary throttle diaphragm return) | 9B504 |
| Spring (carb. throttle return) | 9B569 |
| Spring (carb. vacuum distributor ball check valve) | 9606 |
| Spring (clutch master cylinder by-pass valve) | 7A713 |
| Spring (clutch master cylinder piston) | 7A707 |
| Spring (clutch master cylinder pressure valve pin) | 7A709 |
| Spring (clutch master cylinder relief valve) | 7A714 |
| Spring (clutch pedal lever assist) | 7A600 |
| Spring (clutch pressure plate inner) | 7A609 |
| Spring (clutch pressure plate outer) | 7A608 |
| Spring (clutch pressure plate release) | 7523 |
| Spring (clutch release lever) | 7591 |
| Spring (clutch release lever anti-rattle) | 7562 |
| Spring (clutch release lever aux.) | 7595 |
| Spring (clutch release retracting) | 7523 |
| Spring (distributor) | 12191-2 |
| Spring (distributor breaker plate) | 12A187 |
| Spring (distributor eng. governor valve weight) | 12464 |
| Spring (eng. crankcase oil cooler relief valve) | 6854 |
| Spring (eng. governor throttle control) | 12A477 |
| Spring (eng. governor throttle control aux. lever) | 18222 |
| Spring (eng. oil filter by-pass valve) | 6837 |
| Spring (eng. oil filter relief valve) | 6889 |
| Spring (eng. oil filter element retaining) | 6889 |
| Spring (eng. oil pump relief valve) | 6670 |
| Spring (eng. valve) | 6513 |
| Spring (eng. valve rocker arm to shaft locating) | 6587 |
| Spring (exhaust air supply pump vane shoe) | 9B476 |
| Spring (exhaust control valve stop) | 9A458 |
| Spring (exhaust control valve tension) | 9A469 |
| Spring (exhaust thermostat control valve) | 9449 |
| Spring (exhaust thermostat control valve coil) | 9467 |
| Spring (front axle spindle pin oil seal retainer) | 3277 |

| PART NAME | NUMBER |
|--|-------------|
| S - cont'd. | |
| Spring (fuel filter element seal) | 9C313 |
| Spring (fuel injection pump control assist) | 9F547, 9737 |
| Spring (fuel injector control bellcrank return) | 9J574 |
| Spring (fuel injector nozzle) | 9F537 |
| Spring (fuel pump cable connector) | 9A368 |
| Spring (fuel pump diaphragm) | 9396 |
| Spring (fuel pump filter retainer) | 9342 |
| Spring (fuel pump hand lever) | 9B346 |
| Spring (fuel pump valve) | 9360 |
| Spring (fuel shut-off valve) | 9D293 |
| Spring (fuel tank insulator) | 9130 |
| Spring (generator brush) | 10057 |
| Spring (headlamp ball ring) | 13031 |
| Spring (hood assist) | 16C644 |
| Spring (hood aux. catch) | 16897 |
| Spring (hood check cable) | 16C728 |
| Spring (hood check cable storage) | 16B930 |
| Spring (hood hinge) | 16789 |
| Spring (hood latch cam) | 16767 |
| Spring (hood latch trigger) | 16921 |
| Spring (hood support rod) | 16832 |
| Spring (horn blowing) | 13A807 |
| Spring (horn button index) | 14479 |
| Spring (ignition switch retaining) | 11581 |
| Spring (instrument panel parking brake warning lamp retaining) | 10A848 |
| Spring (lockout hub) | 1A024 |
| Spring (lockout hub pressure) | 1A054 |
| Spring (muffler to frame) | 5A291 |
| Spring (parking brake adjusting) | 2749 |
| Spring (parking brake band support) | 2640 |
| Spring (parking brake compression) | 2635 |
| Spring (parking brake lever pawl) | 2788 |
| Spring (parking brake lever return) | 2A651 |
| Spring (parking brake link) | 2A601 |
| Spring (parking brake release) | 2634 |
| Spring (parking brake release control) | 2793 |
| Spring (power brake booster plunger return) | 2B156 |
| Spring (P/S cylinder ball stud) | 3327 |
| Spring (P/S drag link ball stud) | 3327 |
| Spring (P/S drag link valve plunger) | 3327 |
| Spring (P/S gear actuator) | 3E568 |
| Spring (P/S gear control valve) | 3E580 |
| Spring (P/S gear piston poppet valve) | 3E624 |
| Spring (P/S pump flow control valve) | 3A570 |
| Spring (P/S pump oil filter retaining) | 3B688 |
| Spring (P/S pump pressure plate) | 3D596 |
| Spring (P/S pump slipper) | 3B601 |
| Spring (radiator & headlamp guard latch) | 8B492 |
| Spring (radiator mounting) | 8130 |
| Spring (radiator shutter control) | 8A176 |
| Spring (rear air brake applicator) | 2A466 |
| Spring (rear axle clutch gear collar pin) | 4263 |
| Spring (rear axle differential carrier oil tube contact) | 4160 |
| Spring (rear axle differential clutch) | 4214 |
| Spring (rear axle differential lockout shift push rod) | 4566 |



Click Here To Order

BUY IT NOW!



INDEX

| PART NAME | GROUP NUMBER | PART NAME | NUMBER |
|--|-----------------|--|------------------|
| S - cont'd. | | S - cont'd. | |
| Spring (rear axle differential lubricator feeder) | 4360 | Spring (trans. kickdown control lever retracting) | 7B146 |
| Spring (rear axle power divider differential lockout shift lever return) | 4458 | Spring (trans. low & reverse) | 7219 |
| Spring (rear axle power divider differential shift) | 4A136 | Spring (trans. low & reverse clutch piston) | 7D182 |
| Spring (rear axle push rod compression) | 4A191 | Spring (trans. low & reverse gate plunger) | 7219 |
| Spring (rear axle shift drive lever) | 4A107 | Spring (trans. low & reverse shaft lock ball) | 7234 |
| Spring (rear brake cam & lever anti-rattle) | 2A601 | Spring (trans. main control lower valve body cover relief valve) | 7754 |
| Spring (rear view outside mirror arm pivot) | 17B745 | Spring (trans. main control rear pump check valve) | 7A128 |
| Spring (rocker arm return) | 9380 | Spring (trans. main control throttle valve return) | 7-7761 |
| Spring (brake shoe connecting) | 2035 | Spring (trans. manual control valve detent lever) | 7A261 |
| Spring (starter motor air reservoir inlet valve) | 11206 | Spring (trans. manual valve detent) | 7-7605 |
| Spring (starter motor air reservoir relief valve) | 11208 | Spring (trans. oil filter retainer) | 7C262 |
| Spring (starter motor armature thrust) | 11A013 | Spring (trans. oil pressure regulator front check valve) | 7A205 |
| Spring (starter motor brush holder) | 11059 | Spring (trans. oil pressure regulator low control valve) | 7D160, 7-7465 |
| Spring (starter motor drive) | 11375 | Spring (trans. overdrive shift fork & rail retractor) | 7685 |
| Spring (starter motor drive assist) | 11494 | Spring (trans. park plate torsion) | 7D417 |
| Spring (starter motor drive lubricator loading) | 11A015 | Spring (trans. parking pawl return) | 7D070 |
| Spring (starter motor plunger return) | 11103 | Spring (trans. parking pawl toggle return) | 7-7314, 7E416 |
| Spring (starter motor relay valve) | 11203 | Spring (trans. parking pawl torsion) | 7A180 |
| Spring (starter motor solenoid return) | 11103 | Spring (trans. poppet) | 7234 |
| Spring (starter motor solenoid shaft) | 11416 | Spring (trans. pressure regulator valve) | 7A270 |
| Spring (starter motor yoke return) | 11A049 | Spring (trans. rear band servo accumulator) | 7-7369 |
| Spring (steering column shaft universal joint) | 3C669 | Spring (trans. rear band servo piston) | 7-7415, 7D474 |
| Spring (steering column upper bearing) | 3520 | Spring (trans. rear clutch piston) | 7A480 |
| Spring (throttle shaft to governor housing seal) | 9955 | Spring (trans. rear clutch pressure plate) | 7E085 |
| Spring (trailer brake air hose retaining) | 2955 | Spring (trans. reverse & first shift finger) | 7234 |
| Spring (trans.) | 7227 | Spring (trans. reverse clutch piston return) | 7D405 |
| Spring (trans. aux. air shift valve actuator) | 7321 | Spring (trans. reverse gate plunger) | 7219 |
| Spring (trans. aux. air valve actuating plunger) | 7219 | Spring (trans. reverse gear shifter shaft gate lock ball) | 7234 |
| Spring (trans. aux. shift rod) | 7234 | Spring (trans. reverse servo piston) | 7D031 |
| Spring (trans. control selector lever) | 7B071 | Spring (trans. reverse shift finger plunger) | 7219 |
| Spring (trans. converter inner race to stator roller) | 7A806 | Spring (trans. reverse shift lug) | 7219 |
| Spring (trans. converter stator clutch) | 7A814 | Spring (trans. second speed gear lock pin) | 7194 |
| Spring (trans. direct drive clutch piston) | 7B488 | Spring (trans. second speed synchronizer hub) | 7234 |
| Spring (trans. first range clutch piston release) | 7D182 | Spring (trans. second & third) | 7219 |
| Spring (trans. forward clutch release) | 7B488 | Spring (trans. second & third range piston return) | 7B488 |
| Spring (trans. fourth & direct) | 7219 | Spring (trans. shift bar housing) | 7219 |
| Spring (trans. fourth range clutch return) | 7B488 | Spring (trans. shift control rod) | 7B113, 7523 |
| Spring (trans. front band servo piston retracting) | 7A003 | Spring (trans. shift fork bar) | 7234 |
| Spring (trans. front clutch piston disc) | 7B070 | Spring (trans. shift fork cam & shaft lock plunger) | 7234 |
| Spring (trans. gearshift ball reverse detent) | 7234 | Spring (trans. shift interlock) | 7234 |
| Spring (trans. gearshift lever) | 7208, 7227 | Spring (trans. shifter shaft) | 7234 |
| Spring (trans. gearshift rod) | 7234 | Spring (trans. shifter shaft torsion) | 7219 |
| Spring (trans. gearshift selector stop) | 7293 | Spring (trans. shifter shafts interlock) | 7234 |
| Spring (trans. gearshift selector tube) | 7379 | Spring (trans. sliding gear tension) | 7234 |
| Spring (trans. gearshift shaft lock plunger) | 7234 | Spring (trans. splitter high clutch piston return) | 7C295, 7-7672 |
| Spring (trans. gearshift tube retract) | 7227 | Spring (trans. splitter low clutch piston return) | 7-7686 |
| Spring (trans. gearshifter shaft poppet) | 7219, 7234 | Spring (trans. synchronizer blocking) | 7B137 |
| Spring (trans. high clutch piston) | 7A479, 7A480 | Spring (trans. synchronizer low & reverse) | 7D176 |
| Spring (trans. interlock shaft) | 7234 | | |
| Spring (trans. intermediate band servo piston) | 7D028 | | |
| Spring (trans. intermediate clutch piston) | 7603 | | |

FORD TRUCK PARTS



Click Here To Order

BUY IT NOW!



INDEX

| PART NAME | GROUP NUMBER | PART NAME | NUMBER |
|--|----------------|---|------------------|
| S - cont'd. | | S - cont'd. | |
| Spring (trans. synchronizer poppet) | 7B294 | Stop (power brake booster control valve piston) | 2B132 |
| Spring (trans. third & high gear shifter shaft) | 7234 | Stop (P/S drag link valve spool travel regulator) | 3C560 |
| Spring (trans. throttle downshift valve) | 7A289 | Stop (rear axle air shift push rod) | 4A192 |
| Spring (trans. throttle modulator valve) | 7A286 | Stop (starter motor pinion & retainer snap ring) | 11066 |
| Spring (trans. throttle valve return) | 7C471 | Stop (steering arm) | 3A706 |
| Spring (trans. transfer case shift lock) | 7234 | Stop (trans. control shaft to trans.) | 7C168 |
| Spring (transfer case shift rod poppet) | 7219 , 7234 | Stop (trans. gearshift lever low & reverse) | 7A112 |
| Spring (turn indicator control arm tension) | 13346 | Stop (trans. oil pump spring) | 7C168 |
| Spring (turn indicator pawl) | 13316 | Stop (trans. reverse band adjusting) | 7C492 |
| Spring (turn indicator switch hub) | 13355 | Stop (trans. accelerator pedal detent) | 9A858 |
| Spring (vacuum fuel pump diaphragm) | 9315 | Stop assy. (windshield wiper motor) | 17C479 |
| Spring (voltage regulator armature tension) | 10557 | Stop & screw assy. (eng. primer control cable stop) | 9A713 |
| Spring (water filter element support) | 8A472 | Strainer (eng. oil filler pipe) | 6B614 |
| Spring (windshield defroster outlet door control) | 18B349 | Strainer (hood) | 16613 |
| Spring (windshield wiper motor brush) | 17B599 | Strainer (rear axle air) | 4418 |
| Spring assy. (aux.) | 5588 | Strainer assy. (filter bowl) | 9365 |
| Spring assy. (front) | 5310 | Strap (A/C temperature control tube) | 19C610 |
| Spring assy. (rear) | 5560 | Strap (alternator heat shield) | 10B312 |
| Spring assy. (trans. manual valve detent) | 7E332 | Strap (battery support) | 10A678 |
| Spring & ball repair kit (trans. shift valve detent) | 7A261 | Strap (emergency warning indicator mounting) | 13B320 |
| Spring centering kit (P/S control valve) | 3A675 | Strap (front brake shoe anchor pin) | 2028 |
| Spring & extension kit (accelerator return) | 9737 | Strap (front fender apron to dash panel) | 16A054 |
| Spring & insert repair kit (trans. low & reverse synchronizer) | 7109 | Strap (fuel pump connection block) | 9A382 |
| Spring repair kit (trans. control oil pressure compensator) | 7D245 | Strap (fuel tank hanger) | 9068 |
| Spring repair kit (trans. high clutch piston) | 7A480 | Strap (ignition coil mounting) | 12043-4 |
| Spring repair kit (trans. main oil pressure regulator valve) | 7A270 | Strap (instrument control cable retaining) | 10A938 |
| Spring & retainer (brake & clutch master cylinder piston return) | 2145 | Strap (radio receiver hood bonding) | 18870 |
| Spring & retainer (fuel filter element) | 9149 | Strap (starter motor heat shield) | 10B312 |
| Spring & retainer repair kit (trans. oil pressure regulator valve) | 7B025 | Strap (trans. oil filter retainer) | 7C261 |
| Springs & rollers repair kit (trans. stator) | 7A492 | Strap (turn indicator switch mounting) | 13B320 |
| Sprocket (eng. camshaft) | 6256 | Strap assy. (brake air reservoir) | 2A271 |
| Sprocket (eng. crankshaft) | 6306 | Strap assy. (fuel tank) | 9054 |
| Stabilizer (accelerator bellcrank) | 9D702 | Strap assy. (fuel tank support) | 9092 |
| Stabilizer assy. (hood) | 16C658 | Striker (hood latch) | 16A944 |
| Stanchion assy. (radio antenna) | 18919 | Striker plate (eng. cover latch) | 6A084 |
| Starter assy. | 11001-2 | Strip (running board skid) | 16A482 |
| Stator assy. (alternator) | 10336 | Strut (trans. front band actuating) | 7A158 |
| Stator assy. (trans. converter) | 7932 | Strut (trans. intermediate band anchor) | 7D430 |
| Stator kit (alternator) | 10336 | Strut (trans. intermediate brake band) | 7D029 |
| Stator, rectifier & housing assy. (alternator) | 10A388 | Strut (trans. rear band) | 7A172 , 7A175 |
| Stem (carb. backfire relief plate valve) | 9593 | Strut (trans. reverse band anchor) | 7A175 |
| Stem assy. (brake booster A/C valve diaphragm) | 2323 | Stud (alternator belt adjustment arm) | 10B382 |
| Step bumper kit (rear) | 17906 | Stud (aux. fuel tank bracket) | 9096 |
| Stereo tape player kit | 19A035 | Stud (brake carrier plate to air chamber) | 2043 |
| Stiffener (P/S mounting bracket) | 3F525 | Stud (brake vacuum booster body) | 2350 |
| Stop (accelerator pedal) | 9816 | Stud (brake vacuum pump cover) | 2B051 |
| Stop (alternator rotor) | 10A360 | Stud (carb. air cleaner retaining) | 9A659 |
| Stop (brake booster slave cylinder piston) | 2A265 | Stud (clutch housing to trans. case) | 7C207 |
| Stop (distributor) | 12202 | Stud (eng. crankshaft main bearing shoulder) | 6345 |
| Stop (front suspension lower arm) | 3A016 | Stud (eng. cylinder head to manifold) | 6K046 |
| | | Stud (eng. push rod cover to block) | 6B088 |
| | | Stud (eng. rear support insulator) | 6047 |
| | | Stud (eng. valve rocker arm shaft support) | 6A527 |
| | | Stud (eng. valve rocker arm support) | 6A527 |



INDEX

| PART NAME | GROUP NUMBER | PART NAME | NUMBER |
|--|----------------------------|---|----------------------------|
| S - cont'd. | | S - cont'd. | |
| Stud (front axle housing spring seat) | 3C142 | Support (brake booster) | 2B313 |
| Stud (front axle steering arm to spindle) | 3A146 | Support (cab to frame rear) | 5A036 |
| Stud (front shock absorber mounting)-lower | 18036 | Support (cable to floor pan) | 7E447 |
| Stud (front spring shackle) | 5465 | Support (circuit breaker mounting bracket) | 12305 |
| Stud (headlamp & radiator grille guard latch) | 18416 | Support (coupling shaft center bearing) | 4808 |
| Stud (P/S cylinder) | 3B711 | Support (dash panel to eng. wiring) | 14A194 |
| Stud (P/S drag link ball) | 3284 | Support (eng. air cleaner) | 9B604, 9A697 |
| Stud (P/S pump reservoir) | 3E631 | Support (eng. air cleaner bracket & intake tube) | 9C694 |
| Stud (P/S pump support) | 3D683 | Support (eng. front insulator) | 6A057 |
| Stud (parking brake link) | 2837 | Support (eng. oil level indicator) | 6B609 |
| Stud (radiator grille & headlamp guard latch) | 18416 | Support (eng. priming fluid reservoir bracket) | 9D836 |
| Stud (rear air brake dust shield spacer) | 2224 | Support (eng. rear splash shield) | 16A582-3 |
| Stud (rear axle housing) | 4323, 4396 | Support (eng. stabilizer bumper) | 6B042 |
| Stud (rear axle power divider cover) | 4336 | Support (eng. valve rocker arm shaft) | 6531 |
| Stud (rear axle retainer to shift motor) | 4A155 | Support (exhaust air supply pump bracket) | 9B451 |
| Stud (rear axle shift bracket to shift motor housing) | 4A155 | Support (front fender to apron) | 16C080-1 |
| Stud (rear axle shifter housing) | 4336 | Support (front spring) | 5B306 |
| Stud (rear shock absorber to frame) | 18196 | Support (fuel shut-off control) | 9E315 |
| Stud (rear shock absorber to spring seat cap) | 18193 | Support (fuel tank) | 9053 |
| Stud (rear suspension saddle hanger pin retainer) | 5A612 | Support (fuel tank brace) | 9A075-6 |
| Stud (spare wheel carrier) | 1458 | Support (generator bracket) | 10258 |
| Stud (steering gear mounting) | 3C765 | Support (hood latch) | 16774 |
| Stud (trans. air cylinder) | 7311 | Support (hood side air cleaner) | 16B670 |
| Stud (trans. aux. power cylinder anchor) | 7311 | Support (hood side panel) | 8042 |
| Stud (trans. brake support) | 7B420 | Support (idler pulley bracket) | 8A653 |
| Stud (trans. case) | 7C207 | Support (P/S oil cooling tube) | 3C750 |
| Stud (trans. case support) | 7B420 | Support (P/S pump) | 3C511 |
| Stud (trans. case rear support) | 7C207 | Support (P/S pump oil filter) | 3C677 |
| Stud (trans. clutch housing) | 7C207, 7B420 | Support (parking brake cable) | 2A664 |
| Stud (trans. counter shaft rear bearing retainer) | 7C213 | Support (parking brake lever) | 2A707 |
| Stud (trans. head end splitter control & cable) | 7B277 | Support (parking brake lever sector) | 2797 |
| Stud (trans. input shaft bearing cap) | 7B420 | Support (radiator) | 16138 |
| Stud (trans. low range counter shaft rear bearing cap) | 7B420 | Support (radiator grille) | 8182-3 |
| Stud (trans. oil pump) | 7B419 | Support (radiator grille bracket mounting) | 8A489 |
| Stud (trans. output shaft bearing cap) | 7B420 | Support (radiator grille guard) | 8B146 |
| Stud (trans. rear support adjustment) | 7B050, 7168 | Support (radiator grille opening side panel moulding) | 8A385 |
| Stud (transfer case to support) | 7A053 | Support (radiator grille upper) | 8407 |
| Stud assy. (rear axle torque arm ball) | 4613 | Support (radiator hose) | 8A483 |
| Stud & washer assy. (front shock absorber to axle) | 18033 | Support (radiator lower) | 8A058, 8A450 |
| Suction line (A/C evaporator to compressor) | 19A717, 19867, 19919 | Support (radiator side) | 8A361, 16152-3 |
| Support (A/C compressor bracket) | 2902 | Support (rear view outside mirror front) | 17678-9 |
| Support (A/C compressor bracket rear) | 2907 | Support (rear view outside mirror rear upper) | 17A731 |
| Support (A/C compressor mounting bracket) | 2A881 | Support (spare wheel carrier stop bar) | 1497 |
| Support (air brake compressor bracket) | 2902 | Support (trans. front cross shaft) | 7795 |
| Support (air brake reservoir tank front) | 2A205 | Support (trans. front cross shaft remote control) | 7B110 |
| Support (air cleaner bracket & intake tube) | 9A618 | Support (trans. gearshift rod) | 7E274 |
| Support (alternator belt guard) | 10B385 | Support (trans. main shaft rear quill) | 7195 |
| Support (alternator bracket) | 10258 | Support (trans. rear) | 7A033, 7A383, 7-7925 |
| Support (aux. trans. shift control) | 7B016 | Support (trans. remote control cable) | 7B117 |
| Support (brake air chamber spring) | 2A467 | Support (trans. remote control mounting) | 7B062 |
| | | Support (trans. remote control side) | 7B063 |
| | | Support (trans. selector control cable to floor pan) | 7-7076 |

FORD TRUCK PARTS



INDEX

| PART NAME | GROUP NUMBER | PART NAME | NUMBER |
|---|------------------|---|-----------------|
| S - cont'd. | | S - cont'd. | |
| Support (transfer case mounting) | 7A051-2 | Switch assy. (A/C temperature control) | 19A945 |
| Support assy. (brake caliper) | 2B301 | Switch assy. (A/C temperature control sensing) | 19A673 |
| Support assy. (carb. booster venturi) | 9A523 | Switch assy. (A/C thermostat overheat) | 19619 |
| Support assy. (coupling shaft center bearing) | 4800 | Switch assy. (brake low air pressure) | 2A574 |
| Support assy. (driveshaft center bearing) | 4306 | Switch assy. (brake low pressure warning) | 2B339 |
| Support assy. (eng. air intake tube to frame) | 9C692 | Switch assy. (cargo lamp) | 15443 |
| Support assy. (eng. aux. power pack) | 6B014 | Switch assy. (clearance lamps) | 15443 |
| Support assy. (eng. front insulator) | 6B014 | Switch assy. (courtesy lamp) | 13713, 13752 |
| Support assy. (eng. oil filter mounting outer) | 6B655-6 | Switch assy. (differential lockout indicator lamp) | 10B853 |
| Support assy. (eng. rear) | 6A023 | Switch assy. (distributor delay-spark control) | 7E440 |
| Support assy. (front fender) | 16A214-5 | Switch assy. (distributor modulator ambient) | 12A164 |
| Support assy. (fuel tank fuel leveling hose) | 9A080 | Switch assy. (electric fuel pump oil pressure) | 9344 |
| Support assy. (fuel tank vent expansion tank housing) | 9A232 | Switch assy. (emergency warning) | 13A350 |
| Support assy. (hood reinforcement rear) | 16C756-7 | Switch assy. (emergency warning indicator) | 13B302 |
| Support assy. (radiator to frame) | 8A339 | Switch assy. (fuel pump manual control) | 9A388 |
| Support assy. (rear view outside mirror lower) | 17059, 17A736 | Switch assy. (fuel tank selector) | 9A050 |
| Support assy. (rear view outside mirror rear lower) | 17A726-8 | Switch assy. (glo plug blinker) | 15443 |
| Support assy. (rear view outside mirror rear upper) | 17A730 | Switch assy. (headlamp blinker) | 15443 |
| Support assy. (rear view outside mirror upper) | 17016, 17A732 | Switch assy. (headlamp dimmer) | 13A024 |
| Support assy. (relay to starter cable) | 14550 | Switch assy. (headlamp on instrument panel) | 11654 |
| Support assy. (running board front) | 16458 | Switch assy. (heater) | 18578 |
| Support assy. (running board rear) | 16A486 | Switch assy. (heater overheat thermostat) | 18B498 |
| Support assy. (spare wheel carrier) | 1405 | Switch assy. (horn) | 13A805 |
| Support assy. (stereo tape player) | 19A071 | Switch assy. (horn blowing) | 13A875 |
| Support assy. (steering column) | 3B718 | Switch assy. (ignition) | 11572 |
| Support assy. (steering idler arm) | 3436 | Switch assy. (instrument panel lamp) | 13740 |
| Support assy. (throttle control lever) | 9E315 | Switch assy. (interior lamp) | 13752 |
| Support assy. (tractor brake air hose) | 2A313 | Switch assy. (low vacuum warning indicator) | 10A922 |
| Support assy. (trans.) | 7925 | Switch assy. (manifold pre-heating plug) | 9A444 |
| Support assy. (trans. center) | 7C339 | Switch assy. (marker lamp blinker) | 15443 |
| Support assy. (trans. converter stator) | 7A108 | Switch assy. (panel lamp blinker) | 15443 |
| Support assy. (trans. kickdown rod) | 7E286 | Switch assy. (parking lamp blinker) | 15443 |
| Support assy. (trans. planetary gears) | 7A130 | Switch assy. (rear axle electric shift automatic) | 4107 |
| Support assy. (trans. remote control mounting) | 7B061 | Switch assy. (rear axle electric shift control) | 4078 |
| Support & bearing assy. (trans. converter) | 7A108 | Switch assy. (retarder oil temperature warning indicator) | 13968 |
| Support & bushing assy. (trans. center) | 7A130 | Switch assy. (stop light) | 13480 |
| Support & bushing assy. (trans. converter stator) | 7A108 | Switch assy. (trailer lamp blinker) | 15443 |
| Support kit (eng. valve rocker arm shaft) | 6531 | Switch assy. (trans. gearshift neutral) | 7A247 |
| Support kit (starter motor brush) | 11389 | Switch assy. (trans. overdrive accelerator kickdown) | 6918 |
| Support & parking brake bellcrank bracket assy. (trans. rear) | 7B120 | Switch assy. (trans. overdrive governor) | 6937 |
| Support & tube assy. (frame) | 5A562 | Switch assy. (trans. spark control) | 7E440 |
| Switch (air brake low pressure) | 18737 | Switch assy. (turn indicator) | 13B302 |
| Switch (brake pressure differential valve warning lamp) | 2B264 | Switch assy. (warning stop lamp) | 13713 |
| Switch (starter motor relay solenoid) | 11450 | Switch assy. (water temperature indicator lamp) | 10884 |
| Switch (trans. overdrive accelerator kickdown) | 7A652 | Switch assy. (windshield washer push button) | 11500 |
| Switch (water temperature indicator lamp) | 10B843 | Switch assy. (windshield wiper & washer) | 17A553 |
| Switch assy. (A/C) | 19986 | Switch & bracket (instrument panel emergency warning flasher) | 10C841 |
| Switch assy. (A/C freon safety loss) | 19A673 | Switch & bracket (parking brake indicator) | 15A851 |
| Switch assy. (A/C pressure cut-off) | 19D594 | Switch & escutcheon assy. (spotlamp control) | 15224 |
| | | Switch, flasher & wiring assy. (emergency warning) | 15583 |
| | | Switch & mounting plate (emergency flasher) | 13341 |
| | | Switch & mounting plate assy. (turn indicator) | 13341 |
| | | Switch & wiring (utility lamp) | 15B590 |
| | | Switch & wiring assy. (emergency warning flasher) | 15B590 |



INDEX

| PART NAME | GROUP NUMBER | PART | NUMBER |
|---|-------------------------|--|---------------------------|
| S - cont'd. | | T - cont'd. | |
| Switch & wiring assy. (fog lamp) | 15A214 | Terminal (starter motor field) | 11102 |
| Switch & wiring assy. (windshield washer) | 17578 | Terminal (starter motor solenoid coil) | 11A031 |
| Switch repair kit (rear axle shift) | 4107 | Terminal (wire) | 14461, 14468, 14474 |
| Swivel (carb. choke diaphragm adjusting) | 9F558 | Terminal assy. (alternator) | 10B373 |
| Swivel (carb. choke plate adjusting) | 9D563 | Terminal assy. (fuse holder) | 14A034 |
| Swivel (trans. aux. air shift valve) | 7320 | Terminal assy. (wiring) | 14A441 |
| Synchronizer (trans. output shaft fifth, sixth, eleventh & twelfth speed) | 7124 | Terminal kit (starter motor field) | 11102 |
| Synchronizer assy. (trans.) | 7124 | Terminal & plate assy. (starter motor) | 11A038 |
| Synchronizer assy. (trans. first & second) | 7124 | Terminal stud & related parts kit (generator) | 10211 |
| Synchronizer assy. (trans. fourth & fifth speed) | 7124 | Thermostat (water) | 8575 |
| Synchronizer assy. (trans. high & intermediate) | 7124 | Thermostat assy. (A/C evaporator temperature control) | 19618 |
| Synchronizer assy. (trans. high range counter shaft) | 7B272 | Thermostat assy. (carb. air cleaner) | 9667 |
| Synchronizer assy. (trans. low & reverse) | 7124 | Thermostat assy. (carb. air cleaner air duct) | 9B650 |
| Synchronizer assy. (trans. output shaft high & low range) | 7124 | Thermostat assy. (radiator shutter control) | 8488 |
| Synchronizer assy. (trans. output shaft splitter) | 7124 | Thermostat assortment (water) | 8575 |
| Synchronizer assy. (trans. second & third speed) | 7124 | Thimble (transfer case shift rod hole) | 7A107 |
| Synchronizer assy. (trans. third & fourth) | 7124 | Thinners | Δ |
| | | Thrust washer (eng. center main bearing) | 6A341 |
| T | | Thrust washer kit (eng. center main bearing) | 6A355 |
| Tab (P.T.O. piston guide sleeve locking) | 7A768 | Tip replacement kit (speedo. cable) | 17A254 |
| Tachograph assy. | 17A266 | Tone alert (citizens band transceiver) | 18801 |
| Tachometer | 17360 | Tool (electrical terminal crimping) | 17018 |
| Tachometer kit | 17A326 | Top tank, baffle & gasket set | 8061 |
| Tandem suspension assy. | 5888, 5890, 5A547 | Torsion bar (front suspension) | 3A360 |
| Tank (radiator left hand side) | 8080 | Tot guard | 19E535 |
| Tank (radiator lower bolt on) | 8080 | Tower assy. (trans. gearshift) | 7B101, 7201 |
| Tank (radiator right hand side) | 8061 | Trailer hitch kit | 19D520 |
| Tank (radiator upper bolt on) | 8061 | Trailer lamp plug & wiring kit | 15A416 |
| Tank assy. (brake air reservoir) | 2063 | Trailer wiring connector kit | 14A347 |
| Tank assy. (fuel) | 9002 | Trap (rear axle filler plug) | 4A309 |
| Tank assy. (fuel tank vent expansion) | 9A091 | Trim (instrument cluster housing) | 10A861 |
| Tank assy. (P/S oil reservoir) | 3A699 | Trough (hood opening side) | 16C647 |
| Tank assy. (radiator supply) | 8A080 | Trunnion (accelerator shaft to bellcrank rod) | 9A846 |
| Tape (electrical insulating) | Δ | Trunnion (aux. trans. front bearing retainer) | 7B022, 7248 |
| Tape (masking) | Δ | Trunnion (clutch release lever) | 7522 |
| Tappet assy. (eng. valve) | 6500 | Trunnion (trans. gearshift lever) | 7B125 |
| Tee (air brake line) | 18757 | Tube (air brake foot control valve to dash tee) | 2919 |
| Tee (brake booster control) | 2B350 | Tube (air brake foot control valve to front tee) | 2897 |
| Tee (eng. air inlet) | 9C690 | Tube (air brake foot control valve to manifold fitting) | 2A014 |
| Tee (windshield washer hose) | 17A601 | Tube (air brake foot control valve to parking brake check valve) | 2A084 |
| Tee assy. (brake air compressor to reservoir) | 2B433 | Tube (air brake foot control valve to rear tee or union first section) | 2916 |
| Tee connector (trans. oil cooler water return) | 8289 | Tube (air brake foot control valve to rear tee second section) | 2540, 2923 |
| Terminal (alternator field) | 10383 | Tube (air brake foot control valve to trans. air tee) | 2-2937 |
| Terminal (battery cable) | 14452 | Tube (air brake hand control valve to check valve) | 2581 |
| Terminal (electric wiring solderless crimp on type) | 14294 | Tube (air brake hand control valve to two way check valve tractor equipment) | 2-2498 |
| Terminal (high tension wire) | 14466 | | |
| Terminal insulator kit (alternator) | 10A383 | | |
| Terminal (spark plug) | 14453 | | |

Δ Refer to page 1 of Paint Section

FORD TRUCK PARTS



Click Here To Order
BUY IT NOW!



INDEX

| PART NAME | GROUP NUMBER | PART NAME | GROUP NUMBER |
|--|-------------------------|---|----------------|
| T - cont'd. | | T - cont'd. | |
| Tube (air brake manifold to pressure gauge) | 2930 | Tube (brake air relay valve to rear brake tube connector) | 2A289 |
| Tube (air brake quick release valve to union) | 2A059 | Tube (brake air reservoir to elbow) | 2A109 |
| Tube (air brake relay valve to tee) | 2A027, 2-2912 | Tube (brake air reservoir to tee) | 2A126 |
| Tube (air brake release valve to fitting) | 2050 | Tube (brake air reservoir to trailer brake air protector valve) | 2592 |
| Tube (air brake reservoir connecting) | 2571, 2A135, 2918 | Tube (brake air straight) | 2A540-3 |
| Tube (air brake reservoir to booster tank end) | 2589 | Tube (brake booster connecting) | 2B052 |
| Tube (air brake reservoir to relay valve) | 2A026 | Tube (brake booster reservoir to booster) | 2A028 |
| Tube (air brake reservoir to tee) | 2A146 | Tube (brake booster to tee) | 2A140, 2585 |
| Tube (air brake stop light switch) | 2A286 | Tube (brake check valve to trailer shut-off valve) | 2B226 |
| Tube (air brake tee to front hose connector L.H.) | 2915 | Tube (brake foot control valve to tee) | 2B229 |
| Tube (air brake tee to front hose connector R.H.) | 2914 | Tube (brake foot control valve to trailer brake air shut-off valve) | 2A483 |
| Tube (air brake tee to manifold fitting) | 2A078 | Tube (brake hand control valve) | 2B067 |
| Tube (air cleaner to intake manifold) | 9B697 | Tube (brake manifold fitting to check valve) | 2B234 |
| Tube (air compressor governor to dash tee) | 2A294 | Tube (brake manifold to air windshield wiper control) | 17B448 |
| Tube (air compressor to reservoir at eng.) | 2917 | Tube (brake manifold to control valve) | 2B233 |
| Tube (air compressor to reservoir intermediate) | 2917 | Tube (brake manifold to front brake limiting valve) | 2B235 |
| Tube (air compressor to union) | 2917 | Tube (brake manifold to trailer shut-off valve) | 2B228 |
| Tube (air compressor to water pump) | 2894 | Tube (brake manifold to union) | 2A141 |
| Tube (air reservoir to brake booster) | 2-2907 | Tube (brake pressure reactivator to trailer shut-off) | 2B232 |
| Tube (air reservoir to starter motor control valve) | 11195 | Tube (brake reservoir union to tee) | 2A278 |
| Tube (air reservoir to union) | 2904 | Tube (brake shut-off to reactivator valve) | 2B227 |
| Tube (air supply line to air starter motor pressure) | 11A006 | Tube (brake vacuum straight) | 2A546 |
| Tube (anti-backfire valve vacuum) | 9H563 | Tube (carb. air cleaner air intake) | 9652, 9A675 |
| Tube (brake air booster to dash tee) | 2570 | Tube (carb. air cleaner hot air inlet) | 9B632 |
| Tube (brake air chamber connecting) | 2A495-6 | Tube (carb. air vent) | 9522 |
| Tube (brake air control valve to limit & quick release valve lower) | 2A216 | Tube (carb. balance) | 9A501 |
| Tube (brake air control valve to limit & quick release valve upper) | 2A215 | Tube (carb. float bowl connecting) | 9534 |
| Tube (brake air foot control valve to dash tee) | 2A276 | Tube (carb. float bowl vent) | 9522 |
| Tube (brake air foot control valve to front tee) | 2A274 | Tube (carb. to distributor extension) | 18226 |
| Tube (brake air foot control valve to manifold fitting) | 2A285 | Tube (check valve to trailer brake air protector valve) | 2576 |
| Tube (brake air foot control valve to two-way check valve tractor trailer equipment) | 2A273 | Tube (compressor governor to brake air foot control valve) | 2A287-8 |
| Tube (brake air hand control valve exhaust tractor equipment) | 2-2496 | Tube (dash tee or foot control valve to air compressor governor) | 2913 |
| Tube (brake air hand control valve exhaust tractor trailer equipment) | 2A121 | Tube (eng. air cleaner air intake lower) | 9A611 |
| Tube (brake air hand control valve to foot control valve tractor trailer equipment) | 2A307 | Tube (eng. crankcase vent) | 6758 |
| Tube (brake air hand control valve to manifold tractor equipment) | 2-2499 | Tube (eng. fuel filter to fuel reservoir) | 9F302-3 |
| Tube (brake air hand control valve to manifold tractor trailer equipment) | 2A050 | Tube (eng. fuel shut-off control front) | 9F284 |
| Tube (brake air hand control valve to tee) | 2-2542 | Tube (eng. fuel shut-off control rear) | 9F285 |
| Tube (brake air hand control valve to two-way check valve tractor equipment) | 2-2498 | Tube (eng. governor to carb.) | 12B459 |
| Tube (brake air hand control valve to two-way check valve tractor trailer equipment) | 2A148 | Tube (eng. to air compressor water) | 2910 |
| Tube (brake air relay valve to forward rear axle brake tube connector) | 2586 | Tube (eng. to trans. vacuum) | 7B094 |
| | | Tube (eng. valve rocker arm shaft oil inlet) | 6580 |
| | | Tube (eng. water by-pass to radiator) | 8-8562 |
| | | Tube (exhaust air supply lower) | 9A484 |
| | | Tube (exhaust air supply pump inlet) | 9B456 |
| | | Tube (exhaust air supply pump outlet) | 9B457 |
| | | Tube (flexible hose to manifold) | 2-2338 |



INDEX

| PART NAME | GROUP NUMBER | PART NAME | NUM. |
|--|-------------------|--|---------------------------|
| T - cont'd. | | T - cont'd. | |
| Tube (flywheel mounted P.T.O. clutch release piston) | 7A661 | Tube (rear axle power divider differential lockout cylinder) | 4497 |
| Tube (forward rear left wheel air brake) | 2-2266 | Tube (rear axle power divider differential lockout hose to cylinder hose) | 4488 |
| Tube (forward rear right wheel air brake) | 2-2265 | Tube (rear axle power divider lockout intermediate) | 4728 |
| Tube (front brake) | 2A420 | Tube (rear wheel parking brake control valve to foot control valve) | 2A726 |
| Tube (front brake air limiting control valve to foot control valve) | 2A210 | Tube (rear wheel parking brake control valve to foot control valve supply) | 2A725 |
| Tube (fuel filler vapor expansion tank to cannister) | 9D673, 9D674-5 | Tube (rear wheel parking brake control valve to release valve) | 2A727 |
| Tube (fuel return to tank rear) | 9282 | Tube (relay valve to rear wheel brake tube connector) | 2-2269 |
| Tube (fuel tank vent lower) | 9A070 | Tube (reservoir to relay valve) | 2-2911 |
| Tube (fuel tank vent upper) | 9049 | Tube (reservoir to trailer brake air protector valve) | 2-2942 |
| Tube (governor to carb. by-pass) | 12481 | Tube (shutter control) | 8498 |
| Tube (heater blower motor vent) | 19A786 | Tube (starter motor control to relay valve) | 11430 |
| Tube (heater water inlet) | 18698 | Tube (starter motor oil filler) | 11A118 |
| Tube (heater water outlet) | 18663, 18674 | Tube (starter motor reservoir inlet) | 11193 |
| Tube (intake manifold to brake check valve) | 2569 | Tube (tee to trailer brake air protector valve) | 2A198, 2-2540 |
| Tube (manifold fitting to air brake compressor governor) | 2A116, 2976 | Tube (thermostatic choke control inlet) | 9820 |
| Tube (parking brake air chamber connecting) | 2A755-6 | Tube (thermostatic choke control outlet) | 9819 |
| Tube (parking brake control valve to reactivator valve) | 2A810 | Tube (trailer brake check valve to air shut-off valve) | 2A480 |
| Tube (parking brake rear wheel L. H.) | 2A729 | Tube (trailer brake emergency air supply valve to manifold) | 2539 |
| Tube (parking brake rear wheel R. H.) | 2A728 | Tube (trailer brake emergency air supply valve to union) | 2-2541 |
| Tube (parking brake reservoir to relay valve) | 2A817 | Tube (trailer brake emergency air supply valve to union tractor trailer) | 2A147 |
| Tube (P/S cooling) | 3B748 | Tube (trailer brake emergency valve to reactivator valve) | 2B236 |
| Tube (radiator by-pass water) | 8548 | Tube (trans. aux. shift control) | 7B145 |
| Tube (radiator shutter) | 8493 | Tube (trans. breather) | 7A246 |
| Tube (radiator shutter air cylinder to union) | 8A426 | Tube (trans. clutch & governor oil) | 7A170, 7A173, 7A174 |
| Tube (radiator shutter control) | 8B108 | Tube (trans. control valve body drive transfer) | 7-7755 |
| Tube (radiator shutter control cylinder to thermostat outlet hose cylinder end) | 8A208 | Tube (trans. control valve signal) | 7D319 |
| Tube (radiator shutter control cylinder to thermostat outlet hose end) | 8A209 | Tube (trans. front band servo oil) | 7D469 |
| Tube (radiator shutter control thermostat to union) | 8A427 | Tube (trans. governor first & reverse) | 7A209 |
| Tube (radiator shutter thermostat to brake booster line) | 8A205 | Tube (trans. governor oil) | 7A170 |
| Tube (radiator supply tank overflow) | 8-8058 | Tube (trans. oil cooler discharge to sump) | 7880 |
| Tube (radiator supply tank to eng.) | 8002 | Tube (trans. oil distributor) | 7D000 |
| Tube (radiator supply tank to eng. lower) | 8A356 | Tube (trans. oil pressure regulator compensator valve) | 7A206 |
| Tube (radiator supply tank to water pump) | 8A423 | Tube (trans. oil pressure regulator lubrication) | 7A208 |
| Tube (radiator to supply tank vent) | 8003 | Tube (trans. oil pressure regulator main control valve) | 7-7469 |
| Tube (rear axle differential control valve to manifold hose) | 4882 | Tube (trans. pitot front) | 7755 |
| Tube (rear axle lockout hose to cylinder) | 4407 | Tube (trans. rear oil pump inlet) | 7A160 |
| Tube (rear axle power divider control valve to air manifold) | 4327 | Tube (trans. rear oil pump outlet) | 7A204 |
| Tube (rear axle power divider differential lockout control valve to check valve) | 4-4490 | Tube (trans. shift air supply) | 7B291 |
| Tube (rear axle power divider differential lockout control valve to coupling hose) | 4486 | Tube (two-way check valve to trailer brake air protector valve) | 2-2538 |
| Tube (rear axle power divider differential lockout control valve to divider front) | 4415 | | |
| Tube (rear axle power divider differential lockout control valve to divider rear) | 4416 | | |

FORD TRUCK PARTS



Click Here To Order
BUY IT NOW!



INDEX

| PART NAME | GROUP NUMBER |
|---|------------------|
| T - cont'd. | |
| Tube (union to brake reservoir) | 2-2202 |
| Tube (union to trailer brake air protector valve) | 2538 |
| Tube (vacuum distributor) | 12226 |
| Tube (water by-pass) | 8548, 8555 |
| Tube (water by-pass engine to radiator) | 8B023 |
| Tube (windshield wiper motor air intake) | 17B484-7 |
| Tube assy. (air brake elbow) | 18722, 18733 |
| Tube assy. (air cleaner air intake) | 9A624 |
| Tube assy. (air cleaner intake) | 9C675 |
| Tube assy. (air compressor oil inlet) | 2908 |
| Tube assy. (air compressor to governor) | 2903 |
| Tube assy. (anti-backfire valve) | 9B291 |
| Tube assy. (anti-backfire valve inlet) | 9H559 |
| Tube assy. (brake booster control valve) | 2B147 |
| Tube assy. (brake booster control valve to tee) | 2B356 |
| Tube assy. (brake booster inlet second section) | 2A031 |
| Tube assy. (brake booster rear) | 2352 |
| Tube assy. (brake clutch master cylinder to slave cylinder) | 2-2443 |
| Tube assy. (brake cylinder connection) | 2286 |
| Tube assy. (brake differential valve to eng.) | 2B315 |
| Tube assy. (brake hydraulic straight) | 2K032 |
| Tube assy. (brake line) | 2265 |
| Tube assy. (brake master cylinder outlet rear) | 2B253 |
| Tube assy. (brake master cylinder to connector) | 2A040 |
| Tube assy. (brake master cylinder to front brake connector) | 2-2264 |
| Tube assy. (brake master cylinder to rear brake hose) | 2265 |
| Tube assy. (brake master cylinder to rear brake tube connector) | 2A199, 2-2271 |
| Tube assy. (brake tee to rear axle hose) | 2A284 |
| Tube assy. (brake tube connector to rear brake hose) | 2265 |
| Tube assy. (brake vacuum booster) | 2420 |
| Tube assy. (brake vacuum booster control valve to center control valve) | 2-2333 |
| Tube assy. (brake vacuum booster control valve to hydraulic cylinder) | 2-2337 |
| Tube assy. (brake vacuum booster outlet) | 2234 |
| Tube assy. (brake vacuum booster tee to front wheel tee) | 2A143 |
| Tube assy. (brake vacuum gauge) | 2A253 |
| Tube assy. (brake vacuum pump to check valve) | 2A486, 2A152 |
| Tube assy. (carb. air horn to governor) | 18214 |
| Tube assy. (carb. to manifold spacer inlet) | 9C523 |
| Tube assy. (carb. to manifold spacer outlet) | 9C524 |
| Tube assy. (clutch master cylinder to slave cylinder) | 7A512 |
| Tube assy. (eng. governor aux.) | 12B457 |
| Tube assy. (eng. governor to carb.) | 12B451 |
| Tube assy. (eng. oil level indicator) | 6754 |
| Tube assy. (eng. oil pump to screen) | 6612, 6615 |

| PART NAME | NUMBER |
|---|--------------------|
| T - cont'd. | |
| Tube assy. (eng. to air compressor water eng. end) | 2977 |
| Tube assy. (eng. to trans. front) | 7B094 |
| Tube assy. (eng. valve rocker arm shaft oil outlet) | 6588 |
| Tube assy. (exhaust air supply intermediate) | 9B480 |
| Tube assy. (exhaust air supply manifold rear) | 9B448 |
| Tube assy. (exhaust air supply pump upper) | 9B448 |
| Tube assy. (forward rear right wheel brake) | 2A217 |
| Tube assy. (front brake) | 2263-4 |
| Tube assy. (front brake cylinder connection) | 2A335 |
| Tube assy. (front brake hose to cylinder) | 2A361-2 |
| Tube assy. (front brake hose to tee) | 2A156 |
| Tube assy. (front wheel spindle connecting rod) | 3281 |
| Tube assy. (fuel filter to fuel pump) | 9C330 |
| Tube assy. (fuel filter to fuel reservoir) | 9F301 |
| Tube assy. (fuel injection pump) | 9A555, 9K541 |
| Tube assy. (fuel injection return to fuel tank) | 9D308 |
| Tube assy. (fuel injector leak-off) | 9A564 |
| Tube assy. (fuel line) | 2265 |
| Tube assy. (fuel pump to carb.) | 9369 |
| Tube assy. (fuel tank outlet) | 9236-7 |
| Tube assy. (fuel tank return rear) | 9C318 |
| Tube assy. (fuel tee to filter) | 9A564 |
| Tube assy. (fuel vapor expansion tank connection with flange) | 9A086 |
| Tube assy. (fuel vapor storage cannister purge outlet) | 9D667 |
| Tube assy. (fuel vapor tank to cannister-cross over) | 9D683 |
| Tube assy. (intake manifold air vent) | 9-9452-3, 9A464 |
| Tube assy. (left hand brake forward rear axle) | 2A218 |
| Tube assy. (master cylinder to rear brake hose) | 2A272 |
| Tube assy. (master cylinder to rear brake tube connector) | 2-2271 |
| Tube assy. (oil pressure indicator) | 9B278 |
| Tube assy. (P/S aux. reservoir) | 3F500 |
| Tube assy. (P/S cylinder connecting pressure) | 3D696 |
| Tube assy. (P/S cylinder front end plate to rear end plate) | 3495 |
| Tube assy. (P/S gear to cylinder) | 3F522 |
| Tube assy. (P/S left turn line) | 3-3492 |
| Tube assy. (P/S pressure line to pump) | 3836 |
| Tube assy. (P/S pressure line to valve) | 3494 |
| Tube assy. (P/S right turn line) | 3-3491 |
| Tube assy. (radiator shutter) | 8493 |
| Tube assy. (radiator shutter control) | 8493 |
| Tube assy. (radiator shutter control thermostat) | 8A096 |
| Tube assy. (radiator shutter control to air cylinder) | 8494 |
| Tube assy. (radiator supply tank vent rear) | 8A367 |
| Tube assy. (rear brake) | 2267-8 |
| Tube assy. (rear brake hose to valve) | 2B255 |
| Tube assy. (steering column) | 3514 |
| Tube assy. (tee to forward rear axle brake hose) | 2-2239, 2A283 |
| Tube assy. (tee to rear brake hose) | 2-2277 |
| Tube assy. (trans. gearshift) | 7212 |



Click Here To Order

BUY IT NOW!



INDEX

| PART NAME | GROUP NUMBER | PART NAME | NUMB |
|--|----------------|--|-----------------|
| T - cont'd. | | V - cont'd. | |
| Tube assy. (trans. oil cooler inlet & outlet) | 7A030-1 | Valve (brake master cylinder outlet check) | 2178 |
| Tube assy. (trans. oil filler) | 7A228 | Valve (brake pressure differential) | 2B257 |
| Tube assy. (vacuum pump to manifold) | 9413 | Valve (brake pressure metering) | 2B161 |
| Tube & bracket assy. (eng. crankcase vent inner) | 6759 | Valve (carb. accelerator pump discharge needle) | 9A516 |
| Tube & bracket assy. (trans. pitot rear) | 7761 | Valve (carb. float bowl vent) | 9D583, 9557 |
| Tube & bracket assy. (vacuum) | 12A163 | Valve (clutch master cylinder by-pass) | 7A712 |
| Tube & duct assy. (air cleaner air intake) | 9A673 | Valve (clutch master cylinder pressure) | 7A708 |
| Tube & hose repair kit (compressor to eng.) | 2912 | Valve (clutch master cylinder relief) | 7A751 |
| Tube & indicator assy. (eng. oil level) | 6B667 | Valve (eng. exhaust) | 6505 |
| Tube & seal repair kit (trans. air shift cylinder head end splitter) | 7B435 | Valve (eng. intake) | 6507 |
| Tube & seal repair kit (trans. high & low range air shift cylinder) | 7B436 | Valve (eng. oil filter by-pass) | 6836 |
| Tube & socket assy. (trans. gearshift) | 7209 | Valve (eng. positive crankcase vent P.C.V.) | 6A666 |
| Tube installation kit (oil pressure gauge) | 9F280 | Valve (exhaust thermostat control) | 9460 |
| Tube repair kit (brake booster) | 2420 | Valve (fuel pump) | 9358 |
| Tubing (air horn) | 13930 | Valve (heater temperature regulator) | 18502 |
| Tubing (bulk) | 2269 | Valve (power brake booster check) | 2365 |
| Tubing (rear axle shift control to lockout) | 4A282 | Valve (P/S gear piston poppet) | 3E622 |
| Tubing assy. (radiator shutter) | 8493 | Valve (starter motor air reservoir inlet) | 11205 |
| Tune-up kit (ignition) | 12405 | Valve (starter motor air reservoir relief) | 11207 |
| Turbine assy. (trans. converter) | 7920 | Valve (starter motor control) | 11199 |
| Turnbuckle (trans. shift rod) | 7E057, 7819 | Valve (starter motor relay) | 11201 |
| Turn kit (snow plow) | 19F502 | Valve (trans. aux. air shift) | 7312 |
| U | | Valve (trans. control) | 7C389 |
| "U" bolt (brake air reservoir to mounting bracket) | 2300 | Valve (trans. intermediate servo accumulator check) | 7D376 |
| "U" bolt (front spring) | 5455 | Valve (trans. main control rear pump check) | 7A127 |
| "U" bolt (muffler pipes) | 5A231 | Valve (trans. main oil pressure booster) | 7D003 |
| "U" bolt (rear spring) | 5705 | Valve (trans. manual control) | 7C389 |
| "U" bolt (steering shock absorber) | 3E654 | Valve (trans. oil pressure regulator front check) | 7A202 |
| "U" bolt (trans. gearshift selector tube bracket) | 7-7330 | Valve (trans. rear band servo check) | 7-7658 |
| Under coating | Δ | Valve (trans. shift cylinder cap) | 7B408 |
| Unit assy. (trans. overdrive free wheel) | 7675 | Valve assy. (air brake quick release) | 2A095, 18711 |
| Union assy. (air brake tubing) | 18763 | Valve assy. (air by-pass) | 9B289 |
| Universal joint kit (drive line) | 4635, 4712 | Valve assy. (A/C compressor high pressure) | 19A990 |
| Universal joint kit (front axle shaft) | 3249 | Valve assy. (A/C compressor low pressure) | 19752 |
| Universal joint kit (steering column coupling shaft slip yoke) | 3815 | Valve assy. (A/C evaporator expansion) | 19849 |
| Upholstery color reconditioners | Δ | Valve assy. (anti-backfire) | 9B289 |
| Used car reconditioning materials | Δ | Valve assy. (brake air foot control) | 2A270, 2886 |
| Utility portable lamp kit | 15A700 | Valve assy. (brake air hand control) | 2A747 |
| V | | Valve assy. (brake air hand control tractor equipment) | 2949 |
| Vacuum motor & bracket assy. (carb. air cleaner) | 9D612 | Valve assy. (brake air limiting control) | 2A208 |
| Valve (A/C compressor pressure relief) | 19D644 | Valve assy. (brake air pressure actuator) | 2B139 |
| Valve (air check) | 9961 | Valve assy. (brake air pressure regulator) | 2A435 |
| Valve (air horn control) | 13910 | Valve assy. (brake inverted relay) | 2B431 |
| Valve (brake air reservoir safety) | 2A550 | Valve assy. (brake moisture ejector) | 2A131 |
| Valve (brake booster control) | 2A238 | Valve assy. (brake reservoir) | 2A783 |
| Valve (brake booster cylinder outlet check) | 2178 | Valve assy. (brake two-way check tractor equipment) | 2575 |
| | | Valve assy. (brake vacuum pump oil check) | 2A563 |
| | | Valve assy. (cab safety tilt) | 5A388 |
| | | Valve assy. (carb. choke delay) | 12A091 |
| | | Valve assy. (carb. distributor vacuum spark) | 9B572 |

Δ Refer to page 1 of Paint Section

FORD TRUCK PARTS



Click Here To Order

BUY IT NOW!

100% SATISFACTION GUARANTEED

INDEX

| PART NAME | GROUP NUMBER |
|--|--------------------------|
| V - cont'd. | |
| Valve assy. (carb. spark control) | 9B572 |
| Valve assy. (distributor modulator) | 12A170 |
| Valve assy. (distributor vacuum control) | 12A091 |
| Valve assy. (distributor vacuum delay control) | 12A091 |
| Valve assy. (drain cock & bleed) | 8B295 |
| Valve assy. (eng. oil anti-drain back) | 6800 |
| Valve assy. (eng. P. C. V.) | 6A666 |
| Valve assy. (eng. primer) | 9189 |
| Valve assy. (eng. water filter) | 8A431 |
| Valve assy. (exhaust air supply check) | 9A487 |
| Valve assy. (exhaust air supply pump) | 9B479 |
| Valve assy. (exhaust thermostat control) | 9A427 |
| Valve assy. (fuel filter to fuel tank check) | 9K061 |
| Valve assy. (fuel pump) | 9352 |
| Valve assy. (fuel reservoir to fuel filter check) | 9A187 |
| Valve assy. (fuel shut-off) | 9189 |
| Valve assy. (fuel tank selector) | 9189 |
| Valve assy. (fuel tank selector solenoid) | 9189 |
| Valve assy. (fuel vapor) | 9B593 |
| Valve assy. (heater water control) | 18495 |
| Valve assy. (P/S control valve return port relief) | 3-3710 |
| Valve assy. (P/S drag link control) | 3A730 |
| Valve assy. (P/S gear control) | 3A730 |
| Valve assy. (P/S hydraulic control) | 3A730 |
| Valve assy. (P/S pressure relief) | 3B604 |
| Valve assy. (P/S pump) | 3A561 |
| Valve assy. (rear axle power divider differential lockout control) | 4484 |
| Valve assy. (rear wheel brake relay) | 2-2242, 2A449 |
| Valve assy. (rear wheel parking brake air control) | 2A622 |
| Valve assy. (rear wheel parking brake release) | 2A744 |
| Valve assy. (starter motor air reservoir inlet) | 11189 |
| Valve assy. (starter motor air reservoir recharging) | 11190 |
| Valve assy. (starter motor control) | 11500 |
| Valve assy. (starter motor relay) | 11450 |
| Valve assy. (tractor brake air protector) | 2951 |
| Valve assy. (trailer brake emergency air supply) | 2A224 |
| Valve assy. (trans. control) | 7D142, 7312, 7B408 |
| Valve assy. (trans. control slave) | 7D292 |
| Valve assy. (windshield washer) | 17A614 |
| Valve body & governor repair kit (trans.) | 7A100 |
| Valve & bracket assy. (distributor vacuum advance control) | 12A111 |
| Valve kit (cab lift pump soft parts) | 5A376 |
| Valve kit (carb. fuel inlet) | 9564 |
| Valve kit (P/S control valve return port relief) | 3E710 |
| Valve & link assy. (P/S hydraulic control) | 3304 |
| Valve & lever assy. (automatic air leveler) | 5A712 |
| Valve & plug assy. (trans. pressure regulator) | 7A135 |
| Valve & printed circuit assy. (throttle modulator) | 9E718 |
| Valve & push rod assy. (air brake foot control) | 2A456 |
| Valve repair kit (brake booster control) | 2C238 |
| Valve repair kit (brake moisture ejector) | 2B193 |

| PART NAME | GROUP NUMBER |
|---|----------------|
| V - cont'd. | |
| Valve repair kit (brake reservoir check) | 2B320 |
| Valve repair kit (brake vacuum booster poppet) | 2433 |
| Valve repair kit (P/S cylinder control) | 3A650 |
| Valve repair kit (P/S drag link control) | 3A650 |
| Valve repair kit (trans. control slave) | 7B435 |
| Valve repair kit (trans. gearshift lever control) | 7305 |
| Valve repair kit (trans. gearshift lever mounted control) | 7B435 |
| Valve repair kit (trans. range control) | 7B436 |
| Valve repair kit (trans. splitter control) | 7B435 |
| Valve replacement kit (cab lift pump) | 5A366 |
| Valve rod & plunger assy. (brake booster) | 2377 |
| Valve & seat assy. (carb. fuel inlet) | 9564 |
| Valve & spring repair kit (trans. front pump relief) | 7A135 |
| Vane (eng. oil pump rotor) | 6K629 |
| Vane (starter motor) | 11215 |
| Vane & bearing assy. (exhaust air supply pump) | 9B474 |
| Vent (front axle housing) | 4022 |
| Vent (rear axle housing) | 4022 |
| Vent (trans. air valve) | 7034 |
| Vent (trans. case) | 7034 |
| Vent (trans. gearshift housing) | 7034 |
| Vent (transfer case cover) | 7034 |
| Vent (transfer case output shaft bearing retainer) | 4022, 7034 |
| Vent assy. (fuel tank) | 9A082 |
| Vent assy. (steering gear housing) | 3556 |
| Vent assy. (trans. case) | 7034, 7B334 |
| Vent assy. (trans. rear cross shaft housing) | 7034 |
| Venturi (P/S pump) | 3760 |
| Voltmeter assy. (instrument cluster) | 10797 |

W

| | |
|--|--------|
| Warmer (truck interior) | 18A454 |
| Washer (air brake adjuster retaining) | 2130 |
| Washer (aux. trans. input shaft bearing retainer felt) | 7052 |
| Washer (battery cover spacer) | 10A821 |
| Washer (battery terminal corrosion arrestor) | 10A717 |
| Washer (brake adjusting screw flat) | 2052 |
| Washer (brake air booster control valve diaphragm) | 2372 |
| Washer (brake air chamber breather cap) | 2E488 |
| Washer (brake air chamber guide) | 2A417 |
| Washer (brake air chamber piston thrust) | 2A484 |
| Washer (brake booster body plug) | 2384 |
| Washer (brake booster fitting) | 2431 |
| Washer (brake shoe adjusting) | 2052 |
| Washer (brake shoe anchor pin) | 2029 |
| Washer (brake shoe hold down spring) | 2066 |
| Washer (brake slack adjuster inner) | 2130 |
| Washer (brake vacuum booster piston stop) | 2B023 |
| Washer (carb. choke rod seal) | 9C771 |



Click Here To Order

BUY IT NOW!



INDEX

| PART NAME | GROUP NUMBER | PART NAME | NUMBER |
|---|---------------|--|---------------|
| W - cont'd. | | W - cont'd. | |
| Washer (distributor driven gear thrust) | 12179 | Washer (P/S gear actuator thrust bearing) | 3E575 |
| Washer (distributor governor gear thrust) | 12484 | Washer (P/S gear adapter) | 3C559 |
| Washer (distributor primary terminal screw insulating) | 12234 | Washer (P/S gear ball return guide clip) | 3E615 |
| Washer (distributor shaft thrust upper) | 12179 | Washer (P/S gear control valve rod) | 3E583 |
| Washer (driveshaft universal joint knuckle dust cap) | 4342 | Washer (P/S gear cylinder piston valve seat) | 3D770 |
| Washer (eng. air cleaner element retaining bolt lock) | 9D607 | Washer (P/S gear housing side cover) | 3E626 |
| Washer (eng. camshaft gear) | 6258 | Washer (P/S gear sector cover backup seal) | 3E560 |
| Washer (eng. camshaft sprocket) | 6278 | Washer (P/S gear shaft & control adjusting screw backup seal) | 3C559 |
| Washer (eng. center main bearing thrust) | 6A341 | Washer (P/S gear valve assy. adjusting nut) | 3321 |
| Washer (eng. crankshaft pulley retaining) | 6A344, 6378 | Washer (P/S gear valve assy. thrust bearing inner) | 3321 |
| Washer (eng. cylinder head) | 6L015 | Washer (P/S gear valve assy. thrust bearing outer) | 3321 |
| Washer (eng. exhauster to cylinder block) | 6A532 | Washer (P/S gear valve assy. thrust bearing retaining) | 3321 |
| Washer (eng. push rod cover bolt) | 6570 | Washer (P/S gear valve control adjusting screw backup seal) | 3C559 |
| Washer (eng. valve rocker arm shaft) | 6590 | Washer (P/S gear valve cover backup seal) | 3C559 |
| Washer (eng. valve rocker arm shaft spring) | 6598 | Washer (P/S gear valve seal & bearing retainer) | 3E611 |
| Washer (eng. vibration damper to crankshaft) | 6378 | Washer (P/S gear worm locking screw) | 3E560 |
| Washer (flywheel mounted P.T.O. clutch release piston sleeve) | 7A728 | Washer (P/S gear worm seal retainer) | 3E611 |
| Washer (flywheel mounted P.T.O. housing cover seal) | 7A734 | Washer (P/S idler arm) | 3A758 |
| Washer (flywheel mounted P.T.O. piston guide sleeve opening plug) | 7A737 | Washer (P/S pump adjusting bracket) | 3-3638, 3D711 |
| Washer (front air brake camshaft thrust) | 2236 | Washer (P/S pump inlet) | 3E633 |
| Washer (front air brake shoe actuator lock) | 2B010 | Washer (radiator mounting bolt lock) | 8C002 |
| Washer (front axle differential side gear thrust) | 4228 | Washer (radiator support bracket) | 8K027 |
| Washer (front axle wheel bearing lock) | 3293 | Washer (rear air brake camshaft) | 2235 |
| Washer (front brake shoe retainer pin "C") | 2087 | Washer (rear axle bevel pinion spacer) | 4A062 |
| Washer (front brake shoe retaining pin) | 2053 | Washer (rear axle carrier to housing stud) | 4326 |
| Washer (front fender support bolt) | 16C016 | Washer (rear axle coupling shaft) | 4637 |
| Washer (front hub outer bearing retainer) | 1195 | Washer (rear axle cross shaft bearing) | 4129 |
| Washer (front shock absorber) | 18A065, 18073 | Washer (rear axle differential bearing cap bolt) | 4326 |
| Washer (front shock absorber stud) | 18039-40 | Washer (rear axle differential bearing cover bolt) | 4326 |
| Washer (fuel filter center bolt) | 9D317 | Washer (rear axle differential case bolts) | 4326 |
| Washer (fuel filter connection) | 9D317 | Washer (rear axle differential clutch) | 4215 |
| Washer (fuel injection pump inlet plug) | 9D537 | Washer (rear axle differential pinion thrust) | 4230 |
| Washer (fuel injector sealing) | 9E529 | Washer (rear axle differential side gear thrust) | 4228 |
| Washer (fuel pump discharge hose retainer gasket) | 9A364 | Washer (rear axle drive gear bearing) | 4545 |
| Washer (fuel pump mounting) | 9B351 | Washer (rear axle drive pinion flange) | 4329 |
| Washer (fuel pump rocker arm pin) | 9418 | Washer (rear axle drive pinion grease retainer) | 4019 |
| Washer (generator terminal screw insulating inner) | 10208 | Washer (rear axle drive pinion nut lock) | 4413 |
| Washer (high speed clutch plate thrust) | 4147 | Washer (rear axle drive pinion transfer gear) | 4586-7 |
| Washer (oil pressure gauge to cylinder block) | 9D296 | Washer (rear axle driving pinion) | 4637 |
| Washer (parking brake deflector reinforcement) | 2D614 | Washer (rear axle output flange to bearing) | 4319 |
| Washer (parking brake pinion bearing cage) | 2A614 | Washer (rear axle pinion bearing thrust) | 4667 |
| Washer (P/S cylinder control valve centering spring) | 3C517 | Washer (rear axle power divider clutch collar) | 4A097 |
| Washer (P/S cylinder eye lock) | 3B621 | Washer (rear axle power divider differential pinion) | 4430 |
| Washer (P/S cylinder piston rod outer) | 3A345 | Washer (rear axle power divider input shaft) | 4454 |
| Washer (P/S drag link control valve centering spring) | 3C517 | Washer (rear axle power divider input shaft rear bearing thrust) | 4435 |
| Washer (P/S gear actuator locking) | 3E573 | Washer (rear axle power divider input shaft thrust) | 4445 |
| | | Washer (rear axle power divider shift spring) | 4345 |
| | | Washer (rear axle power divider side gear thrust) | 4228 |
| | | Washer (rear axle ring gear to case bolts) | 4326 |

FORD TRUCK PARTS



Click Here To Order
BUY IT NOW!



INDEX

| PART NAME | GROUP NUMBER | PART NAME | NUMBER |
|---|--------------|---|------------------|
| W - cont'd. | | W - cont'd. | |
| Washer (rear axle shift fork push rod) | 4345 | Washer (trans. counter shaft retainer) | 7198 |
| Washer (rear axle shift fork seat) | 4390 | Washer (trans. counter shaft thrust) | 7119 |
| Washer (rear axle spur pinion shaft bearing adjusting) | 4A135 | Washer (trans. drain plug) | 7C208 |
| Washer (rear axle support case) | 4228 | Washer (trans. forward clutch hub thrust) | 7D090 |
| Washer (rear axle thru shaft bearing) | 4545 | Washer (trans. front carrier to center carrier thrust) | 7019 |
| Washer (rear axle torque arm compression) | 4368 | Washer (trans. front clutch hub to input shaft thrust) | 7-7577 |
| Washer (rear axle torque arm compression bolt) | 4A151 | Washer (trans. front clutch sun gear thrust front) | 7D484 |
| Washer (rear axle torque arm retaining) | 4610 | Washer (trans. front pump support thrust) | 7D014 |
| Washer (rear axle worm shaft spherical) | 4A131 | Washer (trans. front sun gear thrust) | 7019 |
| Washer (rear axle worm shaft thrust) | 4A130 | Washer (trans. front sun gear to center support thrust) | 7019 |
| Washer (rear brake air chamber guide) | 2A471 | Washer (trans. front sun gear to support thrust) | 7019 |
| Washer (rear brake air chamber thrust) | 2A479 | Washer (trans. gearshift arm thrust) | 7D363 |
| Washer (rear shock absorber stud) | 18039-40 | Washer (trans. gearshift lever seat) | 7C228 |
| Washer (rear spring front hanger pin) | 5A578 | Washer (trans. high gear) | 7069 |
| Washer (rear spring seat oil seal) | 5A619 | Washer (trans. input shaft bearing retainer) | 7063 |
| Washer (rear spring to axle bracket) | 5A526 | Washer (trans. input shaft thrust) | 7019 |
| Washer (rear spring "U" bolt) | 5A570 | Washer (trans. input shaft to splitter carrier) | 7-7684 |
| Washer (rear suspension hanger pin) | 5880 | Washer (trans. input shell thrust) | 7D066 |
| Washer (rear suspension load insulator) | 5897 | Washer (trans. intermediate brake drum thrust) | 7C096 |
| Washer (rear suspension support) | 5859 | Washer (trans. low speed gear) | 7069 |
| Washer (rear suspension support arm) | 5A552 | Washer (trans. main shaft gear) | 7173 |
| Washer (rear suspension torque arm end pin) | 5A602 | Washer (trans. main shaft gear fourth) | 7173 |
| Washer (rear wheel grease retainer) | 1180, 1247 | Washer (trans. main shaft range gear) | 7B334 |
| Washer (retaining plate bolt) | 1A092 | Washer (trans. main shaft thrust) | 7019 |
| Washer (retaining plate bolt locking hub) | 1A032 | Washer (trans. manual control outer lever) | 7-7255 |
| Washer (spotlamp switch bracket) | 15322 | Washer (trans. output shaft first, second & reverse) | 7173 |
| Washer (starter motor armature thrust) | 11036 | Washer (trans. output shaft first, second, third & reverse) | 7173 |
| Washer (starter motor bearing split) | 11425 | Washer (trans. output shaft first speed gear) | 7029, 7071 |
| Washer (starter motor driver gear thrust) | 11A075 | Washer (trans. output shaft first speed gear thrust) | 7029, 7071 |
| Washer (starter motor driveshaft thrust) | 11A076 | Washer (trans. output shaft first, third & reverse) | 7173 |
| Washer (starter motor field terminal) | 11093 | Washer (trans. output shaft flange lock bolt) | 7750 |
| Washer (starter motor field terminal insulating) | 11094 | Washer (trans. output shaft flange retaining) | 7-7752 |
| Washer (starter motor field terminal screw) | 11095 | Washer (trans. output shaft fourth speed gear thrust) | 7069, 7173 |
| Washer (steering drag link & tie rod grease retainer) | 3336 | Washer (trans. output shaft hub thrust) | 7D422 |
| Washer (steering gear worm sector thrust) | 3579 | Washer (trans. output shaft overdrive gear front) | 7117 |
| Washer (steering shaft coupling bolt) | 3C660 | Washer (trans. output shaft overdrive gear lock) | 7A655 |
| Washer (trans. aux. main shaft hole gear) | 7B334 | Washer (trans. output shaft planet gear thrust) | 7A242 |
| Washer (trans. aux. main shaft range) | 7B334 | Washer (trans. output shaft rear bearing) | 7029, 7063, 7173 |
| Washer (trans. aux. output shaft reduction gear) | 7B334 | Washer (trans. output shaft rear bearing retainer) | 7029 |
| Washer (trans. aux. rear drive gear) | 7B334 | Washer (trans. output shaft second & fifth) | 7173 |
| Washer (trans. aux. reduction gear) | 7117 | Washer (trans. output shaft second speed gear) | 7069, 7071 |
| Washer (trans. case stud lock) | 7C208 | Washer (trans. output shaft second speed gear thrust) | 7056 |
| Washer (trans. charging oil pump thrust) | 7D014 | Washer (trans. output shaft third speed gear thrust) | 7117 |
| Washer (trans. constant mesh low gear) | 7071 | | |
| Washer (trans. converter impeller thrust) | 7A812 | | |
| Washer (trans. converter reactor thrust primary) | 7937 | | |
| Washer (trans. converter stator rear & intermediate thrust) | 7937 | | |
| Washer (trans. counter shaft cluster gear thrust) | 7119 | | |
| Washer (trans. counter shaft gear thrust) | 7119 | | |
| Washer (trans. counter shaft nut) | 7B196 | | |
| Washer (trans. counter shaft rear bearing retaining) | 7B196 | | |



Click Here To Order

BUY IT NOW!



INDEX

| PART NAME | GROUP NUMBER | PART NAME | NUM |
|---|------------------------|--|-------------------|
| W - cont'd. | | W - cont'd. | |
| Washer (trans. output shaft thrust) | 7071, 7117, 7173 | Weight (carb. float pendulum) | 9H545 |
| Washer (trans. output shaft thrust front) | 7-7067, 7A385 | Weight (carb. pump discharge ball) | 9B511 |
| Washer (trans. output shaft thrust rear) | 7B368 | Weight (distributor eng. governor) | 12498 |
| Washer (trans. planet carrier thrust) | 7A166 | Weight (eng. governor) | 18210 |
| Washer (trans. primary sun gear to rear brake drum thrust rear) | 7C096 | Weight (trans. converter cover balance) | 7955 |
| Washer (trans. primary to secondary sun gear thrust front) | 7-7545 | Weight (wheel balance) | 1040 |
| Washer (trans. rear carrier spacer) | 7A385 | Weight assy. (distributor) | 12188 |
| Washer (trans. reduction gear) | 7117 | Weight & bushing assy. (distributor eng. governor) | 12493 |
| Washer (trans. reverse drum to case) | 7D072 | Wheel assy. | 1007 |
| Washer (trans. reverse idler) | 7482 | Wheel assy. (A/C blower motor) | 19834 |
| Washer (trans. reverse idler gear bushing thrust) | 7728 | Wheel assy. (cast) | 1030 |
| Washer (trans. reverse idler gear thrust) | 7029, 7728 | Wheel assy. (disc) | 1015 |
| Washer (trans. reverse idler sleeve) | 7067 | Wheel assy. (heater blower motor) | 19834 |
| Washer (trans. reverse sun gear thrust) | 7-7790 | Wheel assy. (steering) | 3600 |
| Washer (trans. secondary sun gear thrust) | 7A166, 7-7524 | Wick (distributor shaft) | 12133 |
| Washer (trans. shift cylinder piston stop sleeve) | 7C090 | Wick (starter motor armature shaft bearing oil) | 11A077 |
| Washer (trans. splitter main shaft thrust) | 7019 | Winch kit (bumper mounted) | 19E536 |
| Washer (trans. sun gear shaft thrust) | 7C415 | Wiper assy. (rear axle shaft) | 1174 |
| Washer (trans. throttle control outer lever) | 7-7271 | Wire (alternator regulator to relay) | 10A368 |
| Washer (trans. turbine shaft thrust) | 7D090 | Wire (carb. governor diaphragm cover seal) | 9990 |
| Washer (trans. turbine to converter cover forward thrust) | 7962 | Wire (ignition circuit to overdrive relay) | 7A199 |
| Washer (transfer case direct drive gear) | 7067 | Wire (instrument cluster ground) | 10B992 |
| Washer (transfer case front output shaft gear thrust) | 7067 | Wire (rear spring seat end bolt) | 5A580 |
| Washer (transfer case input shaft rear bearing) | 7067 | Wire assy. (accessory feed) | 14A318 |
| Washer (universal joint knuckle dust cap) | 4819 | Wire assy. (alternator ground extension) | 10C320 |
| Washer kit (brake air chamber) | 2F488-9 | Wire assy. (backup lamp switch extension) | 15A545 |
| Washer kit (trans. output shaft) | 7173 | Wire assy. (backup lamp switch to rear lamp feed) | 15525 |
| Washer repair kit (trans. converter stator & impeller thrust) | 7937 | Wire assy. (body main extension) | 14A333 |
| Washer repair kit (trans. reverse clutch thrust) | 7D091 | Wire assy. (brake vacuum gauge) | 2A204 |
| Washer spring (trans. gearshift lever socket to tube anti-vibrator) | 7C228 | Wire assy. (brake warning lamp) | 10K845 |
| Waxes | Δ | Wire assy. (brake warning lamp exterior) | 2B324 |
| Weatherstrip (front fender to wheelhouse) | 16277 | Wire assy. (cargo lamp socket) | 13796 |
| Weatherstrip (radiator splash rear shield) | 8B004, 8A480 | Wire assy. (charge indicator) | 10A665 |
| Weatherstrip (radiator splash rear shield side) | 8B043 | Wire assy. (cigar lighter to fuse panel) | 15A046 |
| Wedge (air brake actuating) | 2B201, 2B210 | Wire assy. (courtesy lamp) | 13B711, 13A724 |
| Wedge (brake shoe actuating) | 2B201 | Wire assy. (courtesy lamp feed) | 13B712 |
| Wedge (brake stop boot repair kit) | 2B213 | Wire assy. (dash panel to eng. gauge feed) | 14289 |
| Wedge (front axle spring seat) | 5A313 | Wire assy. (dash panel to headlamp junction) | 14290 |
| Wedge (rear axle spring seat) | 4356-7, 5A313 | Wire assy. (distributor breaker ground) | 12264 |
| Wedge assy. (front air brake actuating) | 2B000 | Wire assy. (distributor primary terminal) | 12216 |
| Wedge assy. (rear air brake actuating) | 2B024 | Wire assy. (distributor to spark plug radio resistance) | 12286 |
| | | Wire assy. (dome lamp feed) | 14334 |
| | | Wire assy. (dome lamp ground) | 13A743 |
| | | Wire assy. (electro vacuum windshield wiper pump to ignition switch) | 14676 |
| | | Wire assy. (eng. block heater) | 6B018 |
| | | Wire assy. (eng. gauge feed jumper) | 14A219 |
| | | Wire assy. (fuel gauge tank unit ground) | 14176 |
| | | Wire assy. (fuel pump feed) | 9A400 |
| | | Wire assy. (fuel valve feed) | 9E306 |
| | | Wire assy. (heater switch to fuse panel) | 14323 |
| | | Wire assy. (horn) | 13N866 |
| | | Wire assy. (horn connecting) | 14672 |
| | | Wire assy. (horn jumper) | 13A840 |
| | | Wire assy. (horn relay to horn) | 13A804 |

Δ Refer to page 1 of Paint Section

FORD TRUCK PARTS



Click Here To Order

BUY IT NOW!

100% SATISFACTION GUARANTEED

INDEX

| PART NAME | GROUP NUMBER | PART NAME | GROUP NUMBER |
|---|----------------|---|---------------|
| W- cont'd. | | W- cont'd. | |
| Wire assy. (horn switch) | 14308 | Wiring assy. (A/C clutch coil lead) | 19B573 |
| Wire assy. (ignition coil) | 14A035 | Wiring assy. (A/C switch to ignition) | 19C603 |
| Wire assy. (ignition coil ground) | 12A069 | Wiring assy. (A/C thermostat to clutch) | 19A885 |
| Wire assy. (ignition coil resistor) | 12336 | Wiring assy. (alternator to voltage regulator) | 14305 |
| Wire assy. (ignition current amplifier extension) | 12045 | Wiring assy. (brake low air pressure switch connector) | 2K146 |
| Wire assy. (ignition feed) | 14313 | Wiring assy. (camper lamp feed) | 19A527 |
| Wire assy. (ignition jumper) | 12060 | Wiring assy. (camper trailer lamp feed) | 13A576 |
| Wire assy. (ignition switch to low air pressure buzzer) | 14345 | Wiring assy. (carb. emission control solenoid) | 9D857 |
| Wire assy. (instrument cluster) | 9272 | Wiring assy. (cargo lamp) | 13A709 |
| Wire assy. (intake manifold heater extension) | 9A473 | Wiring assy. (charge indicator) | 10A665 |
| Wire assy. (interior lamp feed jumper) | 13A718 | Wiring assy. (charge indicator feed) | 10A766 |
| Wire assy. (interior lamp lighting) | 13796 | Wiring assy. (courtesy lamp) | 13A709 |
| Wire assy. (low air pressure buzzer to buzzer switch) | 14346 | Wiring assy. (eng. block heater) | 18501 |
| Wire assy. (main rear) | 14N104 | Wiring assy. (dash panel to ballast terminal transistorized ignition) | 14A273 |
| Wire assy. (marker lamp switch to headlamp switch) | 15A405 | Wiring assy. (dash panel to eng.) | 14398 |
| Wire assy. (marker lamp to switch) | 15A406-7 | Wiring assy. (dash panel to rear axle solenoid) | 14668 |
| Wire assy. (overdrive harness to ignition coil) | 14381 | Wiring assy. (emergency brake safety warning system) | 13A427 |
| Wire assy. (parking lamp ground) | 13A227, 13A277 | Wiring assy. (eng. to frame) | 14324 |
| Wire assy. (rear lamp ground) | 13A455 | Wiring assy. (fuel pump) | 9A350 |
| Wire assy. (spotlight feed) | 15A300 | Wiring assy. (fuel shut-off solenoid feed) | 9A451 |
| Wire assy. (spotlight switch jumper) | 15689 | Wiring assy. (fuel tank sender) | 14406 |
| Wire assy. (starter motor circuit jumper) | 12638 | Wiring assy. (generator to voltage regulator) | 14305 |
| Wire assy. (starter motor circuit jumper extension) | 11A103 | Wiring assy. (glow plug switch to glow plug) | 9A451 |
| Wire assy. (starter motor relay ground) | 11A060 | Wiring assy. (headlamp) | 13A006 |
| Wire assy. (starter motor relay jumper) | 11A001 | Wiring assy. (headlamp leads) | 13076, 13105 |
| Wire assy. (starter motor relay to circuit breaker) | 14A237 | Wiring assy. (heater blower motor feed) | 18B574 |
| Wire assy. (stop lamp switch) | 13A411 | Wiring assy. (heater blower motor switch feed) | 18B303 |
| Wire assy. (stop lamp switch relay) | 13A573 | Wiring assy. (heater blower switch jumper) | 18A336 |
| Wire assy. (tachometer lamp) | 14064 | Wiring assy. (heater coil negative) | 18B520 |
| Wire assy. (throttle modulator control) | 9E724 | Wiring assy. (heater coil positive) | 18B517 |
| Wire assy. (throttle modulator valve ground) | 9E717 | Wiring assy. (heater overheat switch) | 18B519 |
| Wire assy. (trans. retarder oil temperature warning signal) | 7A389 | Wiring assy. (heater switch to blower motor) | 18A586 |
| Wire assy. (trans. retarder oil temperature warning signal connector) | 7A391 | Wiring assy. (ignition coil to distributor high tension) | 12298 |
| Wire assy. (turn indicator) | 13A357 | Wiring assy. (ignition relay to starting motor relay) | 14A195 |
| Wire assy. (turn indicator extension) | 13B308 | Wiring assy. (ignition switch to fuel pump switch) | 9A342 |
| Wire assy. (turn indicator jumper) | 13A318 | Wiring assy. (ignition switch to heater switch) | 11A572 |
| Wire assy. (voltage regulator extension) | 10A545 | Wiring assy. (instrument cluster feed) | 10817 |
| Wire assy. (water temperature indicator) | 10B886 | Wiring assy. (instrument panel) | 14A032, 14444 |
| Wire & brush assy. (windshield wiper motor) | 17A476 | Wiring assy. (instrument panel to dash panel) | 14401 |
| Wire set (spark plug) | 12259 | Wiring assy. (instrument panel to trailer lamp) | 14271 |
| Wire & socket assy. (ash receptical lamp) | 13A726 | Wiring assy. (intake manifold heater plug) | 9C479 |
| Wire & socket assy. (brake air pressure gauge) | 14698 | Wiring assy. (interior lamp) | 13A709 |
| Wire terminal kit | 14294 | Wiring assy. (license lamp connector) | 13A441 |
| Wiring (bulk) | 14296 | Wiring assy. (license lamp connector) | 10A920 |
| Wiring (instrument cluster) | 10B942 | Wiring assy. (low vacuum warning indicator) | 14A411 |
| Wiring (oil pressure indicator) | 10A997 | Wiring assy. (main jumper) | 15A410 |
| Wiring (oil pressure indicator sender) | 10A998 | Wiring assy. (marker lamp front to rear) | 15A411-2 |
| Wiring (oil pressure & water temperature indicator sender) | 10A998 | Wiring assy. (marker lamp platform) | 15A404 |
| Wiring (water temperature indicator) | 10A997 | Wiring assy. (marker lamp to switch) | 10A766 |
| Wiring (water temperature indicator sender) | 10A998 | Wiring assy. (oil pressure indicator feed) | 9A281 |
| Wiring assy. (A/C blower motor feed) | 19949 | Wiring assy. (oil pressure indicator switch to relay) | 10C851 |
| | | Wiring assy. (parking brake warning indicator jumper) | |

PAINTS, THINNERS, ETC.
CANADIAN USAGE



| DESCRIPTION | PART NUMBER |
|---|----------------|
| BLACK FINISHES | |
| Chassis black enamel (dull)-16 oz. spray bomb | CD2AZ 19500-AJ |
| ENGINE RECONDITIONING - PAINT | |
| Clear-1 gal. | EP 50-G |
| Silver-1 qt. | EPC 1004-C |
| Ford black-1 qt. | EP 1724-C |
| Ford black-1 gal. | EP 1724-G |
| Corporate blue-1 qt. (U.S.) | EP 2075-C |
| Corporate blue enamel-16 oz. spraybomb | CD2AZ 19500-AB |
| THINNERS and REDUCERS | |
| Lacquer thinner #600 (fast dry)-minor repair | |
| -1 qt. * | CC5AZ 19566-A |
| -1 gal. * | CC5AZ 19566-B |
| Lacquer thinner #650 (normal dry)-major repairs | |
| -1 qt. * | CC5AZ 19566-C |
| -1 gal. * | CC5AZ 19566-D |
| Lacquer thinner (exc. acrylic lacquers) | |
| -1 gal. | CBM 19567-C |
| -5 gal. | CBM 19567-A |
| Enamel reducer (for AE60 acrylic enamels)-1 gal. can (U.S.) | DL60 647-A |
| Alkyd enamel reducers- | |
| Hot & humid weather-1 gal. | CC0AZ 19566-A |
| -5 gal. | CC0AZ 19566-B |
| Fast drying below 70° F.-1 gal. | CBJ 19566-A |
| -5 gal. | CBJ 19566-B |
| Normal drying above 70° F.-1 gal. | CC5AZ 19566-E |
| -5 gal. | CC5AZ 19566-F |
| Leveller (over spray)-12 oz. spray can | CB7A 19500-Y |
| Silicone Decontaminant (Fish Eye Killer)-32 oz. can | AE60 649-A |
| Sila Chek-Silicone Decontaminant (Fish Eye Eliminator)-for acrylic enamel & lacquer-2 oz. | CD2AZ 649-A |
| Solvent retarder-general purpose--(for slowing evaporating time of acrylic lacquer or enamel thinners & reducers)-1 gal. can (U.S.) | AR60 648-C |
| Final car wash-thinner used to wash vehicle prior to painting-1 gal. | CD2AZ 19566-A |

| DESCRIPTION | PART NUMBER |
|---|---------------|
| SEALERS and UNDERCOATS | |
| Primer surfacers | |
| --red -1 qt. | CB9CZ 19574-A |
| --red -1 gal. | CB9CZ 19574-B |
| --gray-1 qt. | CB9CZ 19568-A |
| --gray-1 gal. | CB9CZ 19568-B |
| Lacquer primer-surfacer | |
| --dark gray-1 gal. (U.S.) | M6J 12-D |
| --red -1 gal. (U.S.) | M6J 13-D |
| Primer surfacer (for baked enamel or lacquer)-12 oz. spray can | CB7A 19500-W |
| Primer sealers | |
| --Mid coat red -1 qt. | CC5AZ 19568-A |
| --Mid coat red -1 gal. | CC5AZ 19568-B |
| --Mid coat gray-1 qt. | CC5AZ 19574-A |
| --Mid coat gray-1 gal. | CC5AZ 19574-B |
| Sealer, acrylic enamel (non-sanding)--red-1 gal. (U.S.) | DL60 13-A |
| Sealer, acrylic lacquer (non-sanding)--gray-1 gal. (U.S.) | AR60 13-A |
| Interior primer-interior parts of electron cure coated ABS plastic-16 oz. spray can | D1AZ 19000-A |
| RUBBING COMPOUNDS | |
| Acrylic rubbing compound-1 qt. (U.S.)-repl. by AR60 3789-B (10-74) | *AR60 3789-A |
| Mechanical wheel polishing compound-1 gal. can (U.S.) | AR60 3789-B |
| Acrylic enamel rubbing compound-3 lb. tin | CD2AZ 3789-A |
| SPECIALTIES | |
| Silicone & wax remover | |
| -1 qt. | CBM 19561-A |
| -1 gal. | CBM 19561-B |
| -1 gal. (U.S.) | DL60 3721-A |
| Acrylic lacquer (clear)-1 qt. (U.S.) | AR60 50-C |

* For Canadian made acrylic paints only

FORD TRUCK PARTS



INTERIOR PAINTS

| 2ND DIGIT TRIM CODE | YEAR | COLOR NAME | PART NUMBER | 2ND DIGIT TRIM CODE | YEAR | COLOR NAME | PART NUMBER |
|---------------------|------|------------|-------------|---------------------|------|------------|-------------|
|---------------------|------|------------|-------------|---------------------|------|------------|-------------|

PASSENGER AREA - LACQUER 6 OZ. SPRAY U.S. USAGE

| | | | | | | | |
|---|-------|-------------------------|------------|---|-----|-------------------------|------------|
| A | 70/ | Black | M4J 1724-S | F | 71/ | Ginger (Medium) | M4J 3605-S |
| A | 70/ | Charcoal Black Metallic | M4J 2083-S | F | 71/ | Ginger (Dark) | M4J 3606-S |
| B | 70/71 | Blue Metallic (Medium) | M4J 4000-S | R | 71/ | Green Metallic (Medium) | M4J 4004-S |
| D | 72 | Red Metallic (Dark) | M4J 4020-S | | | | |

PASSENGER AREA - LACQUER - 15 OZ. SPRAY CAN U.S. and CANADIAN USAGE

| | | | | | | | |
|---|-------|-------------------------|------------|---|-----|-------------------------|------------|
| A | 70/ | Black | M4J 1724-P | F | 71/ | Ginger (Medium) | M4J 3605-P |
| A | 70/ | Charcoal Black Metallic | M4J 2083-P | F | 71/ | Ginger (Dark) | M4J 3606-P |
| | | | | R | 71/ | Green Metallic (Medium) | M4J 4004-P |
| B | 70/71 | Blue Metallic (Medium) | M4J 4000-P | | | | |
| B | 72 | Blue Metallic (Medium) | M4J 4021-P | W | 70/ | White | M4J 3290-P |
| D | 72 | Red Metallic (Dark) | M4J 4020-P | | | | |

PASSENGER AREA - ENAMEL - 1/2 PINT CAN CANADIAN USAGE

| 1ST DIGIT TRIM CODE | YEAR | COLOR NAME | PART NUMBER | 1ST DIGIT TRIM CODE | YEAR | COLOR NAME | PART NUMBER |
|---------------------|------|------------|--------------|---------------------|------|------------|-------------|
| 6 | 65 | Black | M21J 1724-SE | | | | |

| 2ND DIGIT TRIM CODE | YEAR | COLOR NAME | PART NUMBER | 2ND DIGIT TRIM CODE | YEAR | COLOR NAME | PART NUMBER |
|---------------------|-------|-------------------------|--------------|---------------------|-------|-----------------------------|-------------|
| A | 70/71 | Black | M21J 1724-SE | G | 70 | Ivy Green Metallic (Light) | M1J 3640 |
| A | 70/71 | Charcoal Black Metallic | M1J 2083 | G | 70 | Ivy Green Metallic (Medium) | M1J 3608 |
| B | 70/ | Blue (Light) | M1J 1867 | P | 72 | Gray (Light) | M1J 4013 |
| B | 70/71 | Blue Metallic (Light) | M1J 1842 | | | | |
| B | 71 | Blue Metallic (Medium) | M1J 4000 | R | 71 | Green Metallic (Medium) | M1J 4004 |
| B | 72 | Blue Metallic (Medium) | M1J 4021 | R | 72 | Green Metallic (Light) | M1J 4003 |
| | | | | R | 72 | Green (Light) | M1J 4014 |
| D | 70/71 | Red Metallic (Dark) | M1J 3602 | U | 70/71 | Parchment (Light) | M1J 2085 |
| D | 72 | Red Metallic (Dark) | M1J 4020 | | | | |
| F | 71 | Ginger (Medium) | M1J 3605 | W | 70/71 | White | M1J 3290 |
| F | 71 | Ginger (Dark) | M1J 3606 | | | | |
| F | 72 | Ginger (Light) | M1J 4012 | Y | 70 | Nugget (Medium) | M1J 3356 |

| YEAR | COLOR NAME | PART NUMBER | YEAR | COLOR NAME | PART NUMBER |
|------|------------|-------------|------|------------|-------------|
|------|------------|-------------|------|------------|-------------|

• ORGANOSOL VINYL ENAMEL - 1 QUART CAN U.S. and CANADIAN USAGE

| | | | | | |
|----|-------------------------|-----------|----|-------------------------|-----------|
| 72 | Blue Metallic (Medium) | VO 4021-C | 72 | Ginger Metallic | VO 3605-C |
| 72 | Charcoal Black Metallic | VO 2083-C | 72 | Green Metallic (Medium) | VO 4004-C |

• (Low Bake) - For Resurfacing Interior Textured or Smooth Steel Surface.

January, 1975

COPYRIGHT © 1975— FORD MARKETING CORPORATION —DEARBORN, MICHIGAN

FINAL ISSUE

LACQUERS and SYNTHETIC ENA

EXTERIOR PAINTS



| C O D E | YEAR | NAME * SHOWN ON WARRANTY PLATE | U.S. | | | | CANADA | | | |
|-----------------------|-------|---------------------------------------|-------------|------------------------------|---|---|------------------------------|--------------------------------|-------------|--|
| | | | PART NUMBER | | C | S | PART NUMBER | | PART NUMBER | |
| | | | 3-OZ. | SUFFIX 6 OZ. QT. SPRAY | | | ALKYD ENAMEL QT. (40 OZ.) | ACRYLIC ENAMEL QT. (32 OZ.) | | |
| ACRYLIC ENAMEL | | | | | | | | | | |
| 1 | 71/ | Calypso Coral | AE60 1730-A | | C | S | M1J 1730 | | AE60 1730-C | |
| 2 | 69 | Medium Beige (Econoline) | | | | | M1J 1878 | | | |
| 2 | 69 | Light Ivy Yellow (except Econoline) | AE60 3071-A | | | S | M1J 3071 | | | |
| 2 | 70 | | | | | | | | | |
| 2 | 71 | Medium Goldenrod Yellow | AE60 3492-A | | C | S | M1J 3492 | | AE60 3492-C | |
| 2 | 72 | Maroon | AE60 3059-A | | C | S | M1J 3059 | | AE60 3059-C | |
| 3 | 65 | Vermillion (Econoline) | AE60 1730-A | | C | S | M1J 1730 | | AE60 1730-C | |
| 3 | 69 | Calypso Coral | AE60 1730-A | | C | S | M1J 1730 | | AE60 1730-C | |
| 3 | 70 | Light Green | | | | | M1J 3471 | | | |
| 3 | 71/ | Medium Bright Aqua | AE60 5006-A | | C | S | M1J 5006 | | AE60 5006-C | |
| 4 | 69 | Light Ivy Green Metallic | | | | | M1J 3069 | | | |
| 4 | 70 | Light Ivy Green | | | | | M1J 3416 | | | |
| 4 | 71 | Dark Red | AE60 3426-A | | C | S | M1J 3426 | | AE60 3426-C | |
| 4 | 72 | Grabber Blue | AE60 3657-A | | C | S | M1J 3657 | | AE60 3657-C | |
| 5 | 70 | Platinum | AE60 921-A | | C | S | M30J 921-SE | | AE60 921-C | |
| 5 | 72 | Bright Yellow | AE60 3470-A | | | S | M1J 3470 | | | |
| 6 | 67/69 | Light Beige | AE60 1631-A | | | S | M1J 1631 | | | |
| 6 | 71/ | Bright Medium Blue | AE60 5004-A | | C | S | M1J 5004 | | AE60 5004-C | |
| 7 | 67/ | Dark Blue | AE60 2098-A | | C | S | M1J 2098 | | AE60 2098-C | |
| 8 | 72 | Yellow | AE60 3341-A | | C | S | M1J 3341 | | AE60 3341-C | |
| A | 64/71 | Black | AE60 1724-A | | C | S | M30J 1724-SE | | AE60 1724-C | |
| B | 65 | Black (Canada only) | | | | | M30J 1724-SE | | | |
| B | 64/66 | Turquoise | | | | | M1J 556 | | | |
| B | 69 | (Econoline) | | | | | | | | |
| B | 68 | Maroon | AE60 3059-A | | C | S | M1J 3059 | | AE60 3059-C | |
| B | 69 | (Except Econoline) | | | | | | | | |
| B | 70 | | | | | | | | | |
| B | 71 | Medium Blue Metallic | AE60 5108-A | | C | S | M1J 5108 | | AE60 5108-C | |
| B | 72 | Light Blue | AE60 3429-A | | C | S | M1J 3429 | | AE60 3429-C | |
| C | 64/ | Pure White | AE60 1525-A | | C | S | | | AE60 1525-C | |
| D | 69/ | Light Gold | AE60 3439-A | | C | S | M1J 3439 | | AE60 3439-C | |
| E | 68/71 | Light Blue | AE60 1906-A | | | S | M1J 1906 | | | |
| E | 72 | Medium Blue Metallic | AE60 5087-A | | C | S | M1J 5087 | | AE60 5087-C | |

FORD TRUCK PARTS

LACQUERS and SYNTHETIC ENAMELS EXTERIOR PAINTS



| C O D E | Y E A R | N A M E * SHOWN ON WARRANTY PLATE | U.S. | | | | CANADA | |
|-----------------------|------------------|---|---------------------|---------|---|------------------------------|--------------------------------|-------------|
| | | | P A R T N U M B E R | | S U F F I X 6 OZ. Q T. S P R A Y | P A R T N U M B E R | P A R T N U M B E R | |
| | | | 3-OZ. | | | ALKYD ENAMEL QT. (40 OZ.) | ACRYLIC ENAMEL QT. (32 OZ.) | |
| ACRYLIC ENAMEL | | | | | | | | |
| F | 65/67 | Light Blue | | | | | M1J 1226 | |
| F | 69 | | | | | | | |
| F | 70/71 | Light Beige | AE60 | 3466 | | S | M1J 3466 | |
| F | 72 | Light Green | AE60 | 5058-A | C | S | M1J 5058 | AE60 5058-C |
| G | 64/ | Chrome Yellow | AE60 | 1526-A | C | S | | AE60 1526-C |
| H | 65 | Light Blue (Canada only) | | | | | M1J 1226 | |
| H | 69 | Medium Copper Orange | AE60 | 3218 | | C | M1J 3218 | AE60 3218-C |
| H | 70 | Medium Ivy Green | | | | | M1J 3414 | |
| H | 71/ | Medium Beige | AE60 | 3569-A | C | S | M1J 3569 | AE60 3569-C |
| I | 70 | Medium Lime Metallic | AE60 | 2041-A | | S | M1J 2041 | |
| J | 64/69 | Red | AE60 | 1515-A | C | S | M30J 1515-SE | AE60 1515-C |
| J | 70 | (Heavy Truck) | | | | | | |
| J | 71/ | | | | | | | |
| J | 70 | Grabber Blue (F100/250-Explorer) | AE60 | 3657-A | C | S | M1J 3657 | AE60 3657-C |
| K | 69 | Yellow | | | | | M1J 3217 | |
| K | 71 | Medium Ivy Green | AE60 | 3150-A | C | S | M1J 3150 | AE60 3150-C |
| K | 72 | (Econoline) | | | | | | |
| K | 72 | Medium Goldenrod Yellow (exc. Econoline) | AE60 | 3492-A | C | S | M1J 3492 | AE60 3492-C |
| L | 64/ | Dark Green | AE60 | 1237-A | C | S | M30J 1237-SE | AE60 1237-C |
| M | 64/ | White | AE60 | 1619-A | C | S | M1J 1619 | AE60 1619-C |
| M | 65 | Twilight Turquoise (Canada only) | | | | | M1J 1731 | |
| N | 69 | Medium Beige Metallic (Econoline) | | | | | M1J 1911 | |
| N | 69 | Dark Green (except Econoline) | | | | | M1J 3282 | |
| N | 70 | | | | | | | |
| N | 71/ | Platinum | AE60 | 921-A | C | S | M30J 921-SE | AE60 921-C |
| O | 71 | Light Green | AE60 | 3472-A | | S | M1J 3472 | |
| O | 72 | Medium Green Metallic | AE60 | 5187-A | C | S | M1J 5187 | AE60 5187-C |
| P | 65 | Champagne Beige (Canada only) | | | | | M1J 1737 | |
| P | 68/70 | Medium Ivy Green | AE60 | 3150-A | C | S | M1J 3150 | AE60 3150-C |
| P | 71/ | Medium Green Metallic | AE60 | 3462-A | C | S | M1J 3462 | AE60 3462-C |
| Q | 67 | Medium Blue Metallic | AE60 | 1624-A | C | S | M1J 1624 | AE60 1624-C |
| Q | 69/70 | | | | | | | |
| Q | 71 | Medium Blue Metallic | AE60 | 3064-AA | | SA | M1J 3064-CA | |
| Q | 72 | Light Yellow Green | AE60 | 5060-A | C | S | M1J 5060 | AE60 5060-C |

January, 1975

COPYRIGHT © 1975—

FORD MARKETING CORPORATION

—DEARBORN, MICHIGAN

FINAL ISSUE



LACQUER and SYNTHETIC ENAMEL EXTERIOR PAINTS

| CODE | YEAR | NAME * SHOWN ON WARRANTY PLATE | U.S. | | | | CANADA | |
|-----------------------|-------|---|-------------|--------|--------|-------------|------------------------------|--------------------------------|
| | | | PART NUMBER | | SUFFIX | | PART NUMBER | PART NUMBER |
| | | | 3-OZ. | | QT. | 6 OZ. SPRAY | ALKYD ENAMEL QT. (40 OZ.) | ACRYLIC ENAMEL QT. (32 OZ.) |
| ACRYLIC ENAMEL | | | | | | | | |
| R | 65 | Red (Canada only) | | | | | M30J 1515-SE | |
| R | 69 | Light Ivy | | | | | MIJ 3125 | |
| R | 72 | Light Aqua (Econoline) | AE60 | 3066-A | C | S | | AE60 3066-C |
| R | 72 | Medium Ginger Metallic (exc. Econoline) | AE60 | 5186-A | C | S | MIJ 5186 | AE60 5186-C |
| S | 70 | Nugget Gold Metallic | AE60 | 3199-A | | S | MIJ 3199 | |
| S | 71 | Lime Gold Metallic | | | | | MIJ 5109 | |
| S | 72 | Medium Turquoise | AE60 | 5054-A | C | S | MIJ 5054 | AE60 5054-C |
| T | 64/65 | Light Beige | AE60 | 1631-A | C | S | MIJ 1631 | AE60 1631-C |
| T | 69/ | Red | AE60 | 2008-A | C | S | MIJ 2008 | AE60 2008-C |
| U | 67/69 | Medium Green | AE60 | 2097 | | S | MIJ 2097 | |
| U | 70/71 | Yellow | | | | | MIJ 3217 | |
| U | 72 | Medium Lime Metallic | AE60 | 5021-A | C | S | MIJ 5021 | AE60 5021-C |
| V | 69 | Light Aqua | AE60 | 3066-A | C | S | | AE60 3066-C |
| V | 71/ | Dark Green | AE60 | 5005-A | C | S | MIJ 5005 | AE60 5005-C |
| W | 65 | White (Canada only) | | | | | MIJ 1619 | |
| W | 65/66 | Medium Blue | | | | | MIJ 1742 | |
| W | 68/69 | Yellow | AE60 | 3120-A | | | MIJ 3120 | |
| W | 70 | Yellow | AE60 | 3341-A | C | S | MIJ 3341 | AE60 3341-C |
| ● W | 71 | Light Ginger Metallic | AE60 | 3516-A | C | S | MIJ 3516 | AE60 3516-C |
| W | 72 | (Econoline) | | | | | | |
| W | 72 | Medium Blue Metallic (exc. Econoline) | AE60 | 5108-A | C | S | MIJ 5108 | AE60 5108-C |
| X | 69 | Medium Blue | | | | | MIJ 1742 | |
| ● X | 71 | Light Ginger Metallic | AE60 | 5107-A | | S | MIJ 5107 | |
| X | 72 | Light Goldenrod Yellow | AE60 | 3565-A | C | S | MIJ 3565 | AE60 3565-C |
| Y | 69/71 | Medium Aqua | AE60 | 3216 | | S | MIJ 3216 | |
| Z | 69 | Signal Flare Red | | | | | MIJ 2025 | |
| Z | 70 | Medium Beige | AE60 | 3569-A | C | S | MIJ 3569 | AE60 3569-C |

● IMPORTANT- 1971 Econoline units produced from Nov. 12, 1970(approx. Serial No. K40,000) to July 15, 1971(approx. Serial No. M19,999) show a warranty plate code of "W" for exterior paint - whereas the actual paint used on these vehicles was code "X". Caution should be used in selecting paint for these units.

FORD TRUCK PARTS

LACQUER and SYNTHETIC ENAMEL EXTERIOR PAINTS



| C O D E * | Y E A R | N A M E * SHOWN ON WARRANTY PLATE | U.S. and CANADA | | CANADA | |
|---------------------------------|------------------|---|-----------------|-------------------|-------------|-----------------------|
| | | | PART NUMBER | QUART (32 OZ.) | PART NUMBER | SPRAY BOMB (6 OZ.) |
| ACRYLIC REPAIR - LACQUER | | | | | | |
| 1 | 71/ | Calypso Coral | AR60 | 1730-C | | CC5ZZ 19500-A |
| 2 | 69 | Light Ivy Yellow (except Econoline) | | | | CC9AZ 19500-B |
| 2 | 70 | | | | | |
| 2 | 71 | Medium Goldenrod Yellow | AR60 | 3492-C | | CD1AZ 19500-M |
| 2 | 72 | Maroon | AR60 | 3059-C | | CC8AZ 19500-F |
| 3 | 68 | Yellow Green | | | | |
| 3 | 69 | Calypso Coral | AR60 | 1730-C | | |
| 3 | 70 | Light Green | | | | CC5ZZ 19500-A |
| 3 | 71/ | Medium Bright Aqua | AR60 | 5006-C | | |
| 4 | 69 | Light Ivy Green Metallic | | | | |
| 4 | 70 | Light Ivy Green | | | | CD0AZ 19500-M |
| 4 | 71 | Dark Red | | | | |
| 4 | 72 | Grabber Blue | AR60 | 3657-C | | CD0AZ 19500-Y |
| 5 | 70 | Platinum | AR60 | 921-C | | CC8AZ 19500-A |
| 5 | 72 | Bright Yellow | | | | CD0AZ 19500-L |
| 6 | 71/ | Bright Medium Blue | AR60 | 5004-C | | |
| 7 | 67/ | Dark Blue | AR60 | 2098-C | | |
| 8 | 72 | Yellow | AR60 | 3341-C | | CD0AZ 19500-K |
| A | 65/71 | Black | AR60 | 1724-C | | CC6AZ 19500-A |
| B | 65 | Black (Canada only) | | | | CB7A 19500-A |
| B | 68 | Maroon (Except Econoline) | AR60 | 3059-C | | CC8AZ 19500-F |
| B | 69 | | | | | |
| B | 70 | | | | | |
| B | 72 | Light Blue | AR60 | 3429-C | | CD2AZ 19500-A |
| C | 64/ | Pure White | AR60 | 1525-C | | |
| D | 65 | Ivy Green (Canada only) | | | | |
| D | 69/ | Light Gold | AR60 | 3439-C | | CC5AZ 19500-G |
| E | 65 | Prairie Bronze (Canada only) | | | | CC4AZ 19500-P |
| E | 72 | Medium Blue Metallic | AR60 | 5087-C | | CD2AZ 19500-F |
| F | 70/71 | Light Beige | | | | |
| F | 72 | Light Green | AR60 | 5058-C | | CD0AZ 19500-T |



APPEARANCE & MAINTENANCE MAT

U.S. USAGE

| PART NUMBER | DESCRIPTION | PART NUMBER | DESCRIPTION |
|---|---|----------------------------------|---|
| PAINTS and REFINISHING MATERIALS | | CLEAR VISION AIDS | |
| C5AZ 19000-C | Paint (argent lacquer)-15 oz. net wt. -spray can | ★C1AZ 19C507-B | Cleaner (convertible rear window)-12 oz. plastic bottle-not replaced (5-74) |
| C0AZ 19B542-A | Cream (polyfiller hardener)-1 pkg. of 6-1 1/4 oz. tubes supplemental supply-used with C0AZ 19A547-A or B polyfiller body repair material | C8AZ 19C507-A | Cleaner (Automotive Glass) (12) 23 oz. aerosol cans |
| C3AZ 19B542-A | Putty (dark gray)-1 lb. tube | D3AZ 19C544-B | De-icer (window)--(12) 14 oz. aerosol cans-w/wide track scraper |
| D2AZ 19B542-A | Cream hardener for polyfiller-use with D2AZ 19A547-A kit-polyfiller body repair-1 oz. supplemental supply--(12) 1 oz. tubes | C9AZ 19550-A | Ford ultra clear windshield washer solution-(12)-16 oz. cans |
| ★C0AZ 19A547-A | Filler (polyfiller)-body repair kit-(1)-1 quart container with (1) 1 1/4 oz. tube of C0AZ 19B542-A cream hardener attached to each quart-repl.by D2AZ 19A547-A (2-74) | C9AZ 19550-B | Ford ultra clear windshield washer solution-(12)-32 oz. cans |
| D2AZ 19A547-A | Kit-polyfiller body repair (3 lb.)-consists of (1) 3 lb. container polyfiller (1) D2AZ 19B542-A cream hardener-1 oz. tube--(12) kits | COOLING SYSTEM AIDS | |
| D2AZ 19A547-B | Kit-polyfiller body repair (12 lb.)-consists of (1) 12 lb. container polyfiller (1) 4 oz. tube cream hardener--(4) kits | D3AZ 19A503-A | Cooling system fast flush--(12) 12 oz. cans |
| C5AZ 19E548-A | Tinting assort. -(12)-1 pint cans of Acrylic Enamel repair tinting colors | 8A 19546-C | Radiator rust inhibitor & water pump lubricant-(12) 1 pint cans |
| C7AZ 19E548-A | Tinting assort. -(12)-1 pint cans of Acrylic lacquer-tinting colors | 8A 19549-A | Ford cooling system fluid (permanent anti-freeze)-(6) 1 gal. cans |
| C9AZ 19627-A | Tape (automotive masking)-(48) 3/4" wide - 60 yd. roll | 8A 19549-B | Ford cooling system fluid (permanent anti-freeze)-(24) 1 qt. cans |
| C9AZ 19627-C | Tape (automotive masking)-(24) 2" wide - 60 yd. roll | C2AZ 19549-C | Ford cooling system fluid (permanent anti-freeze)-55 gal. drum |
| CLEANERS, WAXES and POLISHES | | C9AZ 19558-A | Protector pellets (cooling system)-carton of 24 pellets |
| B7A 19520-A | Tar & road oil remover-(12) 1 pint cans | MOTOR OILS and LUBRICANTS | |
| B7A 19521-A | Spot Remover (chlorothene cleaner)-(12) 1 pint cans | C4AZ 19D530-A | Lubricant (distributor cam)-1 1/2 oz. tube |
| D4AZ 19521-A | Cleaner (leather and vinyl)-12 oz. plastic bottle with brush | C6AZ 19542-A | Brake & hydraulic clutch fluid (extra heavy duty)-(24) 16 oz. cans for vehicles with disc or drum brakes |
| D4AZ 19521-B | Cleaner (leather and vinyl)-1 gal. plastic bottle | C6AZ 19542-B | Brake & hydraulic clutch fluid (extra heavy duty)-(12) 1 qt. cans for vehicles with disc or drum brakes |
| D4AZ 19521-C | Spot remover (chlorothene cleaner)-1 gal. can | C8AZ 19B546-A | Additive friction modifier-hypoid gear-4 oz. plastic bottle-(for F100/350, P350/400, E300 trucks with front driving axles & rear axles with Dana power lock |
| 8A 19522 | Bright metal cleaner-(12) 1 pint cans | C3RZ 19C547-B | Lubricant (std., 3 & 4 speed trans.)-5 gal. pail |
| B8A 19523-A | Cleaner (multi-purpose)- (6) 1 qt. plastic bottles-concentrate | C0AZ 19553-A | Silicone lubricant (jell type)-8 oz. tube |
| B8A 19523-B | Cleaner (multi-purpose)-(6) 1 gal. plastic bottles-concentrate | C0AZ 19553-C | Silicone lubricant-16 oz. aerosol spray can |
| B8A 19523-C | Cleaner (all purpose)-55 gallon drum | | |
| C9AZ 19523-A | Wash & wax concentrate-(4)-1 gal. plastic containers | | |
| C0AZ 19526-A | Triple Clean-for leathers, vinyls, carpets & fabric upholstries-(12) 12 oz. bottle w/brush | | |
| C9AZ 19526-A | Spot lifter-automotive fabric-(12) 8 oz. aerosol spray cans | | |
| D4AZ 19523-A | Cleaner (multi-purpose)-5 gal. drum | | |
| B7A 19528-A | Porcelainize liquid-8 oz. bottles | | |
| 8A 19529-B | Porcelainize (wash cream)-8 oz. bottle | | |
| B7A 19530-A | Silicone auto polish-(12) 16 oz. cans | | |
| B7A 19530-B | Custom Silicone Gloss(New Car Prep.)-(2) 1 gal. cans | | |
| B4A 19534-A | Custom auto wax-(12) 8 oz. cans | | |
| B8A 19534-A | Custom auto wax-(6) 1 lb. cans | | |

continued



FORD TRUCK PARTS APPEARANCE & MAINTENANCE MAT



CANADIAN USAGE

| PART NUMBER | DESCRIPTION |
|---|--|
| PAINTS and REFINISHING MATERIALS | |
| CD2AZ 19500-AB | Engine Enamel-Corporate Blue-16 oz. spray bomb |
| CD2AZ 19500-AH | Engine Enamel-Black gloss-16 oz. spray bomb |
| CD2AZ 19500-AJ | Engine Enamel-Chassis Black (dull)-16 oz. spray bomb |
| C3AZ 19B542-A | Putty (dark gray)-1 lb. tube |
| C0AZ 19B542-A | Cream (polyfiller hardener)-1 pkg. of (6)-1 1/4 oz. tubes supplemental supply-used with C0AZ 19A547-A or B polyfiller body repair material |
| D2AZ 19B542-A | Cream hardener for polyfiller-use with D2AZ 19A547-A kit-polyfiller body repair-1 oz. supplemental supply--(12) 1 oz. tubes |
| ★C0AZ 19A547-A | Filler (polyfiller)-body repair kit (1) 1 qt. container with (1) 1 1/4 oz. tube of C0AZ 19B542-A cream hardener attached to each qt., -repl. by D2AZ 19A547-A (2-74) |
| D2AZ 19A547-A | Kit-polyfiller body repair (3 lb.)-consists of (1) 3 lb. container polyfiller (1) D2AZ 19B542-A cream hardener-1 oz. tube--(12) kits |
| D2AZ 19A547-B | Kit-polyfiller body repair (12 lb.)-consists of (1) 12 lb. container polyfiller (1) 4 oz. tube cream hardener--(4) kits |
| C5AZ 19E548-A | Tinting assort. (12) 16 oz. cans of acrylic enamel repair tinting colors |
| CLEANERS, WAXES and POLISHES | |
| CB9CZ 19514-C | Chrome rust remover-24 oz. jar |
| CB9CZ 19514-D | Bak-O-Chrome kit |
| B7A 19520-A | Tar & road oil remover-(12) 16 oz. can |
| CAF 19522-A | Chrome cleaner-8 oz. can |
| B8A 19523-A | Cleaner (multi-purpose)-(6) 32 oz. liquid concentrate |
| D4AZ 19523-A | Cleaner (multi-purpose)-5 gal. drum |
| CAF 19523-C | White wall cleaner-1 gal. jug |
| CC1CZ 19523-A | White wall cleaner-16 oz. bottle |
| CAJ 19524-A | Car wash-5 gal. pail |
| C8A 19524-B | Car wash-1 gal. jug |
| CC5AZ 19524-A | Car wash-16 oz. bottle |
| CB9CZ 19525-A | Upholstery cleaner (spray on)-1 gal. can |
| CC0AZ 19525-B | Upholstery cleaner (spray on)-5 gal. can |
| continued | |

| PART NUMBER | DESCRIPTION |
|-------------------------------------|---|
| CLEANERS, WAXES and POLISHES | |
| C0AZ 19526-A | Triple clean-for leathers, vinyls, carpets & fabric upholsteries-(12) 12 oz. bottle w/brush |
| B7A 19530-B | Custom silicone gloss (new car prep.)-(2) 1 gal. can (U.S.) |
| CBAC 19530-A | Lincoln body polish-16 oz. |
| CBAC 19530-B | Lincoln body polish-1 gal. |
| CC5AZ 19530-A | Polish-buffer (reconditioning polish)-1 gal. can |
| CC9AZ 19530-B | Cleaner & polisher-1 gal. |
| CAF 19534-A | "Easiway" paste wax-8 oz. can |
| CBM 19561-A | Silicone polish remover-1 qt. |
| CBM 19561-B | Silicone polish remover-1 gal. |
| CLEAR VISION AIDS | |
| D3AZ 19C544-B | De-icer (window)--(12) 14 oz. aerosol cans-w/wide track scraper |
| CB8A 19550-B | Glass cleaner-16 oz. bottle |
| CB9CZ 19550-A | Windshield washer anti-freeze-16 oz. bottle |
| CC5AZ 19550-A | Windshield washer anti-freeze-1 gal. jug |
| CC5AZ 19550-B | Windshield washer anti-freeze-5 gal. pail |
| CC9AZ 19550-A | Windshield washer anti-freeze (pre-mixed)-1 gal. container |
| CC1CZ 19551-A | Windshield de-icer-16 oz. plastic bottle |
| COOLING SYSTEM AIDS | |
| CBN 18442-A | Radiator cleaner-16 oz. can |
| D3AZ 19A503-A | Cooling system fast flush--(12) 12 oz. cans |
| C000 19546-B | Rust inhibitor-8 oz. |
| D2AZ 19549-A | Permanent Anti-Freeze & Coolant-1 qt. can |
| D2AZ 19549-B | Permanent Anti-Freeze & Coolant-1 gal. can |
| D2AZ 19549-C | Permanent Anti-Freeze & Coolant-45 gal. drum |
| D3AZ 19549-A | Cooling system fluid--1 qt. can |
| C000 19558-A | Bar's Leaks (cooling system protector)-6 oz. jar |
| C000 19558-B | Bar's Leaks (cooling system protector)-15 oz. bottle |

FORD TRUCK PARTS



APPEARANCE & MAINTENANCE MATERIALS

CANADIAN USAGE

| PART NUMBER | DESCRIPTION | PART NUMBER | DESCRIPTION |
|------------------------------|---|-------------------------|--|
| SEALERS and ADHESIVES | | SPECIAL PRODUCTS | |
| B9AE 19B508-A | Contact adhesive (gasket & seal)-16 oz. can-with brush | CB8A 19512-A | Wash mitt |
| C2AZ 19C525-A | Trim cement (vinyl adhesive)-16 oz. can | CC3AZ 19514-A | Starting fluid-11 oz. spray can |
| 8A 19552-B | Rubber cement-(12) 5 oz. tube (black) | 8A 19515-B | Undercoating-45 gal. |
| COAZ 19552-A | Rubber cement-(12) 5 oz. tube (light colored) | CC4AZ 19515-A | Undercoating-5 gal. |
| CC3AZ 19552-B | Windshield & backlite sealer-12 3/4 oz. tube | D0AZ 19515-A | Undercoating-airless spray-16 gal. drum(U.S.) |
| CBM 19553-A | Sealer-caulking cord | CBJ 19517-A | Polishing cloth-lintless-5 yds. |
| B5A 19554-A | Perfect seal sealing compound-carton of 12 4 oz. cans | CBJ 19517-B | Dusting cloth-chemically treated-18" x 24" |
| CCPN 19554-A | Loctite sealant-1 2/3 oz. bottle | D3AZ 19517-A | Dusting cloth (wax treated)--plastic bag container |
| CB9CZ 19554-B | Exhaust system sealant-40 oz. can | D3AZ 19517-B | Pad-buffing and polishing--carton of (12) |
| C6AZ 19554-A | Metallic plastic (to repair cyl. front cover & cyl. block intake manifold) (1) can-metallic resin, (1) jar-hardening agent | CC3AZ 19517-A | Chamois-super sheen-approx. 20" x 22" |
| C9AZ 19554-A | Perfect seal sealing compound-(12) 15 oz. aerosol can | D4AZ 19B519-A | Refrigerant (Air Conditioner)-14 oz. can *YN-1 -A |
| C9AZ 19554-B | Sealer (liquid butyl)-black-for sealing butyl installed windshield and backlite-16 oz. can | D2AZ 19523-A | Hand cleaner-waterless--(12) 14 oz. cans |
| D0AZ 19554-A | Kit-loctite minute bond adhesive 312-Consists of (1) 50cc adhesive, (1) 6 oz. can accelerator and (1) instruction sheet | D2AZ 19523-B | Hand cleaner-waterless--(2) 5 lb. cans |
| D0AZ 19554-B | Accelerator for loctite minute bond adhesive 312-6 oz. aerosol spray can | CECG 19524-A | Engine shampoo-5 gal. can |
| D0AZ 19554-C | Sealer tape (tetrafluoroethylene)-1 1/2"-288"-used on bolt & studthreads to provide a positive liquid seal | CECG 19524-B | Engine shampoo-45 gal. can |
| D2AZ 19554-A | Adhesive-used for repair of loose vinyl * inserts to stainless steel or aluminum body side mouldings-pressure activated--1 oz. bottle | CC6AZ 19528-A | Concrete floor cleaner & degreaser-40 lb. pack |
| AB 19560-A | Caulking cord-(6) 80 ft. rolls-3/16" diameter | C000 19531-D | Gas line anti-freeze-12 oz. can |
| C3AZ 19560-A | Body sealer (synthetic resin)-3 lb. tube | CC2AZ 19531-BUP | Gas line anti-freeze-4 oz. can (ctn./24) |
| CC5AZ 19562-B | Kit-windshield & backlite tape sealer-consists of 168" x 3/8" x 3/8" special tape for use on vehicles using butyl tape type installation on windshield & backlite glass | C000 19535-A | Carburetor cleaner-5 gal. pail |
| D1AZ 19562-A | Butyl tape kit-for windshield replacement on vehicles prior to being licensed by dealer | C000 19535-B | Carburetor cleaner-4 gal. pail (with basket) |
| D3AZ 19562-A | Windshield glass seal kit--5/16" round (176") includes glass primer | CC5AZ 19562-C | Putty (green hi-speed)-3 1/2lb. tin |
| CC2CZ 19573-A | Automatic transmission sealer-8 oz. can | CC5AZ 19562-D | Putty (super spot-pink shade)-3 1/2lb. can |
| | | C9AZ 19577-B | Refrigerant compressor oil-used with York or Tecumseh compressor *YN-2 |
| | | D1VY 19577-B | Refrigerant compressor oil-used with Frigidaire compressor *YN-4 |
| | | MGCA 19579-A | Combustion chamber conditioner-16 oz. can |
| | | C6AZ 19579-B | Carburetor & combustion chamber cleaner-(12) 19 oz. aerosol cans |
| | | B6A 19583-A | Ru-Glyde-rubber lubricant (for tubeless tire servicing)-1 gal. (U.S.) |
| | | CC0CZ 19583-A | Ru-Glyde-rubber lubricant-8 oz. can |
| | | C1A 19584 | Penetrating fluid-8 oz. can |
| | | CB8A 19584-A | Penetrating fluid-1 gal. can |
| | | CB9CZ 19586-A | Door ease-stick lubricant-shop size (6 to carton) |
| | | B4A 19587-A | Lock lubricant-(12) 4 oz. can |
| | | D2AZ 19587-A | Lock lubricant-(12) 4 oz. aerosol can w/ snorkel |

January, 1975

COPYRIGHT © 1975-

FORD MARKETING CORPORATION

-DEARBORN, MICHIGAN

FINAL ISSUE



USED TRUCK RECONDITIONING MATERIALS

U.S. USAGE

| PART NUMBER | DESCRIPTION | PART NUMBER | DESCRIPTION |
|---------------|---|---------------|---|
| C0AZ 19A536-D | Engine shampoo (cleaner & degreaser)-5 gal. drum | C7AZ 19A537-A | Color reconditioner-rubber sealer paint (for reconditioning rubber floor mats)-1 quart can |
| C0AZ 19A536-E | Engine shampoo (cleaner & degreaser)-30 gal. drum | | |
| C0AZ 19A536-F | Engine shampoo (cleaner & degreaser)-55 gal. drum | C1AZ 19627-A | Tape (pressure sensitized)-5" wide x 60 yards -used to recover arm rests, seats, floor mats, etc. |
| D0AZ 19A536-A | Automotive cleaner (engine exterior & engine compartment)-(6) 20 oz. aerosol spray cans | | |

| PART NUMBER | DESCRIPTION | PART NUMBER | DESCRIPTION | PART NUMBER | DESCRIPTION | PART NUMBER | DESCRIPTION |
|--|--------------|---------------|---------------|---------------|-------------|---------------|-------------|
| COLOR RECONDITIONER - AIR DRY AUTO UPHOLSTERY - QUART CAN | | | | | | | |
| C7AZ 19A542-A | Saddle Brown | C7AZ 19A542-D | Medium Copper | C7AZ 19A542-G | Dark Green | C7AZ 19A542-K | Silver |
| C7AZ 19A542-B | Yellow | C7AZ 19A542-E | Turquoise | C7AZ 19A542-H | Red | C7AZ 19A542-L | Clear |
| C7AZ 19A542-C | White | C7AZ 19A542-F | Dark Blue | C7AZ 19A542-J | Black | | |

CANADIAN USAGE

| PART NUMBER | DESCRIPTION | PART NUMBER | DESCRIPTION |
|----------------|---|------------------|---|
| CB9AA 19A537-A | Floor mat patches-8" x 12" tapered edges-package of 6 | CC2CZ 7050223-A | Polyester body filler-flexible-red oxide-qt. |
| CC5AZ 19562-C | Green HI speed putty-3 1/2 lb. tin | CC2CZ 7050223-B | Polyester body filler-flexible-red oxide-gal. |
| CC5AZ 19562-D | Super Spot Putty-pink shade-3 1/2 lb. can | CB8A 7050224-A | Hardener (body filler)-20 cc for quart size |
| C1AZ 19627-A | Tape (pressure sensitized)-5" wide x 60 yds.-used to recover arm rests, seats, floor mats, etc. | CB8A 7050224-B | Hardener (body filler)-2 oz. for gallon size |
| | | CC1CZ 7050224-HA | Hardener (body filler)-8 oz. economy size |

| PART NUMBER | DESCRIPTION | PART NUMBER | DESCRIPTION | PART NUMBER | DESCRIPTION | PART NUMBER | DESCRIPTION |
|----------------------------|---------------------|----------------|--------------|--|-------------|----------------|-------------|
| FABRIC TINT - QUART | | | | LEATHER DYE & VINYL COATING - QUART | | | |
| CB9AA 19A542-A | Black | CB9AA 19A542-E | Red | CB9AA 19A540-A | White | CB9AA 19A540-E | Green |
| CB9AA 19A542-B | Blue | CB9AA 19A542-F | Green | CB9AA 19A540-B | Black | CB9AA 19A540-G | Red |
| CB9AA 19A542-D | Brown | CB9AA 19A542-G | Turquoise | CB9AA 19A540-C | Brown | CB9AA 19A540-H | Turquoise |
| | | | | CB9AA 19A540-D | Blue | CB9AA 19A540-J | Medium Gray |
| PLASTIC DYE - QUART | | | | | | | |
| CB9AA 19A541-B | Black | CB9AA 19A541-G | Red | | | | |
| CD4AZ 19A541-A | Dodge-Blue (Medium) | CB9AA 19A541-H | Aluminum | | | | |
| CB9AA 19A541-E | Gray | CD4AZ 19A541-B | Pontiac-Blue | | | | |

FORD TRUCK PARTS



Click Here To Order

BUY IT NOW!

100% GUARANTEED

INDEX

| PART NAME | GROUP NUMBER | PART NAME | NUM |
|---|--------------|---|--------|
| A | | D | |
| Actuator (free running hub clutch) | 1098 | Drum (front brake) | 1125 |
| Adapter (rear axle shaft stud) | 1142 | Drum (rear brake) | 1126 |
| B | | E | |
| Bar (spare wheel carrier stop) | 1496 | Extension (tire valve) | 1705 |
| Bearing (rear wheel) | 1225 | | |
| Bearing assy. (free running hub inner coupling) | 1092 | F | |
| Bearing assy. (rear wheel ball) | 1225 | Flange (front axle drive) | 1245 |
| Bearing & retainer kit (axle shaft) | 1225 | Flange (wheel rim) | 1099 |
| C | | G | |
| Bolt (drive flange to hub) | 1C107 | Gasket (front air brake slinger) | 1152 |
| Body (free running hub clutch) | 1093 | Gasket (front brake grease baffle) | 1193 |
| Bolt (front hub retaining plate) | 1A031 | Gasket (front wheel hub & grease cap) | 1153 |
| Bolt (hub) | 1118-9 | Gasket (lockout hub housing) | 1A021 |
| Bolt (rear wheel hub) | 1107 | Gasket (rear axle wiper) | 1187 |
| Bolt (spare wheel carrier hinge) | 1471 | Gasket (rear hub) | 1183 |
| Bolt (spare wheel carrier support) | 1408 | Gasket (rear wheel bearing retainer) | 1001 |
| Bolt (spare wheel mounting) | 1448 | Gear (front axle shaft drive) | 1245 |
| Bolt (spoke wheel rim clamp) | 1151 | H | |
| Bolt (wheel hub) | 1107-8 | Housing assy. (lockout hub) | 1A026 |
| Bracket (frame to spare wheel carrier) | 1453 | Hub assy. (front) | 1104 |
| Bushing (lockout hub) | 1A023 | Hub assy. (front spoke wheel) | 1014 |
| C | | Hub assy. (front wheel free running) | 1104 |
| Cam (lockout hub actuating) | 1A053 | Hub assy. (rear) | 1109 |
| Cap (front hub grease) | 1131, 1139 | Hub & brake drum assy. (front) | 1102-3 |
| Cap (rear hub grease) | 1248 | Hub & drum assy. (rear wheel brake) | 1113-4 |
| Cap (wheel hub) | 1130 | Hub kit (free running) | 1104 |
| Carrier (spare wheel) | 1433 | K | |
| Channel (spare wheel carrier) | 1443-4 | KIT - refer to appropriate noun name For example | |
| Clamp (spoke wheel rim) | 1042-3 | Oil seal kit (rear wheel inner) | 1175 |
| Cone & roller (front wheel) | 4221 | Knob (lockout hub actuating) | 1A029 |
| Cone & roller assy. (front wheel inner bearing) | 1201 | L | |
| Cone & roller assy. (rear wheel & differential bearing) | 1244 | Lock assy. (side mounted spare wheel with keys) | 1386 |
| Cone & roller assy. (rear wheel outer bearing) | 1240 | Lock ring (free running hub inner coupling) | 1080 |
| Control assy. (free running hub) | 1089 | | |
| Coupling (free running hub) | 1090-1 | | |
| Cover (wheel hub) | 1130 | | |
| Cover kit (wheel) | 1130 | | |
| Cup (front wheel bearing) | 1202, 4222 | | |
| Cup (front wheel outer bearing) | 1217 | | |
| Cup (trans. countershaft bearing) | 1239 | | |
| Cup (wheel bearing) | 1239 | | |

◆ Refer to Accessories Section
January, 1975



FORD TRUCK PARTS

Click Here To Order

BUY IT NOW!



| YEAR | MODEL | DESCRIPTION | | |
|-------|--|---|--|------|
| | 1001 | GASKET - REAR WHEEL BEARING RETAINER or REAR AXLE SHAFT -Also Refe | | |
| 64/70 | E100 | "Before Ser. G50,001" | Rear brake carrier plate-2 7/8" | |
| 70/ | E100 | "From Ser. G50,001" | 2 5/8" - 4 holes | 2 |
| 66/67 | E100 | | Rear wheel | 2 |
| | | | | |
| 64/67 | F-P100 | | Rear wheel-3 7/32" I.D.-5 holes | 4 |
| 64/69 | E200, F-P100 | | Rear brake backing plate-3 7/32" I. D. -4 holes | 2 |
| | | | | |
| 70 | E200, F100 | "Before Ser. G50,001" | 3 7/32" I.D.-4 holes | 2 |
| 70/ | E200, F100 | "From Ser. G50,001" | 3 5/32" - 4 holes | 2 |
| | | | | |
| 66/69 | F100 | | Use with Dana locker axle 60-3 | 4 |
| 64/ | F250 (4 x 4) | | Front wheel-3500 lb. Dana front axle - 6 bolt holes 3 3/4" circle-Also refer to Parts List Section 40A | 2 |
| | | | | |
| 64/ | B500, C500/550, F-L-LN-N-P500 | | Rear axle shaft-4" I.D.- 5 17/32" O.D.-11M, 13M axles | 2 |
| 64/69 | E300, F250/350, P350/400 | | Rear axle shaft- 3 11/32" I.D.-4 23/32" O.D. | 2 |
| 70/ | E300, F250/350, P350/400 | | Rear axle shaft-3 11/32" I.D.-4 23/32" O.D.- aluminum | 2 |
| | | | | |
| 64/66 | T700 | | Rear axle shaft-4 1/2" I.D.-5 7/8" O.D. | 8 |
| 64/66 | B-C-F-N600/700 | | | 4 |
| 67/ | B-C-F-LN-N500/700 | | With 15M axle | 4 |
| | | | | |
| 64/67 | F350, P400 | | Rear axle shaft-8 holes-3 1/2" I.D.-4 29/32" | 2 |
| 64/67 | P350 (H/D rear axle) | | O.D.-4 1/8" bolt circle | 2 |
| | | | | |
| 64/66 | B-C-F700/750, N600/750 | | Rear axle shaft-8 holes-4 1/2" I.D.-6 3/16" O.D. | 4 |
| 64/66 | T750 | | | 8 |
| 64/66 | T700 (H/D axle) | | | 8 |
| 64/66 | B-C-F600 (16M rear axle) | | | 4 |
| 64/66 | HT950, (HT950 Diesel except 138" W/B) | | | 8 |
| 64/66 | CT800/850, NT850, T800/850 | | | 8 |
| 64/66 | F800 | | | 4 |
| 64/66 | CT750 | | | 8 |
| 67/ | B600/700, C600/750, CT750, CT850, F-L-LN-600/800, LNT-LT-LTS800/900, N600/800, NT850, T700/850 | | With 17M & 30M axles | AR |
| | | | | |
| 64/66 | C-F-N800/850 | | Rear axle shaft-12 holes-4 1/2" I.D.-6 1/8" O.D.- | 2 |
| 64/66 | CT800/850, NT850, T800/850 | | 5 1/4" bolt circle | 4 |
| 64/66 | B-C-F-N700/750 | | 18M axle | 2 |
| 64/66 | HT950, (HT950 Diesel except 138" W/B) | | | 4 |
| 64/66 | F950, N950/1000 | | | 2 |
| 67/ | B700/750, C700/850, CT800/850, F-L-LN-LNT-LT-LTS-N700/1000, NT850, T800/850, WT900/1000 | | With 18.5M & 34M axles | AR |
| | | | | |
| 64/66 | C-F900/1000, N850/1000 | | Rear axle shaft-5 5/8" I.D.-8 1/2" O.D. | 2 |
| 64/66 | CT-NT-T950 | | | 4 |
| 64/59 | C-F1100 | | | 2 |
| 64/66 | C-F800/850 | | | 2 |
| 64/66 | H1000, HT950, NT850 | | | 2or4 |
| 67/ | C-F-L-LN-LT-LTS-N800/1000, NT850, T700, T800/950, W-WT900/1000 | | With 22M, 23M, 38M & 44M axles | AR |
| | | | | |
| 64/66 | C-F-N1100 | | Rear axle shaft-8 holes-6" I.D. -8 3/8" O.D.-7" | 2 |
| 64/66 | T950 (except 158" W/B) | | bolt circle | 2 |
| 67/69 | T950 | | With 50M & 60M axles | 2 |
| | | | | |
| | | | | |
| | | | | |

Δ Use with Conventional & Two Speed Axles

January, 1975

COPYRIGHT © 1975-

FORD MARKETING CORPORATION —DEARBORN, MICHIGAN

FINAL ISSUE

Click Here To Order

BUY IT NOW!

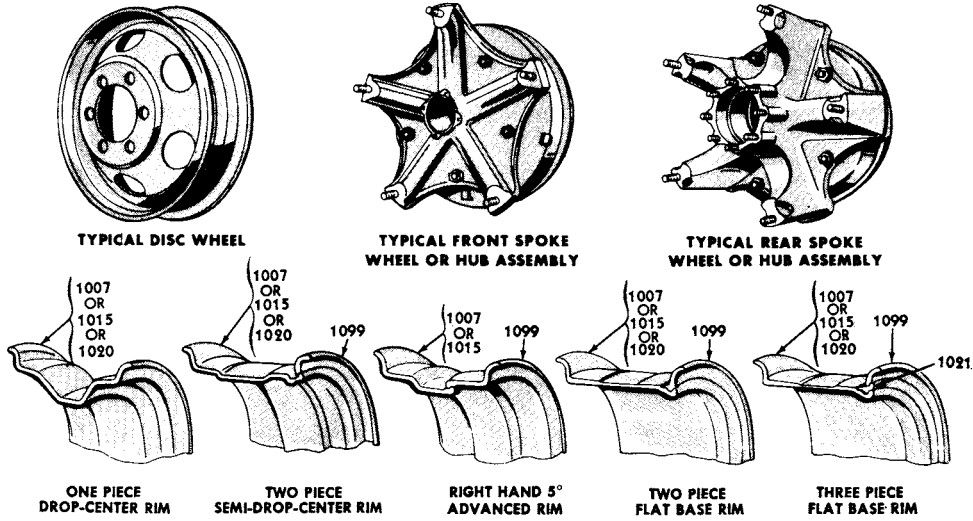
100% GUARANTEED SATISFACTION

1007

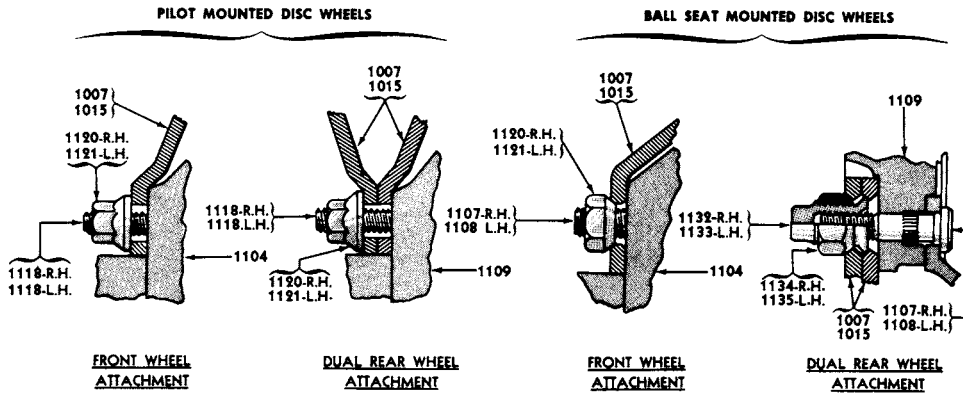
HOW to IDENTIFY WHEELS, RIMS, FLANGES and LOCK RINGS

1. Many wheels and rims may be identified by a stamping number. When the stamping number is known, refer to the Guide on Page 3 for the appropriate service part number.
2. When the stamping number is not known, wheels and rims and their related flanges and lock rings may be identified as follows:
 - (a) Determine the type of wheel or rim from the illustration below.
 - (b) Determine the size of the wheel or rim. If this is not known, check the tire size and refer to the Tire Size to Wheel or Rim Size Chart on page 6 of this section. This chart also lists the various truck series on which the tires and their related wheels or rims are used.
 - (c) When the size of the wheel or rim is known, refer to the Wheel, Rim, Flange and Lock Ring Chart (page 7 through 10).

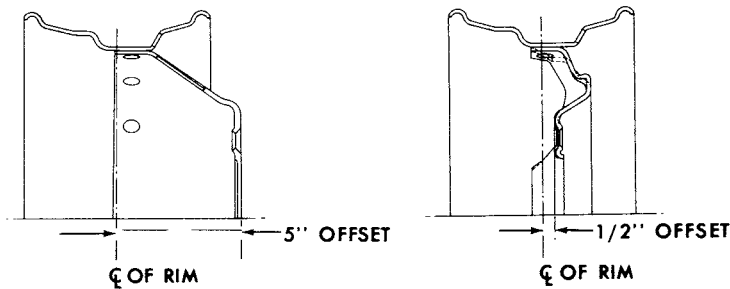
TYPICAL WHEELS, RIMS AND RELATED ITEMS



P-5156



P-5387



P-7585

FORD TRUCK PARTS



1007 - continued

WHEEL or RIM IDENTIFICATION CHART

(See instructions for identifying wheels, rims, etc., on page 2 of this section.)

| IDENTIFICATION | PART NUMBER | IDENTIFICATION | PART NUMBER |
|----------------|------------------------------|----------------|------------------------------|
| 237-FL-1X | C4TZ 1020-A | F 30872 | C5TZ 1015-F |
| 238-CR-1X | C4TZ 1020-B | 31031 | B9TZ 1015-A |
| 240-CR-1X | C4TZ 1020-C | RB 31061-9 | D0HZ 1020-D |
| 240-FL-1X | C4TZ 1020-C | RB 31146-1 | C5TZ 1020-A |
| | | RB 31298 | C5TZ 1020-B |
| | | RB 31300-1 | D0HZ 1020-A |
| 262-FL-1X | C4TZ 1020-D | | |
| 263-FL-1Y | C4TZ 1020-E | 34706 | *8TH 1007-A R/B B7T 1015-A |
| 277-5°-1X | D2HZ 1020-B | 37613-EZ | C8TZ 1099-A |
| 278-FL-1X | C4TZ 1020-B | 38046 | *C3TZ 1007-G R/B C5TZ 1007-D |
| 312-5°-1X | D0HZ 1020-C | | |
| 313-5°-1X | D2HZ 1020-A | DX 45522 | C3TZ 1007-E |
| E 5487-C | C1TT 1007-C | DX 45524 | C3TZ 1007-F |
| E 5780-A | *C1TT 1007-D | | |
| PA 7987-4 | D0HZ 1020-B | 49280 | B9T 1007-A |
| | | 49380 | 7RY 1007 |
| | | 49951 | C6TZ 1007-B |
| 25372-11 | B7T 1015-B | | |
| 25373-11 | C4TZ 1015-B | E 58116 | C5TZ 1007-C |
| 25375 | B4Q 1007-A | D 58737 | *C6TZ 1007-A R/B C8TZ 1007-D |
| 25376 | B4T 1007-A | XD 58902 | C4TZ 1007-M |
| RA 25438-5 | B5QH 1007-C | 58906 | B4TZ 1007-B R/B B4TZ 1007-C |
| 25440 | C4TZ 1007-F | 59350 | 8TH 1007-A |
| 25441 | C4TZ 1007-F | | |
| RA 25441-9 | C4TZ 1007-F | 60880 | *8J 1007 R/B B7TZ 1007-A |
| 25442-5 | B6QH 1015-B | 60880 | B7TZ 1007-A |
| 25461-7 | B6T 1015-D | 65340 | *C3TZ 1007-H R/B C3TZ 1007-L |
| RA 25495-3 | B6QH 1015-C | 65340-D | C3TZ 1007-L |
| | | | |
| 25613 | C4TZ 1007-M | 68410 | B4T 1007-A |
| RA 25668 | B9T 1007-A | 68500 | B4Q 1007-A |
| 25739 | C4TZ 1007-E | 68600-1 | B5Y 1007-B |
| 25740 | C4TZ 1007-F | | |
| 25959 | C4TZ 1007-K | 70610 | C1TT 1015-A |
| | | 70740 | *B6TZ 1015-D R/B B6Y 1015-B |
| RA 26015-4 | C4TZ 1007-G | 70740 | B6Y 1015-B |
| 26027 | C4TZ 1007-G | | |
| F 26419 | *C5TZ 1015-G | 71340 | B6QH 1015-B |
| RH 26487 | C3TZ 1007-E | 71410 | B6D 1015-B |
| RH 26488 | C3TZ 1007-F | 71660 | B6T 1015-D |
| RA 26493 | C3TZ 1015-A | | |
| RA 26494 | C3TZ 1015-B | 72050 | B6J 1015-B |
| | | 72220 | C4TZ 1015-B |
| 26538 | C4TZ 1007-J | 72610 | C4TZ 1015-A |
| 26550 | C4TZ 1007-H | | |
| 26551 | *C4TZ 1007-A R/B C4TZ 1007-N | 73230 | B8Y 1015-A |
| 26552 | C4TZ 1007-B | 73240 | B8D 1015-A |
| 26655 | C4TZ 1007-L | 73460-F | B7T 1015-B |
| RA 26672-3 | C5TZ 1015-E | 73813 | *C7TZ 1007-B R/B C8TZ 1007-D |
| | | | |
| 26723 | B6QH 1015-B | 75160 | *C8TZ 1007-D R/B D2TZ 1015-B |
| RA 26724 | C4TZ 1015-A | 75192 | *B4TZ 1007-C R/B D2TZ 1007-E |
| F 26794-2 | C5TZ 1015-J | 75900 | B8QH 1007-B |
| RA 26839-2 | *C5TZ 1015-B R/B C5TZ 1015-R | 75900-1 | B9T 1007-A |
| RA 26870-1 | C5TZ 1015-A | | |
| | | 76830 D1 | C4TZ 1007-M |
| RA 27017 | C5TZ 1007-C | 78510-1 | C1TT 1007-A |
| 27122 | C4TZ 1007-J | 79120 | B6TZ 1015-A |
| 27123 | C4TZ 1007-B | 79850 | C3TZ 1015-B |
| 27124 | C4TZ 1007-K | 79860 | C3TZ 1007-F |
| 27126 | C4TZ 1007-E | 79870 | C3TZ 1007-E |
| RA 27216 | C5TZ 1015-N | 79980 | C4TZ 1007-F |
| RA 27258 | C5TZ 1015-R | 79980-14 | *C3TZ 1007-B R/B C4TZ 1007-F |

This is only a **Demo** of the product! Only a few pages are included.

Description: The Colorized Mustang Wiring Diagrams download is a complete and comprehensive collection of wiring diagrams, schematics, and electrical illustrations. Compiled from multiple Ford Motor Company publications, this download contains information from: *1965/1972 Ford Car Master Parts and Accessory Catalog* (Form FP-7635B, May 1975), and the *1965 Wiring Diagrams* (Form FD-7795P-65) and *How to Read Wiring Diagrams* (FD-7943-G). It is like getting three books in one! And, to make tracing wires easier, each wiring diagrams and/or schematics has been painstakingly colorized!

Our manuals are fully approved and licensed by the Ford Motor Company



We are a licensed distributor of Adobe Reader



Adobe Reader: Unlike some products on the market, this product is produced in Adobe Reader (pdf) format to retain the exact look and feel of the original manual. Simply scroll through the pages and sections like reading a normal printed manual. In addition, unlike a printed version, each page can be printed (or reprinted, if damaged in the garage), zoom in to over 1200% to see the exact details, and you can search for keywords.

Key features:

- **Colorized wiring diagrams** – wiring diagrams are in color for ease of use
- **Ford Training Manual** - "How to Read Wiring Diagrams" and manual included
- **Complete Collection** – 79 total pages extracted from multiple Ford publications
- **Adobe Reader (PDF)**- Recognized as the best "reader" on the market
- **Printable Pages** – print the pages you want
- **Bookmarked** – Click to navigate to any specific section or sub-section
- **Zoom-In** – Zoom in to over 1000% to see every diagram detail
- **Portable** – View directly from CD-ROM or installed to hard drive
-



Ford **Manuals.com**
We Specialize in Classic Ford Manuals



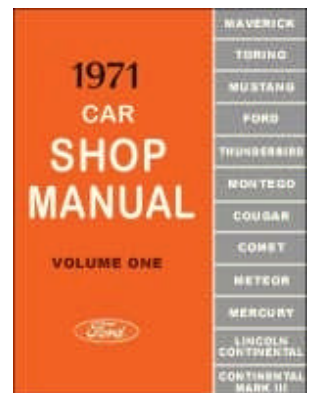



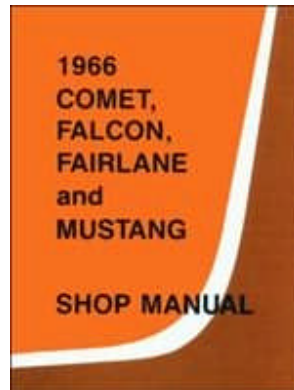
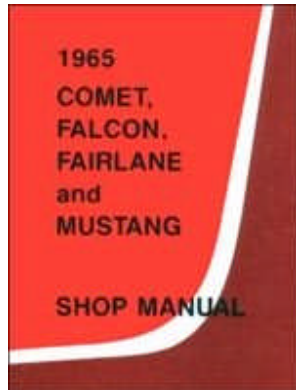


BUY IT NOW!

Click Here To Order



Visit us online for other great Ford Products:



...with more
being added!!

Ford Manuals.com
We Specialize in Classic Ford Manuals

100% SATISFACTION GUARANTEED

BUY IT NOW!

Click Here To Order

PayPal American Express Discover MasterCard VISA