

• LINCOLN  
 CONTINENTAL  
 • MERCURY  
 • METEOR  
 • COMET

**1960-64  
 MASTER  
 PARTS  
 CATALOG**

**GROUP  
 1,000  
 THRU  
 15,000**

COPYRIGHT 1964

**BUY IT NOW!**

**Click Here To Order**



LITHO IN U.S.A.

License #2013225

*Quick Reference Index*

<i>group</i>		<i>page</i>
1000	WHEELS, HUBS AND DRUMS	1
2000	BRAKES	13
3000	FRONT SUSPENSION AND STEERING	83
4000	REAR AXLE AND DRIVE	175
5000	FRAME, EXHAUST, & REAR SPRINGS	209
6000	ENGINE	277
7000	TRANSMISSION AND CLUTCH	419
8000	COOLING SYSTEM	583
9000	FUEL SYSTEM CARBURETOR—FUEL PUMP FUEL TANK—MANIFOLDS AIR CLEANER, ACCEL. LINKAGE & SPEED CONTROL	663
10000 THRU 15000	ELECTRICAL CHASSIS—BODY ENGINE—LAMPS	935

Copyright © 2014, Forel Publishing Company, LLC, Woodbridge, Virginia

All Rights Reserved. No part of this book may be used or reproduced in any manner whatsoever without written permission of Forel Publishing Company, LLC. For information write to Forel Publishing Company, LLC, 3999 Peregrine Ridge Ct., Woodbridge, VA 22192

## **1960-64 Lincoln Mercury Master Parts Catalog**

**EAN: 978-1-60371-191-3**

**ISBN: 1-60371-191-0**

Forel Publishing Company, LLC

3999 Peregrine Ridge Ct.

Woodbridge, VA 22192

Email address: [sales@ForelPublishing.com](mailto:sales@ForelPublishing.com)

Website: <http://www.ForelPublishing.com>



License #2013225

This publication contains material that is reproduced and distributed under a license from Ford Motor Company. No further reproduction or distribution of the Ford Motor Company material is allowed without the express written permission of Ford Motor Company.

---

## **Note from the Publisher**

This product was created from the original Ford Motor Company's publication. Every effort has been made to use the original scanned images, however, due to the condition of the material; some pages have been modified to remove imperfections.

---

## **Disclaimer**

Although every effort was made to ensure the accuracy of this book, no representations or warranties of any kind are made concerning the accuracy, completeness or suitability of the information, either expressed or implied. As a result, the information contained within this book should be used as general information only. The author and Forel Publishing Company, LLC shall have neither liability nor responsibility to any person or entity with respect to any loss or damage caused, or alleged to be caused, directly or indirectly by the information contained in this book. Further, the publisher and author are not engaged in rendering legal or other

advice, mechanical, electrical, or other expert assistance is required, the professional should be sought.



## GENERAL INFORMATION

This Parts Catalog containing service replacement parts information for the 1960-64 Mercury, 1962-63 Meteor, 1960-64 Comet and 1960-64 Lincoln-Continental has been developed for your convenience in locating, identifying and ordering service replacement parts.

Best results in the use of this parts catalog will be obtained by thoroughly reviewing the instructions and arrangement of information explained in detail on the following pages.

### PARTS INFORMATION

The information contained in this Parts Catalog is arranged in basic Group sequence and includes the following:

1. Basic Group.
2. Part Number.
3. Part Name, including description and dimensions necessary for proper identification of parts.
4. Quantity used per vehicle.
5. Application — by Model, Engine Cubic Inch Displacement, Transmission Type, etc.
6. Vehicle Code.
7. Year Part is used.

### VEHICLE APPLICATION CODES

The service part vehicle application identified by vehicle codes listed in the "Vehicle Code" column of the catalog text pages are interpreted as follows:

A—1960-64	Mercury
B—1962-63	Meteor
C—1960-64	Comet
D—1960-64	Lincoln-Continental

### HOW TO LOCATE PARTS

Parts are listed in numerical sequence according to their basic group, excepting instances where part functions agree and basic part numbers differ. These particular parts have been cataloged according to function, and appear in a group headed by the latest basic number released for a specific function. To assist you in locating information pertinent to these items, cross-reference groups have been inserted in numerical sequence in the catalog text. The use of these groups is defined in the paragraph below headed "Numerical Cross Reference Groups."

#### —NOTE—

All carburetor assemblies and component service parts are presented in chart form. Refer to page 687 titled "Carburetor Charts General Information" for details.

The basic part number relates the part to an area of the vehicle and to a specific application within that area. Body parts, seven digit numbers, are in sequence according to the last five (5) digits.

Example: 5827846

If the basic number is known, the complete part number for a specific vehicle can be quickly located by referring to the basic part number group according to its numerical order.

If the basic number is not shown, the part can be located under its Noun Name in the Alphabetical Index.

Basic numbers may also be located in the illustrations of various areas of the vehicle. Illustrations pre-

### EXPANDED PART NUMBERS

Ford Motor Company has used two different systems to expand basic number series that are exhausted.

The first system, introduced in 1949, was the addition of a numerical digit to the front of the basic number.

Examples: 22000    33000    44000    55000  
66000    77000    88000    99000

These parts actually belong in the basic number groups indicated by the last four (4) digits and that is where they appear in the catalog.

The Basic Part Number Group is listed as 2-2000, 3-3000, 4-4000, etc., and follow regular four (4) digit Basic Part Number Groups in numerical sequence. The second expansion system was introduced with some of the 1959 model parts and was in full effect with 1960 model parts. This system superseded the first system which will be discontinued. Under this new method basic number series are expanded by the addition of an alphabetical character between the Group and Detail portions of the basic part numbers.

Examples: 7A100, 16A573, 57432A06, etc. This expansion character will also be disregarded in the parts catalog and the parts will be listed in sequence according to the numerical portion of the basic number.

For instance, basic part number 7A100 will follow basic number 7100.

### PART NUMBERS ASSIGNED BY THE L-M AND FORD PARTS AND ACCESSORIES DEPARTMENT

Parts and Accessories Part Numbers are assigned to convert Engineering Part Numbers to a basic number that may be more easily located according to the parts function. Parts and Accessories Part Numbers appear in numerical sequence throughout this catalog in the conventional part number column.

### PARTS HAVE MULTIPLE FUNCTIONS

Parts may have multiple functions or operations. When this occurs, the various functions will be described in the description column immediately following the part number. All applications will also appear in the Alphabetical Index.



## ILLUSTRATIONS

Illustrations show the construction of individual parts as well as assemblies. Wherever possible, the exact shape or detail is indicated. In some cases, illustrations cover "typical" constructions and will be so designated. The purpose of typical illustrations is to identify parts performing the same or similar functions. Parts are identified on each illustration by Basic Part Number Group. Parts that are not identified by a Basic Part Number Group are designated by a symbol which is explained by a footnote on the illustration. Standard parts are identified by the standard part number.

Illustrations which were originally developed for, or used in the 1963 or 1964 loose leaf catalogs will indicate not serviced parts with a star (★). Part numbers that are serviced in a kit or assembly but not serviced separately will not be called out with a basic group number or star (★).

### ALPHABETICAL INDEX

Reference to any part by Noun Name is provided in the Alphabetical Index. This index is an alphabetical listing of all parts showing Noun Name cross referenced to the Basic Number Group.

### STANDARD PARTS

Standard Parts in this catalog are listed immediately following the parts with which they are used and are referenced to the major part with which they are used by a small letter. This letter appears in brackets ( ) in the "Description, Size, Etc." column following the major part number, and in the "Model Or Engine Cubic Inch Displacement" column following the standard part number. Thus, all standard parts coded with an (a) are used with the major parts coded with an (a).

Conventional Standard Parts have no prefix but carry the suffix "S" followed by numbers which designate the finish. They are not assigned a Basic Part Number Group.

The following chart defines standard part suffix codes in respect to finish.

SUFFIX	FINISH	SUFFIX	FINISH
S	Plain	S28	Sterile coating
S2	Raven finish, oil or waxed	S29	Clear enamel over bright zinc
S3	Black paint	S30	Gold tinted enamel over bright zinc
S4	Raven finish & black paint	S31	Cadmium with zinc
S5	Copper plate	S32	Phosphate coat and paint
S6	Nickel plate	S33	Case hardened raven finish
S7	Cadmium plate	S34	Case hardened cadmium finish
S8	Zinc plate	S35	Zinc plate
S8B	Zinc plate	S36	Zinc plate and dichromate
S10	Tinned	S37	Chrome plated
S12	Lacquer to match trim	S38	Raven finish without oil or wax
S13	Chrome plated	S39	Cadmium plated
S14	Nickel plate-Butler finish	S40	Zinc plate
S15	Oxidized	S41	Pre-galvanized coat
S16	Lead	S42	Zinc or Cadmium plate—black
S18	Case hardened	S91	O-Ring material—oil resistant
S19	Brass plate	S92	O-Ring material—gasoline resistant
S20	Cement coated	S93	O-Ring material—non-mineral oil resistant
S21	Lacquer for identification	S94	O-Ring material—transmission fluid resistant
S22	Chrome plate-Butler finish	S100	Special
S23	Rustless steel-head polished		
S24	Hot tin coated		
S26	Cadmium or zinc plated and enamel		

## ORDERING PARTS FOR SERVICE

When ordering service replacement parts, always give the complete part number (not Basic Part Number) and part name. After this has been determined, refer to the Master Price and Reference List, Form MD-4230, for current "service" status of selected parts. If the parts do not appear in Form MD-4230, refer to the Obsolete-Superseded-Interchangeable Catalog, Form Number MD-8235.

Instructions for the use of Stock Order Pads and Order Forms are printed therein. When ordering Soft Trim Items, always follow this procedure:

1. Refer to the Soft Trim Section of the Master Price and Reference List, Form MD-4230 for part numbers desired.
2. Use Form FD-419-L, Dealers' Parts Order.
3. Furnish all necessary Patent Plate data.
4. Attach a piece of trim material to the order form.

Right Hand (R.H.) and Left Hand (L.H.) parts are so designated from the driver's position when seated in the car.



**BUY IT NOW!**

**Click Here To Order**

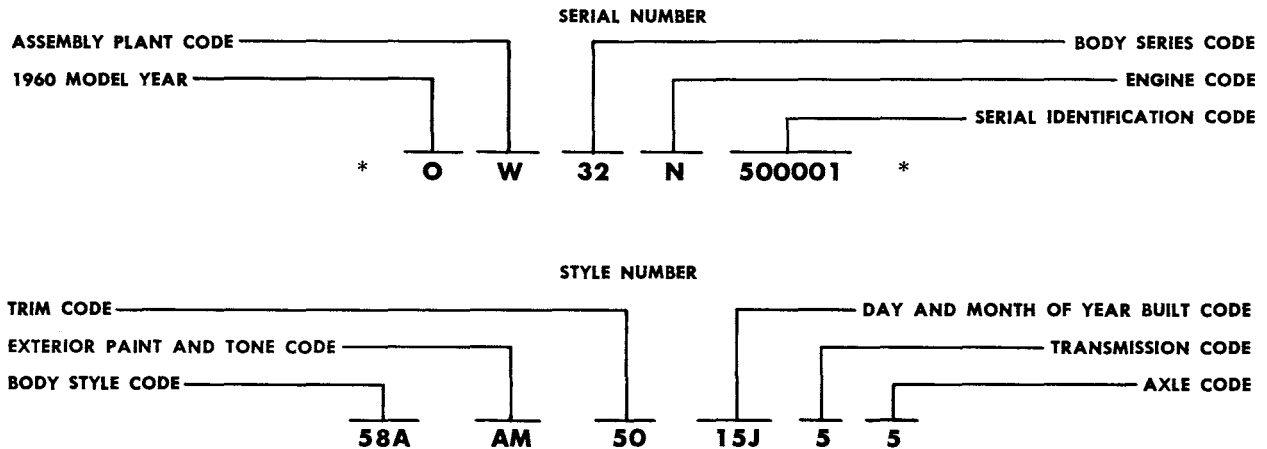


# TYPICAL 1960 PATENT PLATE INFORMATION

The Patent Plate is riveted to the front body pillar between the front door hinges. The Patent Plate includes information relative to the type of engine, axle, transmission, trim (exterior and interior), and body style of the vehicle. It also includes the date (day, month and year) and place of manufacture.

★ When a numerical suffix is placed after the trim code, the Deviation Trim Set is *not* serviced, and if an alphabetical suffix is placed after the trim code the Deviation Trim Set is to be serviced.

## PATENT PLATE DIAGRAM



SERIAL NUMBER      MADE IN USA BY **MERCURY** REG. U.S. PAT. OFF.  
 FORD MOTOR COMPANY

\* OW32N 500001 \*

BODY	COLOR	TRIM	DATE	TR	AX
58A	AM	50	15J	5	5

THIS VEHICLE IS CONSTRUCTED UNDER UNITED STATES LETTERS PATENTS

2 590 719	2 683 578	2 726 894	2 789 621
2 612 829	2 685 211	2 735 673	2 793 532
2 617 681	2 688 258	2 773 396	2 810 447
2 677 572	2 698 012	2 782 722	

OTHER PATENTS PENDING

★ NS-TRIM CODE  
22-I

★ SERVICED TRIM CODE  
22-A

THE FOLLOWING DEFINES THE VARIOUS CODES USED ON THE PATENT PLATE:

### ASSEMBLY PLANT CODES

CODE	ASSEMBLY PLANT	CODE	ASSEMBLY PLANT
H	Lorain	W	Wayne
J	Los Angeles	Y	Wixom
K	Kansas City	Z	St. Louis
T	Metuchen		

### SOFT TRIM SCHEME CODES

REFER TO: The Master Price  
& Reference List,  
Form MD-4230





**BUY IT NOW!**

Click Here To Order




# 1960 MERCURY MODEL IDENTIFICATION

MONTEREY  
2-DOOR OR 4-DOOR



PARKLANE  
OR MONTCLAIR  
2-DOOR OR 4-DOOR

COLONY PARK  
OR COMMUTER



BODY CODE	BODY STYLE	BODY CODE	BODY STYLE
57A	Monterey 4-Door Phaeton Sedan	63F	Parklane 2-Door Phaeton Coupe
57B	Montclair 4-Door Phaeton Sedan	64A	Monterey 2-Door Sedan
57F	Parklane 4-Door Phaeton Sedan	76A	Monterey 2-Door Convertible
58A	Monterey 4-Door Sedan	76D	Parklane 2-Door Convertible
58B	Montclair 4-Door Sedan	77A	Commuter 4-Door Station Wagon (6 or 8-Passenger)
63A	Monterey 2-Door Phaeton Coupe	77B	Colony Park 4-Door Station Wagon (6 or 8-Passenger)
63B	Montclair 2-Door Phaeton Coupe		



**BUY IT NOW!**

**Click Here To Order**



# 1960 MERCURY PATENT PLATE INFORMATION

The following breakdown of Codes will appear on the Patent Plate according to the build-up of each vehicle.

## ENGINE CODES

CODE	TYPE OF ENGINE
M	430 C.I.D. 8 Cyl. 2-V Carburetor
N	383 C.I.D. 8 Cyl. 2-V Carburetor
P	312 C.I.D. 8 Cyl. 2-V Carburetor

## AXLE CODES

CODE	TYPE OF AXLE
1	3.56:1 For S/T, 312 C.I.D.
3	3.10:1 For A/T, S/R, 312 C.I.D.
5	2.71:1 For A/T, D/R, 383 C.I.D.
6	2.91:1 For A/T, S/R, 383 C.I.D.
7	2.71:1 For A/T, D/R, 430 C.I.D.
8	2.91:1 For A/T, S/R, 430 C.I.D.

## BODY STYLE CODES

STYLE CODE	SERIES CODE	BODY STYLE
57A	34	Monterey Phaeton Sedan (4-Door Hardtop)
58A	32	Monterey 4-Door Sedan
63A	33	Monterey Phaeton Coupe (2-Door Hardtop)
64A	31	Monterey 2-Door Sedan
76A	35	Monterey 2-Door Convertible
57B	44	Montclair Phaeton Sedan (4-Door Hardtop)
58B	42	Montclair 4-Door Sedan
63B	43	Montclair Phaeton Coupe (2-Door Hardtop)
57F	54	Park Lane Phaeton Sedan (4-Door Hardtop)
63F	53	Park Lane Phaeton Coupe (2-Door Hardtop)
76D	55	Park Lane 2-Door Convertible
77A	37	Commuter 4-Door Station Wagon (6 or 8-Passenger)
77B	57	Colony Park 4-Door Station Wagon (6 or 8-Passenger)

## TRANSMISSION CODES

CODE	TYPE OF TRANSMISSION
1	Standard Transmission
3	PBM Automatic Transmission S/R
4	PBL Automatic Transmission D/R
5	PBL Automatic Transmission S/R
6	PBB Automatic Transmission D/R
7	PBB Automatic Transmission S/R

## VEHICLE DATE CODES

CODE	MONTH
A	January
B	February
C	March
D	April
E	May
F	June
G	July
H	August
J	September
K	October
L	November
M	December

Day of month precedes month Code Letter

## EXTERIOR PAINT CODES

CODE	COLOR	SPEC. NBR.
A	Tuxedo Black	M30J-1724
M	Sultana White	M30J-524
T	Valley Green Metallic (Medium)	M30J-1273
F	Inlet Blue (Light)	M30J-1226
E	Cote D'Azur Blue Metallic (Medium)	M30J-1225
J	Signal Red	M30J-1232
Z	Cloud Silver Metallic	M30J-1287
R	Sun Haze Yellow	M30J-1275
N	Polynesian Beige	M30J-1249
H	Javelin Bronze Metallic (Medium)	M30J-1230
U	Mountain Rose Metallic	M30J-1266
V	Summer Rose (Light)	M30J-1265
X	Tucson Turquoise Metallic (Light)	M30J-1271
D	Aztec Turquoise Metallic (Medium)	M30J-1070
B	Marine Blue Metallic (Dark)	M30J-1270




**BUY IT NOW!**


Click Here To Order



# 1960 COMET MODEL IDENTIFICATION



PASSENGER  
2-DOOR OR 4-DOOR



STATION WAGON  
2-DOOR OR 4-DOOR

BODY CODE	BODY STYLE
54A	4-Door Sedan
59A	2-Door Station Wagon
62A	2-Door Sedan
71A	4-Door Station Wagon



**BUY IT NOW!**

**Click Here To Order**



# 1960 COMET PATENT PLATE INFORMATION

The following breakdown of codes will appear on the Patent Plate according to the build-up of each vehicle

## BODY STYLE CODES

SERIES CODE	BODY CODE	BODY STYLE
01	62A	2-Door Sedan
02	54A	4-Door Sedan
06	59A	2-Door Station Wagon
07	71A	4-Door Station Wagon

## VEHICLE DATA CODES

CODE	*CODE	MONTH
A	N	January
B	P	February
C	Q	March
D	R	April
E	S	May
F	T	June
G	U	July
H	V	August
J	W	September
K	X	October
L	Y	November
M	Z	December

\*To be used if 1960 models exceed 12 months

## EXTERIOR PAINT CODES

CODE	COLOR	SPEC. NBR.
A	Tuxedo Velvet	M30J-1724
C	Crystal Turquoise	M30J-1139
E	Cote D'Azure Blue Metallic	M30J-1225
F	Inlet Blue	M30J-1226
H	Javelin Bronze Metallic	M30J-1230
J	Signal Red	M30J-1232
K	Twilight Turquoise Metallic	M30J-1233
M	Sultana White	M30J-1238
T	Valley Green Met.	M30J-1273
W	Cameo Green	M30J-1274
Z	Cloud Silver Metallic	M30J-1287

## REAR AXLE CODES

CODE	RATIO
1	3.56:1
2	3.89:1
3	3.10:1
J	3.50:1

## TRANSMISSION CODES

CODE	TRANSMISSION TYPE
1	Standard
3	Automatic (Single Range)

## ENGINE CODES

CODE	ENGINE TYPE
S	6 Cyl. OHV 144 Cubic Inch
D	6 Cyl. OHV 144 Cubic Inch Low Compression (84 Octane)




**BUY IT NOW!**


**Click Here To Order**



# 1960 LINCOLN MODEL IDENTIFICATION



CONTINENTAL



PREMIERE

BODY CODE	BODY STYLE	BODY CODE	BODY STYLE
53A	LINCOLN 4-DOOR SEDAN	63A	LINCOLN 2-DOOR COUPE
53B	PREMIERE 4-DOOR SEDAN	63B	PREMIERE 2-DOOR COUPE
54A	CONTINENTAL 4-DOOR SEDAN	65A	CONTINENTAL 2-DOOR COUPE
57A	LINCOLN 4-DOOR LANDAU	68A	CONTINENTAL 2-DOOR CONVERTIBLE
57B	PREMIERE 4-DOOR LANDAU	75A	CONTINENTAL 4-DOOR LANDAU



**BUY IT NOW!**

**Click Here To Order**



# 1960 LINCOLN PATENT PLATE INFORMATION

## BODY STYLE CODES

BODY CODE	SERIES CODE	BODY STYLE
57A	62	Lincoln 4-Door Landau
63A	63	Lincoln 2-Door Coupe
53A	64	Lincoln 4-Door Sedan
53B	72	Premiere 4-Door Sedan
63B	73	Premiere 2-Door Coupe
57B	74	Premiere 4-Door Landau
54A	82	Continental 4-Door Sedan
65A	83	Continental 2-Door Coupe
75A	84	Continental 4-Door Landau
68A	85	Continental 2-Door Convertible

## ENGINE CODE

CODE	ENGINE TYPE
H	430 C.I.D. 8 CYL.-2V

## TRANSMISSION CODE

CODE	TRANSMISSION TYPE
4	AUTOMATIC DUAL RANGE

## REAR AXLE CODE

NON-LOCKING DIFF.	RATIO	LOCKING DIFF.
7	2.89:1	G

## EXTERIOR PAINT CODES

(A "No Punch" in the paint color space indicates Special Paint)

CODE LETTER	COLOR NAME	SPEC. NUMBER
A	Presidential Black	(M-30J-1724)
B	Marine Blue Poly	(M-30J-1270)
D	Sapphire Poly	(M-30J-1070)
E	Electric Blue Poly	(M-30J-1269)
F	Blue Crystal	(M-30J-1226)
G	Tawney Beige	(M-30J-1262)
I	Pale Turquoise	(M-30J-1271)
J	Cherokee Red	(M-30J-1232)
L	Gold Dust Poly	(M-30J-1276)
M	Polaris White	(M-30J-1238)
N	Platinum	(M-30J-921)
Q	Copper Poly	(M-30J-824)
R	Pastel Yellow	(M-30J-1275)
S	Deerfield Green Poly	(M-30J-1272)
T	Terre Veree Green Poly	(M-30J-1273)
U	Metallic Rose Glow Poly	(M-30J-1266)
V	Twilight Pink	(M-30J-1265)
W	Killarney Green	(M-30J-1274)
X	Maple Leaf Poly	(M-30J-1264)
Y	Spartan Gray Poly	(M-30J-1267)
Z	Silver Poly	(M-30J-1287)

## VEHICLE DATE CODES

CODE	*CODE	MONTH
A	N	January
B	P	February
C	Q	March
D	R	April
E	S	May
F	T	June
G	U	July
H	V	August
J	W	September
K	X	October
L	Y	November
M	Z	December

\*To be used if 1960 model exceeds 12 months.



**BUY IT NOW!**

Click Here To Order

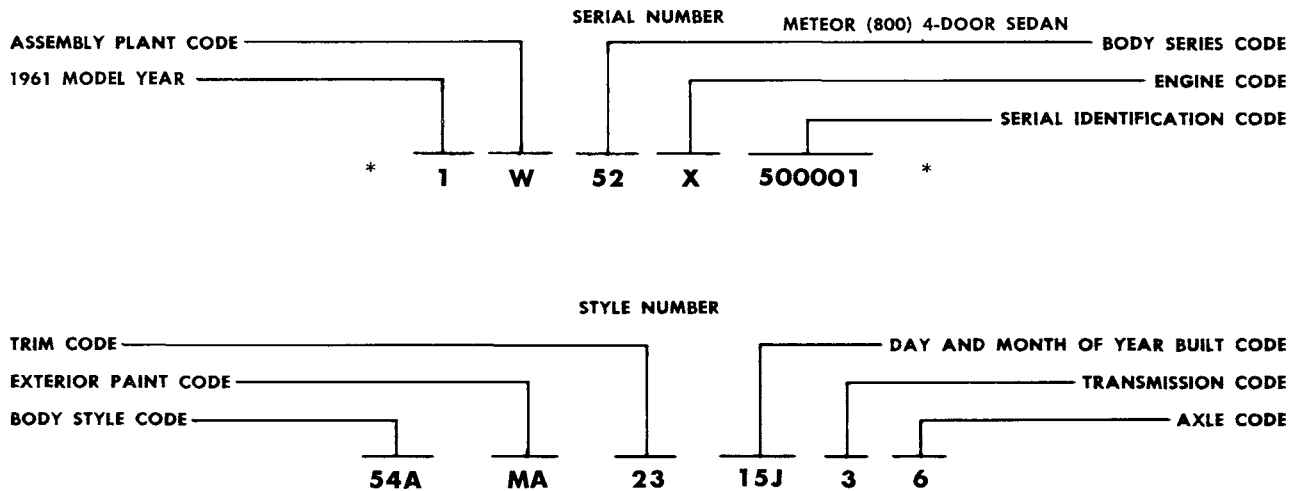


# TYPICAL 1961 PATENT PLATE INFORMATION

The Patent Plate is riveted to the front body pillar between the front door hinges on the Lincoln and Mercury. The Comet Patent Plate is riveted to the left front door below the door lock. The Patent Plate includes information relative to the type of engine, axle, transmission, trim (exterior and interior), and body style of the vehicle. It also includes the date (day, month and year) and place of manufacture.

★ When a numerical suffix is placed after the trim code, the Deviation Trim Set is not serviced, and if an alphabetical suffix is placed after the trim code the Deviation Trim Set is to be serviced.

## PATENT PLATE DIAGRAM



SERIAL NUMBER      MADE IN USA BY **MERCURY** REG. U.S. PAT. OFF.  
 FORD MOTOR COMPANY

\* 1W52X 500001 \*

BODY	COLOR	TRIM	DATE	TR	AX
54A	MA	23	15J	3	6

THIS VEHICLE IS CONSTRUCTED UNDER UNITED STATES LETTERS PATENTS

2 590 719	2 683 578	2 726 894	2 789 621
2 612 829	2 685 211	2 735 673	2 793 532
2 617 681	2 688 258	2 773 396	2 810 447
2 677 572	2 698 012	2 782 722	

OTHER PATENTS PENDING

★NS TRIM CODE  
23-1

★SERVICED TRIM CODE  
23-A

THE FOLLOWING DEFINES THE VARIOUS CODES USED ON THE PATENT PLATE.

### ASSEMBLY PLANT CODES

CODE	ASSEMBLY PLANT	CODE	ASSEMBLY PLANT
E	Mahwah	W	Wayne
H	Lorain	Y	Wixom
J	Los Angeles	Z	St. Louis
K	Kansas City		
R	San Jose		

### SOFT TRIM SCHEME CODES

REFER TO: The Master Price & Reference List,  
Form MD-4230





**BUY IT NOW!**

Click Here To Order




# 1961 MERCURY MODEL IDENTIFICATION

**MONTEREY**  
2-DOOR OR 4-DOOR



**METEOR**  
2-DOOR OR 4-DOOR

**COLONY PARK  
OR COMMUTER**



BODY CODE	BODY STYLE	BODY CODE	BODY STYLE
54A	Meteor (800) 4-Door Sedan	75A	Meteor (800) 4-Door Hardtop
54B	Monterey 4-Door Sedan	75B	Monterey 4-Door Hardtop
58A	Meteor (600) 4-Door Sedan	76A	Monterey 2-Door Convertible
62A	Meteor (800) 2-Door Sedan	71A	Commuter 4-Door Sta. Wagon (6 or 9 Passenger)
64A	Meteor (600) 2-Door Sedan	71B	Colony Park 4-Door Sta. Wagon (6 or 9 Passenger)
65A	Meteor (800) 2-Door Hardtop		
65B	Monterey 2-Door Hardtop		



**BUY IT NOW!**

**Click Here To Order**



# 1961 MERCURY PATENT PLATE INFORMATION

The following breakdown of Codes will appear on the Patent Plate according to the build-up of each vehicle.

## EXTERIOR PAINT CODES

(A "No Punch" in Paint Code space designates special paint)

CODE	COLOR	SPEC. NBR.
A	Presidential Black	M30J-1724
C	Turquoise Mist	M30J-1139
D	Blue Haze	M30J-1361
E	Saxon Green Metallic	M30J-1364
F	Sunburst Yellow	M30J-1366
G	Tawny Beige	M30J-1262
H	Empress Blue Metallic	M30J-1367
J	Signal Red	M30J-1232
L	Gold Dust Metallic	M30J-1276
M	Sultana White	M30J-1238
Q	Sheffield Gray Metallic	M30J-1371
R	Columbia Blue Haze	M30J-1372
S	Green Frost	M30J-1373
V	Summer Rose	M30J-1265
W	Regency Turquoise Metallic	M30J-1385

## BODY STYLE CODES

STYLE CODE	SERIES CODE	BODY STYLE
54A	52	Meteor 4-Door Sedan (800)
54B	62	Monterey 4-Door Sedan
58A	42	Meteor 4-Door Sedan (600)
62A	51	Meteor 2-Door Sedan (800)
64A	41	Meteor 2-Door Sedan (600)
65A	57	Meteor 2-Door Hardtop (800)
65B	67	Monterey 2-Door Hardtop
75A	54	Meteor 4-Door Hardtop (800)
75B	64	Monterey 4-Door Hardtop
76A	65	Monterey Convertible
71A	74	Commuter 4-Door (6 or 9 Passenger)
71B	76	Colony Park 4-Door (6 or 9 Passenger)

## VEHICLE DATE CODES

CODE	*CODE	MONTH
A	N	January
B	P	February
C	Q	March
D	R	April
E	S	May
F	T	June
G	U	July
H	V	August
J	W	September
K	X	October
L	Y	November
M	Z	December

\*2 Year Code Letters To Be Used if 1961 Models Exceed 12 Months.

## AXLE CODES

NON-LOCKING DIFF.	RATIO	LOCKING DIFF.
1	3.56:1	A
2	3.89:1	B
3	3.10:1	C
6	3.00:1	F
8	2.91:1	—

## ENGINE CODES

CODE	ENGINE TYPE
V	223—C.I.D. 6 Cyl., 1-V Carb.
W	292—C.I.D. 8 Cyl., 2-V Carb.
X	352—C.I.D. 8 Cyl., 2-V Carb.
Z	390—C.I.D. 8 Cyl., 4-V Carb.
T	292—C.I.D. 8 Cyl., 2-V Carb. (Low Comp. 84 Oct.)
R	390—C.I.D. 8 Cyl., 4-V Carb. (Low Comp. 84 Oct.)

## TRANSMISSION CODES

CODE	TRANSMISSION TYPE
1	Standard (S/T)
2	Overdrive (O/D)
3	Two Speed Automatic (2/S)
4	Dual Range Automatic (D/R)
C	Single Range Automatic (S/R)



**BUY IT NOW!**

Click Here To Order



# 1961 COMET MODEL IDENTIFICATION

PASSENGER  
2-DOOR OR 4-DOOR



STATION WAGON  
2-DOOR OR 4-DOOR



BODY CODE	BODY STYLE
54A	4-Door Sedan
59A	2-Door Station Wagon
62A	2-Door Sedan
71A	4-Door Station Wagon
62A	2-Door Sedan (S-22)



**BUY IT NOW!**

**Click Here To Order**

XIV



# 1961 COMET PATENT PLATE INFORMATION

The following breakdown of Codes will appear on the Patent Plate according to the build-up of each vehicle.

## BODY STYLE CODES

BODY CODE	SERIES CODE	BODY STYLE
62A	11	2-Door Sedan
54A	12	4-Door Sedan
62A	17	2-Door Sedan (S-22)
59A	21	2-Door Station Wagon
71A	22	4-Door Station Wagon

## VEHICLE DATE CODES

CODE	*CODE	MONTH
A	N	January
B	P	February
C	Q	March
D	R	April
E	S	May
F	T	June
G	U	July
H	V	August
J	W	September
K	X	October
L	Y	November
M	Z	December

\*2 year code letters to be used if 1961 models exceed 12 months

## ENGINE CODES

CODE	ENGINE TYPE
S	6 Cyl. OHV 144 C.I.D.
D	6 Cyl. OHV 144 C.I.D. (Comp. 84 Octane)
E	6 Cyl. 170 C.I.D. (Low Comp. 84 Octane)
U	6 Cyl. OHV 170 C.I.D.

## EXTERIOR PAINT CODES

(A "No Punch" In Paint Code Space Designates Special Paint)

CODE	COLOR	SPEC. NBR.
A	Presidential Black	M30J-1724
C#	Turquoise Mist	M30J-1139
D	Blue Haze	M30J-1361
E*	Saxon Green Metallic	M30J-1364
H	Empress Blue Metallic	M30J-1367
J	Signal Red	M30J-1232
K#	Golden Bronze Metallic	M30J-1369
M	Sultana White	M30J-1238
Q	Sheffield Gray Metallic	M30J-1371
R	Columbia Blue Metallic	M30J-1372
S*	Green Frost	M30J-1373
W	Regency Turquoise Metallic	M30J-1385

(All Colors Used On All Models Except As Noted)

\*Use On All Models Except 62A (S-22)

# Used on Model 62A (S-22) Only

## TRANSMISSION CODES

CODE	TRANSMISSION TYPE
1	Standard
3	Automatic

## REAR AXLE CODES


CODE	RATIO
3	3.10:1
4	4.00:1
5	3.20:1
J	3.50:1




**BUY IT NOW!**  
Click Here To Order



# 1961 LINCOLN CONTINENTAL MODEL IDENTIFICATION



SEDAN OR HARDTOP



CONVERTIBLE

BODY CODE	BODY STYLE
53A	Lincoln Continental 4-Door Sedan
74A	Lincoln Continental 4-Door Convertible



**BUY IT NOW!**

**Click Here To Order**



# 1961 LINCOLN CONTINENTAL PATENT PLATE INFORMATION

The following breakdown of Codes will appear on the Patent Plate according to the build-up of each vehicle

## BODY STYLE CODES

BODY CODE	SERIES CODE	BODY STYLE
53A	82	Lincoln Continental 4-Door Sedan
57C	84	Lincoln Continental 4-Door Hardtop
74A	86	Lincoln Continental 4-Door Convertible

## TRANSMISSION CODE

CODE	TRANSMISSION TYPE
4	AUTOMATIC DUAL RANGE

## REAR AXLE CODE

NON-LOCKING DIFF.	RATIO	LOCKING DIFF.
7	2.89:1	G

## VEHICLE DATE CODES

CODE	*CODE	MONTH
A	N	January
B	P	February
C	Q	March
D	R	April
E	S	May
F	T	June
G	U	July
H	V	August
J	W	September
K	X	October
L	Y	November
M	Z	December

*\*To be used if 1961 model exceeds 12 months.*

## EXTERIOR PAINT CODES

(A "No Punch" in the paint color space indicates Special Paint)

CODE	COLOR	SPEC. NBR.
A	Presidential Black	M-30J-1724
B	Royal Red Metallic	M-30J-1368
C	Turquoise Mist	M-30J-1139
D	Blue Haze	M-30J-1361
E	Saxon Green Metallic	M-30J-1364
F	Sunburst Yellow	M-30J-1366
H	Empress Blue Metallic	M-30J-1367
K	Crystal Green	M-30J-1430
M	Sultana White	M-30J-1238
N	Platinum	M-30J-921
I	Green Velvet Metallic	M-30J-1426
P	Executive Gray Metallic	M-30J-1370
Q	Sheffield Gray Metallic	M-30J-1371
R	Columbia Blue Haze	M-30J-1372
T	Honey Beige	M-30J-1383
U	Rose Glow Metallic	M-30J-1266
V	Summer Rose	M-30J-1265
W	Regency Turquoise Metallic	M-30J-1385
X	Black Cherry	M-30J-1444
Y	Briar Brown Metallic	M-30J-1425
Z	Desert Frost	M-30J-1427

## ENGINE CODE

CODE	ENGINE TYPE
H	430 C.I.D. 8 CYL.-2V
K	430 C.I.D. 8 CYL.-2V-LOW COMP. 84 OCTANE



**BUY IT NOW!**  
Click Here To Order

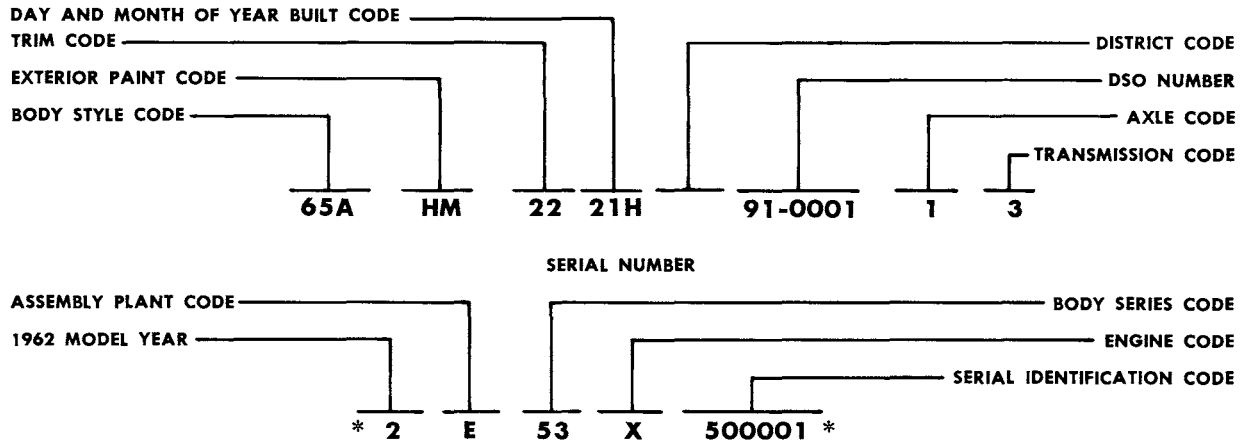


# TYPICAL 1962 PATENT PLATE INFORMATION

The Patent Plate is riveted to the front body pillar between the front door hinges on the Lincoln and Mercury. The Comet Patent Plate is riveted to the left front door below the door lock. The Patent Plate includes information relative to the type of engine, axle, transmission, trim (exterior and interior), and body style of the vehicle. It also includes the date (day, month and year), place manufactured, and the code number of the district ordering the unit.

★ When a numerical suffix is placed after the trim code (see patent plate illustration), the Deviation Trim Set is not serviced, and if an alphabetical suffix is placed after the trim code the Deviation Trim Set is to be serviced.

## PATENT PLATE DIAGRAM



BODY	COLOR	TRIM	DATE	DSO	AXLE	TRANS
65A	HM	22	21H	91-0001	1	3

MADE IN U.S.A. BY FORD MOTOR COMPANY

SERIAL NUMBER  
\*2E53X500001\*

**Mercury**  
**MONTEREY**

THIS VEHICLE IS CONSTRUCTED UNDER UNITED STATES LETTER PATENTS

2 590 719	2 698 012	2 789 621	2 906 140	2 932 291
2 612 829	2 726 894	2 793 532	2 908 262	2 947 373
2 617 681	2 735 673	2 810 447	2 923 830	2 973 670
2 677 572	2 773 396	2 876 759	2 925 159	2 975 775
2 683 578	2 782 722	2 886 341	2 929 652	

OTHER PATENTS PENDING

★  
NS TRIM CODE  
22 1

★  
SERVICED TRIM CODE  
22 A

THE FOLLOWING DEFINES THE VARIOUS CODES USED ON THE PATENT PLATE:

### ASSEMBLY PLANT CODES

CODE	ASSEMBLY PLANT	CODE	ASSEMBLY PLANT
E	Mahwah	R	San Jose
F	Dearborn	T	Metuchen
H	Lorain	W	Wayne
J	Los Angeles	Y	Wixom
			St. Louis

### SOFT TRIM SCHEME CODES

REFER TO: The Master Price & Reference List Form MD-4230

### DISTRICT CODE

Effective February 1962 the Code Number of the District ordering the unit will be reflected in the DSO space on all units.

Refer to: The Master Price & Reference List Form MD-4230 for District Reference Number.




**BUY IT NOW!**

Click Here To Order




# 1962 MERCURY MODEL IDENTIFICATION


MERCURY  
2-DOOR



MERCURY  
4-DOOR



COLONY PARK  
OR  
COMMUTER



BODY CODE	BODY STYLE	BODY CODE	BODY STYLE
54A	4-Door Sedan	71A	4-Door Commuter Station Wagon (6-Passenger)
54B	4-Door Sedan—Custom	71B	4-Door Colony Park Station Wagon (6 Passenger)
62A	2-Door Sedan	71C	4-Door Commuter Station Wagon (9 Passenger)
65A	2-Door Sedan Hardtop	71D	4-Door Colony Park Station Wagon (9 Passenger)
65B	2-Door Sedan Hardtop—Custom		
65C	2-Door "S-55" Hardtop		
75A	4-Door Sedan Hardtop		
75B	4-Door Sedan Hardtop—Custom		
76A	2-Door Convertible		
76B	2-Door "S-55" Convertible		



**BUY IT NOW!**

[Click Here To Order](#)



# 1962 MERCURY PATENT PLATE INFORMATION

The following breakdown of Codes will appear on the Patent Plate according to the build-up of each vehicle.

## EXTERIOR PAINT CODES

(A "No Punch" In Paint Code Space Designates Special Paint)

CODE	COLOR	SPEC. NBR.
A	Presidential Black	M30J—1724
B	Medium Turquoise	M30J—1613
D	Ocean Turquoise	M30J—1451
E	Pacific Blue Metallic	M30J—1448
F	Sea Blue	M30J—1449
H	Blue Satin	M30J—1447
I	Castilian Gold	M30J—1459
J	Carnival Red	M30J—1515
K	Light Aqua	M30J—1452
L	Teaberry	M30J—1458
M	Sultana White	M30J—1238
P	Scotch Green	M30J—1454
Q	Sheffield Gray Metallic	M30J—1371
R	Jamaica Yellow	M30J—1456
T	Champagne	M30J—1543
U	Velvet Turquoise	M30J—1450
X	Black Cherry	M30J—1444
Z	Desert Frost	M30J—1427

## TRANSMISSION CODES

CODE	TRANSMISSION TYPE
1	Standard (3-Speed) (S/T)
2	Overdrive (O/D)
3	Two Speed Automatic (2/S)
4	Dual Range Automatic (D/R)
5	Standard (4-Speed) (4/S)

## ENGINE CODES

CODE	ENGINE TYPE
V	223—C.I.D. 6 Cyl., 1-V Carb.
W	292—C.I.D. 8 Cyl., 2-V Carb.
X	352—C.I.D. 8 Cyl., 2-V Carb.
Z	390—C.I.D. 8 Cyl., 4-V Carb.
P	390—C.I.D. 8 Cyl., 4-V Carb. Interceptor RPO
T	292—C.I.D. 8 Cyl., 2-V Carb. (Low Comp. 84 Oct.)
R	390—C.I.D. 8 Cyl., 4-V Carb. (Low Comp. 84 Oct.)
B	406—C.I.D. 8 Cyl., 4-V Carb.
G	406—C.I.D. 8 Cyl., 6-V Carb.

## BODY STYLE CODES

BODY CODE	SERIES CODE	BODY STYLE
54A	52	4-Door Sedan—C/P
54B	62	4-Door Sedan—Custom—C/P
62A	51	2-Door Sedan
65A	53	2-Door Hardtop
65B	63	2-Door Hardtop—Custom
65C	67	2-Door "S-55" Hardtop
75A	54	4-Door Hardtop
75B	64	4-Door Hardtop—Custom
76A	65	2-Door Convertible
76B	69	2-Door "S-55" Convertible
71A	72	4-Door Commuter Station Wagon (6 Passenger)
71B	76	4-Door Colony Park Station Wagon—Custom (6 Passenger)
71C	72	4-Door Commuter Station Wagon (9 Passenger)
71D	76	4-Door Colony Park Station Wagon—Custom (9 Passenger)

## REAR AXLE CODES

NON-LOCKING DIFF.	RATIO	LOCKING DIFF.
1	3.00:1	A
5	3.50:1	
6	3.56:1	B
7	3.80:1	
8	3.89:1	F

## VEHICLE DATE CODES

CODE	*CODE	MONTH
A	N	January
B	P	February
C	Q	March
D	R	April
E	S	May
F	T	June
G	U	July
H	V	August
J	W	September
K	X	October
L	Y	November
M	Z	December

\*2 Year Code Letters To Be Used if 1962 Models Exceed 12 Months.




**BUY IT NOW!**

Click Here To Order


XX



# 1962 METEOR MODEL IDENTIFICATION



2-DOOR SEDAN



4-DOOR SEDAN

BODY CODE	BODY STYLE
54A	4-Door Sedan
54B	4-Door Sedan— Custom
62A	2-Door Sedan
62B	2-Door Sedan— Custom
62C	2-Door Sedan— (S-33)



**BUY IT NOW!**

**Click Here To Order**



# 1962 METEOR PATENT PLATE INFORMATION

The following breakdown of Codes will appear on the Patent Plate according to the build-up of each vehicle.

## BODY STYLE CODES

STYLE CODE	SERIES CODE	BODY STYLE
54A	32	4 Door Sedan
54B	42	4 Door Sedan—Custom
62A	31	2 Door Sedan
62B	41	2 Door Sedan—Custom
62C	47	2 Door Sedan—(S-33)

## ENGINE CODES

CODE	ENGINE TYPE
U	6 CYL. OHV 170 C.I.D. 1V
E	6 CYL. OHV 170 C.I.D. 1V (Low Comp.)
L	8 CYL. OHV 221 C.I.D. 2-V
C	8 CYL. OHV 221 C.I.D. 2-V (Low Comp.)
F	8 CYL. OHV 260 C.I.D. 2V

## TRANSMISSION CODES

CODE	TRANSMISSION TYPE
1	Standard
2	Overdrive
3	Automatic

## REAR AXLE CODES

CODE	RATIO
1	3.00:1
4	3.25:1
5	3.50:1

## EXTERIOR PAINT CODES

(A "No Punch" In Paint Code Space Designates Special Paint)

CODE	COLOR	SPEC. NBR.
A	Presidential Black	M30J-1724
B	Medium Turquoise	M30J-1613
D	Ocean Turquoise Metallic	M30J-1451
E	Pacific Blue Metallic	M30J-1448
F	Sea Blue	M30J-1449
J	Carnival Red	M30J-1515
K	Light Aqua	M30J-1452
H	Blue Satin Metallic	M30J-1447
I	Castilian Gold	M30J-1459
M	Sultana White	M30J-1238
P	Scotch Green	M30J-1454
Q	Sheffield Gray Metallic	M30J-1371
R	Jamaica Yellow	M30J-1456
T	Champagne	M30J-1543
X	Black Cherry Metallic	M30J-1444
Z	Desert Frost Metallic	M30J-1427

## VEHICLE DATE CODES

CODE	*CODE	MONTH
A	N	January
B	P	February
C	Q	March
D	R	April
E	S	May
F	T	June
G	U	July
H	V	August
J	W	September
K	X	October
L	Y	November
M	Z	December

\*2 year code letters to be used if 1962 models exceed 12 months




**BUY IT NOW!**


Click Here To Order



# 1962 COMET MODEL IDENTIFICATION



PASSENGER  
2-DOOR OR 4-DOOR



STATION WAGON  
2-DOOR OR 4-DOOR

BODY CODE	BODY STYLE
54A	4-Door Sedan
54B	4-Door Sedan—Custom
62A	2-Door Sedan
62B	2-Door Sedan—Custom
62C	2-Door Sedan—Special (S-22)
59A	2-Door Station Wagon
59B	2-Door Station Wagon—Custom
71A	4-Door Station Wagon
71B	4-Door Station Wagon—Custom
71C	4-Door Station Wagon—Villager
71D	4-Door Station Wagon—Villager Bucket Seat



**BUY IT NOW!**

**Click Here To Order** 

XXIII



# 1962 COMET PATENT PLATE INFORMATION

The following breakdown of Codes will appear on the Patent Plate according to the build-up of each vehicle.

## BODY STYLE CODES

BODY CODE	SERIES CODE	BODY STYLE
54A	02	4 Door Sedan—C/P
54B	12	4 Door Sedan—Custom—C/P
62A	01	2 Door Sedan—C/P
62B	11	2 Door Sedan—Custom—C/P
62C	17	2 Door Sedan—Special (S-22)
59A	21	2 Door Station Wagon
59B	23	2 Door Station Wagon—Custom
71A	22	4 Door Station Wagon
71B	24	4 Door Station Wagon—Custom
71C	26	4 Door Station Wagon—Villager
71D	26	4 Door Station Wagon—Villager Bucket Seat

## ENGINE CODES

CODE	ENGINE TYPE
S	6 CYL. OHV 144 C.I.D.
D	6 CYL. OHV 144 C.I.D. (Low Comp.)
E	6 CYL. OHV 170 C.I.D. (Low Comp.)
U	6 CYL. OHV 170 C.I.D.

## TRANSMISSION CODES

CODE	TRANSMISSION TYPE
1	Standard
3	Automatic

## REAR AXLE CODES

CODE	RATIO
3	3.20:1
5	3.50:1
9	4.00:1

## EXTERIOR PAINT CODES

(A "No Punch" In Paint Code Space Designates Special Paint)

CODE	COLOR	SPEC. NBR.
A	Presidential Black	M30J-1724
B	Medium Turquoise	M30J-1613
D	Ocean Turquoise Metallic	M30J-1451
E	Pacific Blue Metallic	M30J-1448
F	Sea Blue	M30J-1449
J	Carnival Red	M30J-1515
K	Light Aqua	M30J-1452
H	Blue Satin Metallic	M30J-1447
I	Castilian Gold	M30J-1459
M	Sultana White	M30J-1238
P	Scotch Green	M30J-1454
Q	Sheffield Gray Metallic	M30J-1371
R	Jamaica Yellow	M30J-1456
T	Champagne	M30J-1543
X	Black Cherry Metallic	M30J-1444
Z	Desert Frost Metallic	M30J-1427

## VEHICLE DATE CODES

CODE	*CODE	MONTH
A	N	January
B	P	February
C	Q	March
D	R	April
E	S	May
F	T	June
G	U	July
H	V	August
J	W	September
K	X	October
L	Y	November
M	Z	December

\*2 year code letters to be used if 1962 models exceed 12 months




**BUY IT NOW!**

Click Here To Order




# 1962 LINCOLN CONTINENTAL MODEL IDENTIFICATION

SEDAN



CONVERTIBLE



BODY CODE	BODY STYLE
53	Lincoln Continental 4-Door Sedan
74	Lincoln Continental 4-Door Convertible



**BUY IT NOW!**

**Click Here To Order**



# 1962 LINCOLN CONTINENTAL PATENT PLATE INFORMATION

The following breakdown of Codes will appear on the Patent Plate according to the build-up of each vehicle

## BODY STYLE CODES

BODY CODE	SERIES CODE	BODY STYLE
53A	82	Lincoln Continental 4-Door Sedan
74A	86	Lincoln Continental 4-Door Convertible

## TRANSMISSION CODE

CODE	TRANSMISSION TYPE
4	AUTOMATIC DUAL RANGE

## REAR AXLE CODE

NON-LOCKING DIFF.	RATIO	LOCKING DIFF.
I	2:89:1	A

## VEHICLE DATE CODES

CODE	*CODE	MONTH
A	N	January
B	P	February
C	Q	March
D	R	April
E	S	May
F	T	June
G	U	July
H	V	August
J	W	September
K	X	October
L	Y	November
M	Z	December

*\*To be used if 1962 model exceeds 12 months*

## EXTERIOR PAINT CODES

(A "No Punch" in the paint color space indicates Special Paint)

CODE	COLOR	SPEC. NBR.
A	Presidential Black	M30J-1724
B	Royal Red	M30J-1368
C	Oxford Gray	M30J-1445
D	Riviera Turquoise	M30J-1070
E	Bermuda Blue	M30J-1269
F	Powder Blue	M30J-1226
G	Silver Mink	M30J-1446
H	Nocturne Blue	M30J-1544
I	Castilian Gold	M30J-1459
L	Teaberry	M30J-1458
M	Sultana White	M30J-1238
N	Platinum	M30J-921
P	Scotch Green	M30J-1454
R	Jamaica Yellow	M30J-1456
S	Highlander Green	M30J-1453
T	Champagne	M30J-1543
U	Velvet Turquoise	M30J-1450
V	Chestnut	M30J-1470
X	Black Cherry	M30J-1444
Z	Desert Frost	M30J-1427

## ENGINE CODE

CODE	ENGINE TYPE
H	430 C.I.D. 8 CYL.-2V
K	430 C.I.D. 8 CYL.-2V-LOW COMPRESSION 84 OCTANE



**BUY IT NOW!**

**Click Here To Order**

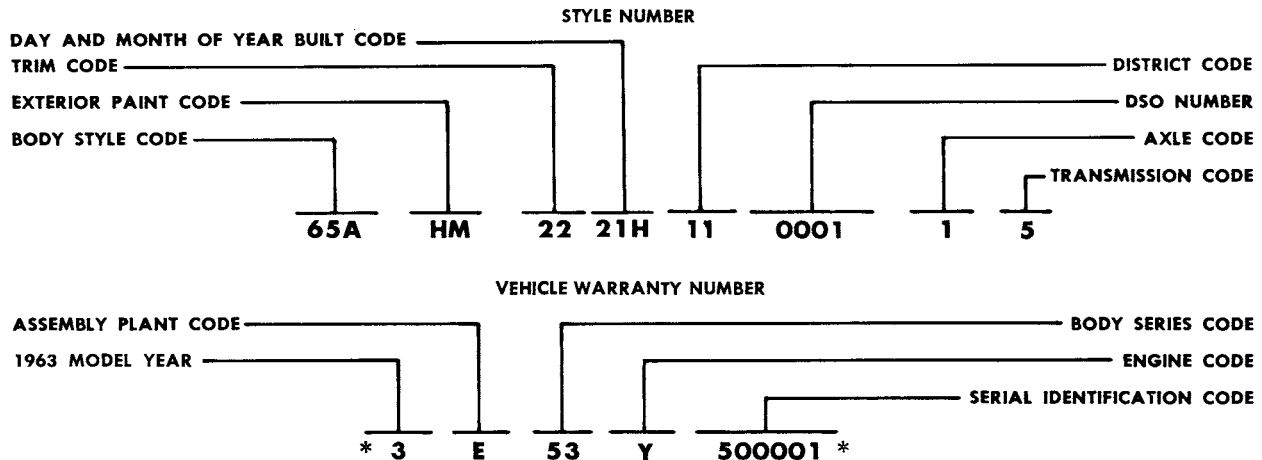


# TYPICAL 1963 WARRANTY PLATE INFORMATION

The Warranty Plate is riveted to the left front door below the door lock. The Warranty Plate includes information relative to the type of engine, axle, transmission, trim (exterior and interior), and body style of the vehicle. It also includes the date (day, month and year) and place of manufacture.

★When a numerical suffix is placed after the trim code (see Warranty Plate illustration), the Deviation Trim Set is *not* serviced, and if an alphabetical suffix is placed after the trim code the Deviation Trim Set is to be serviced.

## WARRANTY PLATE DIAGRAM



BODY	COLOR	TRIM	DATE	DSO	AXLE	TRANS
65A	HM	22	21H	11	0001	1 5

VEHICLE WARRANTY NUMBER  
**3E53Y 500001**

NOT FOR TITLE OR REGISTRATION PURPOSES

THIS VEHICLE IS MANUFACTURED UNDER UNITED STATES AND FOREIGN PATENTS AND PATENT APPLICATIONS

A PRODUCT OF MOTOR COMPANY MADE IN U.S.A.

★  
 NS TRIM CODE  
 22 1

★  
 SERVICED TRIM CODE  
 22 A

### ASSEMBLY PLANT CODES

CODE	ASSEMBLY PLT.	CODE	ASSEMBLY PLT.
E	Mahwah	R	San Jose
F	Dearborn	T	Metuchen
H	Lorain	W	Wayne
J	Los Angeles	Y	Wixom
K	Kansas City	Z	St. Louis

### SOFT TRIM SCHEME CODES

REFER TO: The Master Price & Reference List, Form MD-4230



### DISTRICT CODES

Refer to: Soft Trim Section of Master Price & Reference List Form MD-4230.


**BUY IT NOW!**  
 Click Here To Order

# 1963 MERCURY MODEL IDENTIFICATION

PASSENGER  
2-DOOR OR 4-DOOR



CONVERTIBLE



STATION WAGON

BODY CODE	BODY STYLE	BODY CODE	BODY STYLE
54A	4-Door Sedan	71B	4-Door Colony Park Station Wagon (6 Passenger)
54B	4-Door Sedan—Custom	71D	4-Door Colony Park Station Wagon (9 Passenger)
62A	2-Door Sedan	75A	4-Door Sedan Hardtop
63B	2-Door Fastback Hardtop—Custom	75B	4-Door Sedan Hardtop—Custom
63C	2-Door "S-55" Fastback Hardtop	75C	4-Door "S-55" Hardtop
65A	2-Door Sedan Hardtop	76A	2-Door Convertible
65B	2-Door Sedan Hardtop—Custom	76B	2-Door "S-55" Convertible
65C	2-Door "S-55" Hardtop		



**BUY IT NOW!**

**Click Here To Order**



# 1963 MERCURY WARRANTY PLATE INFORMATION

The following breakdown of Codes will appear on the Warranty Plate according to the build-up of each vehicle.

## EXTERIOR PAINT CODES

(A "No Punch" In Paint Code Space Designates Special Paint)

CODE	COLOR	*SPEC. NBR.
A	Presidential Black	M30J-1724
B	Peacock Turquoise	M30J-1613
D	Ocean Turquoise	M30J-1451
E	Pacific Blue Metallic	M30J-1448
H	Blue Satin	M30J-1447
I	Castilian Gold	M30J-1459
J	Carnival Red	M30J-1515
M	Sultana White	M30J-1238
P	Scotch Green	M30J-1454
R	Jamaica Yellow	M30J-1456
T	Champagne	M30J-1543
W	Pink Frost	M30J-1555
X	Black Cherry	M30J-1444
Y	Cascade Blue	M30J-1553
Z	Desert Frost	M30J-1427

\*M-32J Acrylic Enamel is Alternate with M-30J Enamel

## TRANSMISSION CODES

CODE	TRANSMISSION TYPE
1	Standard (3-Speed) (3/S)
4	Dual Range Automatic (D/R)
5	Standard (4-Speed) (4/S)

## ENGINE CODES

CODE	ENGINE TYPE
Y	8 Cyl.—390 C.I.D., 2-V Carb.
Z	8 Cyl.—390 C.I.D., 4-V Carb.
P	8 Cyl.—390 C.I.D., 4-V Carb. Interceptor
9	8 Cyl.—390 C.I.D., 4-V Carb. (Low Comp.)
B	8 Cyl.—406 C.I.D., 4-V Carb.
G	8 Cyl.—406 C.I.D., 6-V Carb.
Q	8 Cyl.—427 C.I.D., 4-V Carb.
R	8 Cyl.—427 C.I.D., 8-V Carb.

## BODY STYLE CODES

BODY CODE	SERIES CODE	BODY STYLE
54A	52	4-Door Sedan—C/P
54B	62	4-Door Sedan—Custom—C/P
62A	51	2-Door Sedan
63B	66	2-Door Fastback Hardtop—Custom
63C	68	2-Door "S-55" Fastback Hardtop
65A	53	2-Door Hardtop
65B	63	2-Door Hardtop—Custom
65C	67	2-Door "S-55" Hardtop
75A	54	4-Door Hardtop
75B	64	4-Door Hardtop—Custom
75C	60	4-Door "S-55" Hardtop
76A	65	2-Door Convertible
76B	69	2-Door "S-55" Convertible
71B	76	4-Door Colony Park Station Wagon—Custom (6 Passenger)
71D	76	4-Door Colony Park Station Wagon—Custom (9 Passenger)

## REAR AXLE CODES

NON-LOCKING DIFF.	RATIO	LOCKING DIFF.
1	3.00:1	A
5	3.50:1	E
8	3.89:1	H
9	4.11:1	I

## VEHICLE DATE CODES

CODE	*CODE	MONTH
A	N	January
B	P	February
C	Q	March
D	R	April
E	S	May
F	T	June
G	U	July
H	V	August
J	W	September
K	X	October
L	Y	November
M	Z	December

\*2 Year Code Letters To Be Used if 1963 Models Exceed 12 Months.




**BUY IT NOW!**


Click Here To Order




# 1963 METEOR MODEL IDENTIFICATION



2-DOOR SEDAN



STATION WAGON



4-DOOR SEDAN

BODY CODE	BODY STYLE	BODY CODE	BODY STYLE
54A	4-Door Sedan	71B	4-Door Station Wagon—6 Passenger
54B	4-Door Sedan—Custom	71C	4-Door Station Wagon—8 Passenger
62A	2-Door Sedan	71D	4-Door Station Wagon—Country Cruiser—6 Passenger
62B	2-Door Sedan—Custom	71E	4-Door Station Wagon—Custom—6 Passenger
65A	2-Door Hardtop—Custom	71F	4-Door Station Wagon—Country Cruiser—8 Passenger
65B	2-Door "S33" Hardtop—Custom		
71A	4-Door Station Wagon—Custom—8 Passenger		



**BUY IT NOW!**

**Click Here To Order**

XXX



# 1963 METEOR WARRANTY PLATE INFORMATION

The following breakdown of Codes will appear on the Warranty Plate according to the build-up of each vehicle.

## BODY STYLE CODES

BODY CODE	SERIES CODE	BODY STYLE
54A	32	4 Door Sedan
54B	42	4 Door Sedan—Custom
62A	31	2 Door Sedan
62B	41	2 Door Sedan—Custom
65A	43	2 Door Hardtop—Custom
65B	47	2 Door "S-33" Hardtop—Custom
71A	48	4 Door Station Wagon— Custom (8 Passenger)
71B	38	4 Door Station Wagon (6 Pass.)
71C	38	4 Door Station Wagon (8 Pass.)
71D	49	4 Door Station Wagon— Country Cruiser (6 Passenger)
71E	48	4 Door Station Wagon— Custom (6 Passenger)
71F	49	4 Door Station Wagon— Country Cruiser (8 Passenger)

## ENGINE CODES

CODE	ENGINE TYPE
U	6 CYL.—170 C.I.D., 1-V CARB.
4	6 CYL.—170 C.I.D., 1-V CARB. (Low Comp.)
T	6 CYL.—200 C.I.D., 1-V CARB.
L	8 CYL.—221 C.I.D., 2-4 CARB.
3	8 CYL.—221 C.I.D., 2-V CARB. (Low Comp.)
F	8 CYL.—260 C.I.D., 2-V CARB.
8	8 CYL.—260 C.I.D., 2-V CARB. (Low Comp.)

## TRANSMISSION CODES

CODE	TRANSMISSION TYPE
1	Standard (3 Speed) (3/S)
2	Overdrive (O/D)
3	Automatic (2 Speed) (2/S)
5	Standard (4 Speed) (4/S)

## REAR AXLE CODES

CODE	RATIO
1	3.00:1
4	3.25:1
5	3.50:1
7	3.80:1

## EXTERIOR PAINT CODES

(A "No Punch" In Paint Code Space Designates Special Paint)

CODE	COLOR	*SPEC. NBR.
A	Presidential Black	M30J-1724
B	Peacock Turquoise	M30J-1613
D	Ocean Turquoise Metallic	M30J-1451
E	Pacific Blue Metallic	M30J-1448
F	Sea Blue	M30J-1449
J	Carnival Red	M30J-1515
K	Light Aqua	M30J-1452
H	Blue Satin Metallic	M30J-1447
I	Castilian Gold	M30J-1459
M	Sultana White	M30J-1238
P	Scotch Green	M30J-1454
Q	Sheffield Gray Metallic	M30J-1371
R	Jamaica Yellow	M30J-1456
T	Champagne	M30J-1543
W	Pink Frost	M30J-1555
X	Black Cherry Metallic	M30J-1444
Y	Cascade Blue	M30J-1553
Z	Desert Frost Metallic	M30J-1427

\*M-32J Acrylic Enamel is alternate with M-30J Enamel

## VEHICLE DATE CODE

CODE	*CODE	MONTH
A	N	January
B	P	February
C	Q	March
D	R	April
E	S	May
F	T	June
G	U	July
H	V	August
J	W	September
K	X	October
L	Y	November
M	Z	December

\*2 year code letters to be used if 1963 models exceed 12 months



**BUY IT NOW!**


Click Here To Order

XXXXI





# 1963 COMET MODEL IDENTIFICATION

PASSENGER  
2-DOOR OR 4-DOOR



CONVERTIBLE



STATION WAGON  
2-DOOR OR 4-DOOR

BODY CODE	BODY STYLE	BODY CODE	BODY STYLE
54A	4-Door Sedan	59A	2-Door Station Wagon
54B	4-Door Sedan—Custom	59B	2-Door Station Wagon—Custom
62A	2-Door Sedan	71A	4-Door Station Wagon
62B	2-Door Sedan—Custom	71B	4-Door Station Wagon—Custom
62C	2-Door "S-22" Sedan	71C	4-Door Station Wagon—Villager
63B	2-Door Hardtop	71D	4-Door Station Wagon—Villager Bucket Seat
63C	2-Door "S-22" Hardtop		
76A	2-Door Convertible		
76B	2-Door "S-22" Convertible		



**BUY IT NOW!**

**Click Here To Order** 

XXXII



# 1963 COMET WARRANTY PLATE INFORMATION

The following breakdown of Codes will appear on the Warranty Plate according to the build-up of each vehicle.

## BODY STYLE CODES

BODY CODE	SERIES CODE	BODY STYLE
54A	02	4 Door Sedan
54B	12	4 Door Sedan—Custom
59A	21	2 Door Station Wagon
59B	23	2 Door Station Wagon—Custom
62A	01	2 Door Sedan
62B	11	2 Door Sedan—Custom
62C	17	2 Door "S-22" Sedan
63B	17	2 Door Hardtop
63C	17	2 Door "S-22" Hardtop
71A	22	2 Door Station Wagon
71B	24	2 Door Station Wagon—Custom
71C	26	4 Door Station Wagon—Villager
71D	26	4 Door Station Wagon—Villager Bucket Seat
76A	15	2 Door Convertible
76B	15	2 Door "S-22" Convertible

## ENGINE CODES

CODE	ENGINE TYPE
S	6 CYL.—144 C.I.D., 1-V CARB.
2	6 CYL.—144 C.I.D., 1-V CARB. (Low Comp.)
U	6 CYL.—170 C.I.D., 1-V CARB.
4	6 CYL.—170 C.I.D., 1-V CARB. (Low Comp.)
F	8 CYL.—260 C.I.D., 2-V CARB.

## TRANSMISSION CODES

CODE	TRANSMISSION TYPE
1	Standard (3-Speed) (3/S)
3	Automatic (2-Speed) (2/S)
5	Standard (4-Speed) (4/S)

## REAR AXLE CODES

CODE	RATIO	CODE	RATIO
1	3.00:1	5	3.50:1
2	3.10:1	7	3.80:1
3	3.20:1	9	4.00:1
4	3.25:1		

## EXTERIOR PAINT CODES

(A "No Punch" In Paint Code Space Designates Special Paint)

CODE	COLOR	*SPEC. NBR.
A	Presidential Black	M30J-1724
B	Peacock Turquoise	M30J-1613
D	Ocean Turquoise Metallic	M30J-1451
E	Pacific Blue Metallic	M30J-1448
J	Carnival Red	M30J-1515
H	Blue Satin Metallic	M30J-1447
I	Castilian Gold	M30J-1459
M	Sultana White	M30J-1238
P	Scotch Green	M30J-1454
T	Champagne	M30J-1543
W	Pink Frost	M30J-1555
X	Black Cherry Metallic	M30J-1444
Y	Cascade Blue	M30J-1553
Z	Desert Frost Metallic	M30J-1427

\*M-32J Acrylic Enamel is alternate with M-30J Enamel.

## VEHICLE DATE CODES

CODE	*CODE	MONTH
A	N	January
B	P	February
C	Q	March
D	R	April
E	S	May
F	T	June
G	U	July
H	V	August
J	W	September
K	X	October
L	Y	November
M	Z	December

\*2 year code letters to be used if 1963 models exceed 12 months



**BUY IT NOW!**


Click Here To Order

XXXIII




# 1963 LINCOLN CONTINENTAL MODEL IDENTIFICATION

SEDAN



CONVERTIBLE



BODY CODE	BODY STYLE
53	Lincoln Continental 4-Door Sedan
74	Lincoln Continental 4-Door Convertible



**BUY IT NOW!**

**Click Here To Order**



# 1963 LINCOLN CONTINENTAL WARRANTY PLATE INFORMATION

The following breakdown of Codes will appear on the Warranty Plate:  
according to the build-up of each vehicle

## BODY STYLE CODES

BODY CODE	SERIES CODE	BODY STYLE
53	82	Lincoln Continental 4-Door Sedan
74	86	Lincoln Continental 4-Door Convertible

## TRANSMISSION CODE

CODE	TRANSMISSION TYPE
4	AUTOMATIC DUAL RANGE

## REAR AXLE CODE

NON-LOCKING DIFF.	RATIO	LOCKING DIFF.
I	2:89:1	A

## VEHICLE DATE CODES

CODE	*CODE	MONTH
A	N	January
B	P	February
C	Q	March
D	R	April
E	S	May
F	T	June
G	U	July
H	V	August
J	W	September
K	X	October
L	Y	November
M	Z	December

*\*To be used if 1963 model exceeds 12 months*

## EXTERIOR PAINT CODES

(A "No Punch" in the paint color space indicates Special Paint)

CODE	COLOR	*SPEC. NBR.
A	Black Satin	M30J-1724
C	Oxford Gray	M30J-1445
D	Riviera Turquoise	M30J-1070
E	Bermuda Blue	M30J-1269
G	Silver Mink	M30J-1446
H	Nocturne Blue	M30J-1544
I	Polynesian Gold	M30J-1459
L	Teaberry	M30J-1458
M	Ermine White	M30J-1238
N	Platinum	M30J-921
O	Inverness Green	M30J-1554
P	Scotch Green	M30J-1454
Q	Spanish Red	M30J-1552
R	Premier Yellow	M30J-1456
S	Highlander Green	M30J-1453
T	Nassau Beige	M30J-1543
W	Rose Metallic	M30J-1555
X	Burgundy Frost	M30J-1444
Z	Autumn Frost	M30J-1427

*\*M-32J Acrylic Enamel is alternate with M-30J Enamel*

## ENGINE CODE

CODE	ENGINE TYPE
N	430 C.I.D. 8 CYL.-4-V CARB.
7	430 C.I.D. 8 CYL.-4-V CARB. LOW COMPRESSION



**BUY IT NOW!**

**Click Here To Order**

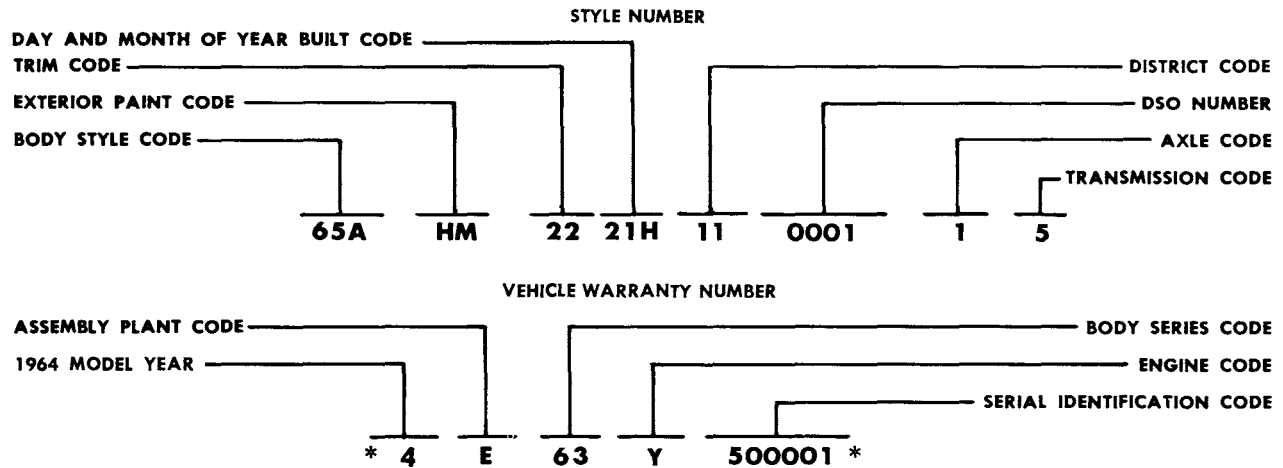


# TYPICAL 1964 WARRANTY PLATE INFORMATION

The Warranty Plate is riveted to the left front door below the door lock. The Warranty Plate includes information relative to the type of engine, axle, transmission, trim (exterior and interior), and body style of the vehicle. It also includes the date (day, month and year) and place of manufacture.

★When a numerical suffix is placed after the trim code (see Warranty Plate illustration), the Deviation Trim Set is not serviced, and if an alphabetical suffix is placed after the trim code the Deviation Trim Set is to be serviced.

## WARRANTY PLATE DIAGRAM



BODY	COLOR	TRIM	DATE	DSO	AXLE	TRANS
65A	HM	22	21H	11	0001	1 5

VEHICLE WARRANTY NUMBER  
**4E63Y 500001** **MERCURY**

NOT FOR TITLE OR REGISTRATION PURPOSES

THIS VEHICLE IS MANUFACTURED UNDER UNITED STATES AND FOREIGN PATENTS AND PATENT APPLICATIONS

A PRODUCT OF MOTOR COMPANY MADE IN U.S.A.

★  
NS TRIM CODE  
22 1

★  
SERVICED TRIM CODE  
22 A

### ASSEMBLY PLANT CODES

CODE	ASSEMBLY PLT.	CODE	ASSEMBLY PLT.
E	Mahwah	R	San Jose
F	Dearborn	T	Metuchen
H	Lorain	W	Wayne
J	Los Angeles	Y	Wixom
K	Kansas City	Z	St. Louis

### SOFT TRIM SCHEME CODES

REFER TO: The Master Price & Reference List, Form MD-4230

### DISTRICT CODES

Refer to: Soft Trim Section of Master Price & Reference List Form MD-4230.




**BUY IT NOW!**

Click Here To Order


XXXVI



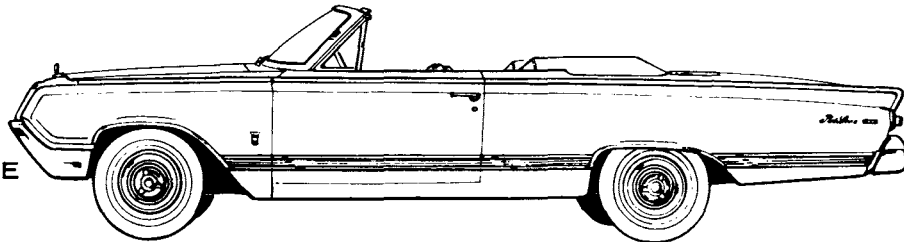
# 1964 MERCURY MODEL IDENTIFICATION




**MARAUDER**  
2-DOOR OR 4-DOOR



**PASSENGER**  
2-DOOR OR 4-DOOR



**CONVERTIBLE**  
2-DOOR



**STATION WAGON**  
4-DOOR

BODY CODE	BODY STYLE CODES	BODY CODE	BODY STYLE CODES
54A	4-Door Sedan (Monterey)	65A	2-Door Hardtop—Monterey
54B	4-Door Sedan (Montclair)	65B	2-Door Hardtop—Montclair
54F	4-Door Sedan (Parklane)	65C	2-Door Hardtop—Parklane (Bucket Seat)
57A	4-Door Hardtop-Fastback—Monterey	65F	2-Door Hardtop—Parklane
57C	4-Door Hardtop-Fastback—Parklane Marauder (Bucket Seat)	71A	4-Door—Commuter Station Wagon (6 passenger)
57D	4-Door Hardtop-Fastback—Montclair Marauder	71B	4-Door—Colony Park Station Wagon (6 passenger)
57F	4-Door Hardtop-Fastback—Parklane Marauder	71C	4-Door—Commuter Station Wagon (9 passenger)
62A	2-Door Sedan Monterey	71D	4-Door—Colony Park Station Wagon (9 passenger)
63A	2-Door Hardtop-Fastback—Monterey	75F	4-Door Hardtop—Parklane
63C	2-Door Hardtop-Fastback—Parklane Marauder (Bucket Seat)	76A	2-Door Convertible—Monterey
63D	2-Door Hardtop-Fastback—Montclair Marauder	76C	2-Door Convertible—Parklane (Bucket Seat)
63F	2-Door Hardtop-Fastback—Parklane	76F	2-Door Convertible—Parklane



**BUY IT NOW!**

**Click Here To Order**



# 1964 MERCURY WARRANTY PLATE INFORMATION

The following breakdown of Codes will appear on the Warranty Plate according to the build-up of each vehicle.

## EXTERIOR PAINT CODES

(A "No Punch" In Paint Code Space Designates Special Paint)

CODE	COLOR	*SPEC. NBR.
A	Onyx	M30J-1724
B	Peacock	M30J-1638
D	Silver Turquoise	M30J-1625
F	Pacific Blue	M30J-1622
G	Palomino	M30J-1636
I	Aztec Gold	M30J-1635
J	Carnival Red	M30J-1515
K	Anniversary Silver	M30J-1621
L	Bittersweet	M30J-1637
M	Polar White	M30J-1619
P	Pecan Frost	M30J-1738
R	Yellow Mist	M30J-1633
T	Fawn	M30J-1631
V	Maize	M30J-1729
W	Pink Frost	M30J-1555
X	Burgundy	M30J-1632
Y	Glacier Blue	M30J-1623
Z	Platinum Beige	M30J-1630

\*M-32J Acrylic Enamel is Alternate with M-30J Enamel

## TRANSMISSION CODES

CODE	TRANSMISSION TYPE
1	Standard (3-speed) (3/S)
2	Standard (3-Speed) O/D (O/D)
4	Dual Range Automatic (D/R)
5	Standard (4-Speed) (4/S)

## ENGINE CODES

CODE	ENGINE TYPE
Y	8 Cyl.—390 C.I.D., 2-V Carb. (Regular)
H	8 Cyl.—390 C.I.D., 2-V Carb (Special)
Z	8 Cyl.—390 C.I.D., 4-V Carb.
P	8 Cyl.—390 C.I.D., 4-V Carb. Police Special
P	8 Cyl.—390 C.I.D., 4-V Carb. (Interceptor) (Identified by Chrome Dress-up)
9	8 Cyl.—390 C.I.D., 4-V Carb. (Low Comp.)
M	8 Cyl.—396 C.I.D., 4-V Carb.
Q	8 Cyl.—427 C.I.D., 4-V Carb.
R	8 Cyl.—427 C.I.D., 8-V Carb.

## BODY STYLE CODES

BODY CODE	SERIES CODE	BODY STYLE CODES
54A	42	4-Door Sedan (Monterey)
54B	52	4-Door Sedan (Montclair)
54F	62	4-Door Sedan (Parklane)
57A	48	4-Door Hardtop-Fastback—Monterey
57C	68	4-Door Hardtop-Fastback—Parklane Marauder
57D	58	4-Door Hardtop-Fastback—Montclair Marauder
57F	68	4-Door Hardtop-Fastback—Parklane Marauder
62A	41	2-Door Sedan—Monterey
63A	47	2-Door Hardtop-Fastback—Monterey
63C	67	2-Door Hardtop-Fastback—Parklane Marauder (Bucket Seat)
63D	57	2-Door Hardtop-Fastback—Montclair Marauder
63F	67	2-Door Hardtop-Fastback—Parklane Marauder
65A	43	2-Door Hardtop—Monterey
65B	53	2-Door Hardtop—Montclair
65C	63	2-Door Hardtop—Parklane (Bucket Seat)
65F	63	2-Door Hardtop—Parklane
71A	72	4-Door—Commuter Station Wagon (6 passenger)
71B	76	4-Door—Colony Park Station Wagon (6 passenger)
71C	72	4-Door—Commuter Station Wagon (9 passenger)
71D	76	4-Door—Colony Park Station Wagon (9 passenger)
75F	64	4-Door Hardtop—Parklane
76A	45	2-Door Convertible—Monterey
76C	65	2-Door Convertible—Parklane (Bucket Seat)
76F	65	2-Door Convertible—Parklane

## REAR AXLE CODES

NON-LOCKING DIFF.	RATIO	LOCKING DIFF.
1	3.00:1	NOTE: Equal Lock Ratio's are identified by the comparable alphabetical equivalent of the numeric used on the regular Axle Ratio's i.e., 1=A, 5=E, Etc.
4	3.25 to 1	
5	3.50:1	
8	3.89:1	
9	4.11:1	

## VEHICLE DATE CODES

CODE	*CODE	MONTH
A	N	January
B	P	February
C	Q	March
D	R	April
E	S	May
F	T	June
G	U	July
H	V	August
J	W	September
K	X	October
L	Y	November
M	Z	December

\*2 Year Code Letters To Be Used if 1964 Models Exceed 12 Months.



**BUY IT NOW!**


Click Here To Order

XXXVIII




# 1964 COMET MODEL IDENTIFICATION


HARDTOP  
2-DOOR




PASSENGER  
2-DOOR OR 4-DOOR



CONVERTIBLE



STATION WAGON  
4-DOOR



BODY CODE	BODY STYLE	BODY CODE	BODY STYLE
54A	4-Door Sedan—202	63C	2-Door Hardtop—Caliente (Bucket Seat)
54B	4-Door Sedan—404	63D	2-Door Hardtop—Caliente
54C	4-Door Sedan—Caliente (Bucket Seat)	71A	4-Door Station Wagon—202
54D	4-Door Sedan—Caliente	71B	4-Door Station Wagon—404
62A	2-Door Sedan—202	71C	4-Door Station Wagon—404 (Wood Rail)
62B	2-Door Sedan—404	76B	2-Door Convertible—Caliente (Bucket Seat)
62C	2-Door Sedan—404 (Bucket Seat)	76D	2-Door Convertible—Caliente



**BUY IT NOW!**

**Click Here To Order**



# 1964 COMET WARRANTY PLATE INFORMATION

The following breakdown of Codes will appear on the Warranty Plate according to the build-up of each vehicle.

## BODY STYLE CODES

BODY CODE	SERIES CODE	BODY STYLE
54A	02	4-Door Sedan—202
54B	12	4-Door Sedan—404
54C	22	4-Door Sedan—Caliente (Bucket Seat)
54D	22	4-Door Sedan—Caliente
62A	01	2-Door Sedan—202
62B	11	2-Door Sedan—404
62C	11	2-Door Sedan—404 (Bucket Seat)
63C	23	2-Door Hardtop—Caliente (Bucket Seat)
63D	23	2-Door Hardtop—Caliente
63E	27	2-Door Hardtop—Cyclone (Bucket Seats)
71A	32	4-Door Station Wagon—202
71B	34	4-Door Station Wagon—404
71C	36	4-Door Station Wagon—404 (Wood Rail)
76B	25	2-Door Convertible—Caliente (Bucket Seat)
76D	25	2-Door Convertible—Caliente

## ENGINE CODES

CODE	ENGINE TYPE
U	6 CYL.—170 C.I.D., 1-V CARB.
4	6 CYL.—170 C.I.D., 1-V CARB. (Low Comp.)
T	6 CYL.—200 C.I.D., 1V CARB.
F	8 CYL.—260 C.I.D., 2-V CARB.
6	8 CYL.—260 C.I.D., 2V CARB. (Low Comp.)
D	8 CYL.—289 C.I.D., 4V CARB. (Special Performance) (Identified by Transistorized Ignition System)
K	8 CYL.—289 C.I.D., 4V CARB. (Cyclone) (Identified by Chrome Dress-up)

## REAR AXLE CODES

CODE	RATIO	CODE	RATIO
1	3.00:1	5	3.50:1
3	3.20:1	6	2.80:1
4	3.25:1		

NOTE: Equi Lock Ratios are identified by the comparable alphabetical equivalent of the numeric used on the regular Axle Ratios i.e., 1 = A, 5 = E, etc.

## TRANSMISSION CODES

CODE	TRANSMISSION TYPE
1	Standard (3-Speed) (3/S)
3	Automatic (2-Speed) (2/S)
5	Standard (4-Speed) (4/S)
6	Automatic (3-Speed) (D/R)—(XP)

## EXTERIOR PAINT CODES

(A "No Punch" In Paint Code Space Designates Special Paint)

CODE	COLOR	*SPEC. NBR.
A	Onyx	M30J-1724
B	Peacock	M30J-1638
D	Silver Turquoise	M30J-1625
F	Pacific Blue	M30J-1622
G	Palomino	M30J-1636
J	Carnival Red	M30J-1515
K	Anniversary Silver	M30J-1621
M	Polar White	M30J-1619
R	Yellow Mist	M30J-1633
T	Fawn	M30J-1631
X	Burgundy	M30J-1632
Y	Glacier Blue	M30J-1623
Z	Platinum Beige	M30J-1630

\*M-32J Acrylic Enamel is alternate with M-30J Enamel.

## VEHICLE DATE CODES

CODE	*CODE	MONTH
A	N	January
B	P	February
C	Q	March
D	R	April
E	S	May
F	T	June
G	U	July
H	V	August
J	W	September
K	X	October
L	Y	November
M	Z	December

\*2 year code letters to be used if 1964 models exceed 12 months




**BUY IT NOW!**

Click Here To Order


XL



# 1964 LINCOLN CONTINENTAL MODEL IDENTIFICATION



SEDAN



CONVERTIBLE

BODY CODE	BODY STYLE
53A	Lincoln Continental 4-Door Sedan
74A	Lincoln Continental 4-Door Convertible



**BUY IT NOW!**

**Click Here To Order**



# 1964 LINCOLN CONTINENTAL WARRANTY PLATE INFORMATION

The following breakdown of Codes will appear on the Warranty Plate:  
according to the build-up of each vehicle

## BODY STYLE CODES

BODY CODE	SERIES CODE	BODY STYLE
53A	82	Lincoln Continental 4-Door Sedan
74A	86	Lincoln Continental 4-Door Convertible

## TRANSMISSION CODE

CODE	TRANSMISSION TYPE
4	AUTOMATIC DUAL RANGE

## REAR AXLE CODE

NON-LOCKING DIFF.	RATIO	LOCKING DIFF.
1	2.89:1	NOTE: Equal Lock Ratios are identified by the comparable alphabetical equivalent of the numeric used on the regular Axle Ratios i.e., 1=A, 5=E, etc.
3	3.11:1	

## VEHICLE DATE CODES

CODE	*CODE	MONTH
A	N	January
B	P	February
C	Q	March
D	R	April
E	S	May
F	T	June
G	U	July
H	V	August
J	W	September
K	X	October
L	Y	November
M	Z	December

\*To be used if 1964 model exceeds 12 months

## EXTERIOR PAINT CODES

(A "No Punch" in the paint color space indicates Special Paint)

CODE	COLOR	*SPEC. NBR.
A	Black Satin	M32J-1724
C	Princeton Gray	M32J-1620
E	Silver Blue	M32J-1446
F	Powder Blue	M32J-1226
G	Buckskin	M32J-1636
H	Nocturne Blue	M32J-1544
J	Fiesta Red	M32J-1515
M	Arctic White	M32J-1619
N	Platinum	M32J- 921
O	Silver Green	M32J-1629
P	Burnish Bronze	M32J-1738
Q	Huron Blue	M32J-1624
R	Encino Yellow	M32J-1633
S	Highlander Green	M32J-1453
T	Desert Sand	M32J-1631
U	Regal Turquoise	M32J-1070
W	Rose	M32J-1555
X	Royal Maroon	M32J-1632
Z	Silver Sand	M32J-1630

## ENGINE CODE

CODE	ENGINE TYPE
N	8 CYL. 430 C.I.D.—4-V CARB.
7	8 CYL. 430 C.I.D.—4-V CARB. LOW COMPRESSION



**BUY IT NOW!**

Click Here To Order



# ABBREVIATIONS

accel.	.....	accelerator	c/pin	.....	cotter pin
A/cond. or A/C	.....	air conditioner	c/shaft	.....	crankshaft
adj.	.....	adjusting	cyl.	.....	cylinder
alum.	.....	aluminum	D/A	.....	double action
AM	.....	amplitude modulation	D. C.	.....	double contact
amp.	.....	ampere	def.	.....	defroster
approx.	.....	approximately	defl.	.....	deflector
AR	.....	as required	dia.	.....	diameter
assy.	.....	assembly	diaph.	.....	diaphragm
A/T	.....	automatic transmission	diff.	.....	differential
auto.	.....	automatic	dist.	.....	distributor
aux.	.....	auxiliary	dr.	.....	door
b. hd.	.....	button head	D/R	.....	dual range transmission
brg.	.....	bearing	econ.	.....	economizer
brkt.	.....	bracket	elect.	.....	electric
bshg.	.....	bushing	emer.	.....	emergency
B/U lamp	.....	back-up lamp	equip.	.....	equipment
bump.	.....	bumper	exh.	.....	exhaust
cap.	.....	capacity	ext.	.....	extension
carb.	.....	carburetor	ext.	.....	external
C. I.	.....	cast iron	fill. hd.	.....	fillister head
C. I. D.	.....	engine cubic inch displacement	fl. hd.	.....	flat head
comm.	.....	commercial	FM	.....	frequency modulation
comp.	.....	compression	fr. or frt.	.....	front
compt.	.....	compartment	ft.	.....	foot or feet
conn.	.....	connecting	ga.	.....	gauge
conntr.	.....	connector	gal.	.....	gallon
coup. or cplg.	.....	coupling	gen.	.....	generator
C. P.	.....	candle power	gov.	.....	governor
		pillar	grmt.	.....	grommet



**BUY IT NOW!**

**Click Here To Order**



# ABBREVIATIONS - Continued

ret.	.....retainer	S/W or sta. wagon	...station wagon
R. H. or R	.....right hand	tap.	.....tapping
R. H. D.	.....right hand drive	T'bird	.....Thunderbird
RPM	.....revolutions per minute	temp.	.....temperature
R. P. O.	.....regular production option	thrd. or thd.	.....thread
rr.	.....rear	trans.	.....transmission
S. A.	.....service in assembly	univ.	.....universal
S/A	.....single action	univ. /jt.	.....universal joint
S. C.	.....single contact	U/S	.....undersize
S. D.	.....service details	V	.....V-belt
sec.	.....secondary	vac.	.....vacuum
spdl.	.....spindle	vent	.....ventilator
spec.	.....special	w/	.....with
spec. hd.	.....special head	w/o	.....without
sprg.	.....spring	W/S	.....windshield
sq.	.....square	wshr.	.....washer
sq. hd.	.....square head	2/S	.....two speed transmission
S/R	.....single range transmission	3/S	.....three speed transmission
S/T	.....standard transmission	4/S	.....four speed transmission
std.	.....standard	1V	.....one venturi
strg.	.....steering	2V	.....two venturi
supp.	.....support	4V	.....four venturi
susp.	.....suspension	6V	.....six venturi

**BUY IT NOW!**  
Click Here To Order

PayPal American Express Discover MasterCard VISA

# Alphabetical Index

Part Name	Group Number	Part Name	Group Number
<b>A</b>			
ACCELERATOR CONTROL KIT	9B843	ARM-STEERING IDLER	3355
ACTUATOR & HOUSING ASSEMBLY-SPEED CONTROL	9A889	ARM-STEERING PITMAN	3590
ACTUATOR ASSEMBLY-SPEED CONTROL	9A825	ARM-STEERING SPINDLE	3130-1
ACTUATOR-BACK-UP LAMP SWITCH	15540	ARM-TRANSMISSION GEARSHIFT	7302-3
ACTUATOR-LUGGAGE COMPARTMENT DOOR OPEN LIMIT SWITCH	13A730-1	ARM-VALVE ROCKER	6564
ACTUATOR-LUGGAGE COMPARTMENT DOOR CLOSE LIMIT SWITCH R.H.	13A746	ARMATURE & BEARING-GENERATOR	10027
ACTUATOR-POWER STEERING VALVE	3812	ARMATURE-GENERATOR	10005
ACTUATOR-TOP CONTROL LOCK LIMIT SWITCH	15B656	ARMATURE-STARTER	11005
ACTUATOR-TRANSMISSION NEUTRAL SWITCH PIN	7B097	ARRESTOR-CRANKCASE VENTILATION FLAME	6A827
ADAPTOR-A/COND. COMPRESSOR	2A879	AUTOMATIC HEADLAMP DIMMER KIT	13A016
ADAPTOR-CARBURETOR AIR CLEANER TO CARBURETOR	9A621	AXLE-REAR-LESS WHEELS, HUBS, DRUMS, BRAKES AXLE SHAFTS	4006
ADAPTOR-CARBURETOR FUEL INLET	9A520	<b>B</b>	
ADAPTOR-CIGAR LIGHTER SOCKET	15063	BACK-UP LAMP KIT	15499
ADAPTOR-CRANKCASE VENTILATION	6A665	BACK-UP LAMP SWITCH KIT	15A490
ADAPTOR-CRANKSHAFT PULLEY	6A329	BAFFLE ASSEMBLY-OIL INDICATOR WARNING LAMP	10A990
ADAPTOR-FUSE JUNCTION BOX TO BATTERY CABLE	14A092	BAFFLE-CARBURETOR FLOAT BOWL	9A517
ADAPTOR-LIGHTING SWITCH TO NUT	11A653	BAFFLE-CARBURETOR METERING BODY VENT PRIMARY	9553
ADAPTOR-LUGGAGE COMPARTMENT DOOR CLOSE LIMIT SWITCH	13B714	BAFFLE-CONVERTER HOUSING	7978
ADAPTOR-OIL FILTER	6881	BAFFLE-CRANKCASE VENTILATION	6A630
ADAPTOR-POWER STEERING PUMP TO RESERVOIR INLET	3670	BAFFLE-HIGH BEAM LAMP	10B892
ADAPTOR-THERMOSTATIC CHOKE CONTROL-INLET TUBE	9C786	BAFFLE-INSTRUMENT CONTROL HOUSING LIGHT	10976
ADAPTOR-TRANSMISSION EXTENSION	7C386	BAFFLE-POWER STEERING OIL RESERVOIR OUTLET	3A703
ADAPTOR-TRANSMISSION OVERDRIVE	7660	BAFFLE-TRANSMISSION CONTROL SELECTOR INDICATOR DIAL LIGHT	7B349
ADAPTOR-WATER TEMPERATURE INDICATOR	10911	BAFFLE-TRANSMISSION MAIN DRIVE GEAR OIL	7040
ADJUSTER-POWER STEERING CONTROL VALVE SLEEVE LOCKNUT	3821	BAFFLE-TRANSMISSION MAIN SHAFT OIL	7668
ADJUSTER-POWER STEERING CONTROL VALVE SPOOL	3B700	BAFFLE-VALVE PUSH ROD VENTILATION	6A669
ADJUSTER-STEERING GEAR WORM THRUST BEARING ALTERNATOR	3A670	BAFFLE-VALVE SPRING OIL	6524
AMPLIFIER & WIRING HARNESS-HEADLAMP DIMMER	13A018	BAFFLE-WHEEL BRAKE GREASE	2240
AMPLIFIER-IGNITION CURRENT	12A027	BAIL-FUEL PUMP STRAINER	9387
ANTI-RATTLER-RADIATOR SUPPORT CROSS BAR	8A031	BALL & CAGE-STEERING GEAR WORM THRUST BEARING	3571
ARM-A/COND. COMPRESSOR BELT ADJUSTMENT	2A942	BALL-CLUTCH RELEASE EQUALIZER SHAFT	7543
ARM & BRACKET-STEERING IDLER	3A034	BALL-STEERING GEAR WORM	3647
ARM & BUSHING-STEERING IDLER	3A734	BALL STUD-CARBURETOR THROTTLE LEVER	9681
ARM-FRONT SUSPENSION-LOWER	3078-9	BAND-GENERATOR	10142
ARM-FRONT SUSPENSION-LOWER LEFT	3051	BAND-STARTER COVER	11126
ARM-FRONT SUSPENSION-UPPER	3082-3	BAND-TRANSMISSION-FRONT	7A162
FUEL PUMP ROCKER	9376	BAND-TRANSMISSION-REAR	7A176
GENERATOR BRUSH	10040	BAR ASSEMBLY-FRONT STABILIZER	5482
STMENT	10145	BAR-CLUTCH RELEASE EQUALIZER	7A521
	9A810	BAR-CLUTCH RELEASE EQUALIZER	7528
		BAR-RADIATOR GRILLE-CENTER	8418
		BAR-RADIATOR GRILLE-OUTER	8363
		BAR-RADIATOR GRILLE-VERTICAL	8164
		BAR-RADIATOR SUPPORT CROSS	8A027

**100% SATISFACTION GUARANTEED**

**BUY IT NOW!**

**Click Here To Order**



## Alphabetical Index—Continued

Part Name	Group Number	Part Name	Group Number
BAR-REAR SPRING SHACKLE-INNER	5626	BELLCRANK-TRANSMISSION CONTROL TO ACCELERATOR SHAFT	7A188
BAR-REAR SPRING SHACKLE-OUTER	5627	BELT DRIVEN POWER STEERING PUMP ROLLER KIT	3A711
BATTERY-LESS ELECTROLYTE	10653	BELT-GENERATOR OR ALTERNATOR & WATER PUMP	8620
BATTERY-WITH ELECTROLYTE	10654-5		
BEARING-A/COND.COMPRESSOR BELT IDLER PULLEY	2873	BEZEL & RETAINER-CIGAR LIGHTER	15A051
		BEZEL ASSEMBLY-OIL TEMPERATURE WARNING INDICATOR	10B949
BEARING-ACCELERATOR SHAFT	9762	BEZEL-BACK WINDOW REGULATOR CONTROL SWITCH	14A122
BEARING-A/COND.COMPRESSOR PULLEY	2990	BEZEL-CIGAR LIGHTER	15058
BEARING-ALTERNATOR	10A303-4		
BEARING-CAMSHAFT-CENTER	6262	BEZEL-CIGAR LIGHTER	15053
BEARING-CAMSHAFT-FRONT	6261	BEZEL-FRONT FENDER HEADLAMP	13048-9
		BEZEL-FUEL & TEMPERATURE INDICATOR	9A283
BEARING-CAMSHAFT-FRONT INTERMEDIATE	6267	BEZEL-IGNITION SWITCH	11584
BEARING-CAMSHAFT-REAR	6263	BEZEL-INSTRUMENT CLUSTER	10A856-7
BEARING-CAMSHAFT-REAR INTERMEDIATE	6270		
BEARING-CARBURETOR CHOKE SHAFT	9992	BEZEL-INSTRUMENT CLUSTER	10876
BEARING-CLUTCH PEDAL SHAFT	7551	BEZEL-INSTRUMENT CLUSTER-CENTER	10A994
		BEZEL-INSTRUMENT CLUSTER CONTROL	10852
BEARING-CLUTCH PILOT	7600	BEZEL-INSTRUMENT CLUSTER CONTROL	10A876
BEARING-CLUTCH RELEASE	7580	BEZEL-INSTRUMENT CLUSTER CONTROL POD	10A868-9
BEARING-CONNECTING ROD	6211		
BEARING-CRANKSHAFT MAIN-CENTER	6337	BEZEL-INSTRUMENT CLUSTER CONTROL SWITCHES	11875
BEARING-CRANKSHAFT MAIN-FRONT & REAR	6333	BEZEL-LIGHTING SWITCH	11A656
		BEZEL-PARKING BRAKE WARNING LAMP	10A840
BEARING-CRANKSHAFT MAIN-REAR INTERMEDIATE	6342	BEZEL-READING LAMP	13742
BEARING-DRIVESHAFT ROLLER SPLINE	4789	BEZEL-SEAT REGULATOR CONTROL SWITCH	14B690
BEARING-GENERATOR OR ALTERNATOR	10094-5		
BEARING-POWER STEERING CONTROL VALVE SLEEVE	3B673	BEZEL-SEAT REGULATOR CONTROL SWITCH	14A706
BEARING-REAR AXLE DRIVE PINION GEAR PILOT	4625	BEZEL-SPEED CONTROL ACTUATOR	9A847
		BLADE-FAN	8600
BEARING-REAR WHEEL	1225	BLOCK-CYLINDER	6010
BEARING-STARTER BRUSH END PLATE	11052	BLOCK-HEADLAMP SWITCH JUNCTION	11A648
BEARING-STARTER REAR END PLATE	11135		
BEARING-STEERING COLUMN RELEASE CAM	3D581	BLOCK-HEADLAMP SWITCH JUNCTION	11A647
BEARING-STEERING COLUMN TO TRACK LOWER BRACKET	3C728	BLOCK-JUNCTION	14448
		BLOCK-TERMINAL	14A725
BEARING-STEERING COLUMN-UPPER	3517	BLOCK-TRANSMISSION CONTROL SELECTOR NEUTRAL SWITCH TERMINAL	7A217
BEARING-STEERING GEAR SECTOR SHAFT	3576		
BEARING-TRANSMISSION COUNTERSHAFT GEAR	7121	BODY & PLUGS ASSEMBLY-FUEL PUMP	9343
BEARING-TRANSMISSION LONG PLANET GEAR	7185	BODY & PLUGS-CARBURETOR MAIN	9512
BEARING-TRANSMISSION MAIN DRIVE GEAR	7025	BODY & PLUGS-CARBURETOR MAIN METERING-PRIMARY	9A511
		BODY & SHAFT-CARBURETOR THROTTLE	9518
BEARING-TRANSMISSION MAIN SHAFT	7065	BODY & SOCKET-BACK-UP LAMP	15A497-8
BEARING-TRANSMISSION PARKING LINKAGE NEEDLE	7507		
BEARING-TRANSMISSION PARKING PAWL	7320	BODY & SOCKET-REAR LICENSE LAMP	13560
BEARING-TRANSMISSION REAR SERVO LEVER NEEDLE	7406	BODY & SWITCH-CARGO OR DOME LAMP	13749
BEARING-TRANSMISSION REAR SUN GEAR THRUST-FRONT	7503	BODY & SWITCH-COURTESY LAMP	13A781-2
		BODY ASSEMBLY-TURN SIGNAL INDICATOR LAMP	13A327
BEARING-TRANSMISSION SECOND & THIRD GEAR THRUST	7120	BODY-BACK-UP LAMP	15515
BEARING-TRANSMISSION SHIFT TUBE	7347		
BEARING-TRANSMISSION SHORT PLANET GEAR	7A240	BODY-BRAKE BOOSTER	2366
		BODY-BRAKE MASTER CYLINDER	2155
	8530	BODY-CARBURETOR AIR CLEANER	9609
	9B711	BODY-CARBURETOR MAIN METERING-SECONDARY	9A513
	9732		



# Alphabetical Index—Continued

Part Name	Group Number	Part Name	Group Number
BODY-COURTESY LAMP	13A744	BOOSTER-BRAKE VACUUM	2005
BODY-FUEL PUMP PULSATOR	9372	BOOT-ACCELERATOR SHAFT	9A873
BODY-INTERIOR LAMPS	13786-7	BOOT & INSULATOR-POWER STEERING PISTON KIT	3C651
BODY-PARKING LAMP	13206-7	BOOT-BRAKE BOOSTER PUSH ROD	2A477
BODY-REAR LAMP	13440	BOOT-BRAKE MASTER CYLINDER	2180
BODY-TRANSMISSION FRONT SERVO	7A094	BOOT-BRAKE WHEEL CYLINDER	2206-7
BODY-TRANSMISSION GOVERNOR	7C063	BOOT-COURTESY LAMP SWITCH	13A759
BODY-TRANSMISSION REAR SERVO	7B172	BOOT-TRANSMISSION GEARSHIFT	7277
BODY WITH SOCKET & WIRE-REAR LAMP	13434-5	BOWL & PLUGS-CARBURETOR FLOAT-PRIMARY	9A507
BOLT & RETAINER-REAR SPRING FRONT HANGER	5833	BOWL & PLUGS-CARBURETOR FLOAT-SECONDARY	9A508
BOLT-ALTERNATOR THRU	10A396	BOWL-FUEL FILTER	9355
BOLT ASSEMBLY-ENGINE TO FRAME MOUNTING	6A064	BRACE-A/COND. COMPRESSOR	2888
BOLT-BATTERY CLAMP	10756	BRACE-A/COND.COMPRESSOR-LOWER	2889
BOLT-BRAKE BOOSTER VACUUM HOSE CONNECTOR	2A412	BRACE-BATTERY	10769
BOLT-CONNECTING ROD	6214	BRACE-BATTERY HOLD DOWN CLAMP	10741
BOLT-CONVERTER TO ENGINE	6065	BRACE-BATTERY SUPPORT-FRONT	10798
BOLT-CRANKSHAFT-REAR SEAL RETAINER	6350	BRACE-CARBURETOR AIR CLEANER	9663
BOLT-CRANKSHAFT VIBRATION DAMPER	6A340	BRACE-FRONT SUSPENSION HOUSING TO COWL TOP	3A200-1
BOLT-CYLINDER HEAD	6065	BRACE KIT-RADIATOR SUPPORT TO COWL TOP	12820
BOLT-ENGINE FRONT SUPPORT INSULATOR	6047	BRACE-RADIATOR GRILLE UPPER SUPPORT TO FRONT FENDER APRON	8340-1
BOLT-FLYWHEEL TO CRANKSHAFT	6379	BRACE-RADIATOR SUPPORT TO COWL TOP	12820
BOLT-FRONT SUSPENSION LOWER ARM BALL JOINT SOCKET	3A486	BRACE-SPEED CONTROL	9A816
BOLT-FRONT SUSPENSION LOWER ARM MOUNTING-FRONT	3057	BRACE-STEERING COLUMN	3C557
BOLT-FRONT SUSPENSION LOWER ARM REAR MOUNTING	3055	BRACE-STEERING COLUMN TRACK INNER	3C762
BOLT-FRONT SUSPENSION LOWER ARM TO SHACKLE MOUNTING	3A263	BRACKET-ACCELERATOR BELLCRANK TO INTAKE MANIFOLD	9A726
BOLT-FRONT SUSPENSION UPPER ARM MOUNTING	3A358	BRACKET-ACCELERATOR SHAFT	9723
BOLT-FUEL TANK STRAP	9A010	BRACKET-ACCELERATOR SHAFT RETRACTING SPRING	9763
BOLT-FUSE JUNCTION PANEL BOX COVER	14A187	BRACKET-ACCELERATOR TO RETRACTING SPRING	9741
BOLT-GENERATOR THRU	10120	BRACKET-A/COND. COMPRESSOR ADJUSTING	2883
BOLT-MAIN BEARING CAP TO BLOCK	6345	BRACKET-A/COND. COMPRESSOR MOUNTING	2882
BOLT-MASTER CYLINDER LINK ROD ECCENTRIC	2462	BRACKET-A/COND. COMPRESSOR SUPPORT	2902
BOLT-OIL PUMP MOUNTING	6638	BRACKET-ALTERNATOR ADJUSTING	10159
BOLT-POWER STEERING CONTROL VALVE SPOOL	3698	BRACKET-ALTERNATOR OR GENERATOR MOUNTING FRONT	10156
BOLT-POWER STEERING OIL FILTER ELEMENT SUPPORT	3601	BRACKET-ALTERNATOR RECTIFIER MOUNTING	10309
BOLT-REAR AXLE HOUSING	2248	BRACKET-ALTERNATOR REGULATOR MOUNTING	10337
BOLT-REAR AXLE HOUSING CARRIER	4347	BRACKET & ACTUATOR-TOP CONTROL ERECT SWITCH MOUNTING	15B664
BOLT-REAR BRAKE CYLINDER CONNECTION	2276	BRACKET & CONNECTOR-CRANKCASE VENTILATION	6A706
BOLT-RING GEAR TO DIFFERENTIAL CASE	4216	BRACKET & END PLATE-BRAKE BOOSTER	2A017
BOLT-SPARE WHEEL LOCK	1440	BRACKET & GUSSET ASSEMBLY-FRONT SUSPENSION	3A473-4
BOLT-SPARE WHEEL MOUNTING	1448	BRACKET & INSULATOR	5B223-4
BOLT-STARTER THRU	11091	BRACKET & INSULATOR-MUFFLER INLET PIPE	5A249
BOLT-STEERING COLUMN TUBE FLANGE	3641	BRACKET & INSULATOR-MUFFLER OUTLET PIPE	5A246
BOLT-TRANSMISSION OVERRUNNING CLUTCH CASE	7D167	BRACKET & INSULATOR-MUFFLER SUPPORT	5A203
	7420	BRACKET & LEVER-CLUTCH RELEASE EQUALIZER FRAME	7490
	6A527	BRACKET ASSEMBLY-FUEL FILTER	9180
	1107		

**100% SATISFACTION GUARANTEED**

**BUY IT NOW!**

**Click Here To Order**

PayPal American Express Discover MasterCard VISA

# Alphabetical Index—Continued

Part Name	Group Number	Part Name	Group Number
BRACKET ASSEMBLY-HEADLAMP SWITCH	11A668	BRACKET-FUEL FILTER TUBE SUPPORT	9180
BRACKET ASSEMBLY-LOWER ARM MOUNTING	3A031-2	BRACKET-FUEL TANK FILLER PIPE	9040
BRACKET ASSEMBLY SPOTLAMP KIT	15314-5	BRACKET-FUEL TANK SUPPORT FRONT	9068
BRACKET-BACK-UP LAMP MOUNTING	15A507	BRACKET-FUEL TANK SUPPORT REAR	9046
BRACKET-BACK-UP LAMP SWITCH ADJUSTING	15A518	BRACKET-FUSE JUNCTION PANEL MOUNTING	14A254
BRACKET-BACK-UP LAMP SWITCH MOUNTING	15517	BRACKET-GENERATOR & ALTERNATOR MOUNTING	10A313
BRACKET-BACK-UP LAMPS	13322	BRACKET-GENERATOR OR ALTERNATOR MOUNTING	10151
BRACKET-BATTERY SUPPORT-INNER	10765	BRACKET-GENERATOR REGULATOR MOUNTING	10504
BRACKET-BELT IDLER PULLEY	8680	BRACKET-GENERATOR SHIELD	10180
BRACKET-BRAKE BOOSTER	2031-2	BRACKET-HEADLAMP ADJUSTING NUT	13021
BRACKET-BRAKE BOOSTER MOUNTING	2A248	BRACKET-HEADLAMP HOUSING SUPPORT	13A088
BRACKET-BRAKE HOSE-FRONT	2082	BRACKET-HORN MOUNTING	13830-1
BRACKET-BRAKE HOSE-REAR	2073	BRACKET-IDLE SPEED-UP VALVE	9B759
BRACKET-BRAKE LINE SUPPORT	2A051	BRACKET-IGNITION CABLE MOUNTING	12111-2
BRACKET-BRAKE PEDAL BUMPER	2472	BRACKET-LUGGAGE COMPARTMENT DOOR OPEN LIMIT SWITCH MOUNTING	15651
BRACKET-CARBURETOR CHOKE CONTROL	9796	BRACKET-LUGGAGE COMPARTMENT LAMP SWITCH	13551
BRACKET-CARBURETOR DASHPOT MOUNTING	9B550	BRACKET-MUFFLER HANGER	5260
BRACKET-CARBURETOR IDLE SPEED-UP CONTROL	9D548	BRACKET-MUFFLER HANGER TO REAR SHOCK ABSORBER BRACKET	5277
BRACKET-CARBURETOR THROTTLE CONTROL MOUNTING	9677	BRACKET-MUFFLER INLET PIPE CLAMP	5261
BRACKET-CARBURETOR THROTTLE CONTROL SHAFT	9782	BRACKET-MUFFLER INLET PIPE HANGER	5291
BRACKET-CARBURETOR THROTTLE RETURN SPRING	9B728	BRACKET-MUFFLER OUTLET PIPE HANGER	5A251
BRACKET-CENTER RADIATOR GRILLE MOUNTING	8A280	BRACKET-MUFFLER SUPPORT	5A204-5
BRACKET-CIRCUIT BREAKER MOUNTING	14A066	BRACKET-PARKING BRAKE CABLE EQUALIZER	2A602
BRACKET-CLUTCH PEDAL BUMPER	7A530	BRACKET-PARKING BRAKE CABLE GUIDE	2769
BRACKET-CLUTCH RELEASE EQUALIZER-ENGINE	7A572	BRACKET-PARKING BRAKE CABLE SUPPORT	2649
BRACKET-CLUTCH RELEASE EQUALIZER-FRAME	7507	BRACKET-PARKING BRAKE CABLE TO DASH	2857
BRACKET-CLUTCH RELEASE LEVER	7522	BRACKET-PARKING BRAKE CABLE-REAR	2530-1
BRACKET-CLUTCH RELEASE LEVER RETRACTING SPRING	7B529	BRACKET-PARKING BRAKE EQUALIZER	2631
BRACKET-CLUTCH RELEASE LEVER RETRACTING SPRING	7542	BRACKET-PARKING LAMP MOUNTING	13256
BRACKET-ENGINE FRONT MOUNTING	6030-1	BRACKET-POWER STEERING CYLINDER MOUNTING	3A652
BRACKET-ENGINE FRONT SUPPORT	6028-9	BRACKET-POWER STEERING HOSE	3C510
BRACKET-ENGINE FRONT SUPPORT INSULATOR	6046	BRACKET-POWER STEERING HOSE INSULATOR	3A611
BRACKET-ENGINE REAR SUPPORT MOUNTING	6120	BRACKET-POWER STEERING PUMP ADJUSTING	3A732
BRACKET-ENGINE TO FRAME MOUNTING BOLT-INNER	6B031	BRACKET-POWER STEERING PUMP SUPPORT TO EXHAUST MANIFOLD	3562
BRACKET-ENGINE TO FRAME MOUNTING BOLT-OUTER	6A047	BRACKET-RADIATOR GRILLE MOUNTING	8A278-9
BRACKET-FAN SHROUD TO SUPPORT	8149	BRACKET-RADIATOR GRILLE MOUNTING-CENTER	8A036
BRACKET-FRAME NO. 3 CROSSMEMBER SUPPORTING	5A000	BRACKET-RADIATOR GRILLE-INNER	8A123
BRACKET-FRAME TO BODY FRONT-OUTER	5075-6	BRACKET-RADIATOR GRILLE-OUTER	8A153-4
BRACKET-FRAME TO BODY-INNER	5A029	BRACKET-RADIATOR SPLASH SHIELD TO FRONT BUMPER	8A116
BRACKET-FRAME TO BODY-OUTER	5080-1	BRACKET-RADIATOR SUPPLY TANK SUPPORT	8A082
BRACKET-FRAME TO BODY-REAR	5078	BRACKET-RADIATOR SUPPORT-LOWER	8052
BRACKET-FRONT DOOR COURTESY LAMP	13763	BRACKET-RADIATOR SUPPORT-UPPER	8A193
BRACKET-FRONT SUSPENSION BUMPER	3382-3	BRACKET-RADIATOR SUPPORT-UPPER	8233
BRACKET-FRONT SUSPENSION HOUSING TO COWL TOP	3A204-5	BRACKET-RADIATOR UPPER GRILLE SUPPORT MOUNTING CENTER	8A487
BRACKET-FRONT SUSPENSION LOWER ARM MOUNTING	3A420-1		
BRACKET-FRONT SUSPENSION LOWER ARM MOUNTING	3486-7		

**100% SATISFACTION GUARANTEED**

**BUY IT NOW!**

**Click Here To Order**

PayPal American Express Discover MasterCard VISA

# Alphabetical Index—Continued

Part Name	Group Number	Part Name	Group Number
BRACKET-REAR AXLE BUMPER	4731	BRAKE BOOSTER GASKET & SEAL REPAIR KIT	2A154
BRACKET-REAR AXLE DIFFERENTIAL BUMPER	4905	BRAKE LINING KIT	2007
BRACKET-REAR AXLE DRIVE PINION BUMPER	4298	BRAKE SHOE ANCHOR PIN KIT	2A423
BRACKET-REAR ENGINE SUPPORT MOUNTING	6A041		
BRACKET-REAR LICENSE LAMP	13423	BRAKE SHOE & LINING KIT	2001
		BRAKE SHOE HOLD DOWN KIT	2A094
BRACKET-REAR SPRING BUMPER	5995	BRAKE SPRING-REPAIR KIT	2A225
BRACKET-REAR SPRING BUMPER	5771	BRUSH & SPRING ASSEMBLY-ALTERNATOR	10347
BRACKET-REAR SPRING-FRONT	5863-4	BRUSH ASSEMBLY-HORN BLOWING RING	13A824
BRACKET-REAR SPRING FRONT SHACKLE	5785		
BRACKET-REAR SPRING-REAR	5990-1	BRUSH-GENERATOR	10069
		BRUSH-HORN BLOWING RING CONTACT	13A821
BRACKET-REAR WINDOW REGULATOR CONTROL SWITCH MOUNTING	14A125	BRUSH-STEERING COLUMN RELEASE CONTACT	3D572
BRACKET-RESONATOR SUPPORT	5B267	BULB-ELECTRIC HEAT INDICATOR	10884
BRACKET-SEAT REGULATOR	14A705	BULB-HEADLAMP	13007
BRACKET-SEAT REGULATOR CONTROL	14B691		
		BULB-SPOTLIGHT	15330
BRACKET-SEAT REGULATOR MOTOR RELAY MOUNTING	14A704	BULBS	13465-6
BRACKET-SPEED CONTROL	9A812	BUMPER ASSEMBLY-STEERING COLUMN INSTRUMENT PANEL OPENING COVER	3D645
BRACKET-SPEED CONTROL ACTUATOR CABLE	9B736	BUMPER-BRAKE BOOSTER BODY PISTON	2A151
BRACKET-SPEED CONTROL RELEASE SWITCH MOUNTING	9A838		
BRACKET-STABILIZER BAR INSULATOR TO CLAMP	5496	BUMPER-BRAKE BOOSTER CONTROL VALVE	2298
		BUMPER-BRAKE BOOSTER MASTER CYLINDER PLUNGER	2300
BRACKET-STABILIZER TO FRAME	5486	BUMPER-BRAKE BOOSTER PUSH ROD	2A366
BRACKET-STEERING COLUMN	3676-8	BUMPER-FRONT SUSPENSION	3019-20
BRACKET-STEERING COLUMN INSTRUMENT PANEL OPENING COVER LEVER	3D555	BUMPER-PEDAL	7583
BRACKET-STEERING COLUMN LOCKING ACTUATOR	3B649		
		BUMPER-POWER STEERING CONTROL VALVE SPOOL STOP	3C562
BRACKET-STEERING COLUMN LOWER	3B745	BUMPER-REAR AXLE	4730
BRACKET-STEERING IDLER ARM MOUNTING	3350-1	BUMPER-REAR AXLE	5790
BRACKET-TOP CONTROL LIMIT SWITCH MOUNTING	15A680	BUMPER-REAR SPRING FRONT SHACKLE	5913
BRACKET-TOP CONTROL SWITCH MOUNTING	15676	BUMPER-STEERING COLUMN INSTRUMENT PANEL OPENING COVER DOOR	3D549
BRACKET-TRANSMISSION CONTROL SELECTOR INDICATOR MOUNTING	7B057		
		BUMPER-STEERING COLUMN LOCKING LEVER	3B151
BRACKET-TRANSMISSION CONTROL TO ACCELERATOR SHAFT STABILIZER	7C195	BUMPER-STEERING COLUMN TRACK STOP BRACKET	3C726
BRACKET-TRANSMISSION LINKAGE ADJUSTMENT GAUGE	7A455	BUMPER-STEERING CONNECTING LINK BALL STUD SEAT	3327
BRACKET-TRANSMISSION OIL COOLER TUBE	7B147	BUS BAR-BATTERY FEED	14A033
BRACKET-TRANSMISSION OVERDRIVE CONTROL	7A653	BUS BAR-STARTER RELAY TO TERMINAL	11527
BRACKET-TRANSMISSION SHIFT BELLCRANK	7C431	BUS BAR-TOP CONTROL RELAY	15A687
BRACKET-TRANSMISSION SHIFT TUBE	7318	BUS BAR-WINDOW REGULATOR CONTROL SWITCH	14513
BRACKET-TRANSMISSION SHIFT TUBE-NEUTRAL SWITCH ACTUATING PIN LEVER	7B212	BUSHING-ACCELERATOR SHAFT	9A763
BRACKET-TURN SIGNAL FLASHER	13351	BUSHING-ACCELERATOR SHAFT TO BELLCRANK ROD	9A856
		BUSHING-ALTERNATOR INSULATOR	10321
BRACKET-UPPER BACK FINISH PANEL LIMIT SWITCH MOUNTING	15A698	BUSHING-ALTERNATOR RECTIFIER INSULATOR	10A381
BRACKET-UPPER BACK PANEL LIMIT SWITCH ACTUATOR	15A692	BUSHING-ALTERNATOR TERMINAL	10390
BRACKET-UPPER RADIATOR GRILLE MOUNTING	8A170-1	BUSHING-INSULATOR-GEARSHIFT SELECTOR ARM KIT	7343
BRACKET-VALVE ROCKER ARM OIL OUTLET TUBE	6575	BUSHING-BRAKE BOOSTER LOWER	2A150
		BUSHING-BRAKE BOOSTER PISTON GUIDE	2B014
		BUSHING-BRAKE BOOSTER PLUNGER GUIDE	2A386
	14A004	BUSHING-BRAKE BOOSTER PUSH ROD	2A367
	14A224	BUSHING-BRAKE MASTER CYLINDER PUSH ROD	2474

**100% SATISFACTION GUARANTEED**

**BUY IT NOW!**

**Click Here To Order**



# Alphabetical Index—Continued

Part Name	Group Number	Part Name	Group Number
BUSHING-BRAKE PEDAL	2461	BUTTON-CAMSHAFT THRUST	6298
BUSHING-BRAKE PEDAL LEVER	2521	BUTTON-SPEED CONTROL ACTUATOR-PUSH	9A835
BUSHING-CARBURETOR ACCELERATOR PUMP OVERTRAVEL SPRING	9F569	BUTTON-STEERING COLUMN TO TRACK	3B644
BUSHING-CARBURETOR SECONDARY THROTTLE DIAPHRAGM LEVER	9B508	BUTTON-TRANSMISSION SHIFT LEVER RELEASE	7C488
		<b>C</b>	
BUSHING-CLUTCH LEVER SHAFT TUBE	7A578	CABLE & CONDUIT ASSEMBLY-SPEED CONTROL	9A820
BUSHING-CLUTCH PEDAL RELEASE LEVER ROD	7526		
BUSHING-CONNECTING ROD	6207	CABLE & CONDUIT-PARKING BRAKE-FRONT	2853
BUSHING-DISTRIBUTOR BASE	12120	CABLE & CONDUIT-PARKING BRAKE-REAR	2A635
BUSHING-ECCENTRIC CAMSHAFT FUEL PUMP DRIVE	6281	CABLE ASSEMBLY-CLOCK	15A009
		CABLE ASSEMBLY-SPEED CONTROL ACTUATOR	9A826
BUSHING-ENGINE TO FRAME MOUNTING BOLTS	6A049	CABLE-BATTERY	14300-1
BUSHING-EXHAUST CONTROL VALVE	9462		
BUSHING-FRONT SPRING LOWER SEAT	5A305	CABLE-BRAKE SHOE ADJUSTING LEVER	2A178
BUSHING-FRONT SUSPENSION LOWER ARM MOUNTING SHAFT	3069	CABLE-DASH TO ENGINE GROUND	14303
		CABLE-GENERATOR ARMATURE TERMINAL TO BRUSH HOLDER	10215
BUSHING-FRONT SUSPENSION UPPER ARM INNER SHAFT	3068	CABLE-STARTER RELAY TO STARTER	14431
BUSHING-FUEL PUMP ROCKER ARM	9389		
BUSHING-GENERATOR ARMATURE	10104	CAGE-TRANSMISSION OVERDRIVE PINION	7673
BUSHING-HORN BLOWING RING	3A761	CAM & SHAFT-TRANSMISSION SHIFTER	7280-2
BUSHING-POWER LEVER TO MOUNTING BOLT	2471	CAM-CARBURETOR ACCELERATOR PUMP DIAPHRAGM OPERATING	9526
		CAM-CARBURETOR FAST IDLE	9597
BUSHING-POWER STEERING CONTROL VALVE SLEEVE END	3709		
BUSHING-POWER STEERING CONTROL VALVE SPOOL	3A519	CAM-DISTRIBUTOR	12210
BUSHING-POWER STEERING CYLINDER MOUNTING	3644	CAM ROLLER & CAGE-TRANSMISSION OVERDRIVE FREE WHEEL	7675
BUSHING-POWER STEERING CYLINDER PISTON ROD	3A751	CAM-TURN SIGNAL TURN-OFF	13318
BUSHING-REAR SPRING	5781	CAMSHAFT	6250
		CAMSHAFT BEARING KIT	6A251
BUSHING-REAR SPRING REAR SHACKLE-UPPER	5A546	CAMSHAFT HIGH PERFORMANCE KIT	6A257
BUSHING-STARTER FIELD TERMINAL INSULATOR	11107	CAMSHAFT THRUST BUTTON & SPRING KIT	6295
BUSHING-STEERING COLUMN OPENING COVER PIVOT	3D502	CAP-A/COND. BELT IDLER PULLEY	2894
BUSHING-STEERING COLUMN RELEASE CONTROL VALVE	3D576	CAP-ALTERNATOR DUST	10325
BUSHING-STEERING IDLER ARM	3356-8		
		CAP & SHIELD-TRANSMISSION CONTROL SELECTOR LAMP	15A803
BUSHING-STEERING SHAFT	3C773	CAP-BRAKE MASTER CYLINDER FILLER	2162
BUSHING-TRANSMISSION CASE	7025	CAP-CARBURETOR AIR CLEANER ADAPTOR	9C639
BUSHING-TRANSMISSION EXTENSION	7A034	CAP-FRONT HUB GREASE	1131
BUSHING-TRANSMISSION FRONT OIL PUMP	7B258	CAP-FUEL TANK FILLER	9030
BUSHING-TRANSMISSION FRONT PUMP DRIVE GEAR	7B259		
		CAP-HEATER OUTLET IN WATER OUTLET CONNECTION	8A500
BUSHING-TRANSMISSION GEARSHIFT LEVER SHAFT	7A133	CAP-INSTRUMENT CLUSTER CONTROL ROD	10A916
BUSHING-TRANSMISSION INPUT SHAFT	7120	CAP-OIL FILLER	6766
BUSHING-TRANSMISSION KICK DOWN CONTROL SHAFT TO TRANSMISSION ROD	7A440	CAP-POWER STEERING CONTROL VALVE SPOOL CENTERING SPRING	3C705
BUSHING-TRANSMISSION LOW & REVERSE GEARSHIFT INTERLOCK	7C320		
		CAP-POWER STEERING CONTROL VALVE SPOOL ADJUSTING	3708
BUSHING-TRANSMISSION REAR BRAKE DRUM SUPPORT	7B257	CAP-POWER STEERING CYLINDER	3A745
BUSHING-TRANSMISSION REAR CLUTCH SUN GEAR-REAR	7B262	CAP-POWER STEERING OIL RESERVOIR FILLER	3A006
BUSHING-TRANSMISSION REAR OIL PUMP BODY	7B260	CAP-RADIATOR	8100
BUSHING-TRANSMISSION SHIFTER ARM INSULATOR	7343		
	7335		
BUSHING-TRANSMISSION SHIFTER ARM INSULATOR PIVOT	14A141		

**100% SATISFACTION GUARANTEED**

**BUY IT NOW!**

**Click Here To Order**

PayPal American Express Discover MasterCard VISA

# Alphabetical Index—Continued

Part Name	Group Number	Part Name	Group Number
CAP-TRANSMISSION LINKAGE ADJUSTMENT GAUGE VALVE	7B008	CLAMP-MUFFLER OUTLET PIPE	5260
CAP-TRANSMISSION SHIFT TUBE BRACKET	7B389	CLAMP-MUFFLER OUTLET PIPE-FRONT	5265
CAP-UNIVERSAL JOINT BOLT	4A074		
CAP-WHEEL HUB	1130	CLAMP-MULTIPLE LUBRICATOR RESERVOIR TO PUMP HOSE	14913
CAPACITOR ASSEMBLY-ALTERNATOR	10A380	CLAMP-PARKING BRAKE CABLE	2596
		CLAMP-POWER STEERING CONTROL VALVE BALL STUD SLEEVE	3739
CARBURETOR ASSEMBLY	9510		
CARBURETOR BOOSTER VENTURI SUPPORT KIT	9A523	CLAMP-POWER STEERING CONTROL VALVE DUST COVER	3A728
CARBURETOR CHOKE SHAFT & LEVER KIT	9546	CLAMP-POWER STEERING CYLINDER PISTON ROD BOOT	3C755
CARBURETOR FAST IDLE AUTOMATIC KIT	9A567	CLAMP-POWER STEERING HOSE	3C750
CARBURETOR GASKET KIT	9502	CLAMP-RADIATOR HOSE-UNIVERSAL	8287
		CLAMP-RADIO ANTENNA MOUNTING	15109
CARBURETOR IDLE SPEED-UP CONTROL REPAIR KIT	9E518		
CARBURETOR MAIN METERING ROD & JET KIT	9C514	CLAMP-REAR SPRING	5724
CARBURETOR REPAIR KIT	9590	CLAMP-SPINDLE CONNECTING ROD	3287
CARBURETOR THROTTLE LEVER & SHAFT KIT	9581	CLAMP-STEERING COLUMN BRACKET	3668
CARBURETOR TUNE-UP KIT	9A586	CLAMP-STEERING COLUMN SHROUD	3B612
		CLAMP-STEERING GEAR BALL RETURN GUIDE	3544
CARRIER-BELT DRIVEN POWER STEERING PUMP	3B561		
CARRIER-REAR AXLE DIFFERENTIAL	4141	CLAMP-TRANSMISSION OIL COOLER FILTER	7B253
CASE ASSEMBLY-REAR AXLE DIFFERENTIAL GEAR-POWER LOCK	4213	CLAMP-TRANSMISSION OIL FILLER TUBE	7A229
CASE-REAR AXLE DIFFERENTIAL GEAR	4204-5	CLAMP-TRANSMISSION VIBRATION DAMPENER	4944
		CLAMP-WATER BY-PASS HOSE	8556
CASE-TRANSMISSION	7005-6	CLEANER ASSEMBLY-CARBURETOR AIR	9600
CHAIN-FUEL TANK FILLER CAP RETAINING	9133		
CHAIN-TIMING	6268	CLEVIS-PARKING BRAKE CABLE EQUALIZER	2289
CHAMBER ASSEMBLY-THERMOSTATIC CHOKE HEAT	9890	CLEVIS-TRANSMISSION MANUAL SHIFT ROD	7354
CIRCUIT BREAKER AND/OR FUSES	14526	CLIP-ACCELERATOR SHAFT TO TRANSMISSION CONTROL SHAFT ROD	9B776
		CLIP-ALTERNATOR ROTOR	10319
CLAMP-A/COND. MUFFLER	2999		
CLAMP & INSULATOR-MUFFLER OUTLET PIPE	5B203	CLIP-BRAKE LINE	2244
CLAMP ASSEMBLY-POWER STEERING HOSE	3A762	CLIP-BRAKE PUSH ROD TO OPERATING LEVER-ANTI RATTLE	2525
CLAMP-BATTERY HOLD DOWN	10718	CLIP-BRAKE TUBE TO REAR AXLE	2A351
CLAMP-BRAKE RESERVOIR OUTLET HOSE TO BOOSTER	2252	CLIP-CARBURETOR PUMP ROD TO THROTTLE SHAFT	9565
CLAMP-CARBURETOR AIR CLEANER	9628	CLIP-CARBURETOR THROTTLE CONTROL SHAFT	9718
CLAMP-CARBURETOR AIR VENT PUSH ROD	9565	CLIP-FUEL AND/OR VACUUM TUBE	9A317
CLAMP-CARBURETOR CHOKE PUSHER	9792	CLIP-FUEL FILTER BRACKET	9B281
CLAMP-CARBURETOR FLOAT BOWL RETAINER	9809	CLIP-FUEL LINE TO DASH	9296
CLAMP-CARBURETOR THERMOSTATIC CHOKE HOUSING	9842	CLIP-FUEL TUBE SUPPORT BRACKET & TUBE RETAINING	9C324
CLAMP-DISTRIBUTOR	12270	CLIP-FUSE PANEL WIRING	14A173
CLAMP-DISTRIBUTOR TERMINAL HOUSING	12144	CLIP-INSTRUMENT CLUSTER BEZEL	10920
CLAMP-DISTRIBUTOR TO SPARK PLUG WIRING MOUNTING BRACKET	12361	CLIP-PARKING BRAKE CABLE	2860
CLAMP-FUEL TANK FILLER HOSE	8287	CLIP-PARKING BRAKE CABLE-SPRING LOCK	2814
		CLIP-ROD END CLEVIS	9825-6
CLAMP FUEL TANK FILLER NECK HOSE	9A064		
CLAMP-FUEL TANK VENT EXPANSION TANK	9A093	CLIP-TRANSMISSION CONTROL LOWER VALVE BODY	7A435
CLAMP-FUEL TANK VENT TUBE HOSE	9171	CLIP-TRANSMISSION CONTROL SELECTOR DIAL RETAINING	7D340
CLAMP-INTAKE & EXHAUST MANIFOLD	9443		
CLAMP-INTAKE MANIFOLD TO CYLINDER HEAD	9446	CLIP-TRANSMISSION LINE PRESSURE LINKAGE	7B007
		CLIP-TRANSMISSION OIL PAN SCREEN RETAINING	7A097
	5A231	CLIP-TRANSMISSION OIL TUBE	7C008
	5270		
	5A272		

**100% SATISFACTION GUARANTEED**

**BUY IT NOW!**

**Click Here To Order**

PayPal American Express Discover MasterCard VISA



# Alphabetical Index—Continued

Part Name	Group Number	Part Name	Group Number
COVER-INSTRUMENT CLUSTER TRIM	11823	CUP-FRONT WHEEL BEARING-INNER	1202
COVER-INSTRUMENT PANEL CHOKE CONTROL OPENING	10A941	CUP-FRONT WHEEL BEARING-OUTER	1217
COVER-INSTRUMENT PANEL CIGAR LIGHTER	15067		
COVER-OIL PUMP	6616	CUP-HORN RING CONTACT	13A815
COVER-POWER STEERING CONTROL VALVE DUST	3A729	CUP-REAR AXLE DIFFERENTIAL BEARING	4222
		CUP-REAR AXLE DRIVE PINION BEARING	4616
COVER-POWER STEERING OIL RESERVOIR	3A582	CUP-STEERING GEAR WORM THRUST BEARING	3552
COVER-POWER STEERING PUMP HOUSING	3A698	CUP-WHEEL BRAKE CYLINDER PISTON	2201-2
COVER-RADIATOR GRILLE LOWER PANEL MOULDING	8A055		
COVER-RADIATOR GRILLE UPPER PANEL MOULDING	8A340	CYLINDER & BALL STUD-POWER STEERING	3A540
JOINT		CYLINDER FRONT COVER KIT	6019
		CYLINDER HEAD & VALVE HIGH PERFORMANCE KIT	6C056
COVER-RADIATOR SUPPORT UPPER ACCESS	8A371-2	CYLINDER-BRAKE MASTER	2140
COVER-REAR AXLE CARRIER	4033	CYLINDER-IGNITION LOCK	11582
COVER-SPARE TIRE	1465		
COVER-SPEED CONTROL ACTUATOR CABLE	9A829	CYLINDER-TRANSMISSION FRONT CLUTCH	7A360
COVER-SPINDLE CONNECTING ROD END BALL STUD-DUST	3332	CYLINDER-WHEEL BRAKE	2061-2
COVER-STARTER PINION	6677	<b>D</b>	
COVER-STARTER PLUNGER	11060		
COVER-STEERING COLUMN INSTRUMENT PANEL OPENING	3D505	DAMPENER-TRANSMISSION VIBRATION	4980
COVER-STEERING COLUMN INSTRUMENT PANEL OPENING	3C775	DAMPER-TIMING CHAIN VIBRATION	6284
LOWER		DAMPER-TRANSMISSION SHIFT TUBE VIBRATION	7205
		DASHPOT-CARBURETOR	9B549
COVER-STEERING COLUMN LOWER SHROUD	3A731	DEFLECTOR-FUSE JUNCTION PANEL BOX FUSE	14A188
COVER-STEERING COLUMN OPENING	3A673		
COVER-STEERING COLUMN WIRE ACCESS	3B742	DEFLECTOR-MUFFLER HEAT	5294
COVER-STEERING GEAR HOUSING	3580	DEFLECTOR-RADIATOR AIR SIDE-WITH WEATHERSTRIP	8104-5
COVER-THERMOSTATIC CHOKE HEAT SUPPLY	9A705	DEFLECTOR-RADIATOR AIR UPPER	8327
		DEFLECTOR-REAR AXLE DRIVE PINION OIL SEAL DUST	4859
COVER-TRANSMISSION CONTROL SELECTOR INDICATOR	7B348	DEFLECTOR-THERMOSTATIC CHOKE CONTROL-AIR INTAKE	9492
COVER-TRANSMISSION FRONT SERVO	7A161		
COVER-TRANSMISSION GOVERNOR INSPECTION	7138	DETENT-TRANSMISSION CLUTCH HUB SLEEVE-	7A044
COVER-TRANSMISSION GOVERNOR VALVE BODY	7A301	INTERMEDIATE & HIGH	
COVER-TRANSMISSION OIL PRESSURE REGULATOR BODY	7A141	DIAL-FUEL & TEMPERATURE INDICATOR	9B313
		DIAL-TRANSMISSION CONTROL SELECTOR	7A213
COVER-TRANSMISSION REAR BAND SERVO	7B173	DIAPHRAGM-BRAKE BOOSTER BODY	2A365
COVER-TRANSMISSION REAR OIL PUMP	7A152		
COVER-TURN SIGNAL SWITCH WIRING	13376	DIAPHRAGM-BRAKE BOOSTER CONTROL VALVE	2391
COVER-VALVE PUSH ROD	6519	DIAPHRAGM-BRAKE BOOSTER POPPET	2296
COVER-VALVE ROCKER ARM	6582-3	DIAPHRAGM-CARBURETOR ACCELERATOR PUMP	9B559
		DIAPHRAGM-CARBURETOR SECONDARY THROTTLE	9503
COVER-VALVE ROCKER ARM SUPPORT-OIL PASSAGE	6A508	DIAPHRAGM-DISTRIBUTOR	12370
COVER-WATER PUMP	8508		
CRANKCASE OIL COOLER KIT	6A642	DIAPHRAGM-FUEL PUMP	9398
CRANKCASE VENTILATION-POSITIVE-HIGH PERFORMANCE	6A603	DIAPHRAGM-FUEL PUMP PULSATOR	9A358
KIT		DIAPHRAGM-TRANSMISSION THROTTLE VALVE CONTROL	7A377
		DIAPHRAGM-VACUUM PUMP	9314
CRANKSHAFT	6303	DIFFERENTIAL PINION SHAFT KIT	4211
CROSSMEMBER-FRAME-FRONT	5019		
CROSSMEMBER-FRAME-NO.2	5025-6	DIFFERENTIAL SIDE GEAR KIT	4236
CROSSMEMBER-FRAME-NO.3	5027	DIODE ASSEMBLY-ALTERNATOR NEGATIVE	10378
CROSSMEMBER-FRAME-NO.4	5029	DIODE ASSEMBLY-ALTERNATOR POSITIVE	10374
		DISC & HUB-A/COND. COMPRESSOR CLUTCH	2909
	5035	DISC-BRAKE BOOSTER CONTROL VALVE	2414
	2066		
	9572	DISC-CLUTCH	7550

**100% SATISFACTION GUARANTEED**

**BUY IT NOW!**

**Click Here To Order**

PayPal American Express Discover MasterCard VISA

# Alphabetical Index—Continued

Part Name	Group Number	Part Name	Group Number
DISPOSABLE TYPE OIL FILTER ADAPTOR KIT	6882	EXTENSION-RADIATOR GRILLE	8224-5
DISTRIBUTOR-LESS TERMINAL HOUSING & ROTOR	12127		
DISTRIBUTOR REPAIR KIT	12000	EXTENSION-STEERING COLUMN INSTRUMENT PANEL	3D548
DISTRIBUTOR & SPARK PLUG WIRES KIT	12050	OPENING COVER	
		EXTENSION-STEERING COLUMN TUBE FLANGE	3790
DIVERTER-WATER INLET	8526-7	EXTENSION-TIRE VALVE	1705
DOME-FUEL PUMP AIR	9414	EXTENSION-TRANSMISSION	7A039
DOOR-COURTESY LAMP	13728		
DOOR-HEADLAMP	13064	<b>F</b>	
DOOR-INTERIOR LAMPS	13788		
		FAN-ALTERNATOR	10A310
DOOR-PARKING LAMP	13210	FAN-PULLEY-COOLING VANES	10131
DOOR-READING LAMP	13A703-4		
DOOR-REAR LAMP LENS	13489	FELT-BRAKE BOOSTER EXPANDER RING	2348
DOOR-REAR LICENSE LAMP	13566	FELT-DISTRIBUTOR CAM LUBRICANT	12A055
DOWEL-CYLINDER BLOCK TO FLYWHEEL HOUSING	6397	FERRULE-FUEL LINE	9242
		FIELD-A/COND.COMPRESSOR	2987
DOWEL-CYLINDER HEAD TO CYLINDER BLOCK	6A008	FILLER-CARBURETOR ACCELERATOR PUMP CAVITY	9F565
DRAG LINK BALL STUD REPAIR KIT	3A533		
DRAIN COCK-RADIATOR & CYLINDER BLOCK	8115	FILTER-BRAKE BOOSTER AIR CLEANER	2A346
DRIVE-STARTER	11350	FILTER-FUEL	9155
DRIVESHAFT	4602	FILTER-INSTRUMENT CLUSTER LIGHT	10B870
		FILTER-OIL	6731
DRUM & SUN GEAR-TRANSMISSION FRONT BRAKE	7A626	FILTER-THERMOSTATIC CHOKE	9C791
DRUM-REAR WHEEL BRAKE	1126		
DRUM-TRANSMISSION REAR BRAKE	7165	FILTER-TRANSMISSION OIL COOLER	7B155
DUCT & VALVE-CARBURETOR AIR CLEANER AIR	9A626	FILTER-VALVE PUSH ROD COVER VENTILATION	6A631
DUCT-CARBURETOR AIR CLEANER-OUTER	9689	FINGER-TRANSMISSION SHIFT CONTROL	7C124
		FITTING-BRAKE LINE	2074-5
<b>E</b>		FITTING-BRAKE MASTER CYLINDER OUTLET	2076
ECCENTRIC-CAMSHAFT FUEL PUMP DRIVE	6287	FITTING-BRAKE MASTER CYLINDER RESERVOIR	2157
ECCENTRIC-VALVE ROCKER ARM	6A512	FITTING-FUEL PUMP INLET	9241
		FITTING-INTAKE MANIFOLD TO CARBURETOR SPACER	9A455
ECONOMIZER-CARBURETOR	9A565	CONNECTION	
ELEMENT-CARBURETOR AIR CLEANER	9601	FITTING-OIL PRESSURE SENDER	9B339
ELEMENT-CIGAR LIGHTER	15054		
ELEMENT-CRANKCASE VENTILATION OIL SEPARATOR	6A631	FITTING-TRANSMISSION CASE OIL FILLER	7631
ELEMENT-POWER STEERING OIL RESERVOIR FILTER	3837	FLANGE & INSULATOR-STEERING GEAR	3A525
		FLANGE-FUEL TANK FILLER OUTER	9039
EMBLEM-STEERING WHEEL HUB	3649	FLANGE-MUFFLER INLET PIPE	5269
END-CARBURETOR THROTTLE SYNCHRONIZER ROD	9767	FLANGE-STARTER COIL RETAINER	11106
END-STEERING SPINDLE ARM CONNECTING ROD	3A130-1		
ENGINE CONVERSION HIGH PERFORMANCE KIT	6A044	FLANGE-STEERING COLUMN TUBE	3511
ENGINE COOLANT HEATER KIT	8B152	FLANGE-STEERING SHAFT-LOWER	3459
		FLANGE-UNIVERSAL JOINT-AXLE END	4851
ENGINE-CYLINDER BLOCK & CRANKSHAFT	6009	FLASHER-OIL TEMPERATURE INDICATOR	9E296
ENGINE DRESS-UP KIT	6980	FLASHER-TURN SIGNAL	13350
EQUALIZER-PARKING BRAKE CABLE	2768		
EXPANDER RING-BRAKE BOOSTER	2A019	FLOAT & LEVER-CARBURETOR	9550
EXPORT LOW OCTANE FUEL ADAPTOR KIT	6A058	FLYWHEEL	6375
		FORK & RAIL-TRANSMISSION OVERDRIVE SHIFT	7680
EXHAUST MANIFOLD-REAR	6B037-8	FORK-TRANSMISSION GEARSHIFTER	7230-1
EXHAUST MANIFOLD-FRONT	3A477-8	FOUR 2V WEBER CARBURETORS KIT	6B068
	8A250-1		
	5A212-3	FRAME	5005



BUY IT NOW!

Click Here To Order



# Alphabetical Index—Continued

Part Name	Group Number	Part Name	Group Number
FRONT STABILIZER KIT	5A486	GASKET-CARBURETOR FUEL INLET FITTING	9827
FRONT STABILIZER LINK KIT	5A484	GASKET-CARBURETOR FUEL INLET SEAT SCREW	9945
FRONT SUSPENSION LOWER ARM MOUNTING-FRONT KIT	3057	GASKET-CARBURETOR HOT IDLE COMPENSATOR	9B567
FRONT SUSPENSION LOWER ARM REAR MOUNTING BOLT KIT	3055	GASKET-CARBURETOR IDLE SPEED-UP CONTROL SOLENOID	9C533
FRONT SUSPENSION LOWER ARM SHACKLE KIT	3B029	GASKET-CARBURETOR MAIN BODY TO THROTTLE BODY	9516
FRONT SUSPENSION LOWER ARM STRUT BUSHING & WASHER KIT	3A187	GASKET-CARBURETOR MAIN METERING BODY	9A518
FRONT SUSPENSION LOWER BALL JOINT DUST SEAL REPAIR KIT	3B035	GASKET-CARBURETOR NEEDLE VALVE & SEAT	9569
FRONT SUSPENSION LOWER CONTROL ARM MOUNTING KIT	3048	GASKET-CARBURETOR PUMP DISCHARGE JET	9580
FRONT SUSPENSION SPINDLE SUPPORT LOWER KIT	3050	GASKET-CARBURETOR SPACER WATER INLET	9D560
FRONT SUSPENSION SPINDLE SUPPORT UPPER KIT	3049	GASKET-CARBURETOR SPARK CONTROL VALVE	9A588
FRONT SUSPENSION UPPER ARM INNER SHAFT KIT	3047	GASKET-CARBURETOR THERMOSTATIC CHOKE COVER TO CHOKE HOUSING & PLUGS	9871
FRONT WHEEL BRAKE CYLINDER REPAIR KIT	2221	GASKET-CARBURETOR THERMOSTATIC CHOKE HOUSING & PLUGS TO CARBURETOR	9853
FUEL AND/OR VACUUM PUMP REPAIR KIT	9349	GASKET-CARBURETOR THERMOSTATIC CHOKE HOUSING CAP	98866
FUEL PUMP FILTER BOWL SCREEN KIT	9A344	GASKET-CARBURETOR TO INTAKE MANIFOLD	9447
FULCRUM-CLUTCH RELEASE LEVER	7547	GASKET-CARBURETOR VACUUM PISTON	9B565
FUSE	13331	GASKET-CARBURETOR VENTURI	9A536
FUSE-CIGAR LIGHTER	14429	GASKET-CONVERTER HOUSING LOWER COVER	7989
<b>G</b>		GASKET-CONVERTER HOUSING TO CASE	7A800
GASKET-A/COND. COMPRESSOR CYLINDER HEAD	2945	GASKET-CRANKCASE VENTILATION ADAPTOR	6872
GASKET-A/COND. COMPRESSOR VALVE PLATE	2992	GASKET-CRANKCASE VENTILATION COVER	6870
GASKET-A/COND. EVAPORATOR TEMPERATURE CONTROL THERMOSTAT COVER	14167	GASKET-CYLINDER FRONT COVER	6020
GASKET & SEAL SET-INTAKE MANIFOLD	9433	GASKET-CYLINDER FRONT COVER ADAPTOR	6058
GASKET-BACK-UP LAMP LENS	15510	GASKET-CYLINDER HEAD	6051
GASKET-BRAKE BOOSTER BODY TO MASTER CYLINDER	2493	GASKET-CYLINDER INLET & OUTLET	2152
GASKET-BRAKE BOOSTER END PLATE	2493	GASKET-DEFROSTER NOZZLE TO REGISTER-R.H.	14991
GASKET-BRAKE BOOSTER TUBE BRACE	2A348	GASKET-DISTRIBUTOR DIAPHRAGM VACUUM CONNECTION	12320
GASKET-BRAKE LINE CONNECTOR	2149	GASKET-DOME LAMP LENS	13958
GASKET-BRAKE MASTER CYLINDER FILLER CAP	2167	GASKET-DRIVE PINION OIL SEAL	4671
GASKET-BRAKE MASTER CYLINDER RESERVOIR COVER	2163	GASKET-EXHAUST MANIFOLD TO CYLINDER HEAD	9448
GASKET-CARBURETOR AIR CLEANER-BOTTOM	9654	GASKET-EXHAUST MANIFOLD TO INLET PIPE	9450
GASKET-CARBURETOR AIR CLEANER-INTERNAL	9673	GASKET-FLYWHEEL HOUSING COVER	6435
GASKET-CARBURETOR AIR CLEANER TO CARBURETOR ADAPTOR	9A620	GASKET-FRONT WHEEL BACKING PLATE TO SPINDLE	2044
GASKET-CARBURETOR BOOSTER VENTURI SUPPORT	9A587	GASKET-FRONT WHEEL BRAKE GREASE BAFFLE	1193
GASKET-CARBURETOR BOOSTER VENTURI SUPPORT COVER	9B568	GASKET-FRONT WHEEL BRAKE GREASE BAFFLE	2026
GASKET-CARBURETOR CHOKE HOUSING COVER SCREW	9B875	GASKET-FUEL PUMP FILTER BOWL	9364
GASKET-CARBURETOR ECONOMIZER BODY	9A588	GASKET-FUEL PUMP MOUNTING	9417
GASKET-CARBURETOR ECONOMIZER COVER	9563	GASKET-FUEL PUMP PULL ROD OIL SEAL	9408
GASKET-CARBURETOR FLOAT BOWL AND/OR RETAINER	9561	GASKET-FUEL TANK FILLER CAP	9035
GASKET-CARBURETOR FUEL INLET FITTING	9592	GASKET-FUEL TANK FILLER TO QUARTER PANEL	9076
GASKET-CARBURETOR FUEL INLET SEAT SCREW	9229	GASKET-FUEL TANK SENDER	9276
GASKET-CARBURETOR HOT IDLE COMPENSATOR		GASKET-FUSE JUNCTION PANEL BOX COVER	14A077
GASKET-CARBURETOR IDLE SPEED-UP CONTROL SOLENOID		GASKET-FUSE JUNCTION PANEL BOX MOUNTING	14A079
GASKET-CARBURETOR MAIN BODY TO THROTTLE BODY		GASKET-HEADLAMP DIMMER CONTROL	13A020
GASKET-CARBURETOR MAIN METERING BODY		GASKET-HEADLAMP MOUNTING	13044
GASKET-CARBURETOR NEEDLE VALVE & SEAT		GASKET-HEATER CASE TO SIDE COWL PANEL	15996
GASKET-CARBURETOR PUMP DISCHARGE JET			
GASKET-CARBURETOR SPACER WATER INLET			
GASKET-CARBURETOR SPARK CONTROL VALVE			
GASKET-CARBURETOR THERMOSTATIC CHOKE COVER TO CHOKE HOUSING & PLUGS			
GASKET-CARBURETOR THERMOSTATIC CHOKE HOUSING & PLUGS TO CARBURETOR			
GASKET-CARBURETOR THERMOSTATIC CHOKE HOUSING CAP			
GASKET-CARBURETOR TO INTAKE MANIFOLD			
GASKET-CARBURETOR VACUUM PISTON			
GASKET-CARBURETOR VENTURI			
GASKET-CONVERTER HOUSING LOWER COVER			
GASKET-CONVERTER HOUSING TO CASE			
GASKET-CRANKCASE VENTILATION ADAPTOR			
GASKET-CRANKCASE VENTILATION COVER			
GASKET-CYLINDER FRONT COVER			
GASKET-CYLINDER FRONT COVER ADAPTOR			
GASKET-CYLINDER HEAD			
GASKET-CYLINDER INLET & OUTLET			
GASKET-DEFROSTER NOZZLE TO REGISTER-R.H.			
GASKET-DISTRIBUTOR DIAPHRAGM VACUUM CONNECTION			
GASKET-DOME LAMP LENS			
GASKET-DRIVE PINION OIL SEAL			
GASKET-EXHAUST MANIFOLD TO CYLINDER HEAD			
GASKET-EXHAUST MANIFOLD TO INLET PIPE			
GASKET-FLYWHEEL HOUSING COVER			
GASKET-FRONT WHEEL BACKING PLATE TO SPINDLE			
GASKET-FRONT WHEEL BRAKE GREASE BAFFLE			
GASKET-FRONT WHEEL BRAKE GREASE BAFFLE			
GASKET-FUEL PUMP FILTER BOWL			
GASKET-FUEL PUMP MOUNTING			
GASKET-FUEL PUMP PULL ROD OIL SEAL			
GASKET-FUEL TANK FILLER CAP			
GASKET-FUEL TANK FILLER TO QUARTER PANEL			
GASKET-FUEL TANK SENDER			
GASKET-FUSE JUNCTION PANEL BOX COVER			
GASKET-FUSE JUNCTION PANEL BOX MOUNTING			
GASKET-HEADLAMP DIMMER CONTROL			
GASKET-HEADLAMP MOUNTING			
GASKET-HEATER CASE TO SIDE COWL PANEL			

**100% SATISFACTION GUARANTEED**

**BUY IT NOW!**

**Click Here To Order**

AND/OR

PayPal   American Express   Discover   MasterCard   VISA

## Alphabetical Index—Continued

Part Name	Group Number	Part Name	Group Number
GASKET-HEATER SIDE COWL DUCT	15994	GASKET-TURN SIGNAL INDICATOR LAMP BAFFLE	13A348
GASKET-INSTRUMENT CLUSTER	10875	GASKET-VACUUM PUMP VALVE TO BODY	9367
GASKET-INSTRUMENT CLUSTER ANTI-SQUEAK	10989		
GASKET-INSTRUMENT CLUSTER BEZEL	10856	GASKET-VALVE PUSH ROD COVER	6521
GASKET-INSTRUMENT CLUSTER RADIO DUST	10A949	GASKET-VALVE ROCKER ARM COVER	6584
		GASKET-WATER BY-PASS TUBE	8563
GASKET-INTAKE MANIFOLD TO CYLINDER BLOCK	9461	GASKET-WATER OUTLET CONNECTION	8255
GASKET-INTAKE MANIFOLD TO CYLINDER HEAD	9439-41	GASKET-WATER PUMP COVER	8513
GASKET-INTERIOR LAMPS	13790		
GASKET-MULTIPLE WINDOW REGULATOR SWITCH	14616	GASKET-WATER PUMP OUTLET	8507
GASKET-OIL FILTER ADAPTOR TO CYLINDER BLOCK	6A636	GASKET-WINDOW REGULATOR SWITCH HOUSING-SINGLE	14A230
		GEAR-DIFFERENTIAL SIDE	4236
GASKET-OIL PAN	6710	GEAR-DISTRIBUTOR DRIVEN	12390
GASKET-OIL PAN DRAIN PLUG	6734	GEAR-FLYWHEEL STARTING RING	6384
GASKET-OIL PUMP COVER	6619		
GASKET-OIL PUMP COVER TO INLET TUBE FLANGE	6626	GEAR-STEERING	3504
GASKET-OIL PUMP RELIEF VALVE	6669	GEAR-TRANSMISSION COUNTERSHAFT	7113
		GEAR-TRANSMISSION FRONT CLUTCH	7A399
GASKET-OIL PUMP TO BLOCK	6659	GEAR-TRANSMISSION FRONT CLUTCH SUN	7A182
GASKET-PARKING LAMP LENS	13211	GEAR-TRANSMISSION INTERMEDIATE	7102-3
GASKET-POWER STEERING CONTROL VALVE BODY	3A740		
GASKET-POWER STEERING OIL RESERVOIR COVER	3A642	GEAR-TRANSMISSION LOW & REVERSE SLIDING	7100
GASKET-POWER STEERING OIL RESERVOIR FILLER CAP	3C675	GEAR-TRANSMISSION LOW CONSTANT MESH	7A029
		GEAR-TRANSMISSION MAIN DRIVE	7017
GASKET-POWER STEERING RESERVOIR COVER BOLT	3C719	GEAR-TRANSMISSION OUTPUT SHAFT PARKING	7A233
GASKET-REAR AXLE CARRIER HOUSING AND/OR COVER	4035-6	GEAR-TRANSMISSION OUTPUT SHAFT RING-INTERNAL	7A153
GASKET-REAR LAMP LENS	13461		
GASKET-REAR LAMP REFLECTOR	13623	GEAR-TRANSMISSION OVERDRIVE GOVERNOR DRIVEN	6922
GASKET-REAR LAMP WATER SEAL	13453	GEAR-TRANSMISSION OVERDRIVE RING	7653
		GEAR-TRANSMISSION OVERDRIVE SUN	7670
GASKET-REAR LICENSE LAMP LENS	13568	GEAR-TRANSMISSION PLANET	7181
GASKET-REAR LICENSE LAMP SOCKET	13668	GEAR-TRANSMISSION REAR SUN	7A348
GASKET-REAR WHEEL BEARING RETAINER	1001		
GASKET-RESONATOR INLET PIPE	5B266	GEAR-TRANSMISSION REVERSE IDLER	7141
GASKET SET-ENGINE OIL PAN	6781	GEAR-TRANSMISSION THIRD SPEED	7B340
		GENERATOR-LESS PULLEY	10002
GASKET SET-ENGINE OVERHAUL	6008	GOVERNOR-TRANSMISSION	7C053
GASKET SET-ENGINE VALVE GRIND	6079	GOVERNOR-TRANSMISSION OVERDRIVE	6919
GASKET-STARTER PLUNGER COVER	11065		
GASKET-STEERING GEAR HOUSING COVER	3581	GRILLE-RADIATOR	8200
GASKET-TAILGATE LIMIT SWITCH	14A010	GROMMET-FUEL TANK FILLER PIPE	9080
		GROMMET-FUEL TANK VENT TUBE	9069
GASKET-THERMOSTATIC CHOKE HEAT SUPPLY COVER	9903	GROMMET-STEERING COLUMN RELEASE CONTROL VALVE	3D577
GASKET-TRANSMISSION EXTENSION	7086	GROMMET-STEERING COLUMN TO DASH	3512
GASKET-TRANSMISSION FRONT OIL PUMP	7A136		
GASKET-TRANSMISSION GEARSHIFTER HOUSING	7223	GROMMET-STEERING COLUMN TUBE OPENING	3A640
GASKET-TRANSMISSION GOVERNOR INSPECTION COVER	7B391	GROMMET-TOP CONTROL WIRING	15B669
		GROMMET-WIRING AT PACKAGE TRAY	14603
GASKET-TRANSMISSION MAIN DRIVE GEAR BEARING RETAINER	7051	GUARD-BRAKE MASTER CYLINDER PUSH ROD	2A021
GASKET-TRANSMISSION OIL PAN	7A191	GUARD-FAN	8A611
GASKET-TRANSMISSION OVERDRIVE HOUSING ADAPTOR	7661		
GASKET-TRANSMISSION REAR OIL PUMP TO CASE	7A222	GUARD-FUEL TANK	9099
		GUIDE-BRAKE BOOSTER BODY PISTON	2B130
PHRAGM	7B426	GUIDE-BRAKE SHOE ADJUSTING LEVER CABLE	2A179
OR PLATE	7D100	GUIDE-PARKING BRAKE CABLE	2A697
COVER	4942	GUIDE-STEERING GEAR BALL RETURN	3523
		GUIDE-TRANSMISSION OVERDRIVE SHIFT RAIL	7730



# Alphabetical Index—Continued

Part Name	Group Number	Part Name	Group Number
GUSSET-FRONT CROSSMEMBER TO FRAME	5123-4	HOSE-POWER STEERING CONTROL VALVE TO CYLINDER	3A714
<b>H</b>		HOSE-POWER STEERING PRESSURE LINE	3A719
HANDLE & SHANK-TURN SIGNAL SWITCH	13305	HOSE-POWER STEERING RETURN LINE	3A713
HANDLE-PARKING BRAKE RELEASE	2760	HOSE-RADIATOR	8333
HANDLE-TRANSMISSION OVERDRIVE CONTROL	7D131	HOSE-RADIATOR OR SUPPLY TANK OVERFLOW TUBE CONNECTING	8A213
HANGER & BRACKET-ENGINE TO ACCELERATOR SHAFT	9822	HOSE-RADIATOR-LOWER	8286
HANGER-REAR SPRING	5775	HOSE-RADIATOR-UPPER	8260
HEAD-A/COND. COMPRESSOR CYLINDER	2995	HOSE-REAR AXLE HOUSING VENT	4A001
HEAD-CYLINDER	6049	HOSE-REAR FUEL TUBE TO FRONT FUEL TUBE	9327
HEADLAMP DIMMER CONTROL-SENSOR & AMPLIFIER KIT	13177	HOSE-RESERVOIR TO POWER STEERING PUMP	3A579
HEADLAMP-LESS WIRING	13008	HOSE-STEERING COLUMN RELEASE MOTOR	3D539
HINGE-SPARE WHEEL CARRIER-ACCESSORY	1394	HOSE-STEERING COLUMN RELEASE VALVE	3D537
HOLDER-A/COND. COMPRESSOR CLUTCH BRUSH	2979	HOSE-STEERING COLUMN RESERVOIR & RELEASE SUPPLY	3D584-5
HOLDER-ALTERNATOR BRUSH	10351	HOSE-TRANSMISSION OIL COOLER	7B093
HOLDER-ALTERNATOR BRUSH	10320	HOT ROD LAKE PIPES KIT	5C246
HOLDER ASSEMBLY-FUSE	14417	HOUSING & COVER-INSTRUMENT CLUSTER	10A871
HOOD ASSEMBLY-INSTRUMENT CLUSTER	10862	HOUSING & END PLATE-BRAKE BOOSTER	2329
HOOD-INSTRUMENT CLUSTER	10864	HOUSING & PLUGS-CARBURETOR SECONDARY THROTTLE	9501
HORN	13832-3	HOUSING & PLUGS-CARBURETOR THERMOSTATIC CHOKE	9849
HORN BRUSH & INSULATOR-REPAIR KIT	13A821	HOUSING & SPOOL-POWER STEERING CONTROL VALVE	3B731
HORN-CARBURETOR AIR-LESS SHAFT	9524	HOUSING & TRIM-INSTRUMENT CLUSTER CONTROL	10A981-2
HOSE-BRAKE	2078	HOUSING-ALTERNATOR-FRONT	10333
HOSE-BRAKE CHECK VALVE TO INTAKE MANIFOLD	2A046	HOUSING-ALTERNATOR-REAR	10334
HOSE-BRAKE RESERVOIR TO BOOSTER	2A028	HOUSING ASSEMBLY-CARBURETOR THERMOSTATIC CHOKE	9A575
HOSE-BULK	4090	HOUSING ASSEMBLY-HEADLAMP	13099
HOSE-CARBURETOR CHOKE HEAT SUPPLY	9B860	HOUSING-BACK-UP LAMP WIRE HARNESS	15A504
HOSE CLAMP-RADIATOR	8287	HOUSING-CONVERTER	7976
HOSE-CRANKCASE VENTILATION	6853	HOUSING-DISTRIBUTOR TERMINAL	12106
HOSE-CRANKCASE VENTILATION TUBE	6A664	HOUSING-FLYWHEEL	6392-4
HOSE-ENGINE TO RADIATOR SUPPLY TANK	8063	HOUSING-IGNITION LAMP SOCKET	11604
HOSE-FUEL BLOCK TO CARBURETOR	9D281	HOUSING-INSTRUMENT CLUSTER	10838
HOSE-FUEL FILTER TO CARBURETOR	9C508	HOUSING-POWER STEERING PUMP	3A643
HOSE-FUEL PUMP TO FUEL LINE	9288	HOUSING-REAR AXLE	4010
HOSE-FUEL RETURN	9C327	HOUSING-SEAT REGULATOR CONTROL SWITCH	14B693
HOSE-FUEL TANK FILLER	9047	HOUSING-SPEED CONTROL ACTUATOR-DIAL	9A827
HOSE-FUEL TANK OVERFLOW	9A129	HOUSING-SPEEDOMETER	10A945
HOSE-FUEL TANK VENT EXPANSION TANK	9A092	HOUSING-STEERING GEAR	3548
HOSE-FUEL TANK VENT TUBE	9324	HOUSING-TRANSMISSION CONTROL SELECTOR	7A306
HOSE-FUEL TUBE TO FUEL FILTER	9C323	HOUSING-TRANSMISSION CONTROL SELECTOR INDICATOR LAMP	15800
HOSE-FUEL TUBE-FRONT OR REAR	9324	HOUSING-TRANSMISSION GEARSHIFTER	7222
HOSE-FUEL TUBE-INTERMEDIATE	9C275	HOUSING-WINDOW REGULATOR MULTIPLE SWITCH	14527
HOSE-FUEL TUBE-REAR	9327	HOUSING-WINDOW REGULATOR SINGLE SWITCH	14528
FUEL VAPOR SEPARATOR TO FUEL TANK-FRONT OR K-REAR	9C285	HUB & DRUM-FRONT WHEEL	1102
ER TO	9C287	HUB & LEVER-CLUTCH RELEASE EQUALIZER	7A510
	9E522	HUB-CLUTCH RELEASE BEARING	7561
		HUB-HORN BLOWING RING	13A829

**100% SATISFACTION GUARANTEED**

**BUY IT NOW!**

**Click Here To Order**

PayPal American Express Discover MasterCard VISA

# Alphabetical Index—Continued

Part Name	Group Number	Part Name	Group Number
HUB-REAR AXLE DIFFERENTIAL GEAR CLUTCH	4946	INSULATOR-GENERATOR TERMINAL	10202
HUB-STEERING WHEEL	3612	INSULATOR-HORN BLOWING RING	13A816
HUB-TRANSMISSION CLUTCH	7B067	INSULATOR-HORN BLOWING RING BRUSH	13A822
		INSULATOR-NON-METALLIC CONDUIT	14A240
HUB-TRANSMISSION OUTPUT SHAFT	7D164	INSULATOR-PARKING BRAKE EQUALIZER	2A743
HUB-WATER PUMP PULLEY	8553		
<b>I</b>			
IGNITION CABLE-HIGH TENSION	12A024	INSULATOR-POWER STEERING HOSE	3A609
IMPELLER-WATER PUMP	8512	INSULATOR-POWER STEERING PISTON ROD	3642
INDICATOR-CHARGE	10670	INSULATOR-POWER STEERING PUMP	3640
INDICATOR-FUEL LEVEL	9280	INSULATOR-POWER STEERING PUMP-FRONT	3A584
INDICATOR-OIL LEVEL	6750	INSULATOR-POWER STEERING PUMP-REAR	3A577
INDICATOR-OIL PRESSURE	9273	INSULATOR-RADIATOR SUPPORT	8125
INDICATOR-STEERING COLUMN POSITION	3D610	INSULATOR-REAR SPRING CENTER MOUNTING	5741
INDICATOR-TEMPERATURE	10883	INSULATOR-STABILIZER BAR LINK	5490
INDICATOR-TRANSMISSION CONTROL SELECTOR	7A110	INSULATOR-STABILIZER BAR TO FRAME	5493
INDICATOR-TRANSMISSION OIL LEVEL	7A020	INSULATOR-STARTER SWITCH	11068
INSERT-BELT DRIVEN POWER STEERING PUMP CAM	3B585	INSULATOR-STARTER SWITCH SPRING	11181
INSERT-LIGHTING SWITCH KNOB	11663	INSULATOR-STEERING COLUMN BRACKET	3682
INSERT-OIL FILTER MOUNTING BOLT	6890	INSULATOR-STEERING COLUMN TUBE-LOWER FLANGE	3B564
INSERT-REAR SPRING	5586	INSULATOR-STEERING GEAR	3C716
INSERT-STEERING SHAFT COUPLING	3459	INSULATOR-THERMOSTATIC CHOKE CONTROL OUTLET TUBE	9865
INSERT-THERMOSTATIC CHOKE CONTROL	9A714	INSULATOR-TOP CONTROL CIRCUIT BREAKER STUD	15A691
INSERT-TRANSMISSION CONTROL SELECTOR POSITION	7A216	INSULATOR-TRANSMISSION CONTROL SELECTOR NEUTRAL SWITCH	7A022
INSULATOR-ACCELERATOR SHAFT	9B720	INSULATOR-TRANSMISSION SHIFT ARM	7341
INSULATOR-ACCELERATOR SHAFT TO DASH BRACKET	9B862	INSULATOR-TRANSMISSION SHIFT LEVER	7246
INSULATOR-A/COND.COMPRESSOR MOUNTING	2A894-5		
INSULATOR-ALTERNATOR DIODE PLATE	10A383		
INSULATOR-ALTERNATOR TERMINAL	10329	<b>J</b>	
INSULATOR-BATTERY HOLD DOWN CLAMP	10774		
INSULATOR-BRAKE PEDAL HUB SPRING	2481	JET-CARBURETOR METERING	9533
INSULATOR-BRAKE SHOE ADJUSTING SCREW	2A482	JEWEL-DOOR LOCK SWITCH	10B913
		JEWEL-INDICATOR WARNING LAMP	10A936-7
INSULATOR-CHARGE INDICATOR	10A758	JEWEL-OPEN DOOR INDICATOR WARNING LAMP	10A880
INSULATOR-CLUTCH PEDAL ASSIST SPRING	7A630		
INSULATOR-CLUTCH RELEASE IDLER LEVER	7A641	JEWEL-TURN SIGNAL INDICATOR LAMP	13340
INSULATOR-DISTRIBUTOR TO SPARK PLUG WIRE	12113	JOINT-FRONT SUSPENSION LOWER ARM BALL	3395
INSULATOR-ENGINE FRONT SUPPORT	6038	JOINT-FRONT SUSPENSION UPPER ARM BALL	3263
		JOINT-SPEED CONTROL SWIVEL BALL	98701
INSULATOR-ENGINE FRONT SUPPORT-REBOUND	6039	JOINT-TRANSMISSION SHIFT CONTROL ROD	7A134
INSULATOR-ENGINE REAR SUPPORT	6068		
INSULATOR-ENGINE REAR SUPPORT REBOUND	6A061	JUMPER-BRUSH SPRING	10A342
INSULATOR-ENGINE REAR SUPPORT-LOWER	6A038		
INSULATOR-ENGINE REAR SUPPORT-UPPER	6A037	<b>K</b>	
TOR-FRONT SPRING	5415	KEY-VALVE SPRING RETAINER	6518
TRUT	3470		
	9240		
	10208	KIT-ACCELERATOR CONTROL	9B843
L	10206	KIT-AUTOMATIC HEADLAMP DIMMER	13A016



BUY IT NOW!

Click Here To Order



## Alphabetical Index—Continued

Part Name	Group Number	Part Name	Group Number
KIT-BACK-UP LAMP	15499	KIT-FRONT SUSPENSION LOWER ARM MOUNTING-FRONT	3057
KIT-BACK-UP LAMP SWITCH	15A490	KIT-FRONT SUSPENSION LOWER ARM REAR MOUNTING	3055
KIT-BELT DRIVEN POWER STEERING PUMP ROLLER	3A711	BOLT	
		KIT-FRONT SUSPENSION LOWER ARM SHACKLE	3B029
KIT-BOOT & INSULATOR-POWER STEERING PISTON	3C651	KIT-FRONT SUSPENSION LOWER ARM STRUT BUSHING &	3A187
KIT-BRACKET ASSEMBLY SPOTLAMP	15314-5	WASHER	
KIT-BRAKE BOOSTER GASKET & SEAL REPAIR	2A154		
KIT-BRAKE LINING	2007	KIT-FRONT SUSPENSION LOWER BALL JOINT DUST	3B035
KIT-BRAKE SHOE & LINING	2001	SEAL-REPAIR	
		KIT-FRONT SUSPENSION LOWER CONTROL ARM MOUNTING	3048
KIT-BRAKE SHOE ANCHOR PIN	2A423	KIT-FRONT SUSPENSION SPINDLE SUPPORT-LOWER	3050
KIT-BRAKE SHOE HOLD DOWN	2A094	KIT-FRONT SUSPENSION SPINDLE SUPPORT-UPPER	3049
KIT BRAKE SPRING REPAIR	2A225		
KIT-BUSHING&INSULATOR-GEARSHIFT SELECTOR	7343	KIT-FRONT SUSPENSION UPPER ARM INNER SHAFT	3047
ARM		KIT-FRONT WHEEL BRAKE CYLINDER REPAIR	2221
		KIT-FUEL AND/OR VACUUM PUMP REPAIR	9349
KIT-CAMSHAFT BEARING	6A251	KIT-FUEL PUMP FILTER BOWL SCREEN	9A344
KIT-CAMSHAFT HIGH PERFORMANCE	6A257	KIT-HEADLAMP DIMMER CONTROL-SENSOR & AMPLIFIER	13177
KIT-CAMSHAFT THRUST BUTTON & SPRING	6295		
KIT-CARBURETOR BOOSTER VENTURI SUPPORT	9A523	KIT-HORN BRUSH & INSULATOR REPAIR	13A821
KIT-CARBURETOR CHOKE SHAFT & LEVER	9546	KIT-HOT ROD LAKE PIPES	5C246
		KIT-LOCKING DIFFERENTIAL	4880
KIT-CARBURETOR FAST IDLE-AUTOMATIC	9A567	KIT-MAIN CONTROL REGULATOR REPAIR	7A135
KIT-CARBURETOR GASKET	9502	KIT-MASTER CYLINDER REPAIR	2004
KIT-CARBURETOR IDLE SPEED-UP CONTROL REPAIR	9E518		
KIT-CARBURETOR MAIN METERING ROD & JET	9C514	KIT-MOTOR-WINDOW REGULATOR	14553
KIT-CARBURETOR REPAIR	9590	KIT-MUFFLER OUTLET PIPE-SUPPORT	5277
		KIT-OIL PUMP GASKET	6600
KIT-CARBURETOR THROTTLE LEVER & SHAFT	9581	KIT-OIL PUMP INSTALLATION	6600
KIT-CARBURETOR TUNE-UP	9A586	KIT-PARKING BRAKE WARNING LIGHT	15A852
KIT-CLOCK ELECTRIC	15A000		
KIT-CLUTCH PRESSURE PLATE & DISC-HEAVY DUTY	7A537	KIT-PISTON PACKING POWER BRAKES	2A200
KIT-COMPENSATOR ADJUSTMENT	7B023	KIT-PISTON RING-PARTIAL RE-RING	6148
		KIT-PISTON RING SET-COMplete ENGINE RE-RING	6149
KIT-COMPETITION OIL PAN	6675	KIT-POWER BRAKE	2A091
KIT-COURTESY LAMP	13A708	KIT-POWER BRAKE BOOSTER MAJOR REPAIR	2309
KIT-CRANKCASE OIL COOLER	6A642		
KIT-CRANKCASE VENTILATION-POSITIVE-HIGH	6A603	KIT-POWER STEERING CONTROL VALVE CENTERING	3A675
PERFORMANCE		SPRING-REPAIR	
		KIT-POWER STEERING CONTROL VALVE REPAIR	3A650
KIT-CYLINDER FRONT COVER	6019	KIT-POWER STEERING CYLINDER END MOUNTING	3C589
KIT-CYLINDER HEAD & VALVE HIGH PERFORMANCE	6C056	BUSHING	
KIT-DIFFERENTIAL PINION SHAFT	4211		
KIT-DIFFERENTIAL SIDE GEAR	4236	KIT-POWER STEERING CYLINDER SEAL	3A764
KIT-DISPOSABLE TYPE OIL FILTER ADAPTOR	6882	KIT-POWER STEERING LINKAGE-CONVERSION	3A634
		KIT-POWER STEERING PISTON ROD END BUSHING	3C590
KIT-DISTRIBUTOR & SPARK PLUG WIRES	12050	KIT-POWER STEERING PUMP & SUPPORT BRACKET	3A635
KIT-DISTRIBUTOR REPAIR	12000	ADAPTOR	
KIT-DRAG LINK BALL STUD REPAIR	3A533		
KIT-ENGINE CONVERSION HIGH PERFORMANCE	6A044	KIT-POWER STEERING PUMP & SUPPORT BRACKET-	3A635
KIT-ENGINE COOLANT HEATER	8B152	CONVERSION	
		KIT-POWER STEERING PUMP CONVERSION	3C618
ENGINE DRESS-UP	6980	KIT-POWER STEERING PUMP-SEAL	3B584
		KIT-REAR AXLE DIFFERENTIAL PINION	4215
	6A058		
	6B068	KIT-REAR AXLE PINION BEARING SHIM	4663
	5A486	KIT-REAR SPRING LINER	5834
	5A484		

**100% SATISFACTION GUARANTEED**

**BUY IT NOW!**

**Click Here To Order**

PayPal American Express Discover MasterCard VISA

# Alphabetical Index—Continued

Part Name	Group Number	Part Name	Group Number
KIT-REAR WHEEL BRAKE CYLINDER REPAIR	2128	LAMP ASSEMBLY-TURN SIGNAL INDICATOR	13A355-6
KIT-RING GEAR & PINION	4209	LAMP-BACK-UP	15500-1
KIT-ROCKER ARM COVER GASKET & SEAL	6A506	LAMP-CIGAR LIGHTER	15076
KIT-ROCKER ARM ECCENTRIC	6A521	LAMP-COURTESY	13707
KIT-SHAFT & CARRIER & SUN GEAR	7A048	LAMP-INTERIOR	13776-7
KIT-SILENT BLOCK BUSHING INSTALLATION	5781	LAMP-PARKING	13200-1
KIT-SINGLE 4V INDUCTION HIGH PERFORMANCE	6B068	LAMP-READING-LESS BEZEL	13A701-2
KIT-SPACER & BRUSH ASSEMBLY-ALTERNATOR	10347	LAMP-REAR LICENSE	13550
KIT-SPARK PLUG & COIL HIGH TENSION WIRES	12259	LAMP-TRANSMISSION CONTROL SELECTOR	15A801
KIT-SPEED CONTROL	9A818	LEAF-REAR SPRING NO. 1	5564
KIT-SPOTLAMP&BRACKET	15312-3	LEAF-REAR SPRING NO. 2	5565
KIT-SPRING REAR SHACKLE & FRONT BOLT	5630	LENS & PLATE-DOME LAMP	13A747
KIT-STARTER BRUSH	11057	LENS & RIM-COURTESY LAMP	13716
KIT-STARTER MOTOR CONTACT POINTS	11134	LENS-BACK-UP LAMP	15514
KIT-STEERING IDLER ARM	3352	LENS-COURTESY LAMP	13734
KIT-STEERING SECTOR ADJUSTER SHIM	3A657	LENS-INSTRUMENT CLUSTER HEADLAMP SWITCH	10A909
KIT-THREE 2V INDUCTION HIGH PERFORMANCE	6B068	LENS-INSTRUMENT CLUSTER-MAIN	10887
KIT-TORSION BAR POWER STEERING GEAR SEAL & GASKET	3C538	LENS-INSTRUMENT CLUSTER WINDSHIELD WIPER SWITCH	10A908
KIT-TRANSMISSION GASKET & SEAL	7153	LENS-INTERIOR LAMPS	13783
KIT-TRANSMISSION OIL PRESSURE REGULATOR VALVE SPRING & RETAINER	7B025	LENS-PARKING BRAKE RELEASE CONTROL	2A659
KIT-TRANSMISSION REGULATOR & COMPENSATOR VALVE SPRING	7B023	LENS-PARKING LAMP	13208-9
KIT-TRANSMISSION REVERSE ENGAGEMENT	7D239	LENS-READING LAMP	13743
KIT-TRANSMISSION SMALL PARTS REPAIR	7B331	LENS-REAR LAMP OPTIC	13463
KIT-TWO 4V INDUCTION HIGH PERFORMANCE	6B068	LENS-REAR LAMPS	13450-1
KIT-UNIVERSAL JOINT	4635	LENS-REAR LICENSE LAMP	13564
KIT-VALVE ROCKER ARM COVER	6A547	LEVER & BUSHING-BRAKE BOOSTER	2A016
KIT-WATER PUMP REPAIR	8591	LEVER & BUSHING-CARBURETOR THERMOSTATIC CHOKE	9A757
KIT-WIRE TERMINAL	14294	LEVER & LINK-CARBURETOR THERMOSTATIC CHOKE	9B547
KNOB & ELEMENT-CIGAR LIGHTER	15052	LEVER & SHAFT-CARBURETOR CHOKE	9546
KNOB & INSERT-LIGHTING SWITCH	11661	LEVER & SHAFT-CARBURETOR THROTTLE	9581
KNOB ASSEMBLY-SPEED CONTROL ACTUATOR	9A832	LEVER-ACCELERATOR PEDAL	9A709
KNOB-CIGAR LIGHTER	15064	LEVER-ACCELERATOR SHAFT	9761
KNOB-CONTROL INSTRUMENT PANEL	15674	LEVER ASSEMBLY-PARKING BRAKE EQUALIZER	2A606
KNOB-LIGHTING SWITCH	11666	LEVER-BRAKE BOOSTER	2431
KNOB-SEAT REGULATOR CONTROL SWITCH	14710	LEVER-BRAKE MASTER CYLINDER OPERATING	2514
KNOB-SEAT REGULATOR CONTROL SWITCH-TILT	14711	LEVER-BRAKE SHOE ADJUSTING	2A176-7
KNOB-TRANSMISSION SHIFT LEVER	7213	LEVER-CARBURETOR ACCELERATOR PUMP	9583
LAMP & WIRE-GLOVE COMPARTMENT	14412	LEVER-CARBURETOR ACCELERATOR PUMP OVERTRAVEL	9919
LAMP ASSEMBLY-TURN SIGNAL INDICATOR	10A841	LEVER-CARBURETOR ACCELERATOR PUMP PISTON OPERATING	9A506
LAMP-BACK-UP	15072	LEVER-CARBURETOR BELLCRANK ADJUSTING	9A535
LAMP-CIGAR LIGHTER	13A756	LEVER-CARBURETOR CHOKE	9548
LAMP-COURTESY	13404-5	LEVER-CARBURETOR CHOKE COUNTERSHAFT OPERATING	9A514
LAMP-INTERIOR		LEVER-CARBURETOR CHOKE SHAFT	9A535
LAMP-PARKING		LEVER-CARBURETOR DASHPOT-INNER	9835
LAMP-READING-LESS BEZEL		LEVER-CARBURETOR DASHPOT OPERATING	9802
LAMP-REAR LICENSE		LEVER-CARBURETOR DASHPOT-OUTER	9836
LAMP-TRANSMISSION CONTROL SELECTOR			

## L



BUY IT NOW!

Click Here To Order



# Alphabetical Index—Continued

Part Name	Group Number	Part Name	Group Number
LEVER-CARBURETOR FAST IDLE ADJUSTING	9538	LINK-BRAKE SHOE CONNECTING	2042
LEVER-CARBURETOR FAST IDLE CAM OPERATING	9548	LINK-CARBURETOR DASHPOT	9D593
LEVER-CARBURETOR FAST IDLE PICK-UP CAM & CHOKE UNLOADER	9B562	LINK-CLUTCH PEDAL ASSIST SPRING	7592
LEVER-CARBURETOR FLOAT BOWL VENT ACTUATING	9D585	LINK-FUEL PUMP ROCKER ARM	9381
LEVER-CARBURETOR IDLE SPEED-UP CONTROL	9D549	LINK-PARKING BRAKE CABLE CONNECTION	2861
LEVER-CARBURETOR SECONDARY THROTTLE OPERATING	9A535	LINK-SPEED CONTROL-THREADED	9A811
LEVER-CARBURETOR SECONDARY THROTTLE OVERRIDE	9C505	LINK-STEERING CONNECTING	3304
LEVER-CARBURETOR SECONDARY THROTTLE STOP	9A537	LINK-STEERING PITMAN ARM TO SPINDLE CONNECTING ROD	3B163
LEVER-CARBURETOR THERMOSTATIC CHOKE HOUSING	9D541	LINK-TRANSMISSION CONTROL SHAFT ROD ADJUSTING	7B108
LEVER-CARBURETOR THERMOSTATIC CHOKE SHAFT	9A876	LINK-TRANSMISSION PARKING PAWL TOGGLE	7316
LEVER-CARBURETOR THROTTLE SHAFT AND/OR DIAPHRAGM-SECONDARY	9583	LINK-VACUUM PUMP ROCKER ARM	9310
LEVER-CLUTCH RELEASE	7515	LOCATOR-FRONT SPRING	5A317
LEVER-IDLE SPEED-UP VALVE	9B864	LOCATOR-STEERING COLUMN TRACK	3C734
LEVER-PARKING BRAKE EQUALIZER	2A605	LOCK ASSEMBLY-SPARE WHEEL	1386
LEVER-PARKING BRAKE OPERATING	2A637-8	LOCK-CARBURETOR FUEL INLET SEAT	9C528
LEVER-STARTER DRIVE	11067	LOCK-DIFFERENTIAL BEARING ADJUSTING NUT	4143
LEVER-STEERING COLUMN LOCKING	3B661	LOCKING DIFFERENTIAL KIT	4880
LEVER-TRANSMISSION DOWNSHIFT CONTROL-INNER	7283	LUBRICATOR-REAR AXLE DIFFERENTIAL	4159
LEVER-TRANSMISSION FRONT BAND ACTUATING	7330		
LEVER-TRANSMISSION GEARSHIFTER INTERMEDIATE & HIGH	7285	<b>M</b>	
LEVER-TRANSMISSION GEARSHIFTER-LOW & REVERSE	7290	MAGNET-CARBURETOR CHOKE PLATE	9E585
LEVER-TRANSMISSION LOW & REVERSE GEARSHIFT INTERLOCK	7C173	MAIN CONTROL REGULATOR REPAIR KIT	7A135
LEVER-TRANSMISSION MANUAL CONTROL	7A256	MANIFOLD & CHECK VALVE-BRAKE BOOSTER	2A411
LEVER-TRANSMISSION MANUAL VALVE DETENT	7A115	MANIFOLD & THERMOSTAT-EXHAUST	9426
LEVER-TRANSMISSION PARKING PAWL TOGGLE	7A121	MANIFOLD-EXHAUST	9430-1
LEVER-TRANSMISSION PARKING PAWL TOGGLE-OPERATING	7A117	MANIFOLD-INTAKE	9424-5
LEVER-TRANSMISSION PARKING PAWL TORSION SPRING	7B470	MASK-FUEL & TEMPERATURE INDICATOR	9313
LEVER-TRANSMISSION REAR BAND ACTUATING	7A169	MASK-INSTRUMENT CLUSTER	10890
LEVER-TRANSMISSION SHIFT	7210	MASK-TRANSMISSION CONTROL SELECTOR INDICATOR DIAL	7B052
LEVER-TRANSMISSION SHIFT BELLCRANK	7A025	MASTER CYLINDER REPAIR KIT	2004
LEVER-TRANSMISSION THROTTLE CONTROL-OUTER	7A259	MEDALLION-INSTRUMENT CLUSTER	10952
LEVER-WINDOW MASTER CONTROL	14A232	MEDALLION OR EMBLEM-RADIATOR GRILLE	8A223
LEVER-WINDOW REGULATOR LIMIT	14A136-7	MEMBER-ENGINE MOUNTING REAR	6A087-8
LINER-CARBURETOR THERMOSTATIC CHOKE LEVER BUSHING	9A756	MIRROR-SPOTLAMP	15311
LINER-REAR SPRING	5983-5	MOTOR-CONVERTIBLE TOP LOCK & LUGGAGE COMPARTMENT DOOR LOCK	15690
LINER-REAR SPRING CLAMP	5334	MOTOR-SEAT REGULATOR CONTROL	14547
LINER-REAR SPRING LEAF	5624	MOTOR-STEERING COLUMN RELEASE	3D538
LINK-ACCELERATOR BELLCRANK TO CARBURETOR AND/OR ARM-CARBURETOR ACCELERATOR PUMP	9A716	MOTOR-UPPER BACK FINISH PANEL ACTUATING & TOP LOCK	15B659
LINK-ACCELERATOR BELLCRANK TO CARBURETOR	9529	MOTOR-WINDOW REGULATOR	14553
LINK-ACCELERATOR BELLCRANK TO CARBURETOR	2A022	MOTOR-WINDOW REGULATOR KIT	14553
LINK-ACCELERATOR BELLCRANK TO CARBURETOR	2466	MOULDING-CARBURETOR AIR CLEANER AIR DUCT	9B685
		MOULDING-RADIATOR GRILLE LOWER PANEL	8A054
		MOULDING-RADIATOR GRILLE LOWER PANEL	8368

**100% SATISFACTION GUARANTEED**

**BUY IT NOW!**

**Click Here To Order**

# Alphabetical Index—Continued

Part Name	Group Number	Part Name	Group Number
MOULDING-RADIATOR GRILLE OPENING CENTER PANEL	8A156-7	O RING-TRANSMISSION REAR PUMP PRESSURE PORT	7863
MOULDING-RADIATOR GRILLE OPENING PANEL	8A317-8	O RING-TRANSMISSION THROTTLE CONTROL SHAFT OIL	7265
MUFFLER	5230		
MUFFLER & TUBE-A/COND. COMPRESSOR	2997	OIL CUP-GENERATOR REAR END PLATE	10141
MUFFLER OUTLET PIPE SUPPORT KIT	5277	OIL PAN COMPETITION KIT	6675
		OIL PUMP GASKET KIT	6600
<b>N</b>		OIL PUMP INSTALLATION-KIT	6600
		OILER-DISTRIBUTOR BASE	12135
NEEDLE-CARBURETOR IDLE ADJUSTING	9541		
NOZZLE AND/OR SCREW-CARBURETOR PUMP DISCHARGE	9577	ORIFICE-POWER STEERING PRESSURE LINE HOSE	3A700
		<b>P</b>	
NUT-ACCELERATOR SHAFT TO BELLCRANK ROD	9A857		
NUT-BACK WINDOW REGULATOR CONTROL SWITCH	14A124	PACKING-BRAKE BOOSTER BODY PISTON	2356
NUT-BRAKE ADJUSTING SCREW	2047		
NUT-BRAKE TUBE	2133	PAD-BACK-UP LAMP MOUNTING	15533
NUT-CARBURETOR CHOKE PLATE ADJUSTING	9D564	PAD-BRAKE PEDAL	2454
		PAD-FRONT FENDER APRON & RADIATOR SUPPORT	8124
NUT-CONNECTING ROD CAP	6212	PAD-HORN BLOWING PRESSURE	13A820
NUT-FRONT SUSPENSION UPPER ARM MOUNTING BOLT	3B023	PAD-HORN BLOWING RING INSULATOR	13A834
NUT-FUEL PUMP MANUAL CONTROL	9A389		
NUT-GENERATOR PULLEY	10254	PAD-HORN BLOWING RING SHOCK	13A813
NUT-HEADLAMP ADJUSTING	13181	PAD-PARKING BRAKE PEDAL	2A647
		PAD-RADIATOR GRILLE TO FRONT FENDER	8A255
NUT-LIGHTING SWITCH	11650	PAD-REAR LAMP MOUNTING	13420-1
NUT-OIL PAN TO OIL PUMP TUBE	6673	PAD-REAR LAMP WATER SEAL LOWER	13323
NUT-PARKING BRAKE EQUALIZER LEVER	2091		
NUT-SEAT REGULATOR CONTROL SWITCH BEZEL	14695	PAD-SEAT REGULATOR SWITCH	14B708
NUT-SPARE WHEEL MOUNTING BOLT	1462	PAD-STEERING COLUMN LOCKING BRACKET	3D560
		PAN-OIL	6675
NUT-SPEED CONTROL ACTUATOR	9A836	PAN-TRANSMISSION CONVERTER	7987
NUT-SPEED CONTROL CABLE CLAMPING	9A823	PAN-TRANSMISSION OIL	7A194
NUT-STEERING GEAR WORM THRUST BEARING-LOCK	3707		
NUT-TOP CONTROL	15A670	PANEL & BOX-FUSE JUNCTION	14A072
NUT-TOP CONTROL SWITCH MOUNTING	15B663	PANEL-FUSE JUNCTION	14A067-8
		PANEL-RADIATOR GRILLE-LOWER	8188
NUT-TRANSMISSION GEARSHIFT LEVER BALL LOCK	7C404	PANEL-RADIATOR GRILLE OPENING	8190
NUT-TRANSMISSION OVERDRIVE CONTROL	7A227	PANEL-TOP CONTROL RELAY MOUNTING	15A685
NUT-VALVE ROCKER ARM ADJUSTING SCREW	6552		
NUT-VALVE ROCKER ARM BOLT	6A529	PARKING BRAKE WARNING LIGHT KIT	15A852
NUT-WHEEL BOLT	1012	PAWL & ROD-TRANSMISSION CONTROL SELECTOR LOCKING LEVER	7C441
<b>O</b>		PAWL-TRANSMISSION OVERDRIVE STATIONARY GEAR	7690
		PAWL-TRANSMISSION PARKING	7A441
O RING-CARBURETOR FUEL VALVE INLET SEAT	9609	PAWL-TURN SIGNAL SWITCH	13309
O RING-POWER STEERING OIL RESERVOIR ORIFICE	3547	PEDAL-ACCELERATOR	9735
		PEDAL-BRAKE	2455
O RING-POWER STEERING PUMP VALVE OUTLET FITTING	3618	PEDAL-CLUTCH	7519
O RING-PRESSURE INLET SEAT	3B699	PIN-ACCELERATOR BELLCRANK	9B721
O RING-REAR AXLE DRIVE PINION BEARING RETAINER	4669		
O RING-TRANSMISSION FRONT SERVO RELEASE PISTON	7C098	PIN-ACCELERATOR TO PEDAL	9727
TRANSMISSION OVERDRIVE GOVERNOR	6927	PIN-BRAKE BOOSTER LEVER PIVOT	2A020
		PIN-BRAKE SHOE HOLD DOWN SPRING	2069
-INNER	7C099	PIN-CARBURETOR ACCELERATOR OVERTRAVEL SPRING	9C711
BE	7C329	PIN-CARBURETOR ACCELERATOR PISTON PUMP	9B566
ET TUBE	7868	OPERATING LEVER	



BUY IT NOW!

Click Here To Order



# Alphabetical Index—Continued

Part Name	Group Number	Part Name	Group Number
PIN-CARBURETOR AIR CLEANER RETAINER	9C631	PISTON-CARBURETOR VACUUM	9B513
PIN-CARBURETOR CHOKE PLATE DISTRIBUTION	9551	PISTON-FAN CLUTCH CONTROL	8A640
PIN-CARBURETOR FAST IDLE ADJUSTING LEVER	9579	PISTON PACKING POWER BRAKES KIT	2A200
PIN-CARBURETOR THERMOSTATIC CHOKE PISTON	9B768		
PIN-CRANKSHAFT REAR OIL SEAL	6A302	PISTON,PIN & RETAINER SET	6108
		PISTON PLATE-BRAKE BOOSTER BODY-REAR	2395
PIN-FRONT WHEEL BRAKE SHOE ANCHOR	2027	PISTON RING-PARTIAL RE-RING KIT	6148
PIN-FUEL PUMP ROCKER ARM	9378	PISTON RING SET-COMplete ENGINE RE-RING KIT	6149
PIN-HAND BRAKE HANDLE LOCKING	2819	PISTON-TRANSMISSION FRONT CLUTCH	7A262
PIN-INSTRUMENT CLUSTER HOUSING RETAINER	12429		
PIN-PARKING BRAKE LEVER	2107	PISTON-TRANSMISSION FRONT SERVO	7A260
		PISTON-TRANSMISSION REAR CLUTCH	7514
PIN-PISTON	6135	PISTON-TRANSMISSION REAR SERVO	7A266
PIN-POWER STEERING PUMP ROTOR DRIVE	3633	PISTON-WHEEL BRAKE CYLINDER	2194-7
PIN-SEAT REGULATOR CONTROL KNOB PIVOT	148694	PIVOT-CLUTCH RELEASE EQUALIZER SHAFT BALL INNER	7A531
PIN-STARTER DRIVE PINION	11365		
PIN-STEERING COLUMN INSTRUMENT PANEL OPENING COVER HINGE	3D551	PIVOT-STEERING COLUMN	3B650
		PLANET ASSEMBLY-TRANSMISSION	7A398
PIN-STEERING COLUMN OPENING COVER LEVER ACTUATING	3D557	PLATE & COVER-CLUTCH PRESSURE	7563
		PLATE & DIODE-ALTERNATOR NEGATIVE	10377
PIN-STEERING COLUMN TO TRACK LOWER BRACKET	3C727	PLATE & DIODE-ALTERNATOR POSITIVE	10373
PIN-TRANSMISSION BAND ACTUATING LEVER SHAFT	7356		
PIN-TRANSMISSION CASE DOWEL	7033	PLATE & INSERT-ALTERNATOR REAR	10362
		PLATE & INSULATOR-STEERING COLUMN RELEASE CONTACT	3D569
PIN-TRANSMISSION COMPENSATOR SPRING ADJUSTING	7D254	PLATE & TROUGH-TRANSMISSION OVERDRIVE COVER	7665
PIN-TRANSMISSION COMPENSATOR VALVE ACTUATING	7718	PLATE-ACCELERATOR SHAFT EQUALIZER BRACKET	9A853
PIN-TRANSMISSION FRONT BAND ANCHOR	7377		
PIN-TRANSMISSION FRONT SERVO PISTON GUIDE	7A163	PLATE ASSEMBLY-BALLAST RESISTOR MOUNTING	14A275
PIN-TRANSMISSION GEARSHIFT LEVER	7A111	PLATE-BALLAST RESISTOR MOUNTING	14A274
		PLATE-BRAKE BACKING	2012-5
PIN-TRANSMISSION GEARSHIFT TUBE	7337	PLATE-BRAKE BOOSTER BODY END	2380
PIN-TRANSMISSION PARKING PAWL SUPPORT	7312	PLATE-BRAKE BOOSTER BODY PISTON	2A158
PIN-TRANSMISSION PARKING PAWL TOGGLE LEVER	7A244		
PIN-TRANSMISSION PARKING PAWL TOGGLE LEVER SUPPORT	7A295	PLATE-BRAKE BOOSTER DIAPHRAGM	2304
		PLATE-BRAKE BOOSTER PUSH ROD LOCATING	2A476
PIN-TRANSMISSION PARKING PAWL TOGGLE LINK	7318	PLATE-BRAKE PEDAL PAD	2453
PIN-TRANSMISSION PARKING PAWL TOGGLE OPERATING LEVER SUPPORT	7A119	PLATE-BRAKE SHOE ANCHOR PIN GUIDE	2028
		PLATE-CAMSHAFT FUEL PUMP DRIVE ECCENTRIC WEAR	6290
PIN-TRANSMISSION PARKING PAWL TORSION LEVER SUPPORT	7308		
		PLATE-CAMSHAFT THRUST	6269
PIN-TRANSMISSION SHIFTER INTERLOCK	7235	PLATE-CARBURETOR AIR DISTRIBUTION	9F553
PIN-WINDOW REGULATOR MASTER SWITCH LEVER PIVOT	14606	PLATE-CARBURETOR CHOKE	9545
PINION-DIFFERENTIAL	4215	PLATE-CARBURETOR METERING BODY-SECONDARY	9514
PIPE & INSULATOR-RESONATOR INLET	5218	PLATE-CARBURETOR SECONDARY THROTTLE LOCKOUT	9C506
PIPE-EXHAUST CROSSOVER	5A255		
		PLATE-CARBURETOR THERMOSTATIC CHOKE HOUSING	9A539
PIPE-FUEL TANK FILLER	9034	PLATE-CARBURETOR THROTTLE	9585
PIPE-MUFFLER INLET	5245-6	PLATE-DISTRIBUTOR BREAKER	12151-2
PIPE-MUFFLER OUTLET	5255	PLATE-ENGINE FRONT SUPPORT INSULATOR-ADAPTOR	6B072
		PLATE-ENGINE REAR COVER	7007
OIL FILLER & PIN SET	6763		
	6108-9	PLATE-ENGINE REAR SUPPORT	6062
		PLATE-FLYWHEEL REINFORCING	6A366
		PLATE-FRONT SUSPENSION UPPER ARM MOUNTING	3A009
	9B544	PLATE-FUEL & TEMPERATURE INDICATOR MOUNTING	9A285
	9840	PLATE-FUEL & TEMPERATURE INDICATOR MOUNTING	9A286

**100% SATISFACTION GUARANTEED**

**BUY IT NOW!**

**Click Here To Order**

PayPal American Express Discover MasterCard VISA

## Alphabetical Index—Continued

Part Name	Group Number	Part Name	Group Number
PLATE-FUEL LEVEL INDICATOR BACK	9302	PLATE-TRANSMISSION CONTROL VALVE BODY-REAR	7A393
PLATE-GENERATOR FRONT	10139	PLATE-TRANSMISSION FRONT CLUTCH PRESSURE	7B066
PLATE-GENERATOR FRONT BEARING RETAINER	10098		
PLATE-GENERATOR REAR-LESS SPACER	10050	PLATE-TRANSMISSION GEARSHIFT LEVER OPENING COVER	7C309
PLATE-HEADLAMP MOUNTING	13A008-9		
		PLATE-TRANSMISSION LOWER VALVE BODY RIGHT-REAR	7750
PLATE-HORN BLOWING RING CONTACT	13A808	PLATE-TRANSMISSION OIL PRESSURE REGULATOR BODY SEPARATING	7A142
PLATE-HORN BLOWING RING GROUND	13A828		
PLATE-HORN BLOWING RING INDEX	13A809		
PLATE-HORN RELAY MOUNTING	13A846	PLATE-TRANSMISSION REAR CLUTCH PRESSURE	7B437
PLATE-HORN SWITCH BRUSH	13A823	PLATE-TURN SIGNAL SWITCH	13304
		PLATE-VACUUM PUMP LOCK	6616
PLATE-INSTRUMENT CLUSTER BACK	10843	PLATE-WINDOW ACTUATOR STRIKER SWITCH	14A235-6
PLATE-INSTRUMENT CLUSTER CONTROL HOUSING-BACK	10A986-7	PLATE-WINDOW REGULATOR LIMIT SWITCH MOUNTING-REAR DOORS	14A170-1
PLATE-INSTRUMENT CLUSTER CONTROL MOUNTING	10A860		
PLATE-INSTRUMENT CLUSTER HOUSING OPENING	10A862		
PLATE-INSTRUMENT CLUSTER MOUNTING-UPPER CENTER	10A988	PLATE-WINDOW REGULATOR MULTIPLE SWITCH COVER	14A021
		PLATE-WINDOW REGULATOR MULTIPLE SWITCH MOUNTING	14524
PLATE-INSTRUMENT CLUSTER TRIM	10A861	PLATE-WINDOW REGULATOR SINGLE SWITCH COVER	14A020
PLATE-LOWER BACK PANEL BACK-UP LAMP OPENING COVER	15A513-4	PLATE-WINDOW REGULATOR SINGLE SWITCH MOUNTING	14523
PLATE-MUFFLER INLET PIPE HANGER-MOUNTING	5A208	PLUG-CAMSHAFT REAR BEARING	6266
PLATE-MUFFLER MOUNTING	5B236		
		PLUG-CARBURETOR FUEL LEVEL CHECK	9562
PLATE-PARKING BRAKE CABLE CLIP	2A693	PLUG-CROSS LINK	3328
PLATE-POWER STEERING CONTROL VALVE CAP ADAPTOR	3712	PLUG-CYLINDER BLOCK	6026
PLATE-POWER STEERING PUMP PRESSURE	3A645	PLUG-CYLINDER HEAD	6052
PLATE-RADIATOR SUPPORT COWL TOP	12901	PLUG-DISTRIBUTOR PASSAGE	12145
PLATE-REAR AXLE DIFFERENTIAL CLUTCH	4945		
		PLUG-FRAME STONE DEFLECTOR	5A003
PLATE-REAR AXLE DIFFERENTIAL GEAR CLUTCH	4947	PLUG-FUEL PUMP ROCKER ARM PIN HOLES	9A360
PLATE-REAR SPRING FRONT SHACKLE MOUNTING	5A532-5	PLUG-INTAKE MANIFOLD	9A450
PLATE-REAR SPRING U BOLT	5798-9	PLUG-OIL PAN DRAIN	6730
PLATE-RESONATOR MOUNTING	5B262	PLUG-OIL PUMP RELIEF VALVE	6666
PLATE-SPARE WHEEL COVER	1350		
		PLUG-POWER STEERING CONTROL VALVE	3B740
PLATE-SPARE WHEEL MOUNTING	1446	PLUG-POWER STEERING CONTROL VALVE REACTION SPRING-SLEEVE END	3A512
PLATE-SPEED CONTROL ACTUATOR HOUSING-COVER	9A828	PLUG-POWER STEERING CONTROL VALVE REACTION SPRING-CAP END	3A513
PLATE-SPEED CONTROL ACTUATOR MOUNTING	9A890		
PLATE-SPEED CONTROL ACTUATOR MOUNTING	9A891	PLUG-POWER STEERING GEAR HOUSING	3B730
PLATE-STARTER BRUSH END	11049	PLUG-POWER STEERING PUMP FLOW CONTROL VALVE	3B591
		PLUG-STEERING GEAR OIL FILLER	3538
PLATE-STARTER REAR END	11130	PLUG-TRANSMISSION FRONT PUMP PRESSURE	7D274
PLATE-STEERING COLUMN OPENING COVER	3B634	PLUG-VALVE ROCKER ARM SHAFT	6572
PLATE-STEERING COLUMN OPENING COVER	3B633-4		
PLATE-TEMPERATURE INDICATOR BACK	9304	PLUNGER-BRAKE BOOSTER	2A385
PLATE-TRANSMISSION CLUTCH-EXTERNAL SPLINE	7B442	PLUNGER-BRAKE MASTER CYLINDER	2A345
		PLUNGER-CARBURETOR DASHPOT	9800
PLATE-TRANSMISSION CLUTCH-INTERNAL SPLINE	7B164	PLUNGER-OIL PUMP RELIEF VALVE	6674
PLATE-TRANSMISSION CONTROL LOWER VALVE BODY SIDE	7729	PLUNGER-TRANSMISSION CONTROL SELECTOR LEVER	7361
PLATE-TRANSMISSION CONTROL LOWER VALVE BODY END	7014		
PLATE-TRANSMISSION CONTROL SELECTOR LEVER GUIDE	7C449	PLUNGER-TRANSMISSION MANUAL VALVE DETENT	7607
		POINT SET-DISTRIBUTOR	12171
		POINTER-TIMING	6023
	7A008	POPPET-BRAKE BOOSTER DIAPHRAGM	2301
	7A396	POWER BRAKE BOOSTER MAJOR REPAIR KIT	2309



BUY IT NOW!

Click Here To Order



# Alphabetical Index—Continued

Part Name	Group Number	Part Name	Group Number
POWER BRAKE KIT	2A091	RAIL-TRANSMISSION SHIFTER	7240-1
POWER JET BODY & MAIN WELL-CARBURETOR	9594	REAR AXLE DIFFERENTIAL PINION KIT	4215
POWER STEERING CONTROL VALVE CENTERING SPRING REPAIR KIT	3A675	REAR AXLE PINION BEARING SHIM KIT	4663
POWER STEERING CONTROL VALVE REPAIR KIT	3A650	REAR SPRING LINER KIT	5834
POWER STEERING CYLINDER END MOUNTING BUSHING KIT	3C589	REAR WHEEL BRAKE CYLINDER REPAIR KIT	2128
POWER STEERING CYLINDER SEAL KIT	3A764	RECTIFIER ASSEMBLY-ALTERNATOR	10304
POWER STEERING LINKAGE CONVERSION KIT	3A634	REFLECTOR-INSTRUMENT PANEL ASH RECEPTACLE LAMP	13A770
POWER STEERING PISTON ROD END BUSHING KIT	3C590	REFLECTOR-REAR LAMP	13437
POWER STEERING PUMP & SUPPORT BRACKET CONVERSION KIT	3A635	REGULATOR-ALTERNATOR	10316
POWER STEERING PUMP & SUPPORT BRACKET ADAPTOR KIT	3A635	REGULATOR ASSEMBLY-SPEED CONTROL	9A819
POWER STEERING PUMP CONVERSION KIT	3C618	REGULATOR-GENERATOR	10505
POWER STEERING PUMP SEAL KIT	3B584	REGULATOR-INSTRUMENT CLUSTER VOLTAGE	10804
PRISM-TRANSMISSION CONTROL SELECTOR DIAL POSITION	7A028	REGULATOR-TRANSMISSION OIL PRESSURE	7A139
PULLEY-A/COND.BELT IDLER ADJUSTING	2884	REINFORCEMENT-ENGINE REAR MOUNTING MEMBER EXTENSION	6B081
PULLEY-ALTERNATOR	10344	REINFORCEMENT-ENGINE REAR SUPPORT	6A042
PULLEY & BRACKET ASSEMBLY-BELT IDLER	8678	REINFORCEMENT-FLEXIBLE COUPLING STEERING	3B629
PULLEY & DAMPER-CRANKSHAFT VIBRATION	6312	REINFORCEMENT-FRONT STABILIZER BAR MOUNTING BRACKET	5A483
PULLEY-BELT IDLER	8679	REINFORCEMENT-FRONT SUSPENSION HOUSING SPRING SEAT	3A072
PULLEY-GENERATOR	10130	REINFORCEMENT-FRONT SUSPENSION LOWER ARM BUSHING	3A492
PULLEY-PARKING BRAKE CABLE	2804	REINFORCEMENT-GRILLE OPENING PANEL-UPPER	8A284
PULLEY-POWER STEERING PUMP	3A733	REINFORCEMENT-MUFFLER OUTLET PIPE BRACKET-MOUNTING BOLT	5A224
PULLEY-VIBRATION DAMPER-OUTER	6A312	REINFORCEMENT-OIL PAN FLANGE	6A674
PULLEY-WATER PUMP	8509	REINFORCEMENT-POWER STEERING OIL RESERVOIR ORIFICE	3B563
PUMP-FUEL AND/OR VACUUM	9350	REINFORCEMENT-RADIATOR SUPPORT-FRONT UPPER	8A349-50
PUMP-OIL	6600	REINFORCEMENT-RADIATOR SUPPORT-REAR UPPER	8A347-8
PUMP-POWER STEERING	3A674	REINFORCEMENT-REAR SPRING FRONT HANGER BRACKET	5916-7
PUMP-TRANSMISSION OIL-FRONT	7A103	REINFORCEMENT-REAR SPRING FRONT HANGER BRACKET REAR	5A624-5
PUMP-TRANSMISSION OIL-REAR	7A149	REINFORCEMENT-REAR SPRING REAR HANGER BRACKET	5918-9
PUMP-VACUUM-OIL & VACUUM PUMP	6713	REINFORCEMENT-STEERING COLUMN BRACKET	3B743
PUMP-WATER	8501	REINFORCEMENT-TRANSMISSION LOWER VALVE BODY-PLATE	7C056
		REINFORCEMENT-VALVE ROCKER ARM COVER FLANGE	6A523
		RELAY & BRACKET-HORN	13853
		RELAY ASSEMBLY-WARNING LAMP	10B840
		RELAY-AUTOMATIC HEADLAMP DIMMER	13A025
		RELAY-DOOR LOCK CONTROL	14A093
		RELAY-DOOR OPEN WARNING	14A208
		RELAY-IGNITION CURRENT AMPLIFIER	12A042
		RELAY-INSTRUMENT WARNING SIGNAL	10A968
		RELAY-INTERIOR LAMP	13A777
		RELAY-SEAT REGULATOR CONTROL	14A707

## R

RACE-TRANSMISSION FRONT CLUTCH SUN GEAR THRUST BEARING-REAR

7549

RACE-TRANSMISSION OUTPUT SHAFT THRUST BEARING  
 RACE-TRANSMISSION OVERRUNNING CLUTCH INNER  
 RACE-TRANSMISSION OVERRUNNING CLUTCH OUTER  
 RACE-TRANSMISSION REAR SUN GEAR THRUST BEARING  
 RACE-TRANSMISSION SUN GEAR THRUST BEARING

7A387  
 7D171  
 7B456  
 7504  
 7D235-6

3524  
 8005  
 12820

**100% SATISFACTION GUARANTEED**  
**BUY IT NOW!**  
 Click Here To Order

PayPal American Express Discover MasterCard VISA

## Alphabetical Index—Continued

Part Name	Group Number	Part Name	Group Number
RELAY-STARTER	11450	RETAINER-DOME LAMP LENS	13784
RELAY-TOP CONTROL MOTOR	15672	RETAINER-DOME LAMP OR CARGO LAMP WIRING	13198
RELAY-TOP CONTROL-NEUTRAL	15A688	RETAINER-ENGINE REAR SUPPORT	6054
RELAY-TRANSMISSION OVERDRIVE	7A651	RETAINER-ENGINE REAR SUPPORT MOUNTING BRACKET	6A039
RELAY-WINDOW REGULATOR CONTROL	14512	INSULATOR	
RELAY-WINDOW REGULATOR MOTOR ARMATURE EXCITATION	14A154	RETAINER-ENGINE REAR SUPPORT MOUNTING BRACKET INSULATOR-LOWER	6A032
RELAY-WINDOW REGULATOR MOTOR-CURRENT LIMITER	14A153	RETAINER-FRONT SUSPENSION LOWER ARM BALL JOINT DUST SEAL	3A027
RELAY-WINDOW REGULATOR-SAFETY	14677	RETAINER-FRONT WHEEL HUB GREASE	1190
RESERVOIR & TUBE-POWER STEERING PUMP	3A697	RETAINER-FUEL & TEMPERATURE INDICATOR BEZEL	9C272
RESERVOIR-BRAKE BOOSTER	2063	RETAINER-FUEL PUMP CAM LEVER SPRING	9B354
RESERVOIR-STEERING COLUMN	3D578	RETAINER-FUEL PUMP DIAPHRAGM SPRING	9371
RESISTOR & BRACKET-IGNITION BALLAST	12A046	RETAINER-FUEL PUMP OIL SEAL	9A392
RESISTOR-IGNITION COIL	12250	RETAINER-FUEL TANK FILLER PIPE SEAL	9008
RESISTOR-LIGHTING SWITCH	11691	RETAINER-FUSE JUNCTION PANEL	14A218
RESONATOR	5212	RETAINER-GROMMET WIRE THRU DASH	14608
RETAINER & BEARING CUP-REAR AXLE DRIVE PINION GEAR	4614	RETAINER-HEADLAMP DOOR	13062
RETAINER-AIR CLEANER TO CARBURETOR	9B672	RETAINER-HEADLAMP JUNCTION BLOCK	13A060
RETAINER-ALTERNATOR	10323	RETAINER-HORN BLOWING RING MEDALLION	13A810
RETAINER-ALTERNATOR FRONT BEARING	10A355	RETAINER-LOWER GRILLE PANEL MOULDING COVER	8A063
RETAINER-BRAKE BOOSTER BODY PISTON GUIDE	2B131	RETAINER-MAP LAMP SOCKET	15A652
RETAINER-BRAKE BOOSTER BODY PISTON RETURN SPRING	2327	RETAINER-OIL SEPARATOR ELEMENT-CRANKCASE VENTILATION	6A633
RETAINER-BRAKE BOOSTER DIAPHRAGM POPPET	2297	RETAINER-PARKING BRAKE CABLE REAR	2A709
RETAINER-BRAKE BOOSTER FULCRUM LEVER	2A370	RETAINER-PARKING BRAKE EQUALIZER LEVER	2A613
RETAINER-BRAKE BOOSTER PISTON FELT	2429	RETAINER-PARKING BRAKE EQUALIZER LEVER RELEASE SPRING	2A616
RETAINER-BRAKE BOOSTER PUSH ROD SPRING	2A372	RETAINER-PISTON PIN	6140
RETAINER-BRAKE MASTER CYLINDER COMPENSATING PORT SPRING	2165	RETAINER-POWER STEERING CYLINDER STUD SEAL	3D507
RETAINER-BRAKE MASTER CYLINDER PLUNGER SEAL	2159	RETAINER-POWER STEERING HOSE INSULATOR	3A610
RETAINER-CARBURETOR CHOKE SHAFT	9B527	RETAINER-POWER STEERING OIL RESERVOIR FILTER SPRING	3B756
RETAINER-CARBURETOR FAST IDLE ROD SEAL	9A576	RETAINER-POWER STEERING PUMP RELIEF VALVE	3C742
RETAINER-CARBURETOR FLOAT BOWL	9808	RETAINER-RADIATOR SUPPORT TO COWL TOP BRACE	12748
RETAINER-CARBURETOR FLOAT LEVER SHAFT	9B546	RETAINER-RATCHET BAR LOCKING SPRING	2786
RETAINER-CARBURETOR FLOAT SPRING	9552	RETAINER-REAR AXLE DRIVE PINION PILOT BEARING	4627
RETAINER-CARBURETOR PUMP OPERATING LEVER	9568	RETAINER-REAR LAMP REFLECTOR	13456
RETAINER-CARBURETOR VALVE	9575	RETAINER-REAR PARKING BRAKE LEVER PIN	2106
RETAINER-CLUTCH PEDAL ASSIST SPRING	7540	RETAINER-REAR SPRING CENTER MOUNTING INSULATOR	5736
RETAINER-CLUTCH PEDAL ROD SEAL	7B507	RETAINER-REAR SPRING CENTER MOUNTING INSULATOR LOWER	5A538
RETAINER-CLUTCH PEDAL STOP LEVER PIN	7618	RETAINER-REAR WHEEL BEARING-INNER	1180
RETAINER-CLUTCH RELEASE EQUALIZER BAR RETAINING SPRING	7639	RETAINER-REAR WHEEL BEARING-OUTER	4020
RETAINER-CLUTCH RELEASE EQUALIZER SHAFT BEARING	7A629	RETAINER-SPEED CONTROL ACTUATOR-PUSH BUTTON	9A897
RETAINER-CLUTCH RELEASE EQUALIZER SHAFT BEARING CRANKSHAFT REAR SEAL	6335	RETAINER-STARTER MOTOR DRIVE RING	11223
	12388	RETAINER-STEERING COLUMN LOCKING LEVER SPRING	3C733
	12146	RETAINER-STEERING COLUMN TRACK BEARING	3D561
	12177		



# Alphabetical Index—Continued

Part Name	Group Number	Part Name	Group Number
RETAINER-STEERING COLUMN TUBE OPENING GROMMET	3B707	RETAINER-TRANSMISSION THROTTLE PRESSURE BOOSTER VALVE PLUG	7B428
RETAINER-STEERING SHAFT UPPER BEARING	3B610	RETAINER-TURN SIGNAL CONTROL ARM	13347
RETAINER-STEERING WHEEL HUB CAP	3657	RETAINER-TURN SIGNAL FLASHER	13A367
RETAINER-THERMOSTATIC CHOKE CONTROL INSERT	9A715	RETAINER-VALVE ROCKER ARM ECCENTRIC SPRING	6A520
RETAINER-TRANSMISSION CLUTCH PISTON SPRING	7A527		
RETAINER-TRANSMISSION COMPENSATOR VALVE-INNER SPRING	7714	RETAINER-VALVE SPRING	6514
RETAINER-TRANSMISSION CONTROL SELECTOR RETRACTING SPRING	7C230	RETAINER-WIRING GROMMET	14613
RETAINER-TRANSMISSION CONTROL SELECTOR INDICATOR LAMP HOUSING	15815	RETAINER-WIRING HARNESS	14A163
		RIM-BRAKE PEDAL PAD	2A231
RETAINER-TRANSMISSION CONTROL SELECTOR DIAL	7344	RING-A/COND. COMPRESSOR CLUTCH-SLIP	2980
RETAINER-TRANSMISSION CONTROL SELECTOR LEVER PLUNGER	7A347	RING-ALTERNATOR ROTOR STOP	10370
RETAINER-TRANSMISSION CONTROL SELECTOR LEVER GUIDE PLATE	7C448	RING & GEAR ASSEMBLY-TRANSMISSION OVERDRIVE BALK	7662
		RING ASSEMBLY-ALTERNATOR ROTOR SLIP	10328
RETAINER-TRANSMISSION CONTROL SELECTOR LOCKING LEVER PAWL	7C443	RING-BRAKE BOOSTER PLUNGER CUSHION	2A371
RETAINER-TRANSMISSION COUNTERSHAFT & REVERSE IDLER SHAFT	7155		
RETAINER-TRANSMISSION FRONT BAND ACTUATING LEVER SHAFT	7A155	RING-BRAKE VACUUM BOOSTER BELLOWS WEAR	2B074
		RING-CAMSHAFT SPROCKET LOCK	6258
RETAINER-TRANSMISSION FRONT OIL PUMP BALL PRESSURE SPRING	7A223	RING-FUEL TANK FILLER CAP RETAINING CHAIN	9125
RETAINER-TRANSMISSION FRONT SERVO RELEASE PISTON	7A269	RING-FUEL TANK SENDER RETAINER LOCKING	9A307
RETAINER-TRANSMISSION GEARSHIFT LEVER	7348	RING GEAR & PINION KIT	4209
RETAINER-TRANSMISSION GEARSHIFT LEVER BOOT	7262		
RETAINER-TRANSMISSION GEARSHIFT TUBE PIN	7B163	RING-GENERATOR BEARING STOP	10163
RETAINER-TRANSMISSION GOVERNOR SECONDARY VALVE SPRING	7D218	RING-HEADLAMP ADJUSTING	13118-9
RETAINER-TRANSMISSION KICK DOWN CONTROL LEVER RETRACTING SPRING	7C176	RING-HEADLAMP BULB RETAINING	13015
		RING-HORN BLOWING	13A805
RETAINER-TRANSMISSION MAIN DRIVE GEAR BEARING	7050	RING-OIL PUMP INTERMEDIATE SHAFT RETAINER	6629
RETAINER-TRANSMISSION MAIN OIL PRESSURE REGULATOR VALVE	7A478		
RETAINER-TRANSMISSION OIL PRESSURE REGULATOR LUBE RELIEF VALVE SEAT	7B217	RING-POWER STEERING CYLINDER CAP RETAINING	3A746
		RING-POWER STEERING PUMP VANE	3A644
RETAINER-TRANSMISSION OUTPUT SHAFT BEARING	7085	RING-POWER STEERING VALVE RETAINING	3757
RETAINER-TRANSMISSION OVERDRIVE FREE WHEEL CAM	7676	RING-SPARE WHEEL COVER	1351
RETAINER-TRANSMISSION OVERDRIVE WHEEL CAGE	7674	RING-STEERING COLUMN TUBE TRIM	3B751
RETAINER-TRANSMISSION OVERRUNNING CLUTCH SPRING	7D191		
RETAINER-TRANSMISSION PARKING PAWL TOGGLE RETURN SPRING	7323	RING-TRANSMISSION FRONT CLUTCH PISTON SPRING PRESSURE	7563
		RING-TRANSMISSION GEARSHIFT LEVER BOOT	7D152
RETAINER-TRANSMISSION PARKING PAWL TOGGLE LEVER SUPPORT PIN	7326	RING-TRANSMISSION OVERDRIVE MAIN SHAFT BEARING SNAP	7656
		RING-TRANSMISSION SYNCHRONIZER BLOCKING	7107
		RIVET-DISTRIBUTOR CAP CLAMP	12145
		RIVET-GENERATOR & STARTER LOCKING	10088
		ROCKER ARM COVER GASKET & SEAL KIT	6A506
		ROCKER ARM ECCENTRIC KIT	6A521
		ROD-ACCELERATOR BELLCRANK TO CARBURETOR	9772
		ROD-ACCELERATOR LEVER TO ACCELERATOR SHAFT	9A731
		ROD-ACCELERATOR PEDAL TO SHAFT	9727
		ROD-ACCELERATOR SHAFT TO BELLCRANK	9A702
		ROD-ACCELERATOR SHAFT TO SPEED CONTROL SHAFT	9B704
		ROD-ACCELERATOR SHAFT TO TRANSMISSION CONTROL SHAFT	9784
		ROD & BALL STUD-STEERING SPINDLE ARM	3280-1

**100% SATISFACTION GUARANTEED**

**BUY IT NOW!**

**Click Here To Order**

PayPal American Express Discover MasterCard VISA

# Alphabetical Index—Continued

Part Name	Group Number	Part Name	Group Number
ROD-BRAKE BOOSTER PUSH	2377	ROTOR-ALTERNATOR	10335
ROD-BRAKE MASTER CYLINDER PUSH	2143	ROTOR-DISTRIBUTOR	12200
ROD-CARBURETOR ACCELERATOR PUMP LINK TO THROTTLE LEVER	9B542	ROTOR-LIGHTING SWITCH	11A645
ROD-CARBURETOR ACCELERATOR PUMP LINK TO VENT LEVER		ROTOR-POWER STEERING PUMP	3692
ROD-CARBURETOR CHOKE CONTROL	9A599	ROTOR-TRANSMISSION FRONT OIL PUMP	7A146
ROD-CARBURETOR CHOKE SHAFT	9598	ROTOR-TRANSMISSION REAR OIL PUMP	7A497
ROD-CARBURETOR CHOKE SHAFT	9A766	<b>S</b>	
ROD-CARBURETOR DASHPOT CONNECTING	9A527	SCOOP-DIFFERENTIAL CASE OIL	4A050
ROD-CARBURETOR FAST IDLE CAM	9598	SCRAPER-POWER STEERING CYLINDER	3A753
ROD-CARBURETOR METERING	9A526	SCREEN & COVER-OIL PUMP	6622
ROD-CARBURETOR PUMP CONNECTOR	9531	SCREEN-CARBURETOR FILTER	9526
ROD-CARBURETOR SECONDARY DIAPHRAGM CONTROL	9596	SCREEN-CARBURETOR FILTER	9938
ROD-CARBURETOR SECONDARY THROTTLE CONTROL	9C504	SCREEN-CONVERTER HOUSING AIR INTAKE	7A805
ROD-CARBURETOR TO TRANSMISSION CONTROL SHAFT	9747	SCREEN-TRANSMISSION OIL PAN	7A098
ROD-CARBURETOR TO TRANSMISSION CONTROL SHAFT	9A735	SCREW-BRAKE ADJUSTING	2041
ROD-CARBURETOR TO TRANSMISSION KICKDOWN CONTROL SHAFT	9A734	SCREW-BRAKE BOOSTER ATMOSPHERIC POPPET VALVE SILENCER	2509
ROD-CLUTCH RELEASE LEVER	7521	SCREW-BRAKE WHEEL CYLINDER BLEEDER	2208
ROD-CONNECTING	6200	SCREW-CARBURETOR ACCELERATOR PUMP ARM	9B566
ROD-FUEL PUMP PUSH	9400	SCREW-CARBURETOR BOOSTER VENTURI SUPPORT	9B553
ROD-PARKING BRAKE EQUALIZER	2628	SCREW-CARBURETOR CHOKE PLATE	9A767
ROD-POWER STEERING PISTON	3A545	SCREW-CARBURETOR DASHPOT	9B502
ROD-SPEED CONTROL REGULATOR	9B703	SCREW-CARBURETOR DISCHARGE NOZZLE	9574
ROD-SPEED CONTROL TO CONTROL SHAFT	9B718	SCREW-CARBURETOR FAST IDLE ADJUSTING	9B538
ROD-THROTTLE	9B841-2	SCREW-CARBURETOR FUEL INLET	9828
ROD-TRANSMISSION CONTROL SHAFT TO ACCELERATOR BELLCRANK	7A373	SCREW-CARBURETOR IDLE AIR ADJUSTING	9541
ROD-TRANSMISSION CONTROL SHAFT TO TRANSMISSION	7A186-7	SCREW-CARBURETOR PRIMARY AIR BLEED	9B553
ROD-TRANSMISSION MANUAL CONTROL EQUALIZER SHAFT	7B189	SCREW-CARBURETOR THERMOSTATIC CHOKE HOUSING ADAPTOR	9B874
ROD-TRANSMISSION MANUAL SHIFT	7325-8	SCREW-CARBURETOR THROTTLE PLATE	9586
ROD-TRANSMISSION PARKING PAWL TOGGLE OPERATING LEVER	7A232	SCREW-HEADLAMP ADJUSTING	13032
ROD-TRANSMISSION PARKING PAWL TORSION LEVER	7322	SCREW-POLE PIECE	10044
ROD-TRANSMISSION REAR SERVO PISTON	7409	SCREW-STARTER POLE PIECE	11415
ROD-TRANSMISSION REVERSE GEARSHIFT	7B112	SCREW-STEERING GEAR ADJUSTING	3577
ROD-TRANSMISSION THROTTLE CONTROL VALVE	7A380	SCREW-TRANSMISSION PLANETARY SUPPORT LOCATING	7A291
ROD-TRANSMISSION TO BELLCRANK LEVER	7A024	SCREW-VALVE ROCKER ARM ADJUSTING	6549
ROD-VALVE PUSH	6565	SEAL-ACCELERATOR LEVER TO ACCELERATOR SHAFT ROD	9B710
ROLLER-BELT DRIVEN POWER STEERING PUMP	3684	SEAL-ACCELERATOR PEDAL ROD	9793
ROLLER-TRANSMISSION INPUT SHAFT PILOT BEARING	7118	SEAL-ARM BALL JOINT-DUST	3A105
ROLLER-TRANSMISSION OVERRUNNING CLUTCH	7190	SEAL-BRAKE BOOSTER BODY PISTON	2372
ROLLER-TRANSMISSION PLANETARY CLUTCH	7C366	SEAL-BRAKE BOOSTER PUSH ROD	2384
ROLLER-TRANSMISSION PLANETARY CLUTCH BEARING	7C458	SEAL-BRAKE BOOSTER PUSH ROD TO PISTON	2411
ROLLER-TRANSMISSION PLANETARY CLUTCH BEARING	7D271	SEAL-BRAKE BOOSTER PUSH ROD TO PISTON	2A319
ROLLER-TRANSMISSION PLANETARY CLUTCH BEARING	6608	SEAL-BRAKE BOOSTER SLAVE CYLINDER END BODY	2437
		SEAL-BRAKE MASTER CYLINDER PLUNGER	2160
		SEAL-BRAKE VACUUM BOOSTER CHECK VALVE	2B073

**100% SATISFACTION GUARANTEED**

**BUY IT NOW!**

**Click Here To Order**

PayPal   American Express   Discover   MasterCard   VISA

# Alphabetical Index—Continued

Part Name	Group Number	Part Name	Group Number
SEAL-CARBURETOR ACCELERATOR PUMP PLUNGER	9B563	SEAL-STEERING GEAR HOUSING OIL	3591
SEAL-CARBURETOR AIR HORN	9C527	SEAL-STEERING GEAR SHAFT-DUST	3B631
SEAL-CARBURETOR FAST IDLE ROD	9B501	SEAL-STEERING GEAR SHAFT-OIL	3738
SEAL-CARBURETOR IDLE ADJUSTING NEEDLE	9634	SEAL-STEERING IDLER ARM	3197
SEAL-CARBURETOR THERMOSTATIC CHOKE SHAFT	9A877	SEAL-STEERING IDLER ARM	3359
SEAL-CLUTCH PEDAL ROD	7A533	SEAL-TRANSMISSION CLUTCH PISTON OIL-OUTER	7A548
SEAL-CRANKSHAFT FRONT OIL	6700	SEAL-TRANSMISSION EXTENSION-OIL	7052
SEAL-CRANKSHAFT REAR MAIN BEARING CAP	6336	SEAL-TRANSMISSION FRONT CLUTCH CYLINDER OIL	7C328
SEAL-CRANKSHAFT REAR OIL	6701	SEAL-TRANSMISSION FRONT CLUTCH SUN GEAR OIL-INTERMEDIATE	7C169
SEAL-DISTRIBUTOR BASE TO CYLINDER BLOCK	12143	SEAL-TRANSMISSION FRONT CLUTCH SUN GEAR OIL-FRONT	7542
SEAL-DRIVESHAFT STUD YOKE CENTERING BALL	4790	SEAL-TRANSMISSION FRONT CLUTCH SUN GEAR OIL-REAR	7543
SEAL-ENGINE REAR COVER PLATE	6424	SEAL-TRANSMISSION FRONT PUMP OIL	7A248
SEAL-FAN SHROUD-UPPER	8A623	SEAL-TRANSMISSION FRONT SERVO COVER TO CASE	7357
SEAL-FLYWHEEL HOUSING COVER	6411	SEAL-TRANSMISSION FRONT SERVO PISTON-OIL	7A294
SEAL-FUEL & VACUUM PUMP OIL	9A393	SEAL-TRANSMISSION FRONT SERVO PISTON RETAINER-OIL	7C050
SEAL-FUEL TANK FILLER NECK TO REAR FLOOR PAN	9136	SEAL-TRANSMISSION FRONT SERVO RELEASE PISTON	7A293
SEAL-FUEL TANK FILLER PIPE	9072	SEAL-TRANSMISSION FRONT SERVO RETAINER ACCUMULATOR	7375
SEAL-HEADLAMP MOUNTING PANEL	13A061-2	SEAL-TRANSMISSION MAIN DRIVE GEAR OIL	7A283
SEAL-HEATER CORE TO SUPPORT REINFORCEMENT	15975	SEAL-TRANSMISSION MAIN SHAFT OIL	7A011
SEAL-INSTRUMENT CLUSTER DUST	10A939	SEAL-TRANSMISSION MANUAL CONTROL LEVER OIL	7B498
SEAL-INTAKE MANIFOLD TO CYLINDER BLOCK-FRONT	9A425	SEAL-TRANSMISSION OIL DISTRIBUTOR SLEEVE-OIL	7883
SEAL-INTAKE MANIFOLD TO CYLINDER BLOCK-REAR	9A424	SEAL-TRANSMISSION OIL FILLER TUBE	7D285
SEAL-OIL PAN-FRONT	6722	SEAL-TRANSMISSION OVERDRIVE PAWL OPERATING ROD OIL	7693
SEAL-OIL PAN-REAR	6723	SEAL-TRANSMISSION REAR CLUTCH PISTON OIL-OUTER	7C051
SEAL-OIL PAN TO OIL PUMP TUBE	6698	SEAL-TRANSMISSION REAR SERVO COVER TO CASE	7407
SEAL-OIL PUMP INTERMEDIATE SHAFT	6A001	SEAL-TRANSMISSION SHIFTER SHAFT-OIL	7288
SEAL-POWER STEERING CONTROL VALVE ADJUSTER	3B699	SEAL-VALVE PUSH ROD COVER VENTILATION TUBE	6769
SEAL-POWER STEERING CONTROL VALVE SPOOL-CAP END	3C513	SEAL-VALVE ROCKER ARM COVER STUD	6570
SEAL-POWER STEERING CONTROL VALVE SPOOL CENTERING SPRING CAP	3C706	SEAL-VALVE ROCKER ARM OIL INLET TUBE	6594
SEAL-POWER STEERING CONTROL VALVE SPOOL SLEEVE END	3697	SEAL-VALVE STEM	6571
SEAL-POWER STEERING CYLINDER CAP	3B737	SEAL-WATER PUMP	8564
SEAL-POWER STEERING CYLINDER PISTON ROD INNER	3656	SEAT & BUSHING-FRONT SUSPENSION UPPER ARM SPRING-LOWER	3388
SEAL-POWER STEERING CYLINDER PISTON ROD OUTER	3A752	SEAT ASSEMBLY-FRONT SPRING	5A306
SEAL-POWER STEERING CYLINDER STUD	3C636	SEAT-CARBURETOR AIR CLEANER ELEMENT	9B608
SEAL-POWER STEERING GEAR CONTROL VALVE SLEEVE	3817	SEAT-FRAME FRONT SPRING	5420
SEAL-POWER STEERING GEAR PISTON	3805	SEAT-PARKING BRAKE EQUALIZER LEVER RETRACTING SPRING	2A708
SEAL-POWER STEERING PUMP ROTOR SHAFT OIL	3B592	SEAT-POWER STEERING OIL RESERVOIR FILTER	3B754
SEAL-POWER STEERING PUMP TO CYLINDER FRONT COVER	3A583	RETAINING SPRING	
SEAL-RADIATOR LOWER	8349	SEAT-STEERING CONNECTING LINK EXTENSION BALL STUD	3320
SEAL-RADIATOR-UPPER	8A397		
REAR AXLE DRIVE PINION OIL	4676		
REAR LAMP	13A495		
	1177		
	6436		
	3513		

**100% SATISFACTION GUARANTEED**

**BUY IT NOW!**

**Click Here To Order**

PayPal American Express Discover MasterCard VISA

# Alphabetical Index—Continued

Part Name	Group Number	Part Name	Group Number
SEAT-TRANSMISSION OIL PRESSURE REGULATOR LUBE RELIEF VALVE	7A144	SHAFT-TRANSMISSION REVERSE IDLER GEAR	7140
SEAT-TRANSMISSION OIL PRESSURE REGULATOR VALVE SPRING	7C062	SHAFT- VALVE & WEIGHT ASSEMBLY-CARBURETOR AUXILIARY THROTTLE	9A534
SEAT-TRANSMISSION REAR CLUTCH PISTON SPRING	7516	SHAFT-VALVE ROCKER ARM	6563
SEAT-TRANSMISSION REAR PUMP CHECK VALVE	7A129	SHELL-TRANSMISSION INPUT	7D064
SEAT-TRANSMISSION REAR SERVO PISTON ROD	7418	SHIELD-ALTERNATOR REGULATOR	10A506
SEAT-VACUUM PUMP DIAPHRAGM SPRING	9302	SHIELD-BATTERY HEAT	10757
SEAT-VALVE ROCKER ARM FULCRUM	6A528	SHIELD-BRAKE LINE FRONT	2A337
SEAT-VALVE SPRING	6A536	SHIELD-CARBURETOR THERMOSTATIC CHOKE	9861
SENDER-FUEL TANK	9275	SHIELD-CIGAR LIGHTER WATER	15A052
SENSOR-HEADLAMP DIMMER	13A019	SHIELD-CLUTCH RELEASE LEVER DUST	7513
SEPARATOR-IGNITION WIRES	12297	SHIELD-ENGINE COMPARTMENT WIRE HARNESS	14A088
SHACKLE-FRONT SUSPENSION LOWER ARM HANGER	3A269	SHIELD-ENGINE FRONT SUPPORT INSULATOR	6035
SHACKLE-REAR SPRING	5776	SHIELD-ENGINE MOUNTING HEAT	6C038
SHACKLE-REAR SPRING FRONT	5A530-1	SHIELD-EXHAUST MANIFOLD AUTOMATIC CHOKE-SPLASH	9A456
SHAFT & BEARING -REAR AXLE	4234-5	SHIELD-FAN BELT IDLER PULLEY BEARING-DUST	8687
SHAFT & BRACKET-ACCELERATOR	9725	SHIELD-FRONT SUSPENSION LOWER ARM BALL JOINT COVER	3A078
SHAFT & BRACKET-SPEED CONTROL	9B706	SHIELD-FRONT SUSPENSION UPPER ARM BALL JOINT DUST	3055
SHAFT & CARRIER & SUN GEAR KIT	7A048	SHIELD-FUEL PUMP	9A396
SHAFT & CARRIER-TRANSMISSION OUTPUT	7A048	SHIELD-FUEL TANK FILLER PIPE	9A097
SHAFT & COUNTERWEIGHT-EXHAUST CONTROL VALVE	9A430	SHIELD-GENERATOR OR ALTERNATOR SPLASH	10170
SHAFT & LEVER-CARBURETOR THERMOSTATIC CHOKE HOUSING	9A753	SHIELD-MUFFLER SPLASH	5B241-2
SHAFT-ACCELERATOR SHAFT TO CARBURETOR	9A729	SHIELD-RADIATOR SPLASH	8209
SHAFT AND/OR PIN-CARBURETOR FLOAT LEVER	9558	SHIELD-RADIATOR SPLASH	8A095
SHAFT & TORSION BAR-STEERING GEAR	3B669	SHIELD-REAR LICENSE LAMP	13508
SHAFT-BRAKE PEDAL	2478	SHIELD-SPEED CONTROL ACTUATOR CABLE DUST	9A831
SHAFT-CARBURETOR CHOKE	9547	SHIELD-THERMOSTATIC CHOKE HEAT TUBE-INLET	9A745
SHAFT-CARBURETOR THROTTLE-SECONDARY	9A592	SHIELD-TRANSMISSION CONTROL LINKAGE SPLASH	7A349
SHAFT-CLUTCH & BRAKE PEDAL PIVOT	7506	SHIELD-TRANSMISSION EXTENSION OIL SEAL-DIRT	7A376
SHAFT-DIFFERENTIAL PINION	4211	SHIELD-UPPER ARM BUSHING	3A257
SHAFT-DISTRIBUTOR	12175	SHIELD-WINDOW REGULATOR CONTROL SWITCH	14A244
SHAFT-FRONT SEAT ADJUSTING REGULATOR SOLENOID	14A721	SHIELD-WIRING	14A099
SHAFT-FRONT SUSPENSION UPPER ARM-INNER	3056	SHIM-CRANKSHAFT VIBRATION DAMPER	6301
SHAFT-OIL PUMP INTERMEDIATE	6A618	SHIM-DRIVE PINION FRONT BEARING ADJUSTING	4672
SHAFT-POWER STEERING PUMP ROTOR	3B559	SHIM-DRIVING PINION REAR BEARING ADJUSTING	4109
SHAFT-STEERING GEAR	3525	SHIM-FRONT SPRING	5355
SHAFT-STEERING GEAR SECTOR	3575	SHIM-FRONT SUSPENSION LOWER ARM FRONT MOUNTING BOLT	3054
SHAFT-TRANSMISSION CONTROL TO ACCELERATOR	7A185	SHIM-FRONT SUSPENSION UPPER ARM MOUNTING	3043
SHAFT-TRANSMISSION FRONT BAND ACTUATING LEVER	7A165	SHIM OR ADJUSTER-REAR AXLE DIFFERENTIAL BEARING	4067
SHAFT-TRANSMISSION-INPUT	7015	SHIM-RADIATOR BOTTOM SUPPORT	8126
SHAFT-TRANSMISSION MANUAL CONTROL EQUALIZER	7B184	SHIM-REAR SPRING	5727
SHAFT-TRANSMISSION OUTPUT	7060-1	SHROUD & GROMMET-STEERING COLUMN-LOWER	3533
	7A658	SHROUD & TUBE ASSEMBLY-CARBURETOR AIR CLEANER AIR DUCT	9A603
	7749		
	7176		
	7A171	SHROUD-CARBURETOR AIR CLEANER DUCT	9A676

**100% SATISFACTION GUARANTEED**

**BUY IT NOW!**

**Click Here To Order**

PayPal American Express Discover MasterCard VISA

# Alphabetical Index—Continued

Part Name	Group Number	Part Name	Group Number
SHROUD-FAN	8146-8	SNAP RING-TRANSMISSION CLUTCH CYLINDER	7567
SHROUD-STEERING COLUMN	3530	SNAP RING-TRANSMISSION CLUTCH PLATE RETAINER	7523
SHROUD-TRANSMISSION CONTROL SELECTOR INDICATOR LAMP	15A811	SNAP RING-TRANSMISSION DRIVE GEAR BEARING RETAINING	7026
SILENCER-BRAKE BOOSTER PUSH ROD	2A383	SNAP RING-TRANSMISSION FRONT OIL PUMP BALL CHECK VALVE SPRING	7822
SILENT BLOCK BUSHING INSTALLATION KIT	5781	SNAP RING-TRANSMISSION FRONT SERVO PISTON RETAINER	7366
SINGLE 4V INDUCTION HIGH PERFORMANCE KIT	6B068	SNAP RING-TRANSMISSION GOVERNOR RETAINING	7136
SLEEVE-ALTERNATOR TERMINAL SPACER	10A379	SNAP RING-TRANSMISSION MAIN DRIVE GEAR BEARING TO SHAFT	7064
SLEEVE ASSEMBLY-POWER STEERING CONTROL VALVE	3B671	SNAP RING-TRANSMISSION OUTPUT SHAFT RING GEAR RETAINER	7C122
SLEEVE-CARBURETOR PUSH ROD	9934	SNAP RING-TRANSMISSION OVERDRIVE COVER PLATE	7666
SLEEVE-CLUTCH RELEASE IDLER LEVER SWIVEL	7B515	SNAP RING-TRANSMISSION OVERDRIVE RING GEAR	7654
SLEEVE-DRAG LINK ADJUSTING	3310	SNAP RING-TRANSMISSION OVERDRIVE SHIFT RAIL	7683
SLEEVE-FUEL HOSE INSULATING	9C328	SNAP RING-TRANSMISSION PLANETARY CLUTCH	7A577
SLEEVE-FUEL TANK VENT TUBE	9A034	SNAP RING-TRANSMISSION REAR CLUTCH PISTON SPRING RETAINER	7517
SLEEVE-INTAKE MANIFOLD	9471	SNAP RING-TRANSMISSION REAR SERVO PISTON RETAINER	7417
SLEEVE-POWER STEERING CONTROL VALVE BALL STUD	3A755	SNAP RING-TRANSMISSION SPEEDOMETER GEAR RETAINING	7059
SLEEVE-RADIO ANTENNA MOUNTING BRACKET	15102	SNAP RING-TRANSMISSION SPEEDOMETER GEAR RETAINING	7667
SLEEVE-STARTER COIL RETAINING	11105	SNAP RING-TRANSMISSION THIRD & FOURTH SYNCHRONIZER HUB	7059
SLEEVE-STEERING COLUMN UPPER BEARING	3518	SNAP RING-UNIVERSAL JOINT SPIDER BEARING RETAINER	4891
SLEEVE-STEERING WHEEL HUB	3719	SNAP RING-WATER PUMP HOUSING	8576
SLEEVE-TRANSMISSION CLUTCH & GOVERNOR OIL DISTRIBUTOR	7A168	SNUBBER-FRONT SUSPENSION LOWER ARM MOUNTING BOLT	3A264
SLEEVE-TRANSMISSION FIRST SPEED GEAR	7C115	SOCKET & RETAINER-CIGAR LIGHTER	15055
SLEEVE-TRANSMISSION GEARSHIFT CONNECTING ROD ADJUSTMENT	7353	SOCKET & WIRE-BACK-UP LAMP	15536
SLEEVE-TRANSMISSION PARKING PAWL TORSION LEVER SUPPORT	7014	SOCKET & WIRE-COURTESY LAMPS	13A444
SLEEVE-TRANSMISSION SHIFTER INTERLOCK	7233	SOCKET & WIRE-ELECTRIC CLOCK	15026
SLEEVE-TRANSMISSION SHIFT LEVER SUPPORT	7335	SOCKET & WIRE-INSTRUMENT PANEL LAMPS	13621
SLEEVE-VALVE SPRING RETAINER	6517	SOCKET & WIRE-INTERIOR LAMPS	13412
SLEEVE-WIRING CONNECTOR	14489	SOCKET & WIRE-MAP LAMP	13757
SLEEVING-GENERATOR FIELD COIL LEAD INSULATING	10195	SOCKET & WIRE-REAR LAMPS	13410
SLIDE-TRANSMISSION CONTROL ASSEMBLY	7C444	SOCKET & WIRE-SPEED CONTROL LAMP	9B719
SLIDE-TRANSMISSION LOW & REVERSE GEARSHIFT INTERLOCK	7C400	SOCKET & WIRING-DOME LAMP OR CARGO LAMP	13A719
SLIDE-WINDSHIELD WIPER MOTOR CONTROL	12738	SOCKET & WIRING-READING LAMP	13750
SLINGER-CRANKSHAFT OIL	6310	SOCKET-BRAKE ADJUSTING SCREW	2048
SLINGER-DRIVE PINION SHAFT OIL	4670	SOCKET-CLUTCH RELEASE EQUALIZER BALL	7517
SLINGER-DRIVESHAFT STUD YOKE	4791	SOCKET-INSTRUMENT PANEL LAMP	13711
SLINGER-GENERATOR ARMATURE BEARING OIL	10085	SOCKET-LUGGAGE COMPARTMENT & COURTESY LAMPS	13548
SLINGER-WATER PUMP SHAFT	8550	SOCKET-POWER STEERING CONTROL VALVE BALL STUD	3A754
SNAP RING	3326		
SNAP RING-BRAKE BOOSTER PISTON GUIDE BUSHING	2A368		
SNAP RING-BRAKE MASTER CYLINDER PISTON	7821		
SNAP RING-BRAKE MASTER CYLINDER PLUNGER RETAINING	2162		
	8630		
	11222		

**100% SATISFACTION GUARANTEED**

**BUY IT NOW!**

**Click Here To Order**

PayPal American Express Discover MasterCard VISA

## Alphabetical Index—Continued

Part Name	Group Number	Part Name	Group Number
SOCKET-TRANSMISSION SHIFT LEVER	7228	SPACER-POWER STEERING CONTROL VALVE SLEEVE END BUSHING	3A658
SOLENOID & CLAMP-SEAT REGULATOR CONTROL	14A719-20	SPACER-POWER STEERING CONTROL VALVE SPOOL CENTERING SPRING	3707
SOLENOID-CARBURETOR IDLE SPEED-UP CONTROL	9C532	SPACER-POWER STEERING PISTON ROD INSULATOR	3652
SOLENOID-ELECTRIC DOOR LOCK	14021	SPACER-POWER STEERING PUMP ADJUSTING BRACKET	3D600
SOLENOID-LUGGAGE COMPARTMENT ELECTRIC DOOR LOCK	14030	SPACER-RADIATOR	8A045
SOLENOID-SEAT REGULATOR CONTROL	14A700	SPACER-REAR AXLE DIFFERENTIAL BUMPER BRACKET MOUNTING	4956
SOLENOID-TRANSMISSION OVERDRIVE GEARSHIFT	6916	SPACER-REAR AXLE DRIVE PINION BEARING	4662
SPACER-A/COND. COMPRESSOR MOUNTING BRACKET	2887	SPACER-REAR SPRING CENTER BOLT	5A537
SPACER-ALTERNATOR BRACKET	10A370	SPACER-REAR SPRING CENTER MOUNTING	5598
SPACER-ALTERNATOR DIODE PLATE	10A363	SPACER-STABILIZER BAR	5490
SPACER-ALTERNATOR PULLEY	10A344	SPACER-STEERING COLUMN BRACE	3558
SPACER-ALTERNATOR RECTIFIER INSULATOR	10A382	SPACER-STEERING COLUMN COVER	3C549
SPACER-ALTERNATOR ROTOR	10A344	SPACER-STEERING COLUMN UPPER BEARING SPRING	3B703
SPACER & BRUSH ASSEMBLY ALTERNATOR KIT	10347	SPACER-STEERING GEAR HOUSING SEAL	3C703
SPACER-BACK WINDOW REGULATOR CONTROL SWITCH	14A123	SPACER-STEERING SHAFT COUPLING	3C760
SPACER-BODY BOLT	5A076	SPACER-TOP CONTROL RELAY PANEL MOUNTING	15A686
SPACER-BRAKE PEDAL	2A188	SPACER-TRANSMISSION COMPENSATOR VALVE	7B425
SPACER-CAMSHAFT FUEL PUMP DRIVE ECCENTRIC	6291	SPACER-TRANSMISSION COUNTERSHAFT GEAR	7125
SPACER-CAMSHAFT FUEL PUMP ECCENTRIC	6290	SPACER-TRANSMISSION COUNTERSHAFT GEAR BEARING	7115
SPACER-CAMSHAFT SPROCKET	6265	SPACER-TRANSMISSION GEARSHIFT CONNECTING ROD ADJUSTMENT	7323
SPACER-CARBURETOR FAST IDLE CAM PICK-UP LEVER	9B554	SPACER-TRANSMISSION LOW OIL PRESSURE REGULATOR VALVE	7470
SPACER-CARBURETOR THERMOSTATIC CHOKE SHAFT	9812	SPACER-TRANSMISSION PLANET GEAR BEARING	7186
SPACER-CARBURETOR TO INTAKE MANIFOLD	9A589	SPACER-TRANSMISSION REAR SERVO	7D300
SPACER-CIGAR LIGHTER WATER SHIELD	15A054	SPACER-TRANSMISSION SHIFT ARM HUB	7336
SPACER-COMPRESSOR MOUNTING BRACKET	10248	SPACER-TRANSMISSION SHIFT LEVER SOCKET	7B169
SPACER-CRANKSHAFT DAMPER	6359	SPACER-TRANSMISSION SHORT PLANET GEAR	7182
SPACER-CRANKSHAFT MAIN BEARING CAP	6A354	SPACER-VALVE SPRING	6515
SPACER-DEFLECTOR MUFFLER HEAT FRONT	5A227	SPACER-WATER PUMP-FRONT	8A501
SPACER-ENGINE FRONT SUPPORT-INSULATOR	6A027	SPACER-WATER PUMP PULLEY TO FAN	8546
SPACER-ENGINE REAR SUPPORT MOUNTING	6B020	SPACER-WHEEL APPLIQUE	1188
SPACER-ENGINE TO FRAME MOUNTING BOLT	6A046	SPACER-WHEEL BRAKE SHOE RETRACTING SPRING	2A352
SPACER-EXPORT CYLINDER HEAD	6A017	SPARK PLUG	12405
SPACER-FAN SHROUD	8A621	SPARK PLUG & COIL HIGH TENSION WIRES KIT	12259
SPACER-FRONT SUSPENSION LOWER ARM EXTENSION INSULATOR	3433	SPEED CONTROL KIT	9A818
SPACER-FRONT SUSPENSION LOWER ARM-FRONT	3099	SPINDLE-FRONT WHEEL	3102-8
SPACER-FRONT SUSPENSION LOWER ARM STRUT INSULATOR	3473	SPINNER ASSEMBLY-WHEEL COVER	1035
SPACER-FRONT SUSPENSION UPPER ARM MOUNTING	3035	SPOTLAMP&BRACKET KIT	15312-3
SPACER-FUEL PUMP LINK & SPRING RETAINER	9382	SPRING-ACCELERATOR EQUALIZER	9736
SPACER-GENERATOR BRACKET SUPPORT	10259	SPRING-ACCELERATOR SHAFT RETRACTING	9737
SPACER-GENERATOR MOUNTING BRACKET	10148	SPRING-ALTERNATOR BRUSH	10349
SPACER-HORN BRACKET SPRING	13827	SPRING & RETAINER-MASTER CYLINDER RETURN	2145
SPACER-IGNITION AMPLIFIER MOUNTING	11A587	SPRING & SHAFT-CARBURETOR AIR CLEANER AIR DUCT	9670
SPACER-INTAKE MANIFOLD TO CYLINDER HEAD	9A432	SPRING-BRAKE ADJUSTING SCREW	2049
SPACER-INTAKE MANIFOLD TO CYLINDER HEAD	9441-3		
SPACER-INTAKE MANIFOLD TO CYLINDER HEAD	3A230		
SPACER-INTAKE MANIFOLD TO CYLINDER HEAD	8A253		

**100% SATISFACTION GUARANTEED**

**BUY IT NOW!**

**Click Here To Order**

PayPal American Express Discover MasterCard VISA

# Alphabetical Index—Continued

Part Name	Group Number	Part Name	Group Number
SPRING-BRAKE BOOSTER BODY PISTON RETURN	2361	SPRING-CIGAR LIGHTER RETAINER	15061
SPRING-BRAKE BOOSTER CONTROL VALVE RETURN	2A157	SPRING-CLUTCH PEDAL LEVER ASSIST	7534
SPRING-BRAKE BOOSTER VACUUM VALVE POPPET RETURN	2441	SPRING-CLUTCH RELEASE EQUALIZER BAR RETAINING	7545
SPRING-BRAKE DRUM SILENCER	1140	SPRING-CLUTCH RELEASE LEVER ANTI-RATTLE	7562
SPRING-BRAKE MASTER CYLINDER COMPENSATING PORT	2164	SPRING-CLUTCH RELEASE LEVER RETRACTING	7523
SPRING-BRAKE MASTER CYLINDER OUTLET VALVE	2183	SPRING-CROSS LINK	3327
SPRING-BRAKE PEDAL ANTI-RATTLE	2A053	SPRING-DISTRIBUTOR DIAPHRAGM	12192
SPRING-BRAKE PEDAL RETRACTING	2472	SPRING-DISTRIBUTOR SHAFT	12213
SPRING-BRAKE SHOE HOLD DOWN	2068	SPRING-DISTRIBUTOR WEIGHT	12191-2
SPRING-BRAKE SHOE RETRACTING	2035-6	SPRING-DRIVESHAFT CENTERING SOCKET RACE BALL	4A073
SPRING-CAMSHAFT THRUST	6297	SPRING-ENGINE REAR SUPPORT LEAF	6B056
SPRING-CARBURETOR ACCELERATOR PUMP DIAPHRAGM RETURN	9936	SPRING-EXHAUST CONTROL VALVE	9449
SPRING-CARBURETOR ACCELERATOR PUMP LEVER ADJUSTING SCREW	9571	SPRING-EXHAUST CONTROL VALVE	9467
SPRING-CARBURETOR ACCELERATOR PUMP OVERTRAVEL	9A538	SPRING-FRONT	5310
SPRING-CARBURETOR ACCELERATOR PUMP PISTON OPERATING LEVER	9B564	SPRING-FRONT SUSPENSION LOWER ARM STRUT MOUNTING	3A482
SPRING-CARBURETOR ACCELERATOR PUMP PISTON RETURN	9B545	SPRING-FUEL PUMP DIAPHRAGM	9396
SPRING-CARBURETOR AIR CLEANER AIR DUCT INTAKE VALVE PLATE	9B684	SPRING-FUEL PUMP ROCKER ARM	9380
SPRING-CARBURETOR BY-PASS IDLE AIR ADJUSTMENT	9578	SPRING-FUSE HOLDER	14434
SPRING-CARBURETOR CHOKE LEVER	9C513	SPRING-GENERATOR BRUSH	10057
SPRING-CARBURETOR DASHPOT PLUNGER RETURN	9589	SPRING-HEADLAMP RING	13031
SPRING-CARBURETOR FAST IDLE CAM	9B569	SPRING-HORN BLOWING RING	13A807
SPRING-CARBURETOR FAST IDLE CAM LEVER ADJUSTING SCREW	9578	SPRING-IGNITION SWITCH RETAINING	11581
SPRING-CARBURETOR FLOAT	9A519	SPRING-INSTRUMENT CLUSTER HOOD RETAINING	10A878
SPRING-CARBURETOR FLOAT DAMPNER	9F570-1	SPRING-LIGHTING SWITCH ROTOR	11A646
SPRING-CARBURETOR IDLE ADJUSTING NEEDLE	9578	SPRING-OIL PUMP RELIEF VALVE	6670
SPRING-CARBURETOR IDLE SPEED-UP CONTROL ACTUATING	9C531	SPRING-OIL TEMPERATURE WARNING INDICATOR	10A848
SPRING-CARBURETOR METERING ROD	9587	SPRING-OUTSIDE REAR VIEW MIRROR CONTROL ARM RETAINING	14831
SPRING-CARBURETOR PUMP CHAMBER VENT OPERATING ROD	9560	SPRING-PARKING BRAKE CABLE POSITIONING	2745
SPRING-CARBURETOR PUSH ROD PLUNGER	9935	SPRING-PARKING BRAKE EQUALIZER LEVER RETRACTING	2A651
SPRING-CARBURETOR SECONDARY THROTTLE DIAPHRAGM RETURN	9B504	SPRING-PARKING BRAKE RELEASE	2634
SPRING-CARBURETOR SECONDARY THROTTLE OVERRIDE	9B561	SPRING-PARKING BRAKE RELEASE CONTROL	2A660
SPRING-CARBURETOR SECONDARY VACUUM CONTROL VALVE	9578	SPRING-PARKING BRAKE RETRACTING	2456
SPRING-CARBURETOR THERMOSTATIC CHOKE	9A590	SPRING-PARKING BRAKE STRUT TO SHOE	2A601
SPRING-CARBURETOR THROTTLE RETURN	9A538	SPRING-POWER STEERING CONTROL VALVE	3A594
SPRING-CARBURETOR THROTTLE STOP SCREW	9578	SPRING-POWER STEERING CONTROL VALVE REACTION	3756
SPRING-CARBURETOR THROTTLE STOP SCREW HOLD DOWN	7B252	SPRING-POWER STEERING CONTROL VALVE SPOOL CENTERING	3704
	9B548	SPRING-POWER STEERING HOSE	3C697
		SPRING-POWER STEERING OIL RESERVOIR FILTER ELEMENT RETAINING	3B688
		SPRING-POWER STEERING PUMP FLOW CONTROL VALVE	3A570
		SPRING-POWER STEERING PUMP RELIEF VALVE	3B608
		SPRING-RATCHET BAR LOCKING	2788
		SPRING-REACTION LIMITING LINKAGE POWER STEERING	3C563
		SPRING-REAR	5560
		SPRING-REAR AXLE DIFFERENTIAL CLUTCH	4214

**100% SATISFACTION GUARANTEED**

**BUY IT NOW!**

**Click Here To Order**

PayPal American Express Discover MasterCard VISA

# Alphabetical Index—Continued

Part Name	Group Number	Part Name	Group Number
SPRING REAR SHACKLE & FRONT BOLT KIT	5630	SPRING-TRANSMISSION OVERRUNNING CLUTCH	7D170
SPRING-SEAT REGULATOR CONTROL KNOB	13703	SPRING-TRANSMISSION PARKING PAWL TOGGLE RETURN	7314
SPRING-SPEED CONTROL REGULATOR ARM TENSION	9B702		
SPRING-STARTER BRUSH	11059	SPRING-TRANSMISSION PARKING PAWL TORSION	7A180
		SPRING-TRANSMISSION PUMP CHECK VALVE	7A205
SPRING-STARTER CONTACT	11116	SPRING-TRANSMISSION REAR CLUTCH PISTON	7A480
SPRING-STARTER PLUNGER RETURN	11103	SPRING-TRANSMISSION REAR OIL PUMP SLIPPER	7A499
SPRING-STEERING COLUMN BALANCE	3A505	SPRING-TRANSMISSION REAR SERVO ACCUMULATOR	7369
SPRING-STEERING COLUMN INSTRUMENT PANEL OPENING COVER	3D514		
		SPRING-TRANSMISSION REAR SERVO PISTON	7415
SPRING-STEERING COLUMN LOCKING LEVER	3B664	SPRING-TRANSMISSION SHIFT LEVER BUTTON RETURN	7C491
SPRING-STEERING COLUMN OPENING COVER RETURN	3D503	SPRING-TRANSMISSION SHIFT LEVER PARK POSITION LOCK	7C490
SPRING-STEERING COLUMN TO TRACK LOWER BRACKET	3C730		
SPRING-STEERING COLUMN UPPER BEARING	3520	SPRING-TRANSMISSION SHIFTER INTERLOCK	7234
SPRING-TRANSMISSION CLUTCH PISTON DISTRIBUTOR	7A272		
		SPRING-TRANSMISSION SHIFT LEVER TRUNNION	7208
SPRING-TRANSMISSION COMPENSATOR SPRING ADJUSTING	7D255	SPRING-TRANSMISSION SYNCHRONIZER RETAINING	7109
SPRING-TRANSMISSION COMPENSATOR VALVE	7A496	SPRING-TRANSMISSION THROTTLE CONTROL LEVER-INNER	7B423
SPRING-TRANSMISSION CONTROL BELLCRANK	7245	SPRING-TRANSMISSION THROTTLE MODULATOR VALVE	7A286
SPRING-TRANSMISSION CONTROL FIRST & SECOND SHIFT VALVE	7A288		
		SPRING-TURN SIGNAL CONTROL ARM TENSION	13346
SPRING-TRANSMISSION CONTROL ROD ANTI-RATTLE	7C331	SPRING-TURN SIGNAL SWITCH PAWL	13316
SPRING-TRANSMISSION CONTROL SELECTOR LEVER	7B071	SPRING-TURN SIGNAL SWITCH PLATE RETAINER	13343
SPRING-TRANSMISSION CONTROL SELECTOR STOP	7293	SPRING-VACUUM PUMP DIAPHRAGM	9315
SPRING-TRANSMISSION CONTROL SELECTOR TUBE RETRACTING	7227	SPRING-VALVE	6513
SPRING-TRANSMISSION FRONT BAND SERVO PISTON RETRACTING	7A003	SPRING-VALVE ROCKER ARM ECCENTRIC	6A501
SPRING-TRANSMISSION FRONT CLUTCH PISTON DISC	7B070	SPRING-VALVE ROCKER ARM ECCENTRIC SEPARATING	6A530
SPRING-TRANSMISSION FRONT OIL PUMP BALL CHECK VALVE	7B24	SPRING-VALVE ROCKER ARM LOCATING	6587
		SPRING-WHEEL BRAKE CYLINDER PISTON RETURN	2204-5
SPRING-TRANSMISSION FRONT OIL PUMP BALL PRESSURE	7A006	SPRING-WINDOW REGULATOR LEVER-REAR DOORS	14A134-5
SPRING-TRANSMISSION GEARSHIFT ANTI-VIBRATOR	7A498		
SPRING-TRANSMISSION KICK DOWN CONTROL LEVER	7B146	SPROCKET-CAMSHAFT TIMING CHAIN	6256
		SPROCKET-CRANKSHAFT	6306
SPRING-TRANSMISSION KICK DOWN CONTROL LEVER	7B192	STARTER	11002
SPRING-TRANSMISSION LOW OIL PRESSURE REGULATOR VALVE	7D160	STARTER BRUSH KIT	11057
SPRING-TRANSMISSION LOW OIL PRESSURE REGULATOR VALVE	7465	STARTER MOTOR CONTACT POINTS KIT	11134
SPRING-TRANSMISSION MAIN OIL PRESSURE REGULATOR VALVE	7A270		
SPRING-TRANSMISSION MANUAL CONTROL EQUALIZER SHAFT	7B204	STATOR & COIL ASSEMBLY-ALTERNATOR	10336
SPRING-TRANSMISSION MANUAL VALVE DETENT LEVER	7A261	STATOR & TERMINAL-ALTERNATOR	10A347
		STATOR, RECTIFIER & REAR HOUSING-ALTERNATOR	10A388
SPRING-TRANSMISSION MAIN VALVE DETENT LEVER	7A145	STEERING IDLER ARM KIT	3352
		STEERING SECTOR ADJUSTER SHIM KIT	3A657
SPRING-TRANSMISSION MAIN VALVE DETENT LEVER	7685		
		STEM-BRAKE MASTER CYLINDER COMPENSATING PORT VALVE	2354
		STICK-POWER STEERING RESERVOIR OIL LEVEL DIP	3A586
		STOP-ALTERNATOR ROTOR	10A360
		STOP-BRAKE BOOSTER CONTROL VALVE PISTON	2B132
		STOP-CARBURETOR THROTTLE CONTROL WIRE	9A713
		STOP-DISTRIBUTOR VACUUM ADVANCE	12202
		STOP-POWER STEERING CONTROL VALVE SPOOL TRAVEL REGULATOR	3C560
		STOP-SPARE WHEEL	1439
		STOP-STEERING ARM	3A706-7

**100% SATISFACTION GUARANTEED**

**BUY IT NOW!**

**Click Here To Order**

PayPal American Express Discover MasterCard VISA

# Alphabetical Index—Continued

Part Name	Group Number	Part Name	Group Number
STOP-TRANSMISSION COMPENSATOR VALVE SPRING-OUTER	7A101	SUPPORT-TRANSMISSION GEARSHIFT LEVER	7416
STOP-TRANSMISSION FRONT BAND ADJUSTING	7380	SUPPORT-TRANSMISSION PARKING LEVER	70166
STOP-TRANSMISSION REAR BAND ADJUSTING	7A178	SUPPORT-TRANSMISSION PLANETARY	7A130
STOP-TRANSMISSION THROTTLE VALVE	78429	SUPPORT-UPPER RADIATOR GRILLE-CENTER	8A218
STRAINER AND/OR SCREEN-FUEL PUMP FILTER BOWL	9365	SUPPORT-VALVE ROCKER ARM SHAFT	6531
STRAP-ENGINE REAR SUPPORT-REBOUND	68066	SUPPRESSOR-IGNITION COIL TO DISTRIBUTOR	12298
STRAP-FUEL TANK SUPPORT	9092	SWITCH & BRACKET-PARKING BRAKE SIGNAL	15A851
STRAP-HORN BLOWING RING GROUND	12649	SWITCH & BRACKET-TAILGATE WINDOW LIMIT	14A011
STRAP-IGNITION COIL	12043-4	SWITCH & BRACKET-WINDOW REGULATOR-TAILGATE	14278
STRAP-RADIATOR SUPPLY TANK	8A083	SWITCH & MOUNTING PLATE-TURN SIGNAL CONTROL	13341
STRUT-FRAME TO RADIATOR SUPPORT	8A012-3	SWITCH & PLATE ASSEMBLY-FRONT DOOR LOCK	14028
STRUT-FRONT SUSPENSION LOWER ARM	3468	VACUUM CONTROL	
STRUT-PARKING BRAKE	2A642	SWITCH & PLATE-COURTESY LAMP	13A790-1
STRUT-TRANSMISSION FRONT BAND	7A157-8	SWITCH & PLATE-WINDOW TRAVEL LIMIT-REAR DOORS	14A133
STRUT-TRANSMISSION REAR BAND ACTUATING	7A172	SWITCH & WIRE-GLOVE COMPARTMENT LAMP	14413
STRUT-TRANSMISSION REAR BAND ANCHOR	7A175	SWITCH & WIRE-WINDOW ACTUATOR STRIKER-REAR DOORS	14A155
STUD-A/COND. COMPRESSOR MOUNTING	2A893	SWITCH & WIRE-WINDOW ACTUATOR-REAR DOORS	14A157
STUD & HEAD-REAR SPRING FRONT HANGER	5904	SWITCH & WIRE-WINDOW RETURN CUT-OFF-REAR DOORS	14A132
STUD & WASHER-REAR SPRING FRONT HANGER	5780	SWITCH & WIRING-LUGGAGE COMPARTMENT DOOR CLOSED LIMIT	13A729
STUD-GENERATOR MOUNTING BRACKET	10282	SWITCH & WIRING-LUGGAGE COMPARTMENT DOOR OPEN LIMIT	13A727
STUD-SPRING LOADED CROSS LINK	3311	SWITCH & WIRING-WINDOW REGULATOR	14632-3
STUD-STABILIZER LINK	5495	SWITCH ASSEMBLY-MAP LAMP	13764
STUD-TRANSMISSION LOW & REVERSE GEARSHIFT INTERLOCK	7C174	SWITCH ASSEMBLY-SPEED CONTROL-RELEASE	9A837
STUD-TRANSMISSION MANUAL CONTROL EQUALIZER SHAFT-BALL	7B188	SWITCH-BACK-UP LAMP	15520
STUD-TRANSMISSION SHIFT BELLCRANK TO CONVERTER HOUSING	7A026	SWITCH-CONVERTIBLE TOP ERECT LIMIT	15822
SUPPORT-A/COND. COMPRESSOR	2978	SWITCH-DOOR LOCKS	14028
SUPPORT-A/COND. COMPRESSOR MOUNTING BRACKET	2932	SWITCH-DOOR OPEN WARNING LAMP	14018
SUPPORT-A/COND. COMPRESSOR MOUNTING BRACKET	2903	SWITCH-HEADLAMP DIMMER	13A024
SUPPORT ASSEMBLY-BATTERY TRAY	10762	SWITCH-IGNITION	11572
SUPPORT BRACKET & INSULATOR-MUFFLER OUTLET PIPE	5273	SWITCH-INTERIOR LAMPS	13713
SUPPORT-CARBURETOR BOOSTER VENTURI	9A523	SWITCH-LIGHTING	11654
SUPPORT-ENGINE REAR	6A023	SWITCH-LUGGAGE COMPARTMENT DOOR OPEN LIMIT	14766
SUPPORT-FRAME ENGINE REAR	5059	SWITCH-OIL PRESSURE SENDER	9278
SUPPORT-FRONT SUSPENSION BUMPER BRACKET	3B170-1	SWITCH-OIL TEMPERATURE WARNING	10B921
SUPPORT-HEATER CORE	15977	SWITCH-SEAT REGULATOR CONTROL	14A701
SUPPORT-PARKING BRAKE CABLE FRONT	2A617	SWITCH-SEAT REGULATOR CONTROL-FRONT	14A724
SUPPORT-PARKING BRAKE CONTROL	2A707	SWITCH-SEAT TILT CONTROL-6-WAY SEAT	14B696-7
SUPPORT-POWER STEERING OIL RESERVOIR FILTER ELEMENT	3C677	SWITCH-STOPLIGHT	13480
SUPPORT-POWER STEERING PUMP	3C511	SWITCH-TOP CONTROL & RETRACTABLE BACK WINDOW CONTROL	15668
SUPPORT-RADIATOR GRILLE	8182-3	SWITCH-TOP CONTROL & TOP LOCK-LIMIT	19678
	8406	SWITCH-TOP CONTROL ERECT LIMIT	15A672
	14550	SWITCH-TOP CONTROL FRONT LOCK LIMIT	15715
	7A108	SWITCH-TOP RETRACT & UPPER BACK FINISH PANEL	15A678
		RETRACT & ERECT	



**BUY IT NOW!**

**Click Here To Order** 







## Alphabetical Index—Continued

Part Name	Group Number	Part Name	Group Number
SWITCH-TRANSMISSION CONTROL SELECTOR NEUTRAL	7A247	TUBE-BRAKE	2263-4
SWITCH-TRANSMISSION OVERDRIVE ACCELERATOR KICKDOWN	7A652	TUBE-BRAKE & FUEL LINE	2269
SWITCH-UPPER BACK PANEL LIMIT	15A674	TUBE-BRAKE BOOSTER INLET	2352
SWITCH-WINDOW MASTER CONTROL	14540	TUBE-BRAKE MASTER CYLINDER TO CONNECTOR	2A040
SWITCH-WINDOW REGULATOR CONTROL-SINGLE	14717	TUBE-BRAKE MASTER CYLINDER TO CONNECTOR	2264
SWITCH-WINDOW REGULATOR MOTOR CURRENT LIMITER	14A178	TUBE-CARBURETOR BALANCE	9A501
RELAY BY-PASS-REAR DOORS		TUBE-CARBURETOR FLOAT BOWL CONNECTING	9534
SWIVEL-SPEED CONTROL	9A815	TUBE-CARBURETOR FUEL SUPPLY	9D280
SYNCHRONIZER-TRANSMISSION	7124	TUBE-CARBURETOR IDLE	9544
<b>T</b>		TUBE-CARBURETOR SECONDARY THROTTLE BALANCE	9A501
TAB-EXHAUST MANIFOLD MOUNTING BOLT LOCKING	9A447	TUBE-CARBURETOR SECONDARY THROTTLE CONTROL VACUUM	9997
TANK ASSEMBLY-FUEL VENT EXPANSION	9A091	TUBE-CARBURETOR SPACER TO WATER PUMP	9C524
TANK-FUEL	9002	TUBE-CARBURETOR THERMOSTATIC CHOKE CONTROL- INLET	9820
TANK-RADIATOR SUPPLY	8A080	TUBE-CARBURETOR THERMOSTATIC CHOKE CONTROL- OUTLET	9819
TAPPET-VALVE LIFTER	6500	TUBE-CRANKCASE VENTILATION	6758
TERMINAL-DISTRIBUTOR WIRE	14466	TUBE-DISTRIBUTOR VACUUM	12226
TERMINAL-FLAG EYELET	14464	TUBE-ENGINE TO TRANSMISSION-VACUUM	7B094-5
TERMINAL-FUSE HOLDER	14A034	TUBE-FUEL FILTER TO CARBURETOR	9A274
TERMINAL-GENERATOR SCREW	10211	TUBE-FUEL FILTER TO FUEL PUMP	9B273
TERMINAL-STARTER FIELD	11102	TUBE-FUEL FRONT	9A318
TERMINAL-WINDOW REGULATOR SWITCH	14733	TUBE-FUEL PUMP TO CARBURETOR	9369
TERMINAL-WIRE	14474	TUBE-FUEL-REAR	9282
THERMOSTAT-CARBURETOR AIR CLEANER AIR DUCT	9B650	TUBE-FUEL RETURN TO TANK	9A337
THERMOSTAT-WATER	8575	TUBE-FUEL TANK TO PUMP	9282
THREE 2V INDUCTION HIGH PERFORMANCE KIT	6B068	TUBE-FUEL TANK TO PUMP	9A323
TORSION BAR POWER STEERING GEAR SEAL & GASKET KIT	3C538	TUBE-FUEL TANK TO PUMP-FRONT	9248
TRACK & GUIDE-STEERING COLUMN	3C571	TUBE-FUEL TANK TO PUMP-FRONT	9291
TRACK-STEERING COLUMN INSTRUMENT PANEL OPENING COVER	3C776	TUBE-FUEL TANK TO PUMP-REAR	9A084
TRANSMISSION GASKET & SEAL KIT	7153	TUBE-FUEL TANK VENT	9049
TRANSMISSION OIL PRESSURE REGULATOR VALVE SPRING & RETAINER KIT	7B025	TUBE-FUEL TANK VENT	9101
TRANSMISSION REGULATOR & COMPENSATOR VALVE SPRING KIT	7B023	TUBE-FUEL VAPOR SEPARATOR TO FUEL TANK-FRONT	9C288
TRANSMISSION REVERSE ENGAGEMENT KIT	7D239	TUBE-FUEL VAPOR SEPARATOR TO FUEL TANK-REAR	9C289
TRANSMISSION SMALL PARTS REPAIR KIT	7B331	TUBE-INTAKE MANIFOLD TO CHECK VALVE	2569
TRAY ASSEMBLY-BATTERY	10732	TUBE-OIL LEVEL INDICATOR	6754
TRIM-STEERING COLUMN OPENING COVER	3C507	TUBE-POWER STEERING PRESSURE TO PUMP	3836
TRUNNION-CARBURETOR THROTTLE LEVER	9C760	TUBE-POWER STEERING PUMP INLET	3A580
TRUNNION-PARKING BRAKE EQUALIZER	2A690	TUBE-POWER STEERING RETURN LINE	3807
TRUNNION-TRANSMISSION GEARSHIFT LEVER	7B125	TUBE-POWER STEERING RETURN LINE HOSE TO CONTROL VALVE	3A575
TRUNNION-TRANSMISSION GEARSHIFT LEVER	7B125	TUBE-STEERING COLUMN	3514
TRUNNION-TRANSMISSION GEARSHIFT LEVER	9A690	TUBE-TRANSMISSION BREATHER	7A246
TRUNNION-TRANSMISSION GEARSHIFT LEVER	9A690	TUBE-TRANSMISSION CLUTCH & GOVERNOR OIL-FRONT	7A173
TRUNNION-TRANSMISSION GEARSHIFT LEVER	9B758	TUBE-TRANSMISSION CLUTCH & GOVERNOR OIL- INTERMEDIATE	7A170
TRUNNION-TRANSMISSION GEARSHIFT LEVER		TUBE-TRANSMISSION CLUTCH & GOVERNOR OIL-REAR	7A174



# Alphabetical Index—Continued

Part Name	Group Number	Part Name	Group Number
TUBE-TRANSMISSION COMPENSATOR PRESSURE OIL	7A206	VALVE-BRAKE BOOSTER BODY PISTON	2395
TUBE-TRANSMISSION FRONT BAND OIL PRESSURE APPLY	7A211	VALVE-BRAKE BOOSTER CHECK	2A185
TUBE-TRANSMISSION FRONT BAND OIL PRESSURE RELEASE	7A212	VALVE-BRAKE BOOSTER CHECK	2365
TUBE-TRANSMISSION FRONT SERVO OIL	7379	VALVE-BRAKE BOOSTER CONTROL	2A238
TUBE-TRANSMISSION LINE PRESSURE LINKAGE ADJUSTMENT	7A454	VALVE-BRAKE MASTER CYLINDER OUTLET CHECK	2178
TUBE-TRANSMISSION LUBRICATING OIL	7A208	VALVE-CARBURETOR FLOAT BOWL VENT	9557
TUBE-TRANSMISSION MAIN PRESSURE OIL	7469	VALVE-CARBURETOR FLOAT BOWL VENT	9D583
TUBE-TRANSMISSION OIL CONTROL BODY TO CASE	7A209	VALVE-CARBURETOR PUMP CHECK	9A541
TUBE-TRANSMISSION OIL COOLER BY-PASS	7A254	VALVE-CARBURETOR SPARK CONTROL	9B572
TUBE-TRANSMISSION OIL COOLER DISCHARGE TO SUMP	7884	VALVE-CRANKCASE VENTILATION REGULATOR	6A666
TUBE-TRANSMISSION OIL COOLER-INLET AND/OR OUTLET	7A030-1	VALVE-EXHAUST	6505
TUBE-TRANSMISSION OIL FILLER	7A228	VALVE-EXHAUST CONTROL	9A427
TUBE-TRANSMISSION REAR BAND OIL	7A210	VALVE-FUEL AND/OR VACUUM PUMP	9352
TUBE-TRANSMISSION REAR PUMP OIL INLET	7A160	VALVE-INTAKE	6507
TUBE-TRANSMISSION REAR PUMP OIL OUTLET	7A204	VALVE-POWER STEERING CONTROL VALVE RETURN PORT RELIEF	3710
TUBE-TRANSMISSION REAR SERVO PISTON GUIDE	7408	VALVE-POWER STEERING GEAR HYDRAULIC CONTROL	3A730
TUBE-TRANSMISSION SHIFT	7212	VALVE-POWER STEERING PUMP	3A561
TUBE-VACUUM PUMP TO BLOCK	6634	VALVE ROCKER ARM COVER KIT	6A547
TUBE-VACUUM PUMP TO INTAKE MANIFOLD	9413	VALVE-STEERING COLUMN RELEASE	3D536
TUBE-VALVE PUSH ROD COVER VENTILATION-UPPER	6499	VALVE-TOP CONTROL SOLENOID	15A682
TUBE-VALVE ROCKER ARM SHAFT OIL-INLET	6580	VALVE-TRANSMISSION CONTROL OIL PRESSURE	7A271
TUBE-VALVE ROCKER ARM SHAFT OIL-OUTLET	6588	VALVE-TRANSMISSION FRONT PUMP CHECK	7A202
TUBE-WATER BY-PASS	8555	VALVE-TRANSMISSION LUBE CONNECTOR	7D174
TUBING-PARKING BRAKE CABLE GUIDE	2A685	VALVE-TRANSMISSION MAIN OIL PRESSURE REGULATOR	7A135
TWO 4V INDUCTION HIGH PERFORMANCE KIT	6B068	VALVE-TRANSMISSION MANUAL CONTROL	7C414
		VALVE-TRANSMISSION REAR PUMP CHECK	7A127
		VALVE-TRANSMISSION REAR SERVO CHECK	7658
		VALVE-VACUUM PUMP CHECK	9328
		VANE-POWER STEERING PUMP	3695
		VENT-REAR AXLE HOUSING	4022
		VENT-TRANSMISSION CASE	7034
		VENTURI-POWER STEERING OIL RESERVOIR PUMP	3760
		<b>W</b>	
		WASHER-BRAKE BOOSTER PUSH ROD SEAL	2385
		WASHER-BRAKE MASTER CYLINDER PLUNGER SEAL BACK	2161
		WASHER-CAMSHAFT SPROCKET	6278
		WASHER-CARBURETOR CHOKE ROD SEAL	9C771
		WASHER-CARBURETOR PUMP SPRING	9B551
		WASHER-CRANKSHAFT DAMPER	6378
		WASHER-DIFFERENTIAL PINION THRUST	4230
		WASHER-DIFFERENTIAL SIDE GEAR THRUST	4228
		WASHER-DISTRIBUTOR SHAFT THRUST	12179
		WASHER-FRONT SUSPENSION LOWER ARM EXTENSION	3434
		INSULATOR OUTER	
		WASHER-FRONT SUSPENSION LOWER ARM FRONT SHAFT	3B147

## U

U BOLT-MUFFLER & RESONATOR, INLET, OUTLET & CROSSOVER PIPE	5A239
U BOLT-REAR SPRING	5705
U BOLT-UNIVERSAL JOINT	4529
UNIVERSAL CLAMP-RADIATOR HOSE	8287
UNIVERSAL JOINT KIT	4635

## V

VALVE AND/OR NEEDLE-CARBURETOR ACCELERATOR PUMP DISCHARGE	9A516
VALVE AND/OR WEIGHT-CARBURETOR ACCELERATOR PUMP DISCHARGE	9B511
VALVE & SEAT-CARBURETOR FUEL INLET	9564
VALVE-TRANSMISSION CONTROL	9C530
	9A405
	9B756



BUY IT NOW!

Click Here To Order



## Alphabetical Index—Continued

Part Name	Group Number	Part Name	Group Number
WASHER-FRONT SUSPENSION UPPER ARM BUSHING	3042	WIRE & SOCKET-ASH RECEPTACLE LAMP	13A726
WASHER-FRONT WHEEL OUTER BEARING RETAINER	1195	WIRE ASSEMBLY-GENERATOR REGULATOR JUMPER	10A538
WASHER-FUEL PUMP ROCKER ARM PIN	9418		
WASHER-POWER STEERING CONTROL VALVE CENTERING SPRING	3799	WIRE-CARGO LAMP GROUND	13A700
		WIRE-CIGAR LIGHTER GROUND	14343
WASHER-POWER STEERING IDLER ARM	3A758	WIRE-CONVERTIBLE TOP LATCH MOTOR GROUND	14720
WASHER-POWER STEERING PISTON ROD INSULATOR-OUTER	3643	WIRE-CONVERTIBLE TOP LATCH MOTOR GROUND JUMPER	14722
WASHER-REAR AXLE DIFFERENTIAL DRIVE PINION GEAR THRUST	4637	WIRE-COURTESY LAMP SOCKET	14389
WASHER-STARTER ARMATURE THRUST	11036	WIRE-DISTRIBUTOR BREAKER GROUND	12264
WASHER-STARTER FIELD TERMINAL	11093	WIRE-DISTRIBUTOR TERMINAL-PRIMARY	12216
WASHER-STARTER FIELD TERMINAL INSULATING	11094	WIRE-DISTRIBUTOR TO SPARK PLUG	12286
WASHER-STARTER FIELD TERMINAL SCREW	11095	WIRE-FUEL TANK SENDER	14406
WASHER-STEERING COLUMN SOCKET THRUST	3C708	WIRE-INTERIOR LAMP SOCKET	13796
WASHER-STEERING SHAFT COUPLING BOLT	3C660	WIRE-OIL PRESSURE GAUGE CONNECTOR	14322
WASHER-TRANSMISSION CLUTCH CYLINDER THRUST	7A533	WIRE-REAR LICENSE LAMP SOCKET	13A428
WASHER-TRANSMISSION COUNTERSHAFT GEAR THRUST	7119	WIRE-SEAT CONTROL CIRCUIT BREAKER TO SWITCH	14B706
WASHER-TRANSMISSION FIRST SPEED GEAR THRUST	7071	WIRE-STEERING SHAFT GROUND	3B710
WASHER-TRANSMISSION FRONT CLUTCH HUB THRUST	7577	WIRE-TERMINAL	14294
WASHER-TRANSMISSION FRONT CLUTCH SUN GEAR THRUST-REAR	7C096	WIRE TERMINAL KIT	14294
WASHER-TRANSMISSION FRONT CLUTCH SUN GEAR THRUST-FRONT	7545	WIRE-WINDOW REGULATOR SAFETY RELAY FIELD	14A287
WASHER-TRANSMISSION FRONT PUMP SUPPORT THRUST	7D014	WIRING ASSEMBLY-CARBURETOR IDLE SPEED-UP SOLENOID-EXTENSION	9D555
		WIRING ASSEMBLY-GLOVE COMPARTMENT LAMP FEED	13A721
WASHER-TRANSMISSION INPUT SHAFT THRUST	7019	WIRING ASSEMBLY-PARKING BRAKE WARNING LAMP	15A850
WASHER-TRANSMISSION INPUT SHELL THRUST	7D066	WIRING ASSEMBLY-SPEED CONTROL	9A839-40
WASHER-TRANSMISSION OUTPUT SHAFT THRUST	7B368	WIRING-A/COND. COMPRESSOR CLUTCH TO DASH PANEL	2951
WASHER-TRANSMISSION PLANET GEAR BEARING	7D333	WIRING-ASH RECEPTACLE LAMP FEED	14A012
WASHER-TRANSMISSION PLANET GEAR THRUST	7A242	WIRING-BACK WINDOW REGULATOR-FEED	14683
WASHER-TRANSMISSION REAR CLUTCH SUN GEAR COUNTERTHRUST	7524	WIRING-BACK-UP LAMP SWITCH TO BACK-UP LAMP	15506
WASHER-TRANSMISSION REAR CLUTCH SUN GEAR THRUST	7A166	WIRING-BACK-UP LAMP SWITCH TO REAR LAMP FEED	15525
WASHER-TRANSMISSION REAR DRUM TO CASE THRUST	7D072	WIRING-BODY MAIN	14A005
WASHER-TRANSMISSION REVERSE IDLER GEAR THRUST	7149	WIRING-CARGO LAMP	13A710
		WIRING-CHARGE INDICATOR	10A665
WASHER-UPPER ARM REAR BUSHING	3A276		
WASHER-VALVE ROCKER ARM SHAFT	6590	WIRING-CHARGE INDICATOR	10958
WASHER-VALVE ROCKER ARM SHAFT SPRING	6598	WIRING-CIGAR LIGHTER FEED-REAR DOOR OR QUARTER	15A041
WASHER-WINDSHIELD WIPER PIVOT SHAFT TO COWL TOP	14813	WIRING-CIRCUIT BREAKER IN POWER BOX TO JUNCTION BLOCK	15A666
WATER PUMP REPAIR KIT	8591	WIRING-CIRCUIT BREAKER TO LUGGAGE COMPARTMENT LOCK SWITCH	14A008
WEBBING-EXHAUST BRACKET-REPAIR	8124	WIRING-CONVERTIBLE TOP LATCH LIMIT SWITCH	14719
WEDGE-REAR AXLE-ADJUSTING	5A313	WIRING-CONVERTIBLE TOP LATCH MOTOR FEED	15A665
WEDGE-TRANSMISSION LOW & REVERSE GEARSHIFT INTERLOCK	7C175	WIRING-CONVERTIBLE TOP LATCH MOTOR FEED JUMPER	14721
WIRE-DISTRIBUTOR	12188	WIRING-COURTESY LAMP SWITCH-EXTENSION	13A724
		WIRING-DASH PANEL TO ENGINE	14398
		WIRING-DASH PANEL TO ENGINE GAUGE FEED	14289
		WIRING-DASH PANEL TO HEAD LAMP JUNCTION	14290
	1007	WIRING-DOOR LOCK WARNING LAMP	10A911
	3600	WIRING-ELECTRIC BACK WINDOW REGULATOR	14687
	14296	WIRING-ELECTRIC SEAT REGULATOR-RELAY FEED	14A698

**100% SATISFACTION GUARANTEED**

**BUY IT NOW!**

**Click Here To Order**



## Alphabetical Index—Continued

Part Name	Group Number	Part Name	Group Number
WIRING-ELECTRIC SEAT REGULATOR SWITCH TO RELAY	14A697	WIRING-WINDOW REGULATOR SAFETY RELAY TO	14084
WIRING-ELECTRIC WINDOW REGULATOR-FRONT DOORS	14630-1	IGNITION SWITCH	
WIRING-ELECTRIC WINDOW REGULATOR MOTOR JUMPER	14663		
WIRING-ELECTRIC WINDOW REGULATOR-REAR DOORS	14632-3	WIRING-WINDOW REGULATOR SAFETY RELAY TO CIRCUIT	14678
WIRING-ELECTRIC WINDOW REGULATOR-REAR QUARTER	14644	BREAKER	
		WIRING-WINDOW REGULATOR SAFETY RELAY TO WINDOW	14A200
WIRING-FRONT DOOR COURTESY LAMP FEED	13A769	REGULATOR SWITCH	
WIRING-FRONT DOOR ELECTRIC LOCK	14024-5	WIRING-WINDOW REGULATOR SAFETY RELAY TO WINDOW	14678
WIRING-FUSE JUNCTION PANEL	14A080	REGULATOR SWITCH	
WIRING-GENERATOR REGULATOR EXTENSION	14A223		
WIRING-GENERATOR TO GENERATOR REGULATOR	14305	WIRING-WINDOW REGULATOR SWITCH-FEED	14A027
		WRAP-CARBURETOR AIR CLEANER ELEMENT	9B630
WIRING-HEADLAMP DIMMER SWITCH TO AMPLIFIER	13A090	WRENCH-SPARE WHEEL LOCK BOLT	1A379
WIRING-HEADLAMP LEADS	13076		
WIRING-HORN RELAY TO HORN	13A804	<b>Y</b>	
WIRING-IGNITION SWITCH TO WINDOW REGULATOR	14785		
SAFETY SWITCH		YOKE & PLUG-UNIVERSAL JOINT SLIP	4841
		YOKE-DRIVESHAFT CENTER	4784
WIRING-INSTRUMENT WARNING SIGNAL RELAY	14624	YOKE-DRIVESHAFT CENTERING-SOCKET	4782
WIRING-INTERIOR LAMPS	13A709	YOKE-DRIVESHAFT ROLLER SPLINE-SLIP	4778
WIRING-LOWER INSTRUMENT PANEL FEED	14A312		
WIRING-LUGGAGE COMPARTMENT	14276		
WIRING-LUGGAGE COMPARTMENT LAMP	13549		
WIRING-LUGGAGE COMPARTMENT LOCK SWITCH TO	14794		
SOLENOID			
WIRING-LUGGAGE COMPARTMENT-JUMPER	14A227		
WIRING MAIN-INSTRUMENT PANEL TO DASH	14401		
WIRING-OIL TEMPERATURE INDICATOR	9E295		
WIRING-PARKING LAMP EXTENSION	13A214		
WIRING-REAR DOOR ELECTRIC LOCK	14026-7		
WIRING-REAR DOOR OPEN WARNING LAMP	14A209-10		
WIRING-REAR LAMPS	14405		
WIRING-RELAY FEED	14A303		
WIRING-SEAT REGULATOR SWITCH TO RELAY EXTENSION	14B705		
WIRING-STARTER CIRCUIT JUMPER	12638		
WIRING-STARTER RELAY TO CIRCUIT BREAKER	11388		
WIRING-STARTER RELAY TO GENERATOR REGULATOR	14411		
WIRING-TOP CONTROL	15A659		
WIRING-TOP CONTROL CIRCUIT BREAKER TO TOP	15A669		
CONTROL SWITCH			
WIRING-TOP CONTROL FEED JUMPER	15A690		
WIRING-TOP CONTROL RELAY TO CIRCUIT BREAKER	15A668		
WIRING-TOP CONTROL ROOF LOCK	15B667		
WIRING-TOP CONTROL ROOF LOCK LIMIT SWITCH	15B668		
JUMPER			
WIRING-TOP CONTROL ROOF LOCK LIMIT SWITCH	15B662		
WIRING-TOP CONTROL SWITCH	15A657		
WIRING-TRANSISTERIZED IGNITION SYSTEM	12071		
		NEUTRAL	7C078
		D TO RELAY	7A200

**100% SATISFACTION GUARANTEED**

**BUY IT NOW!**

**Click Here To Order**

PayPal American Express Discover MasterCard VISA

## Illustration Index

TITLE	VEHICLE CODE AND PAGE NO.			
	A	B	C	D
<b>A</b>				
Accelerator & Control Linkage				852
Accelerator & Control Linkage - D/R - 292,352,390 C.I.D.	843			
Accelerator & Control Linkage - D/R - 390 C.I.D.	844			
Accelerator & Control Linkage - S/R - 292, 352 C.I.D.	842			
Accelerator & Control Linkage - S/T,O/D, & 2/S - 223 C.I.D.	841			
Accelerator & Control Linkage - S/T & A/T - 260,289 C.I.D.			850	
Accelerator & Control Linkage - S/T - 312 C.I.D.	838			
Accelerator & Control Linkage - 2/S - 292, 352 C.I.D.	840			
Accelerator, Control Linkage & Trans.Control Pressure Tube				851
Accelerator, Control Linkage & Transmission Control Pressure Tube - A/T - 312,383,430 C.I.D.	839			
Accelerator Linkage - A/T - 144,170 C.I.D.			848	
Accelerator Linkage - S/T - 144,170 C.I.D.			847	
Accelerator Linkage - S/T - 144,170,200 C.I.D.			849	
Accelerator Linkage - S/T - & A/T - 170,200 C.I.D.		845		
Accelerator Linkage - S/T - & A/T - 221,260 C.I.D.		846		
Accelerator Linkage - S/T - & A/T - 260 C.I.D.			850	
Accelerator Linkage - S/T - 292,352,390,427 C.I.D.	840			
Accelerator Linkage - 2/S - 144,170,200 C.I.D.			849	
Accelerator Linkage, Manifolds & Related Parts - 406-6V C.I.D.	853			
Accelerator Linkage, Manifolds & Related Parts - 427-8V C.I.D.	854			
Cleaner & Related				836

TITLE	VEHICLE CODE AND PAGE NO.			
	A	B	C	D
Air Cleaner & Related Parts - 144,170 C.I.D.		833	833	834
Air Cleaner & Related Parts - 144,170, 200 C.I.D.		835	835	
Air Cleaner & Related Parts - 221,260 C.I.D.		834		
Air Cleaner & Related Parts - 221,260, 289 C.I.D.		835	835	
Air Cleaner & Related Parts - 223 C.I.D.	831			
Air Cleaner & Related Parts - 289-4V - Special Performance, 390-4V - Police Special, 406-4V,427-4V C.I.D.	832		832	
Air Cleaner & Related Parts - 292,352, 390 C.I.D.	830			
Air Cleaner & Related Parts - 312 C.I.D.	830			
Air Cleaner & Related Parts - 390 C.I.D. Except Police Special	831			
Air Cleaner & Related Parts - 406-6V C.I.D.	832			
Air Cleaner & Related Parts - 427-8V C.I.D.	833			
Alternator	966			966
Automatic Headlamp Dimmer				1019
Automatic Transmission Case & Related Parts - D/R	420		421	420
Automatic Transmission Case & Related Parts - S/R & D/R	419			
Automatic Transmission Case & Related Parts - 2/S	422	423	423	
Automatic Transmission Gear Train - D/R	425		427	426
Automatic Transmission Gear Train - S/R	424			
Automatic Transmission Gear Train - 2/S	428	429	429	
Automatic Trans. Oil Cooler Lines & Fittings	441			443
Automatic Trans. Oil Cooler Lines & Fittings - 2/S	442	442	442	



**BUY IT NOW!**

**Click Here To Order**

LXXX



## Illustration Index - Continued

TITLE	VEHICLE CODE AND PAGE NO.				TITLE	VEHICLE CODE AND PAGE NO.			
	A	B	C	D		A	B	C	D
<b>B</b>									
Back Window - Station Wagon - Electrical	1051	1053	1054		Carburetor - Holley-1V - 144,170 C.I.D.		676	676	
Back-up Lamp	1012	1012 1013	1014	1015	Carburetor Less Automatic Choke - Holley-1V 144,223 C.I.D.	665		665	
Back-up Lamp Wiring - Passenger			1013		Carburetor Throttle Control & Related Parts	837			
Back-up Lamps - Except Station Wagon			1014		Carburetor with Automatic Choke - Holley-1V - 144,170 C.I.D.			678	
Battery Carrier	990		990		Cigar Lighter & Lamp - Door Arm Rest				1065
Body & Socket Courtesy Lamp				1068	Clutch, Clutch Pedal & Related Parts	455 456	457	458	
Brake & Clutch Pedal		36			Console Lamp & Wiring				1066
Brake & Clutch Pedal - S/T			35		Convertible Top Electrical Mechanism				1049 1050
Brake Pedal - A/T			35		Convertible Top Robot Locking Mechanism				1057
Brake System	30 31	32	33	34	Courtesy & Warning Lamp - Front Doors	1062			
Brake Wheel Cylinders	20	22	21 22	22	Courtesy, Glove Compartment & Ash Receptacle Lamps	1058			
Brakes	12 13	14 15	15 16	18 19	Courtesy, Glove Compartment & Dome Lamps				1031
Brakes - 6 Cylinder Engines			17		Courtesy Lamp	1057			
<b>C</b>									
Camshaft - 144,170, 200 C.I.D.		305	305		Courtesy Lamp-Arm Rest				1068
Camshaft - 221,260, 289 C.I.D.		305	305		Courtesy Lamp - Front & Rear Door Arm Rest				1066
Camshaft - 223 C.I.D.	302				Courtesy Lamp Group			1063	
Camshaft - 292,312 C.I.D.	303				Courtesy Lamp, Quarter Arm Rest - Model 76	1058			
Camshaft - 352,390 C.I.D.	304				Courtesy Light Door Switches				1067
Camshaft - 383,430 C.I.D.	303				Crankshaft & Flywheel - 144,170,200 C.I.D.		301	301	
Camshaft - 390,406 C.I.D.	304				Crankshaft & Flywheel - 221,260,289 C.I.D.		302	302	
Camshaft - 430 C.I.D.				306	Crankshaft & Flywheel - 223 C.I.D.	299			
Carburetor - Carter-2V	664			664 679 680	Crankshaft & Flywheel - 292,312 C.I.D.	298			
Carburetor - Carter-4V-430 C.I.D.					Crankshaft & Flywheel - 352,390,406 C.I.D.	300			
Carburetor - Ford-1V - 144,170,200 C.I.D.		677	677		Crankshaft & Flywheel - 383,430 C.I.D.	298			
Carburetor - Ford-2V - 221,260,292,352,383 C.I.D.	666	666			Crankshaft & Flywheel - 430 C.I.D.				299
Carburetor - Ford-2V - 221,260,390 C.I.D.	667 668	667 668	667 668		Cylinder Block - 144,170 C.I.D.		291	291	
Carburetor - Ford-2V - 260,390 C.I.D.	669 670		669 670		Cylinder Block - 144,170, 200 C.I.D.		292	292	
Carburetor - Ford-4V - 289,390 C.I.D.	674		674		Cylinder Block - 221,260, 289 C.I.D.		293	293	
Carburetor - Ford-4V - 390 C.I.D.	671 672 673		673						
Carburetor - Holley -	663								



BUY IT NOW!

Click Here To Order



## Illustration Index - Continued

TITLE	VEHICLE CODE AND PAGE NO.			
	A	B	C	D
Cylinder Block - 223 C.I.D.	288			
Cylinder Block - 292, 312 C.I.D.	286			
Cylinder Block - 352, 390 C.I.D.	287			
Cylinder Block - 383, 430 C.I.D.	289			289
Cylinder Block - 390, 406 C.I.D.	290			
Cylinder Block - 430 C.I.D.				294
Cylinder Block, Plugs & Thermostats - 383, 430 C.I.D.	295			
Cylinder Block, Plugs & Thermostats - 430 C.I.D.				296
Cylinder Head & Valves - 430 C.I.D.				308
Cylinder Head, Valves & Exhaust Manifolds - 221, 260, 289 C.I.D.		307 826	307 826	
Cylinder Head, Valves & Exhaust Manifolds - 292, 312, 383, 430 C.I.D.	307 825			

### D

Deck Lid & Upper Back Finish Panel Electrical Mechanism - Model 74A				1033
Distributor - 144, 170, 223 C.I.D.	968	968	968	
Distributor - Conventional System - 8 Cylinder	969		969	969
Distributor - Except 223 C.I.D.	967			967
Distributor - 6 Cylinder			971	
Distributor - Transistorized System - 8 Cylinder	970			970
Dome & Roof Side Lamps - All Models Except 63, 76	1060			
Dome Lamp	1059 1060	1032	1032	1069
Door & Quarter Window Electrical System	1039 1040			
Driveshaft	179	179	179	181 182
Driveshaft & Vibration Dampener				180

### E

Quarter Window & Dash				1042
			327	

TITLE	VEHICLE CODE AND PAGE NO.			
	A	B	C	D
Emission Reduction System - 8 Cylinder Engines			327	
Emission Reduction System - 170, 200 C.I.D. Engines			328	
Emission Reduction System - 390 C.I.D. Engine	325			
Emission Reduction System - 427 C.I.D. Engine	326			
Emission Reduction Systems	321 322	324	324	323 324
Engine - 144, 170 C.I.D.		282 284	282 284	
Engine - 221, 260 C.I.D.			283	
Engine - 221, 260, 289 C.I.D.		285	285	
Engine - 223 C.I.D.	279			
Engine - 292 C.I.D.	280			
Engine - 312 C.I.D.	278			
Engine - 352, 390 C.I.D.	278			
Engine - 390 C.I.D.	281			
Engine - 406 C.I.D.	281			
Engine - 430 C.I.D.	277			277
Engine Compartment Wiring	975 981 982			987 988 989
Engine Compartment Wiring - 8 Cylinder			987	
Engine Compartment Wiring - 144, 170 C.I.D.			980 985 986	
Engine Compartment Wiring - 170 C.I.D.		985		
Engine Compartment Wiring - 170, 221, 260 C.I.D.		984		
Engine Compartment Wiring - 221, 260 C.I.D.		984		
Engine Compartment Wiring - 223 C.I.D.	978			
Engine Compartment Wiring - 292, 352, 390 C.I.D.	979			
Engine Compartment Wiring - 383, 430 C.I.D.	977			
Engine Compartment Wiring To Horn Relay Mounting Panel				1021
Engine Supports				335 336 337
Engine Supports - 312, 383, 430 C.I.D.	328			
Engine Supports - Front - 170, 221, 260 C.I.D.		334		
Engine Supports - Front - 223, 292, 352, 390 C.I.D.	330			
Engine Supports - Front & Rear - 144, 170 C.I.D.			333	
Engine Supports - Front & Rear - 144, 170, 200 C.I.D.			332	



BUY IT NOW!

Click Here To Order



## Illustration Index - Continued

TITLE	VEHICLE CODE AND PAGE NO.				TITLE	VEHICLE CODE AND PAGE NO.			
	A	B	C	D		A	B	C	D
Engine Supports - Front & Rear - 260 C.I.D.			331		Fuel & Oil Indicator - Instrument Panel	810	810	811	812
Engine Supports - Front & Rear - 390,427 C.I.D.	331				Fuel & Vacuum Pump - 144, 170, 223, 292 C.I.D.	815		815	
Engine Supports - Front & Rear - 390, 406, 427 C.I.D.	330				Fuel & Vacuum Pump - 292, 352, 390 C.I.D.	816			
Engine Supports - Rear - 170, 221, 260 C.I.D.		332			Fuel Filter - 170, 221, 260, 292, 352, 390 C.I.D.	824	824		
Engine Supports - Rear - 223, 292, 352, 390 C.I.D.	329				Fuel Filter - 289-4V Special Performance, 390, 427 C.I.D.	824		824	
Engine Wiring - 144, 170, 223 C.I.D.	977		977		Fuel Level Indicator & Related Parts				811
Engine Wiring - 292, 312 C.I.D.	973				Fuel Pump - 144, 170, 221, 260 C.I.D.		818	818	
Engine Wiring - 352, 390 C.I.D.	972				Fuel Pump - 144, 170, 223, 292, 312 C.I.D.	813		813	
Engine Wiring - 383, 430 C.I.D.	972				Fuel Pump - 170 C.I.D.		823		
Engine Wiring - 390 C.I.D.	980				Fuel Pump - 223 C.I.D.	818			
Engine Wiring - 427 C.I.D.	974				Fuel Pump - 292, 352, 390 C.I.D.	817			
	983				Fuel Pump - 406, 427 C.I.D.	822			
Engine Wiring - 430 C.I.D.				976	Fuel Pump & Filter				820
Exhaust System		219	221	224	Fuel Pump & Filter - 144, 170, 200 C.I.D.		823	823	
		220		225	Fuel Pump & Filter - 221-2V, 260, 289 except Special Performance, 292, 352, 390 C.I.D.	819	819	819	
			222	226	Fuel Pump & Filter - 383, 430 C.I.D.				821
Exhaust System - 144, 170, 200 C.I.D. Engines			222		Fuel Pump & Filter - 430 C.I.D.				821
Exhaust System - 260, 289 C.I.D. Engines			223		Fuel System	797	801	803	806
Exhaust System - Convertible	211					798	802	804	807
Exhaust System - Dual	213					800		805	808
	215				Fuel System - 390-4V C.I.D.	799			
	217				Fuel Tank Gauge & Related Parts				809
	218				Fuel Tank Sender	809	809	809	
Exhaust System - except Convertible	210				Fuse Panel & Box				1020
Exhaust System - Single	212								1021
	214				<b>G</b>				
	216				Generator	963	964	964	965
<b>F</b>					Glove Compartment & Ash Receptacle Lamp	1029			
Frame	208				Glove Compartment Lamp				1030
Frame - Convertible	209				<b>H</b>				
Frame - Standard	209				Headlamp & Grille	993			
Front & Rear Door Electric Locking Mechanism				1056	Headlamp & Parking Lamp			995	
Front Door Courtesy Lamp			1062		Headlamps	991	993	994	996
Front Servo				436		992	994	995	997
Front Servo - D/R	434		435	434					
Front Servo - S/R	434								
Front Servo - 2/S	437	437	437						
Front Servo - 2/S & Suspension	83	87	88	91					
			89	92					
			90						



BUY IT NOW!

Click Here To Order



## Illustration Index - Continued

TITLE	VEHICLE CODE AND PAGE NO.				TITLE	VEHICLE CODE AND PAGE NO.			
	A	B	C	D		A	B	C	D
<b>I</b>									
Instrument Cluster	935	938	939	942	Manifolds - 223 C.I.D.	297			
	936		940	945		827			
	937		941	946	Manual Control	439		439	440
Instrument Cluster - Lower				944	Levers - D/R				
Instrument Cluster - Upper				943	Manual Control Levers - S/R & D/R	438			438
Instrument Cluster Wiring	953	956	956	957	Manual Control Levers - 2/S	440	440	440	
	954		957	958	Manual Steering Linkage	99	101		
	955					100			
Instrument Controls	947	951	949	952	Manual Steering Linkage - 6 Cylinder Engines			102	
	948		950		Manual Steering Linkage - 8 Cylinder Engines			103	
			951		Manual Throttle Control - Locking Type	837	837	837	
Instrument Panel Wiring				959	Master Cylinder	23	23	23	
Intake & Exhaust Manifolds & Related Parts - 144, 170, 200 C.I.D.		828	828		<b>N</b>				
Intake & Exhaust Manifolds & Related Parts - 221, 260, 289 C.I.D.		829	829		Non-emission Reduction System - 427 C.I.D.	325			
Intake & Exhaust Manifolds & Related Parts - 390, 427 C.I.D.	828				<b>O</b>				
Intake & Exhaust Manifolds & Related Parts - 430-4V C.I.D.				829	Oil & Vacuum Pump - 430 C.I.D.				320
Intake Manifold & Water Connections - 221, 260 C.I.D.		603	603		Oil Pressure Regulator - D/R	432			432
Intake Manifold & Water Connections - 260, 289 C.I.D.		826	826		Oil Pump - 144, 170, 200 C.I.D.		319	319	
Interior Lamps				1064	Oil Pump - 292, 312 C.I.D.	317			
<b>L</b>					Oil Pump - 352, 390, 406 C.I.D.	317			
License Lamp	1016		1017		Oil Pump - 430 C.I.D.	320			320
License Lamp - Passenger	1017				Oil Pump & Pan - 221, 260, 289 C.I.D.		318	318	
License Lamp - Station Wagon	1016				Oil Pump & Pan - 223 C.I.D.	318			
Luggage Compartment Door Electrical Locking Mechanism				1036	Overdrive Trans.	452	452		
Luggage Compartment Lamp	1034			1037	<b>P</b>				
Luggage Compartment Lamp - Models All Except 63B, C, 71	1035			1038	Parking Brake	36			37
Luggage Compartment Lamp - Models 63B, C, 71	1035								38
<b>M</b>					Parking Brake - Vacuum Release				37
Main Control Valve -	430		431	430	Parking Lamp Wiring			1019	
					Parking Lamps	998	998	999	999
									1000
					Piston & Connecting Rod - 144, 170, 200 C.I.D.		310	310	
					Piston & Connecting Rod - 221, 260, 289 C.I.D.		310	310	
					Piston & Connecting Rod - 223, 292, 312, 352 C.I.D.	308			
					Piston & Connecting Rod - 383, 430 C.I.D.	309			
					Piston & Connecting Rod - 390, 406 C.I.D.	309			



BUY IT NOW!

Click Here To Order






## Illustration Index - Continued

TITLE	VEHICLE CODE AND PAGE NO.			
	A	B	C	D
Piston & Connecting Rod - 430 C.I.D.				311
Power Booster Fan & Related Parts	604			604
Power Booster Fan & Related Parts - 390 C.I.D.	605			
Power Booster Fan & Related Parts - 430 C.I.D.				605
Power Brake Booster	24		29	27
Power Brake Booster & Master Cylinder				28
Power Brake Booster - Self-contained Reservoir	25 26	25 26		
Power Steering Control Valve	113 114	114	114	
Power Steering Gear				97 98
Power Steering Linkage	106 107	108	109	
Power Steering Linkage - Belt Driven Pump	105			
Power Steering Linkage - Crankshaft Driven Pump	104			
Power Steering Pump				118
Power Steering Pump - Crankshaft Driven	117			117
Power Steering Pump Reservoir	118			118
Power Steering Pump, Reservoir & Pulley	115 116	116	116	
Power Steering System				110 111 112
Power Window Regulator Wiring & Controls	1041			1043 1044 1045


### R

Radiator & Related Parts	593			595 596 597 598
Radiator & Related Parts - 144, 170, 200 C.I.D.			593	
Radiator & Related Parts - 170, 200, 221, 260, 289 C.I.D.		594	594	
Radiator & Related Parts - 223 C.I.D.	592			
Radiator & Related Parts - 252, 390, 406, 427 C.I.D.	592			

TITLE	VEHICLE CODE AND PAGE NO.			
	A	B	C	D
Radiator Grille & Related Parts	582 583 584	585	584 585 586	587 588 589 590 591
Reading Lamp				1065
Rear Axle	175	176	176	178
Rear Axle - 170, 200 C.I.D. Engines			177	
Rear Lamp	1000 1001 1002 1003	1005	1006 1007	1010 1011
Rear Lamp - Passenger	1004		1008 1009	1011
Rear Lamp - S22			1008	
Rear Lamp - Station Wagon	1003 1004	1006	1009	
Rear License Plate Lamp				1018
Rear Servo				437
Rear Servo - D/R			436	
Rear Servo - S/R & D/R	435			435
Rear Servo - 2/S	438	438	438	
Rear Suspension	229 230	231	232 233	234 235 236
Roof Side Lamp	1061			
Roof Side Lamp - Model 63	1061			


### S

Shift Mechanism - D/R - Console Models	466			
Shifter Interlock Linkage - O/D		454		
Speed Control	855 856 857			861
Speed Control - 430 C.I.D.				860
Speed Control Unit				858 859
Stabilizer Bar	227	228	228	229
Standard Trans. - 3/S	444	444		
Standard Transmission - 3/S - 6 Cylinder Engines		445	445	
Standard Transmission - 3/S - 8 Cylinder Engines	446	446	446	
Standard Trans. - 4/S - Ford Design	451		451	
Standard Trans. Case, Extension Housing & Shift Mechanism - 4/S - Dagenham Design			449	
Standard Trans. Case, Extension Housing & Shift Mechanism - 4/S - Warner Design	447	447	447	



BUY IT NOW!

Click Here To Order



## Illustration Index - Continued

TITLE	VEHICLE CODE AND PAGE NO.			
	A	B	C	D
Standard Trans. Gear Train - 4/S - Dagenham Design			450	
Standard Trans. Gear Train - 4/S - Warner Design	448	448	448	
Standard Trans. Shifter Assembly - 3/S	453			
Standard Trans. Shifter Interlock Linkage - 3/S	453	453		
Starter	960	961	961	961 962
Steering Column & Shift Mechanism - A/T	459			
Steering Column & Shift Mechanism - A/T - Except Models 58,64	461			
Steering Column & Shift Mechanism - A/T - Models 58,64	460			
Steering Column & Shift Mechanism - D/R			473	477 478
Steering Column & Shift Mechanism - 2/S		471	474	
Steering Column & Shift Mechanism - 3/S	467 468 470	472	475	
Steering Column & Shift Mechanism - 3/S - Except Models 58,64	469			
Steering Column & Shift Mechanism - Fixed - D/R	462			479
Steering Column & Shift Mechanism - Movable - D/R	463 464			480
Steering Column - Console & Floor Shift Models	465			
Steering Column - Floor Shift Models			476	
Steering Column Installation - Movable				481
Steering Gear	93 94	95	96	
Steering Wheel & Horn Ring	1022 1023 1024		1025 1026	1027 1028

### T

Top Control Electrical & Related Parts	1046 1047 1048			
Transmission Oil Tubes				441

TITLE	VEHICLE CODE AND PAGE NO.			
	A	B	C	D
<b>V</b>				
Vacuum Throttle Valve, Lines & Fittings	433	433	433	433
Valves, Push Rods & Rocker Arm Cover - 144,170,200 C.I.D.		315	315	
Valves, Push Rods & Rocker Arm Cover - 221,260,289 C.I.D.		314	314	
Valves, Push Rods & Rocker Arm Cover - 223 C.I.D.	313			
Valve, Push Rods & Rocker Arm Cover - 260,289 C.I.D.			316	
Valves, Push Rods & Rocker Arm Cover, 292,312 C.I.D.	312			
Valves, Push Rods & Rocker Arm Cover - 352,390 C.I.D.	314			
Valves, Push Rods & Rocker Arm Cover - 383,430 C.I.D.	316			316
Valves, Push Rods & Rocker Arm Cover - 390,406 C.I.D.	314			

### W

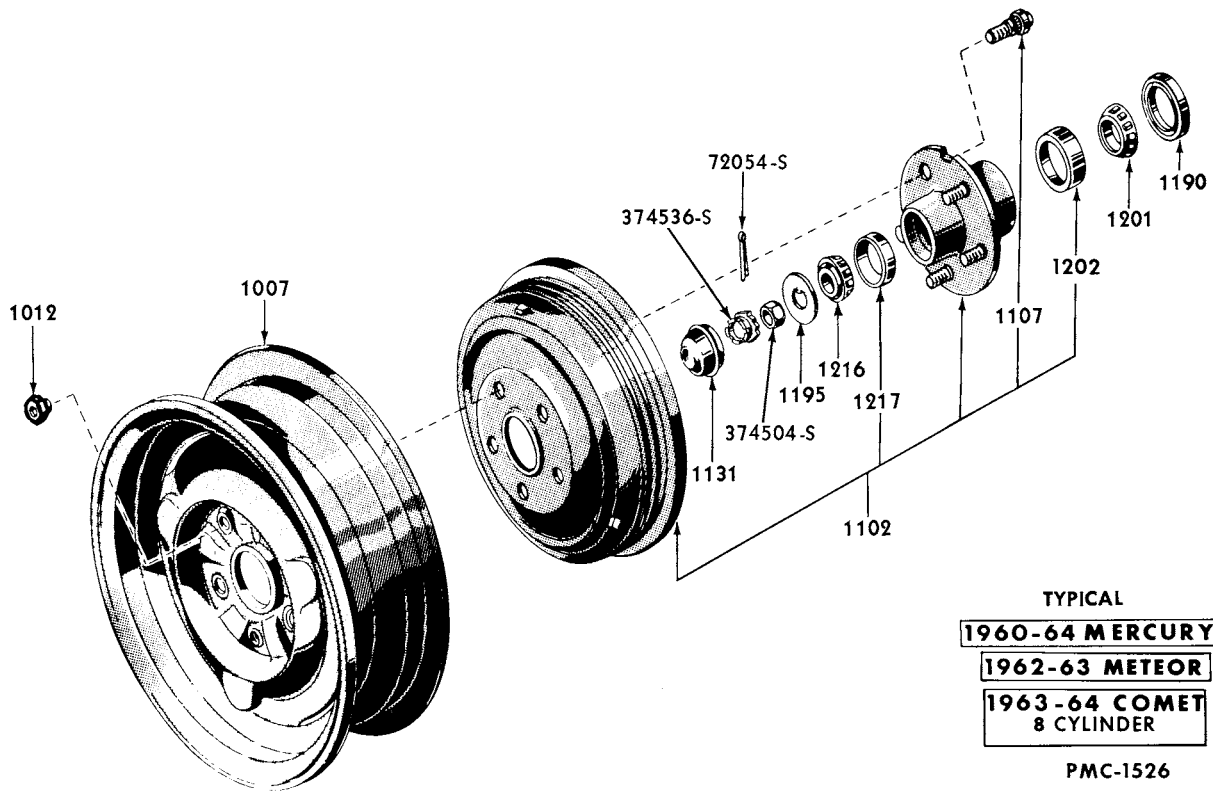
Water Connections				603
Water Connections - 312 C.I.D.	602			
Water Connections - 383,430 C.I.D.	602			602
Water Pump - 144,170,200 C.I.D.		601	601	
Water Pump - 221,260,289 C.I.D.		601	601	
Water Pump - 223 C.I.D.	599			
Water Pump - 292,312 C.I.D.	599			
Water Pump - 383,430 C.I.D.	600			600
Water Pump - 390,352,406,427 C.I.D.	600			
Wheel Covers	3		3	
Wheel, Covers and Related Parts				2
Wheel, Hub, Drum and Related Parts	1	1	1	
Wheel, Hub, Drum and Related Parts - 6 Cylinder Engines			1	
Wiring & Lamp Assembly	1029	1029	1029	



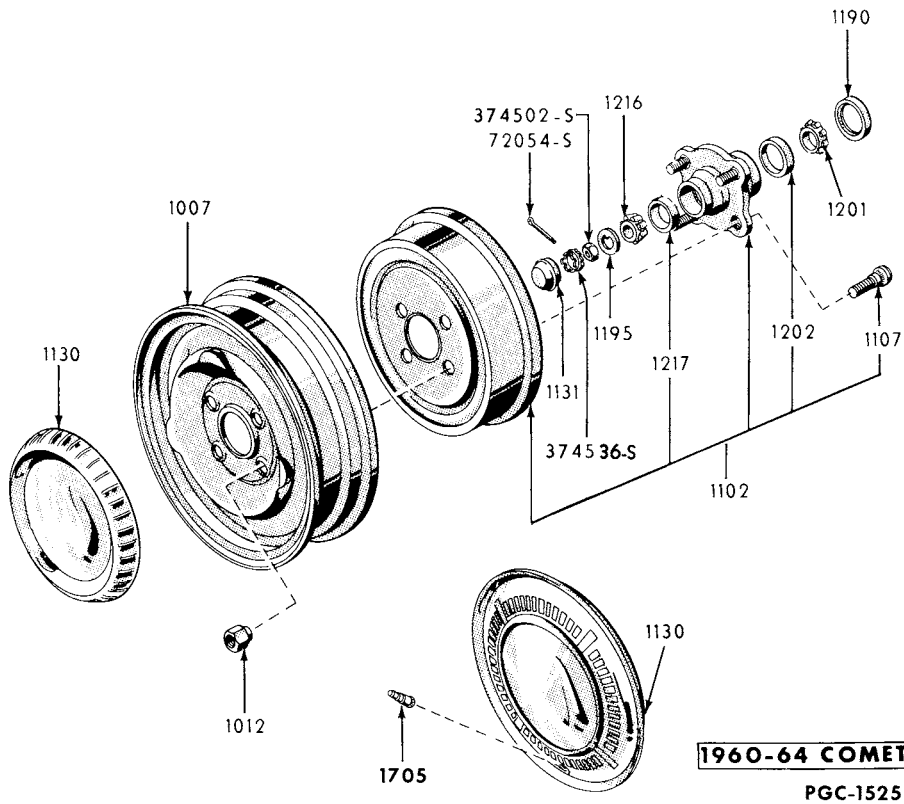
**BUY IT NOW!**

**Click Here To Order**





**WHEEL, HUB, DRUM and RELATED PARTS**

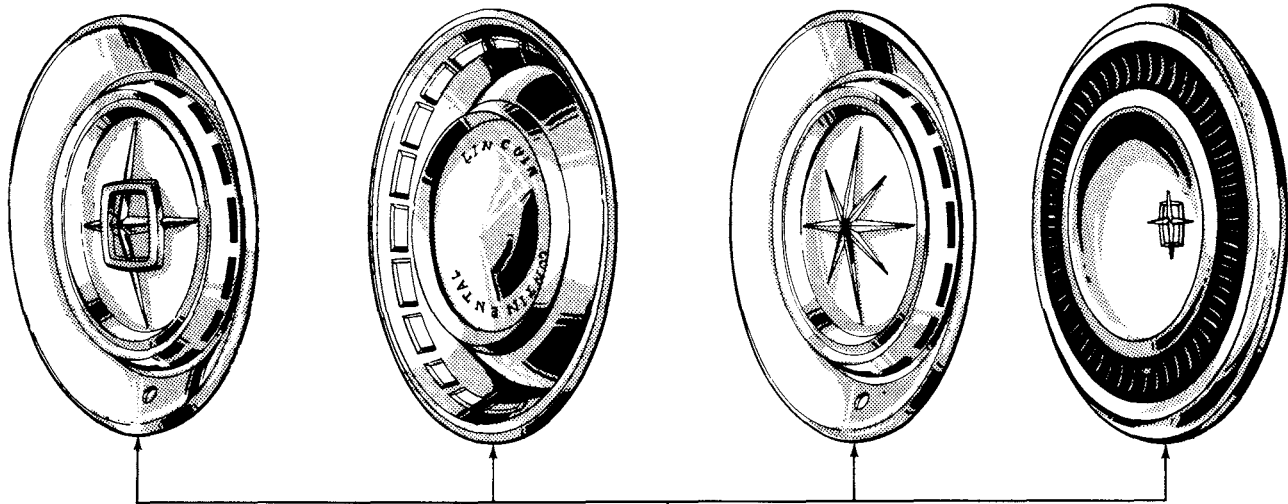


**DRUM and RELATED PARTS - 6 CYLINDER ENGINES**

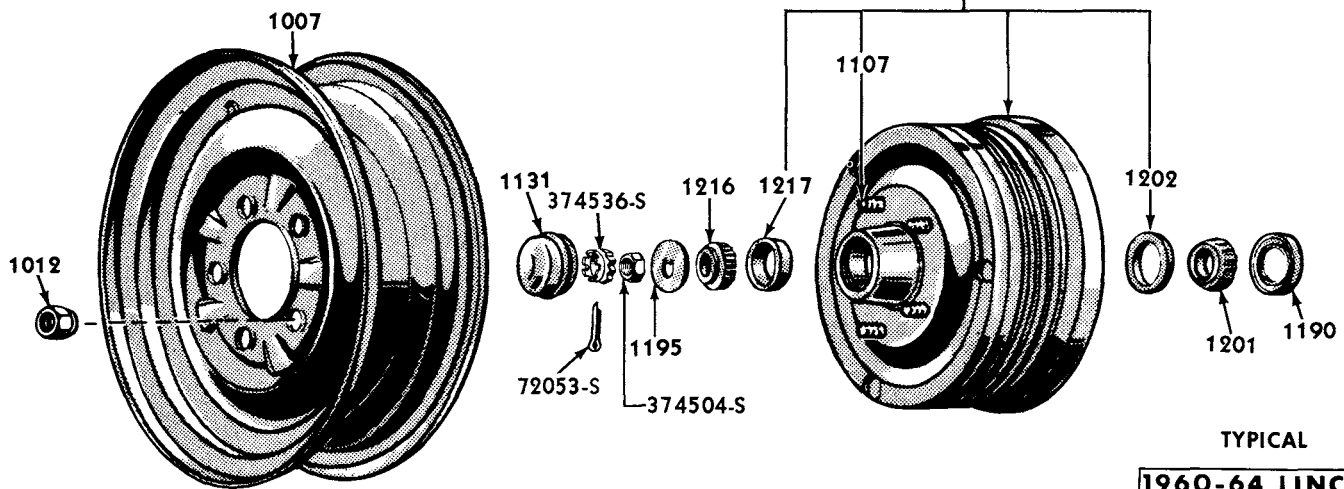
**100% SATISFACTION GUARANTEED**

**BUY IT NOW!**

**Click Here To Order**



1130



TYPICAL

1960-64 LINCOLN

PLC-1620

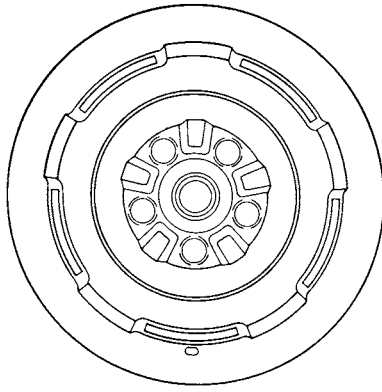


**BUY IT NOW!**

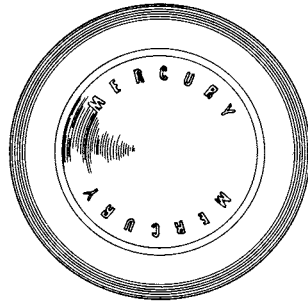
**Click Here To Order**

HUB, COVER and RELATED PARTS

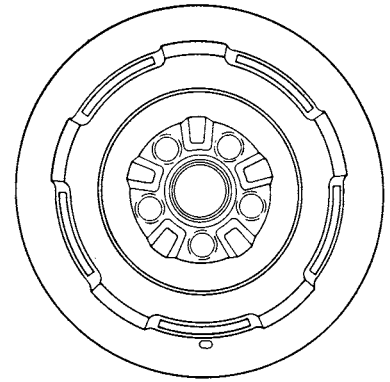




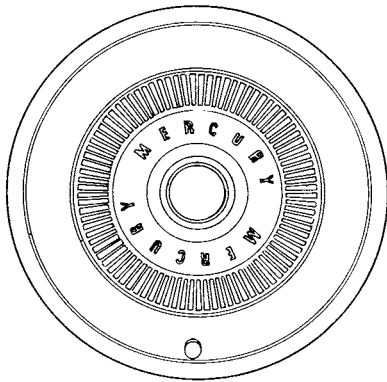
A



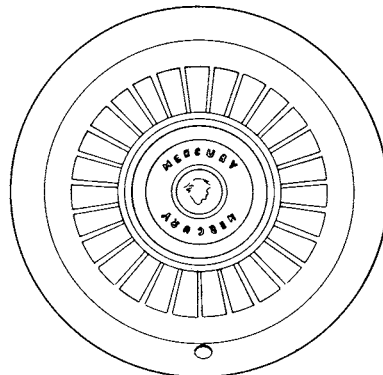
B



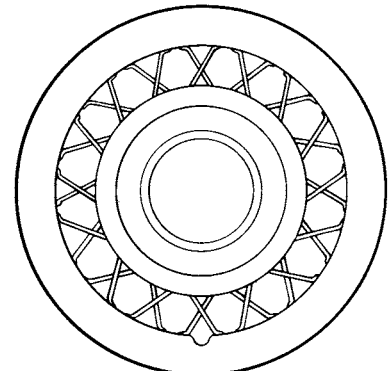
C



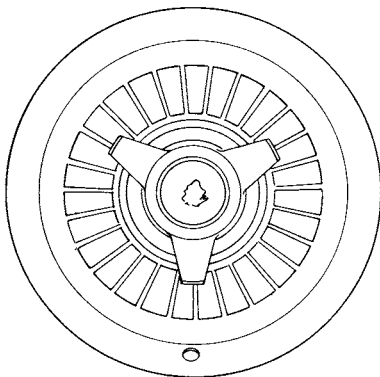
D



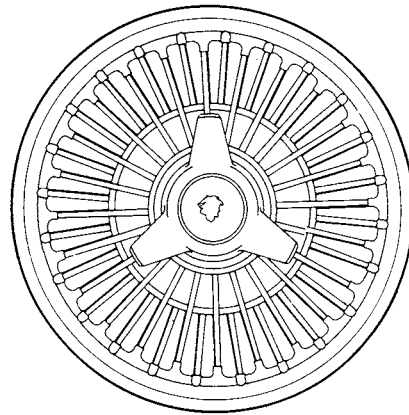
E



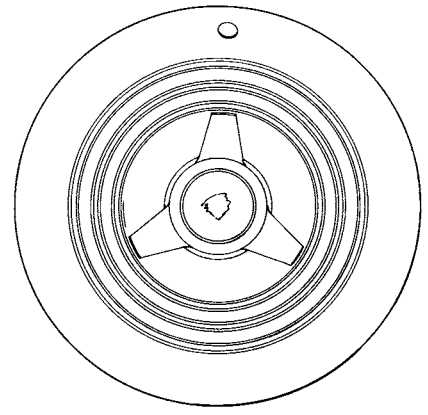
I



F



G



H

REFER WHEEL COVER CODE TO 1130 GROUP

1964 MERCURY

1964 COMET

PMC-1621

### WHEEL COVERS

**100% SATISFACTION GUARANTEED**

**BUY IT NOW!**

**Click Here To Order**

# Wheels, Hubs and Drums

GROUP AND PART NUMBER	DESCRIPTION, SIZE, ETC.	NO. REQ'D	MODEL OR ENGINE CUBIC INCH DISPLACEMENT	VEHICLE CODE	YEAR 19
<b>1001 GASKET (REAR WHEEL BEARING RETAINER)</b>					
C1AZ 1001-B	Backing plate - heavy duty - use with large wheel bearing	2	All	A	61/63
	Backing plate - use with fade resistant lining	2	All	A	64
	Backing plate - standard - model 71	2	All	A	64
C5AZ 1001-A		2	406	A	62
	Heavy duty - use with large wheel bearing	2	All	A	63
	Use with fade resistant lining	2	All	A	64
	Standard - model 71	2	All	A	64
		4	All	D	60
A8AZ 1001-A	Standard - use with small wheel bearing - ☆ except 406 C.I.D. engine	2	All☆	A	61/63
	All models except 71	2	All	A	64
		2	All	B	62/63
		2	260, 289	C	63/64
C1AZ 1001-A	Backing plate - standard - use with small wheel bearing	2	All	A	61/63
	Backing plate - all models except 71	2	All	A	64
	Backing plate	2	All	B	63
	Backing plate	2	260, 289	C	63/64
C2OZ 1001-A	Backing plate	2	All	B	62
CODD 1001-A		2	144, 170	C	60/62
C3DZ 1001-A		2	144, 170, 200	C	63/64
CODZ 1001-A	Backing plate	2	144, 170, 200	C	60/64
C1VV 1001-B		4	All	D	61/64

<b>1007 WHEEL</b>					
B9MM 1007-C	14" x 6.00"	5	All	A	60
COAA 1007-N	15" x 5.00" - for Police Special	5	All	A	61
C2AZ 1007-A	14" x 5.50" - standard - all models except 71	5	All	A	61/64
C1AZ 1007-A	15" x 5.50" - "K" rim - heavy duty - all models except 71	5	All	A	62/64
	Standard - model 71	5	All	A	64
C3AZ 1007-A	14" x 6.00" - heavy duty - all models except 71	5	All	A	62/64
	Standard - model 71	5	All	A	61/64
C4GY 1007-B	14" x 5.00" - with 5 bolt holes	5	260, 289	C	63/64
		5	All	B	62/63
CODD 1007-K	13" x 4.50" - with 4 bolt holes	5	144, 170	C	60/63
C2OZ 1007-B	13" x 4.50" - with 5 bolt holes	5	260	C	63
C4GY 1007-A	14" x 4.50" - with 4 bolt holes	5	170, 200	C	64
COLL 1007-A	14" x 6.00" - "K" rim	5	All	D	60
C1VV 1007-C	14" x 6.00" - "K" rim	5	All	D	61/63
C4VY 1007-A	15" x 6.00" - "K" rim	5	All	D	64

<b>1012 NUT (WHEEL BOLT)</b>					
B 1012	1/2"-20	AR	All except 63E	A B C D	60/64
C4GY 1012-A	1/2"-20 - chrome	20	63E	C	64

<b>1035 SPINNER ASSEMBLY (WHEEL COVER)</b>					
C4MY 1035-A	Use as replacement part on all spinner type wheel covers except simulated wire wheel -	4	All	A	64

Package also includes -

(1) C3MA-1A048-A retainer

(3) 373146-S39

screw and washer assy.

GROUP 4020

**100% SATISFACTION GUARANTEED**

**BUY IT NOW!**

**Click Here To Order**

PayPal American Express Discover MasterCard VISA

# Wheels, Hubs and Drums

GROUP AND PART NUMBER	DESCRIPTION, SIZE, ETC.	NO. REQ'D	MODEL OR ENGINE CUBIC INCH DISPLACEMENT	VEHICLE CODE	YEAR 19__
<b>1102 HUB &amp; DRUM (FRONT WHEEL)</b>					
MG 1102-D		2	57A, 58A, 63A, 64A, 77	A	60
MH 1102-B		2	57B, F, 58B, 63B, F, 76A, D	A	60
C1AA 1102-A	Standard - all models except 71	2	All	A	61
C3AZ 1102-C	11" x 3" - heavy duty - all models except 71 (c, d, f)	2	All	A	61/64
	Standard - model 71	2	All	A	61/64
C2MY 1102-A	11" x 2-1/2" - all models except 71	2	All	A	62
C3AZ 1102-D	11" x 2-1/2" - standard - all models except 71 (c, d, f)	2	All	A	63/64
C2OZ 1102-A	10" x 2-1/2" - heavy duty	2	All	B	62
	Standard - model 71	2	All	B	63
	Heavy duty - all models except 71	2	All	B	63
	Use on vehicles built prior to 6-3-63				
C3OZ 1102-B	10 x 2" - standard - model 71	2	All	B	63
	Heavy duty - all models except 71	2	All	B	63
	Use on vehicles built after 6-2-63				
C2OZ 1102-B	10" x 2-1/4" - standard	2	All	B	62
	Standard - for all models built prior to 6-3-36 except 71	2	All	B	63
C3OZ 1102-A	10" x 2-1/4" - standard - for all models built after 6-2-63 except 71	2	All	B	63
	(c, d, f)	2	260, 289	C	63/64
C1DZ 1102-A	(c, d, e)	2	144, 170, 200	C	60/64
COLL 1102-A	Use on vehicles built prior to 11-23-59	(a) 2	All	D	60
COLL 1102-B	Use on vehicles built after 11-22-59	2	All	D	60
C1VY 1102-A	(b)	2	74	D	61/62
C2VY 1102-A	(b)	2	53	D	61/62
C3VY 1102-A	(b, d, f, g)	2	All	D	63/64
72054-S	Pin-5/32" x 1-1/4"-attach hub and drum assy. to front wheel spindle	2	a, c		
72089-S	Cotter pin-1/8" x 1-1/8"	2	b, g		
354573-S	Nut-slotted hex. -3/4"-16-to front wheel spindle	2	a, b		
374502-S	Nut-hex. lock-5/18"-18	2	e		
374504-S	Nut-slotted hex. -3/4"-16-to front wheel spindle	2	f		
374536-S	Retainer -lock-49/64	2	d		
<b>1107 BOLT (WHEEL HUB)</b>					
C3OZ 1107-A	1/2"-20 x 1-9/16" - serration diameter .636"	AR	All	A B C	63/64
C1AZ 1107-A	1/2"-20 x 1-15/32"-O/S serrations diameter .6365"	AR	All	A B C D	60/63
		AR	All	D	64
A9AZ 1107-A	1/2"-20 x 1-1/2" - serration diameter .6230"	AR	All	A B C D	60/64
LA 1107-A	1/2" - 20 x 1-19/64" - rear wheels	10	All	D	60
<b>1126 DRUM (REAR WHEEL BRAKE)</b>					
MG 1126-B		2	All	A	60
C3AZ 1126-A	11" x 2-1/2"	2	All	A	61/64
C2OZ 1126-A	10" x 1-3/4" - standard	2	All	B	62
C2OZ 1126-B	10" x 2" - heavy duty	2	All	B	62
	Heavy duty - for all models except 71	2	All	B	63
C3OZ 1126-A	10" x 2-1/2" - standard - for model 71	2	All	B	63
C3OZ 1126-B	10" x 1-3/4" - standard - for all models except 71	2	All	B	63
		2	260, 289	C	63/64
CODZ 1126-A	For models 54, 62, 63	2	144, 170, 200	C	60/64
CODZ 1126-B	For all models except 54, 62, 63	2	144, 170, 200	C	60/64
COLL 1126-A	Use on vehicles built prior to 11-23-59	(a) 2	All	D	60
COLL 1126-B	Use on vehicles built after 11-22-59	(a) 2	All	D	60
VY 1126-A	(a)	2	All	D	61/62
	(a)	2	All	D	63/64
	1/2" x 20-attach drum to	6	a		



BUY IT NOW!

Click Here To Order





- LINCOLN  
CONTINENTAL
- MERCURY
- METEOR
- COMET

**1960-64  
MASTER  
PARTS  
CATALOG**

**GROUP  
16,000  
THRU  
60,000**



**BUY IT NOW!**

**Click Here To Order**



LITHO IN U.S.A.

64  
-B-64

<i>group</i>	<i>Quick Reference Index</i>	<i>page</i>
16000	CHASSIS SHEET METAL	1
17000	BUMPERS AND WINDSHIELD WIPERS	41
18000	SHOCK ABSORBERS, HEATERS, RADIO AND ANTENNAS	121
19000	LUBRICANTS & AIR CONDITIONING	
00120	BODY	255
04300	INSTRUMENT PANEL	411
10000	FLOOR PARTS	449
20100	FRONT DOOR AND RELATED PARTS	
THRU		477
24299	FRONT DOOR WINDOW REGULATOR	
24300	CENTER PILLAR AND REAR DOORS	
THRU		585
27799	REAR DOOR WINDOW REGULATOR	
27800	QUARTER PANELS	64
40000	LUGGAGE COMP. AND REAR END	725
50000	TOP AND ROOF	827
60000	SEATS, RELATED PARTS	927

## GENERAL INFORMATION

This Parts Catalog containing service replacement parts information for the 1960-64 Mercury, 1962-63 Meteor, 1960-64 Comet and 1960-64 Lincoln-Continental has been developed for your convenience in locating, identifying and ordering service replacement parts.

Best results in the use of this parts catalog will be obtained by thoroughly reviewing the instructions and arrangement of information explained in detail on the following pages.

### PARTS INFORMATION

The information contained in this Parts Catalog is arranged in basic Group sequence and includes the following:

1. Basic Group.
2. Part Number.
3. Part Name, including description and dimensions necessary for proper identification of parts.
4. Quantity used per vehicle.
5. Application — by Model, Engine Cubic Inch Displacement, Transmission Type, etc.
6. Vehicle Code.
7. Year Part is used.

### VEHICLE APPLICATION CODES

The service part vehicle application identified by vehicle codes listed in the "Vehicle Code" column of the catalog text pages are interpreted as follows:

A-1960-64	Mercury
B-1962-63	Meteor
C-1960-64	Comet
D-1960-64	Lincoln-Continental

### HOW TO LOCATE PARTS

Parts are listed in numerical sequence according to their basic group, excepting instances where part functions agree and basic part numbers differ. These particular parts have been cataloged according to function, and appear in a group headed by the latest basic number released for a specific function. To assist you in locating information pertinent to these items, cross-reference groups have been inserted in numerical sequence in the catalog text. The use of these groups is defined in the paragraph below headed "Numerical Cross Reference Groups."

#### NOTE:

All carburetor assemblies and component service parts are presented in chart form. Refer to the 1960-64 catalog containing group 1000 thru 15000, page 687 titled "Carburetor Charts General Information" for details.

The basic part number relates the part to an area of the vehicle and to a specific application within that area. Body parts, seven digit numbers, are in sequence according to the last five (5) digits.

Example: 5827846

If the basic number is known, the complete part number for a specific vehicle can be quickly located by referring to the basic part number group according to its numerical order.

If the basic number is not shown, the part can be located under its Noun Name in the Alphabetical Index.

Basic numbers may also be located in the illustration of the vehicle. Illustrations pre-

### EXPANDED PART NUMBERS

Ford Motor Company has used two different systems to expand basic number series that are exhausted.

The first system, introduced in 1949, was the addition of a numerical digit to the front of the basic number.

Examples: 22000    33000    44000    55000  
66000    77000    88000    99000

These parts actually belong in the basic number groups indicated by the last four (4) digits and that is where they appear in the catalog.

The Basic Part Number Group is listed as 2-2000, 3-3000, 4-4000, etc., and follow regular four (4) digit Basic Part Number Groups in numerical sequence. The second expansion system was introduced with some of the 1959 model parts and was in full effect with 1960 model parts. This system superseded the first system which will be discontinued. Under this new method basic number series are expanded by the addition of an alphabetical character between the Group and Detail portions of the basic part numbers.

Examples: 7A100, 16A573, 57432A06, etc. This expansion character will also be disregarded in the parts catalog and the parts will be listed in sequence according to the numerical portion of the basic number.

For instance, basic part number 7A100 will follow basic number 7100.

### PART NUMBERS ASSIGNED BY THE L-M AND FORD PARTS AND ACCESSORIES DEPARTMENT

Parts and Accessories Part Numbers are assigned to convert Engineering Part Numbers to a basic number that may be more easily located according to the parts function. Parts and Accessories Part Numbers appear in numerical sequence throughout this catalog in the conventional part number column.

### PARTS HAVE MULTIPLE FUNCTIONS

Parts may have multiple functions or operations. When this occurs, the various functions will be described in the description column immediately following the part number. All applications will also appear in the Alphabetical Index.

**100% SATISFACTION GUARANTEED**

**BUY IT NOW!**

**Click Here To Order**

## ILLUSTRATIONS

Illustrations show the construction of individual parts as well as assemblies. Wherever possible, the exact shape or detail is indicated. In some cases, illustrations cover "typical" constructions and will be so designated. The purpose of typical illustrations is to identify parts performing the same or similar functions. Parts are identified on each illustration by Basic Part Number Group. Parts that are not identified by a Basic Part Number Group are designated by a symbol which is explained by a footnote on the illustration. Standard parts are identified by the standard part number.

Illustrations which were originally developed for, or used in the 1963 or 1964 loose leaf catalogs will indicate not serviced parts with a star (★). Part numbers that are serviced in a kit or assembly but not serviced separately will not be called out with a basic group number or star (★).

## ALPHABETICAL INDEX

Reference to any part by Noun Name is provided in the Alphabetical Index. This index is an alphabetical listing of all parts showing Noun Name cross referenced to the Basic Number Group.

## STANDARD PARTS

Standard Parts in this catalog are listed immediately following the parts with which they are used and are referenced to the major part with which they are used by a small letter. This letter appears in brackets ( ) in the "Description, Size, Etc." column following the major part number, and in the "Model Or Engine Cubic Inch Displacement" column following the standard part number. Thus, all standard parts coded with an (a) are used with the major parts coded with an (a).

Conventional Standard Parts have no prefix but carry the suffix "S" followed by numbers which designate the finish. They are not assigned a Basic Part Number Group.

The following chart defines standard part suffix codes in respect to finish.

SUFFIX	FINISH	SUFFIX	FINISH
S	Plain	S28	Sterile coating
S2	Raven finish, oil or waxed	S29	Clear enamel over bright zinc
S3	Black paint	S30	Gold tinted enamel over bright zinc
S4	Raven finish & black paint	S31	Cadmium with zinc
S5	Copper plate	S32	Phosphate coat and paint
S6	Nickel plate	S33	Case hardened raven finish
S7	Cadmium plate	S34	Case hardened cadmium finish
S8	Zinc plate	S35	Zinc plate
S8B	Zinc plate	S36	Zinc plate and dichromate
S10	Tinned	S37	Chrome plated
S12	Lacquer to match trim	S38	Raven finish without oil or wax
S13	Chrome plated	S39	Cadmium plated
S14	Nickel plate-Butler finish	S40	Zinc plate
S15	Oxidized	S41	Pre-galvanized coat
S16	Lead	S42	Zinc or Cadmium plate—black
S18	Case hardened	S91	O-Ring material—oil resistant
S19	Brass plate	S92	O-Ring material—gasoline resistant
S20	Cement coated	S93	O-Ring material—non-mineral oil resistant
S21	Lacquer for identification	S94	O-Ring material—transmission fluid resistant
S22	Chrome plate-Butler finish	S100	Special
S23	Rustless steel-head polished		
S24	Hot tin coated		
S26	Cadmium or zinc plated and enamel		

## ORDERING PARTS FOR SERVICE

When ordering service replacement parts, always give the complete part number (not Basic Part Number) and part name. After this has been determined, refer to the Master Price and Reference List, Form MD-4230, for current "service" status of selected parts. If the parts do not appear in Form MD-4230, refer to the Obsolete-Superseded-Interchangeable Catalog, Form Number MD-8235.

Instructions for the use of Stock Order Pads and Order Forms are printed therein. When ordering Soft Trim Items, always follow this procedure:

1. Refer to the Soft Trim Section of the Master Price and Reference List, Form MD-4230 for part numbers desired.
2. Use Form FD-419-L, Dealers' Parts Order.
3. Furnish all necessary Patent Plate data.
4. Attach a piece of trim material to the order form.

Right Hand (R.H.) and Left Hand (L.H.) parts are so designated from the driver's position when seated in the car.



**BUY IT NOW!**

**Click Here To Order**

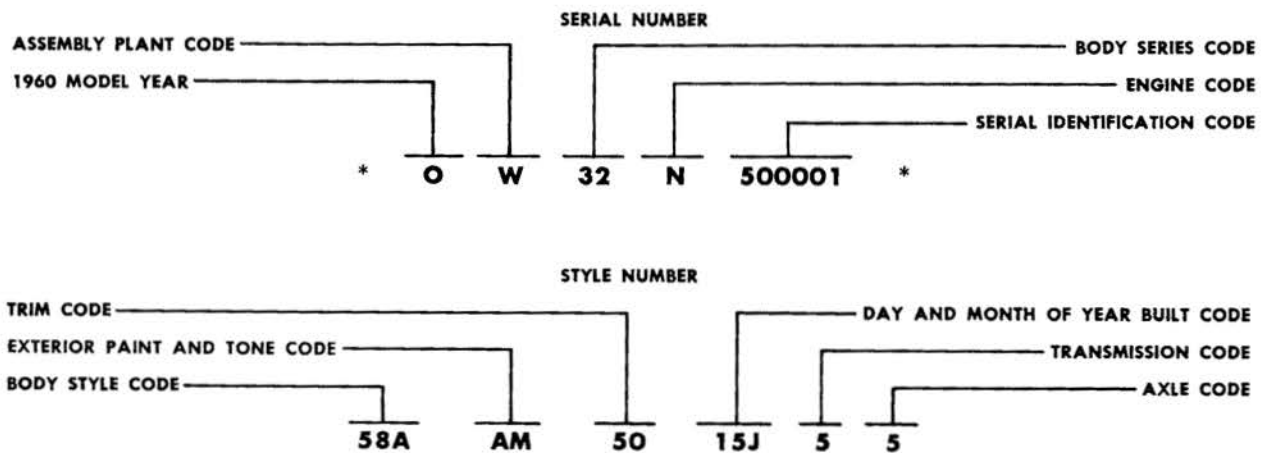


# TYPICAL 1960 PATENT PLATE INFORMATION

The Patent Plate is riveted to the front body pillar between the front door hinges. The Patent Plate includes information relative to the type of engine, axle, transmission, trim (exterior and interior), and body style of the vehicle. It also includes the date (day, month and year) and place of manufacture.

★ When a numerical suffix is placed after the trim code, the Deviation Trim Set is *not* serviced, and if an alphabetical suffix is placed after the trim code the Deviation Trim Set is to be serviced.

## PATENT PLATE DIAGRAM



**SERIAL NUMBER**      MADE IN USA BY **MERCURY** REG. U.S. PAT. OFF.  
 \* OW32N 500001 \*      FORD MOTOR COMPANY

BODY	COLOR	TRIM	DATE	TR	AX
58A	AM	50	15J	5	5

THIS VEHICLE IS CONSTRUCTED UNDER UNITED STATES LETTERS PATENTS

2 590 719	2 683 578	2 726 894	2 789 621
2 612 829	2 685 211	2 735 673	2 793 532
2 617 681	2 688 258	2 773 396	2 810 447
2 677 572	2 698 012	2 782 722	

OTHER PATENTS PENDING

★ NS-TRIM CODE  
**22-1**

★ SERVICED TRIM CODE  
**22-A**

THE FOLLOWING DEFINES THE VARIOUS CODES USED ON THE PATENT PLATE:

### ASSEMBLY PLANT CODES

CODE	ASSEMBLY PLANT	CODE	ASSEMBLY PLANT
H	Lorain	W	Wayne
J	Los Angeles	Y	Wixom
K	Kansas City	Z	St. Louis
T	Metuchen		

### SOFT TRIM SCHEME CODES

REFER TO: The Master Price  
& Reference List,  
Form MD-4230



**100% SATISFACTION GUARANTEED**

**BUY IT NOW!**

**Click Here To Order**


# 1960 MERCURY MODEL IDENTIFICATION

MONTEREY  
2-DOOR OR 4-DOOR



PARKLANE  
OR MONTCLAIR  
2-DOOR OR 4-DOOR

COLONY PARK  
OR COMMUTER



BODY CODE	BODY STYLE	BODY CODE	BODY STYLE
57A	Monterey 4-Door Phaeton Sedan	63F	Parklane 2-Door Phaeton Coupe
57B	Montclair 4-Door Phaeton Sedan	64A	Monterey 2-Door Sedan
57F	Parklane 4-Door Phaeton Sedan	76A	Monterey 2-Door Convertible
58A	Monterey 4-Door Sedan	76D	Parklane 2-Door Convertible
58B	Montclair 4-Door Sedan	77A	Commuter 4-Door Station Wagon (6 or 8-Passenger)
63A	Monterey 2-Door Phaeton Coupe	77B	Colony Park 4-Door Station Wagon (6 or 8-Passenger)
63B	Montclair 2-Door Phaeton Coupe		



**BUY IT NOW!**

**Click Here To Order**

V



# 1960 MERCURY PATENT PLATE INFORMATION

The following breakdown of Codes will appear on the Patent Plate according to the build-up of each vehicle.

## ENGINE CODES

CODE	TYPE OF ENGINE
M	430 C.I.D. 8 Cyl. 2-V Carburetor
N	383 C.I.D. 8 Cyl. 2-V Carburetor
P	312 C.I.D. 8 Cyl. 2-V Carburetor

## AXLE CODES

CODE	TYPE OF AXLE
1	3.56:1 For S/T, 312 C.I.D.
3	3.10:1 For A/T, S/R, 312 C.I.D.
5	2.71:1 For A/T, D/R, 383 C.I.D.
6	2.91:1 For A/T, S/R, 383 C.I.D.
7	2.71:1 For A/T, D/R, 430 C.I.D.
8	2.91:1 For A/T, S/R, 430 C.I.D.

## BODY STYLE CODES

STYLE CODE	SERIES CODE	BODY STYLE
57A	34	Monterey Phaeton Sedan (4-Door Hardtop)
58A	32	Monterey 4-Door Sedan
63A	33	Monterey Phaeton Coupe (2-Door Hardtop)
64A	31	Monterey 2-Door Sedan
76A	35	Monterey 2-Door Convertible
57B	44	Montclair Phaeton Sedan (4-Door Hardtop)
58B	42	Montclair 4-Door Sedan
63B	43	Montclair Phaeton Coupe (2-Door Hardtop)
57F	54	Park Lane Phaeton Sedan (4-Door Hardtop)
63F	53	Park Lane Phaeton Coupe (2-Door Hardtop)
76D	55	Park Lane 2-Door Convertible
77A	37	Commuter 4-Door Station Wagon (6 or 8-Passenger)
77B	57	Colony Park 4-Door Station Wagon (6 or 8-Passenger)

## TRANSMISSION CODES

CODE	TYPE OF TRANSMISSION
1	Standard Transmission
3	PBM Automatic Transmission S/R
4	PBL Automatic Transmission D/R
5	PBL Automatic Transmission S/R
6	PBB Automatic Transmission D/R
7	PBB Automatic Transmission S/R

## VEHICLE DATE CODES

CODE	MONTH
A	January
B	February
C	March
D	April
E	May
F	June
G	July
H	August
J	September
K	October
L	November
M	December

Day of month precedes month Code Letter

## EXTERIOR PAINT CODES

CODE	COLOR	SPEC. NBR.
A	Tuxedo Black	M30J-1724
M	Sultana White	M30J-524
T	Valley Green Metallic (Medium)	M30J-1273
F	Inlet Blue (Light)	M30J-1226
E	Cote D'Azur Blue Metallic (Medium)	M30J-1225
J	Signal Red	M30J-1232
Z	Cloud Silver Metallic	M30J-1287
R	Sun Haze Yellow	M30J-1275
N	Polynesian Beige	M30J-1249
H	Javelin Bronze Metallic (Medium)	M30J-1230
U	Mountain Rose Metallic	M30J-1266
V	Summer Rose (Light)	M30J-1265
X	Tucson Turquoise Metallic (Light)	M30J-1271
D	Aztec Turquoise Metallic (Medium)	M30J-1070
B	Marine Blue Metallic (Dark)	M30J-1270




**BUY IT NOW!**


**Click Here To Order**



# 1960 COMET MODEL IDENTIFICATION



PASSENGER  
2-DOOR OR 4-DOOR



STATION WAGON  
2-DOOR OR 4-DOOR

BODY CODE	BODY STYLE
54A	4-Door Sedan
59A	2-Door Station Wagon
62A	2-Door Sedan
71A	4-Door Station Wagon



**BUY IT NOW!**

**Click Here To Order**



# 1960 COMET PATENT PLATE INFORMATION

The following breakdown of codes will appear on the Patent Plate according to the build-up of each vehicle

## BODY STYLE CODES

SERIES CODE	BODY CODE	BODY STYLE
01	62A	2-Door Sedan
02	54A	4-Door Sedan
06	59A	2-Door Station Wagon
07	71A	4-Door Station Wagon

## VEHICLE DATA CODES

CODE	*CODE	MONTH
A	N	January
B	P	February
C	Q	March
D	R	April
E	S	May
F	T	June
G	U	July
H	V	August
J	W	September
K	X	October
L	Y	November
M	Z	December

\*To be used if 1960 models exceed 12 months

## EXTERIOR PAINT CODES

CODE	COLOR	SPEC. NBR.
A	Tuxedo Velvet	M30J-1724
C	Crystal Turquoise	M30J-1139
E	Cote D'Azure Blue Metallic	M30J-1225
F	Inlet Blue	M30J-1226
H	Javelin Bronze Metallic	M30J-1230
J	Signal Red	M30J-1232
K	Twilight Turquoise Metallic	M30J-1233
M	Sultana White	M30J-1238
T	Valley Green Met.	M30J-1273
W	Cameo Green	M30J-1274
Z	Cloud Silver Metallic	M30J-1287

## REAR AXLE CODES

CODE	RATIO
1	3.56:1
2	3.89:1
3	3.10:1
J	3.50:1

## TRANSMISSION CODES

CODE	TRANSMISSION TYPE
1	Standard
3	Automatic (Single Range)

## ENGINE CODES

CODE	ENGINE TYPE
S	6 Cyl. OHV 144 Cubic Inch
D	6 Cyl. OHV 144 Cubic Inch Low Compression (84 Octane)




**BUY IT NOW!**


**Click Here To Order**



# 1960 LINCOLN MODEL IDENTIFICATION



CONTINENTAL



PREMIERE

BODY CODE	BODY STYLE	BODY CODE	BODY STYLE
53A	LINCOLN 4-DOOR SEDAN	63A	LINCOLN 2-DOOR COUPE
53B	PREMIERE 4-DOOR SEDAN	63B	PREMIERE 2-DOOR COUPE
54A	CONTINENTAL 4-DOOR SEDAN	65A	CONTINENTAL 2-DOOR COUPE
57A	LINCOLN 4-DOOR LANDAU	68A	CONTINENTAL 2-DOOR CONVERTIBLE
57B	PREMIERE 4-DOOR LANDAU	75A	CONTINENTAL 4-DOOR LANDAU



**BUY IT NOW!**

**Click Here To Order**



# 1960 LINCOLN PATENT PLATE INFORMATION

## BODY STYLE CODES

BODY CODE	SERIES CODE	BODY STYLE
57A	62	Lincoln 4-Door Landau
63A	63	Lincoln 2-Door Coupe
53A	64	Lincoln 4-Door Sedan
53B	72	Premiere 4-Door Sedan
63B	73	Premiere 2-Door Coupe
57B	74	Premiere 4-Door Landau
54A	82	Continental 4-Door Sedan
65A	83	Continental 2-Door Coupe
75A	84	Continental 4-Door Landau
68A	85	Continental 2-Door Convertible

## ENGINE CODE

CODE	ENGINE TYPE
H	430 C.I.D. 8 CYL.-2V

## TRANSMISSION CODE

CODE	TRANSMISSION TYPE
4	AUTOMATIC DUAL RANGE

## REAR AXLE CODE

NON-LOCKING DIFF.	RATIO	LOCKING DIFF.
7	2.89:1	G

## EXTERIOR PAINT CODES

(A "No Punch" in the paint color space indicates Special Paint)

CODE LETTER	COLOR NAME	SPEC. NUMBER
A	Presidential Black	(M-30J-1724)
B	Marine Blue Poly	(M-30J-1270)
D	Sapphire Poly	(M-30J-1070)
E	Electric Blue Poly	(M-30J-1269)
F	Blue Crystal	(M-30J-1226)
G	Tawney Beige	(M-30J-1262)
I	Pale Turquoise	(M-30J-1271)
J	Cherokee Red	(M-30J-1232)
L	Gold Dust Poly	(M-30J-1276)
M	Polaris White	(M-30J-1238)
N	Platinum	(M-30J-921)
Q	Copper Poly	(M-30J-824)
R	Pastel Yellow	(M-30J-1275)
S	Deerfield Green Poly	(M-30J-1272)
T	Terre Veree Green Poly	(M-30J-1273)
U	Metallic Rose Glow Poly	(M-30J-1266)
V	Twilight Pink	(M-30J-1265)
W	Killarney Green	(M-30J-1274)
X	Maple Leaf Poly	(M-30J-1264)
Y	Spartan Gray Poly	(M-30J-1267)
Z	Silver Poly	(M-30J-1287)

## VEHICLE DATE CODES

CODE	*CODE	MONTH
A	N	January
B	P	February
C	Q	March
D	R	April
E	S	May
F	T	June
G	U	July
H	V	August
J	W	September
K	X	October
L	Y	November
M	Z	December

\*To be used if 1960 model exceeds 12 months.



**BUY IT NOW!**

Click Here To Order

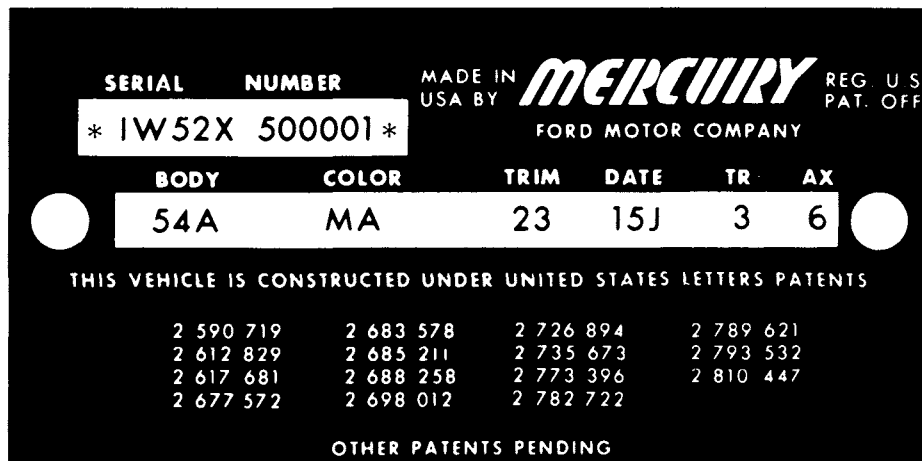
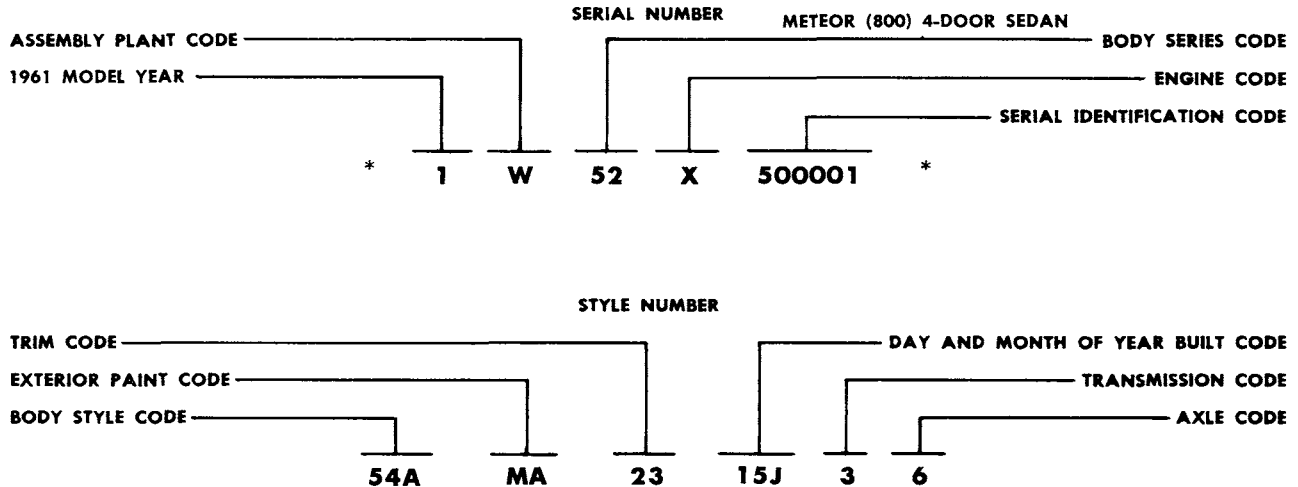


# TYPICAL 1961 PATENT PLATE INFORMATION

The Patent Plate is riveted to the front body pillar between the front door hinges on the Lincoln and Mercury. The Comet Patent Plate is riveted to the left front door below the door lock. The Patent Plate includes information relative to the type of engine, axle, transmission, trim (exterior and interior), and body style of the vehicle. It also includes the date (day, month and year) and place of manufacture.

★ When a numerical suffix is placed after the trim code, the Deviation Trim Set is not serviced, and if an alphabetical suffix is placed after the trim code the Deviation Trim Set is to be serviced.

## PATENT PLATE DIAGRAM



★NS TRIM CODE 23-1

★SERVICED TRIM CODE 23-A

THE FOLLOWING DEFINES THE VARIOUS CODES USED ON THE PATENT PLATE.

### ASSEMBLY PLANT CODES

CODE	ASSEMBLY PLANT	CODE	ASSEMBLY PLANT
E	Mahwah	W	Wayne
H	Lorain	Y	Wixom
J	Los Angeles	Z	St. Louis
K	Kansas City		
P	San Jose		

### SOFT TRIM SCHEME CODES

REFER TO: The Master Price & Reference List, Form MD-4230





**BUY IT NOW!**

Click Here To Order




# 1961 MERCURY MODEL IDENTIFICATION

**MONTEREY**  
2-DOOR OR 4-DOOR



**METEOR**  
2-DOOR OR 4-DOOR

**COLONY PARK  
OR COMMUTER**



BODY CODE	BODY STYLE	BODY CODE	BODY STYLE
54A	Meteor (800) 4-Door Sedan	75A	Meteor (800) 4-Door Hardtop
54B	Monterey 4-Door Sedan	75B	Monterey 4-Door Hardtop
58A	Meteor (600) 4-Door Sedan	76A	Monterey 2-Door Convertible
62A	Meteor (800) 2-Door Sedan	71A	Commuter 4-Door Sta. Wagon (6 or 9 Passenger)
64A	Meteor (600) 2-Door Sedan	71B	Colony Park 4-Door Sta. Wagon (6 or 9 Passenger)
65A	Meteor (800) 2-Door Hardtop		
65B	Monterey 2-Door Hardtop		



**BUY IT NOW!**

**Click Here To Order**



# 1961 MERCURY PATENT PLATE INFORMATION

The following breakdown of Codes will appear on the Patent Plate according to the build-up of each vehicle.

## EXTERIOR PAINT CODES

(A "No Punch" in Paint Code space designates special paint)

CODE	COLOR	SPEC. NBR.
A	Presidential Black	M30J-1724
C	Turquoise Mist	M30J-1139
D	Blue Haze	M30J-1361
E	Saxon Green Metallic	M30J-1364
F	Sunburst Yellow	M30J-1366
G	Tawny Beige	M30J-1262
H	Empress Blue Metallic	M30J-1367
J	Signal Red	M30J-1232
L	Gold Dust Metallic	M30J-1276
M	Sultana White	M30J-1238
Q	Sheffield Gray Metallic	M30J-1371
R	Columbia Blue Haze	M30J-1372
S	Green Frost	M30J-1373
V	Summer Rose	M30J-1265
W	Regency Turquoise Metallic	M30J-1385

## BODY STYLE CODES

STYLE CODE	SERIES CODE	BODY STYLE
54A	52	Meteor 4-Door Sedan (800)
54B	62	Monterey 4-Door Sedan
58A	42	Meteor 4-Door Sedan (600)
62A	51	Meteor 2-Door Sedan (800)
64A	41	Meteor 2-Door Sedan (600)
65A	57	Meteor 2-Door Hardtop (800)
65B	67	Monterey 2-Door Hardtop
75A	54	Meteor 4-Door Hardtop (800)
75B	64	Monterey 4-Door Hardtop
76A	65	Monterey Convertible
71A	74	Commuter 4-Door (6 or 9 Passenger)
71B	76	Colony Park 4-Door (6 or 9 Passenger)

## VEHICLE DATE CODES

CODE	*CODE	MONTH
A	N	January
B	P	February
C	Q	March
D	R	April
E	S	May
F	T	June
G	U	July
H	V	August
J	W	September
K	X	October
L	Y	November
M	Z	December

\*2 Year Code Letters To Be Used if 1961 Models Exceed 12 Months.

## AXLE CODES

NON-LOCKING DIFF.	RATIO	LOCKING DIFF.
1	3.56:1	A
2	3.89:1	B
3	3.10:1	C
6	3.00:1	F
8	2.91:1	—

## ENGINE CODES

CODE	ENGINE TYPE
V	223—C.I.D. 6 Cyl., 1-V Carb.
W	292—C.I.D. 8 Cyl., 2-V Carb.
X	352—C.I.D. 8 Cyl., 2-V Carb.
Z	390—C.I.D. 8 Cyl., 4-V Carb.
T	292—C.I.D. 8 Cyl., 2-V Carb. (Low Comp. 84 Oct.)
R	390—C.I.D. 8 Cyl., 4-V Carb. (Low Comp. 84 Oct.)

## TRANSMISSION CODES

CODE	TRANSMISSION TYPE
1	Standard (S/T)
2	Overdrive (O/D)
3	Two Speed Automatic (2/S)
4	Dual Range Automatic (D/R)
C	Single Range Automatic (S/R)




**BUY IT NOW!**

Click Here To Order




# 1961 COMET MODEL IDENTIFICATION

PASSENGER  
2-DOOR OR 4-DOOR



STATION WAGON  
2-DOOR OR 4-DOOR



BODY CODE	BODY STYLE
54A	4-Door Sedan
59A	2-Door Station Wagon
62A	2-Door Sedan
71A	4-Door Station Wagon
62A	2-Door Sedan (S-22)



**BUY IT NOW!**

**Click Here To Order** 



# 1961 COMET PATENT PLATE INFORMATION

The following breakdown of Codes will appear on the Patent Plate according to the build-up of each vehicle.

## BODY STYLE CODES

BODY CODE	SERIES CODE	BODY STYLE
62A	11	2-Door Sedan
54A	12	4-Door Sedan
62A	17	2-Door Sedan (S-22)
59A	21	2-Door Station Wagon
71A	22	4-Door Station Wagon

## VEHICLE DATE CODES

CODE	*CODE	MONTH
A	N	January
B	P	February
C	Q	March
D	R	April
E	S	May
F	T	June
G	U	July
H	V	August
J	W	September
K	X	October
L	Y	November
M	Z	December

\*2 year code letters to be used if 1961 models exceed 12 months

## ENGINE CODES

CODE	ENGINE TYPE
S	6 Cyl. OHV 144 C.I.D.
D	6 Cyl. OHV 144 C.I.D. (Comp. 84 Octane)
E	6 Cyl. 170 C.I.D. (Low Comp. 84 Octane)
U	6 Cyl. OHV 170 C.I.D.

## EXTERIOR PAINT CODES

(A "No Punch" In Paint Code Space Designates Special Paint)

CODE	COLOR	SPEC. NBR.
A	Presidential Black	M30J-1724
C#	Turquoise Mist	M30J-1139
D	Blue Haze	M30J-1361
E*	Saxon Green Metallic	M30J-1364
H	Empress Blue Metallic	M30J-1367
J	Signal Red	M30J-1232
K#	Golden Bronze Metallic	M30J-1369
M	Sultana White	M30J-1238
Q	Sheffield Gray Metallic	M30J-1371
R	Columbia Blue Metallic	M30J-1372
S*	Green Frost	M30J-1373
W	Regency Turquoise Metallic	M30J-1385

(All Colors Used On All Models Except As Noted)

\*Use On All Models Except 62A (S-22)

# Used on Model 62A (S-22) Only

## TRANSMISSION CODES

CODE	TRANSMISSION TYPE
1	Standard
3	Automatic

## REAR AXLE CODES

CODE	RATIO
3	3.10:1
4	4.00:1
5	3.20:1
J	3.50:1




**BUY IT NOW!**


**Click Here To Order**



# 1961 LINCOLN CONTINENTAL MODEL IDENTIFICATION



SEDAN OR HARDTOP



CONVERTIBLE

BODY CODE	BODY STYLE
53A	Lincoln Continental 4-Door Sedan
74A	Lincoln Continental 4-Door Convertible



**BUY IT NOW!**

**Click Here To Order** 



# 1961 LINCOLN CONTINENTAL PATENT PLATE INFORMATION

The following breakdown of Codes will appear on the Patent Plate according to the build-up of each vehicle

## BODY STYLE CODES

BODY CODE	SERIES CODE	BODY STYLE
53A	82	Lincoln Continental 4-Door Sedan
57C	84	Lincoln Continental 4-Door Hardtop
74A	86	Lincoln Continental 4-Door Convertible

## TRANSMISSION CODE

CODE	TRANSMISSION TYPE
4	AUTOMATIC DUAL RANGE

## REAR AXLE CODE

NON-LOCKING DIFF.	RATIO	LOCKING DIFF.
7	2.89:1	G

## VEHICLE DATE CODES

CODE	*CODE	MONTH
A	N	January
B	P	February
C	Q	March
D	R	April
E	S	May
F	T	June
G	U	July
H	V	August
J	W	September
K	X	October
L	Y	November
M	Z	December

*\*To be used if 1961 model exceeds 12 months.*

## EXTERIOR PAINT CODES

(A "No Punch" in the paint color space indicates Special Paint)

CODE	COLOR	SPEC. NBR.
A	Presidential Black	M-30J-1724
B	Royal Red Metallic	M-30J-1368
C	Turquoise Mist	M-30J-1139
D	Blue Haze	M-30J-1361
E	Saxon Green Metallic	M-30J-1364
F	Sunburst Yellow	M-30J-1366
H	Empress Blue Metallic	M-30J-1367
K	Crystal Green	M-30J-1430
M	Sultana White	M-30J-1238
N	Platinum	M-30J-921
I	Green Velvet Metallic	M-30J-1426
P	Executive Gray Metallic	M-30J-1370
Q	Sheffield Gray Metallic	M-30J-1371
R	Columbia Blue Haze	M-30J-1372
T	Honey Beige	M-30J-1383
U	Rose Glow Metallic	M-30J-1266
V	Summer Rose	M-30J-1265
W	Regency Turquoise Metallic	M-30J-1385
X	Black Cherry	M-30J-1444
Y	Briar Brown Metallic	M-30J-1425
Z	Desert Frost	M-30J-1427

## ENGINE CODE

CODE	ENGINE TYPE
H	430 C.I.D. 8 CYL.-2V
K	430 C.I.D. 8 CYL.-2V-LOW COMP. 84 OCTANE



**BUY IT NOW!**

Click Here To Order

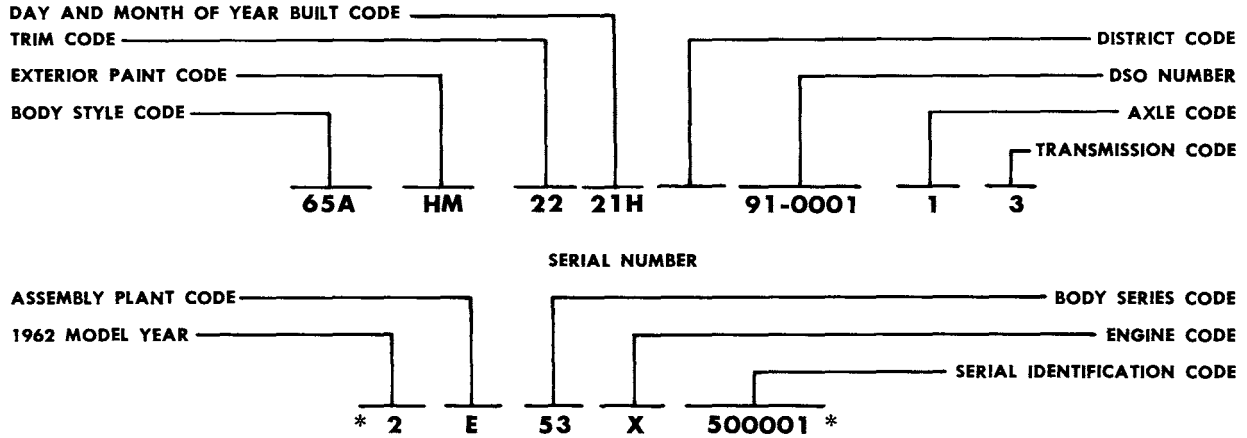


# TYPICAL 1962 PATENT PLATE INFORMATION

The Patent Plate is riveted to the front body pillar between the front door hinges on the Lincoln and Mercury. The Comet Patent Plate is riveted to the left front door below the door lock. The Patent Plate includes information relative to the type of engine, axle, transmission, trim (exterior and interior), and body style of the vehicle. It also includes the date (day, month and year), place manufactured, and the code number of the district ordering the unit.

★ When a numerical suffix is placed after the trim code (see patent plate illustration), the Deviation Trim Set is not serviced, and if an alphabetical suffix is placed after the trim code the Deviation Trim Set is to be serviced.

## PATENT PLATE DIAGRAM



BODY	COLOR	TRIM	DATE	DSO	AXLE	TRANS
65A	HM	22	21H	91-0001	1	3

MADE IN U.S.A. BY FORD MOTOR COMPANY

SERIAL NUMBER  
\*2E53X500001\*

**Mercury**  
**MONTEREY**

THIS VEHICLE IS CONSTRUCTED UNDER UNITED STATES LETTER PATENTS

2 590 719	2 698 012	2 789 621	2 906 140	2 932 291
2 612 829	2 726 894	2 793 532	2 908 262	2 947 373
2 617 681	2 735 673	2 810 447	2 923 830	2 973 670
2 677 572	2 773 396	2 876 759	2 925 159	2 975 775
2 683 578	2 782 722	2 886 341	2 929 652	

OTHER PATENTS PENDING

★  
NS TRIM CODE  
22 1

★  
SERVICED TRIM CODE  
22 A

THE FOLLOWING DEFINES THE VARIOUS CODES USED ON THE PATENT PLATE:

ASSEMBLY PLANT CODES			
CODE	ASSEMBLY PLANT	CODE	ASSEMBLY PLANT
E	Mahwah	R	San Jose
F	Dearborn	T	Metuchen
H	Lorain	W	Wayne
J	Los Angeles	Y	Wixom
K	Kansas City	Z	St. Louis

### SOFT TRIM SCHEME CODES

REFER TO: The Master Price & Reference List Form MD-4230

### DISTRICT CODE

Effective February 1962 the Code Number of the District ordering the unit will be reflected in the DSO space on all units.

Refer to: The Master Price & Reference List Form MD-4230 for District Reference Number.



**BUY IT NOW!**


Click Here To Order

XVIII




# 1962 MERCURY MODEL IDENTIFICATION


MERCURY  
2-DOOR



MERCURY  
4-DOOR



COLONY PARK  
OR  
COMMUTER



BODY CODE	BODY STYLE	BODY CODE	BODY STYLE
54A	4-Door Sedan	71A	4-Door Commuter Station Wagon (6-Passenger)
54B	4-Door Sedan—Custom	71B	4-Door Colony Park Station Wagon (6 Passenger)
62A	2-Door Sedan	71C	4-Door Commuter Station Wagon (9 Passenger)
65A	2-Door Sedan Hardtop	71D	4-Door Colony Park Station Wagon (9 Passenger)
65B	2-Door Sedan Hardtop—Custom		
65C	2-Door "S-55" Hardtop		
75A	4-Door Sedan Hardtop		
75B	4-Door Sedan Hardtop—Custom		
76A	2-Door Convertible		
76B	2-Door "S-55" Convertible		



**BUY IT NOW!**

**Click Here To Order**



# 1962 MERCURY PATENT PLATE INFORMATION

The following breakdown of Codes will appear on the Patent Plate according to the build-up of each vehicle.

## EXTERIOR PAINT CODES

(A "No Punch" In Paint Code Space Designates Special Paint)

CODE	COLOR	SPEC. NBR.
A	Presidential Black	M30J—1724
B	Medium Turquoise	M30J—1613
D	Ocean Turquoise	M30J—1451
E	Pacific Blue Metallic	M30J—1448
F	Sea Blue	M30J—1449
H	Blue Satin	M30J—1447
I	Castilian Gold	M30J—1459
J	Carnival Red	M30J—1515
K	Light Aqua	M30J—1452
L	Teaberry	M30J—1458
M	Sultana White	M30J—1238
P	Scotch Green	M30J—1454
Q	Sheffield Gray Metallic	M30J—1371
R	Jamaica Yellow	M30J—1456
T	Champagne	M30J—1543
U	Velvet Turquoise	M30J—1450
X	Black Cherry	M30J—1444
Z	Desert Frost	M30J—1427

## TRANSMISSION CODES

CODE	TRANSMISSION TYPE
1	Standard (3-Speed) (S/T)
2	Overdrive (O/D)
3	Two Speed Automatic (2/S)
4	Dual Range Automatic (D/R)
5	Standard (4-Speed) (4/S)

## ENGINE CODES

CODE	ENGINE TYPE
V	223—C.I.D. 6 Cyl., 1-V Carb.
W	292—C.I.D. 8 Cyl., 2-V Carb.
X	352—C.I.D. 8 Cyl., 2-V Carb.
Z	390—C.I.D. 8 Cyl., 4-V Carb.
P	390—C.I.D. 8 Cyl., 4-V Carb. Interceptor RPO
T	292—C.I.D. 8 Cyl., 2-V Carb. (Low Comp. 84 Oct.)
R	390—C.I.D. 8 Cyl., 4-V Carb. (Low Comp. 84 Oct.)
B	406—C.I.D. 8 Cyl., 4-V Carb.
G	406—C.I.D. 8 Cyl., 6-V Carb.

## BODY STYLE CODES

BODY CODE	SERIES CODE	BODY STYLE
54A	52	4-Door Sedan—C/P
54B	62	4-Door Sedan—Custom—C/P
62A	51	2-Door Sedan
65A	53	2-Door Hardtop
65B	63	2-Door Hardtop—Custom
65C	67	2-Door "S-55" Hardtop
75A	54	4-Door Hardtop
75B	64	4-Door Hardtop—Custom
76A	65	2-Door Convertible
76B	69	2-Door "S-55" Convertible
71A	72	4-Door Commuter Station Wagon (6 Passenger)
71B	76	4-Door Colony Park Station Wagon—Custom (6 Passenger)
71C	72	4-Door Commuter Station Wagon (9 Passenger)
71D	76	4-Door Colony Park Station Wagon—Custom (9 Passenger)

## REAR AXLE CODES

NON-LOCKING DIFF.	RATIO	LOCKING DIFF.
1	3.00:1	A
5	3.50:1	
6	3.56:1	B
7	3.80:1	
8	3.89:1	F

## VEHICLE DATE CODES

CODE	*CODE	MONTH
A	N	January
B	P	February
C	Q	March
D	R	April
E	S	May
F	T	June
G	U	July
H	V	August
J	W	September
K	X	October
L	Y	November
M	Z	December

\*2 Year Code Letters To Be Used if 1962 Models Exceed 12 Months.




**BUY IT NOW!**

Click Here To Order


XX



# 1962 METEOR MODEL IDENTIFICATION



2-DOOR SEDAN



4-DOOR SEDAN

BODY CODE	BODY STYLE
54A	4-Door Sedan
54B	4-Door Sedan—Custom
62A	2-Door Sedan
62B	2-Door Sedan—Custom
62C	2-Door Sedan—(S-33)



**BUY IT NOW!**

**Click Here To Order**



# 1962 METEOR PATENT PLATE INFORMATION

The following breakdown of Codes will appear on the Patent Plate according to the build-up of each vehicle.

## BODY STYLE CODES

STYLE CODE	SERIES CODE	BODY STYLE
54A	32	4 Door Sedan
54B	42	4 Door Sedan—Custom
62A	31	2 Door Sedan
62B	41	2 Door Sedan—Custom
62C	47	2 Door Sedan—(S-33)

## ENGINE CODES

CODE	ENGINE TYPE
U	6 CYL. OHV 170 C.I.D. 1V
E	6 CYL. OHV 170 C.I.D. 1V (Low Comp.)
L	8 CYL. OHV 221 C.I.D. 2-V
C	8 CYL. OHV 221 C.I.D. 2-V (Low Comp.)
F	8 CYL. OHV 260 C.I.D. 2V

## TRANSMISSION CODES

CODE	TRANSMISSION TYPE
1	Standard
2	Overdrive
3	Automatic

## REAR AXLE CODES

CODE	RATIO
1	3.00:1
4	3.25:1
5	3.50:1

## EXTERIOR PAINT CODES

(A "No Punch" In Paint Code Space Designates Special Paint)

CODE	COLOR	SPEC. NBR.
A	Presidential Black	M30J-1724
B	Medium Turquoise	M30J-1613
D	Ocean Turquoise Metallic	M30J-1451
E	Pacific Blue Metallic	M30J-1448
F	Sea Blue	M30J-1449
J	Carnival Red	M30J-1515
K	Light Aqua	M30J-1452
H	Blue Satin Metallic	M30J-1447
I	Castilian Gold	M30J-1459
M	Sultana White	M30J-1238
P	Scotch Green	M30J-1454
Q	Sheffield Gray Metallic	M30J-1371
R	Jamaica Yellow	M30J-1456
T	Champagne	M30J-1543
X	Black Cherry Metallic	M30J-1444
Z	Desert Frost Metallic	M30J-1427

## VEHICLE DATE CODES

CODE	*CODE	MONTH
A	N	January
B	P	February
C	Q	March
D	R	April
E	S	May
F	T	June
G	U	July
H	V	August
J	W	September
K	X	October
L	Y	November
M	Z	December

\*2 year code letters to be used if 1962 models exceed 12 months




**BUY IT NOW!**


**Click Here To Order**



# 1962 COMET MODEL IDENTIFICATION



PASSENGER  
2-DOOR OR 4-DOOR



STATION WAGON  
2-DOOR OR 4-DOOR

BODY CODE	BODY STYLE
54A	4-Door Sedan
54B	4-Door Sedan—Custom
62A	2-Door Sedan
62B	2-Door Sedan—Custom
62C	2-Door Sedan—Special (S-22)
59A	2-Door Station Wagon
59B	2-Door Station Wagon—Custom
71A	4-Door Station Wagon
71B	4-Door Station Wagon—Custom
71C	4-Door Station Wagon—Villager
71D	4-Door Station Wagon—Villager Bucket Seat



**BUY IT NOW!**

**Click Here To Order**



# 1962 COMET PATENT PLATE INFORMATION

The following breakdown of Codes will appear on the Patent Plate according to the build-up of each vehicle.

## BODY STYLE CODES

BODY CODE	SERIES CODE	BODY STYLE
54A	02	4 Door Sedan—C/P
54B	12	4 Door Sedan—Custom—C/P
62A	01	2 Door Sedan—C/P
62B	11	2 Door Sedan—Custom—C/P
62C	17	2 Door Sedan—Special (S-22)
59A	21	2 Door Station Wagon
59B	23	2 Door Station Wagon—Custom
71A	22	4 Door Station Wagon
71B	24	4 Door Station Wagon—Custom
71C	26	4 Door Station Wagon—Villager
71D	26	4 Door Station Wagon—Villager Bucket Seat

## ENGINE CODES

CODE	ENGINE TYPE
S	6 CYL. OHV 144 C.I.D.
D	6 CYL. OHV 144 C.I.D. (Low Comp.)
E	6 CYL. OHV 170 C.I.D. (Low Comp.)
U	6 CYL. OHV 170 C.I.D.

## TRANSMISSION CODES

CODE	TRANSMISSION TYPE
1	Standard
3	Automatic

## REAR AXLE CODES

CODE	RATIO
3	3.20:1
5	3.50:1
9	4.00:1

## EXTERIOR PAINT CODES

(A "No Punch" In Paint Code Space Designates Special Paint)

CODE	COLOR	SPEC. NBR.
A	Presidential Black	M30J-1724
B	Medium Turquoise	M30J-1613
D	Ocean Turquoise Metallic	M30J-1451
E	Pacific Blue Metallic	M30J-1448
F	Sea Blue	M30J-1449
J	Carnival Red	M30J-1515
K	Light Aqua	M30J-1452
H	Blue Satin Metallic	M30J-1447
I	Castilian Gold	M30J-1459
M	Sultana White	M30J-1238
P	Scotch Green	M30J-1454
Q	Sheffield Gray Metallic	M30J-1371
R	Jamaica Yellow	M30J-1456
T	Champagne	M30J-1543
X	Black Cherry Metallic	M30J-1444
Z	Desert Frost Metallic	M30J-1427

## VEHICLE DATE CODES

CODE	*CODE	MONTH
A	N	January
B	P	February
C	Q	March
D	R	April
E	S	May
F	T	June
G	U	July
H	V	August
J	W	September
K	X	October
L	Y	November
M	Z	December

\*2 year code letters to be used if 1962 models exceed 12 months





**BUY IT NOW!**

**Click Here To Order**



# 1962 LINCOLN CONTINENTAL MODEL IDENTIFICATION

SEDAN



CONVERTIBLE

BODY CODE	BODY STYLE
53	Lincoln Continental 4-Door Sedan
74	Lincoln Continental 4-Door Convertible



**BUY IT NOW!**

**Click Here To Order**



# 1962 LINCOLN CONTINENTAL PATENT PLATE INFORMATION

The following breakdown of Codes will appear on the Patent Plate according to the build-up of each vehicle

## BODY STYLE CODES

BODY CODE	SERIES CODE	BODY STYLE
53A	82	Lincoln Continental 4-Door Sedan
74A	86	Lincoln Continental 4-Door Convertible

## TRANSMISSION CODE

CODE	TRANSMISSION TYPE
4	AUTOMATIC DUAL RANGE

## REAR AXLE CODE

NON-LOCKING DIFF.	RATIO	LOCKING DIFF.
I	2:89:1	A

## VEHICLE DATE CODES

CODE	*CODE	MONTH
A	N	January
B	P	February
C	Q	March
D	R	April
E	S	May
F	T	June
G	U	July
H	V	August
J	W	September
K	X	October
L	Y	November
M	Z	December

*\*To be used if 1962 model exceeds 12 months*

## EXTERIOR PAINT CODES

(A "No Punch" in the paint color space indicates Special Paint)

CODE	COLOR	SPEC. NBR.
A	Presidential Black	M30J-1724
B	Royal Red	M30J-1368
C	Oxford Gray	M30J-1445
D	Riviera Turquoise	M30J-1070
E	Bermuda Blue	M30J-1269
F	Powder Blue	M30J-1226
G	Silver Mink	M30J-1446
H	Nocturne Blue	M30J-1544
I	Castilian Gold	M30J-1459
L	Teaberry	M30J-1458
M	Sultana White	M30J-1238
N	Platinum	M30J-921
P	Scotch Green	M30J-1454
R	Jamaica Yellow	M30J-1456
S	Highlander Green	M30J-1453
T	Champagne	M30J-1543
U	Velvet Turquoise	M30J-1450
V	Chestnut	M30J-1470
X	Black Cherry	M30J-1444
Z	Desert Frost	M30J-1427

## ENGINE CODE

CODE	ENGINE TYPE
H	430 C.I.D. 8 CYL.-2V
K	430 C.I.D. 8 CYL.-2V-LOW COMPRESSION 84 OCTANE



**BUY IT NOW!**

Click Here To Order

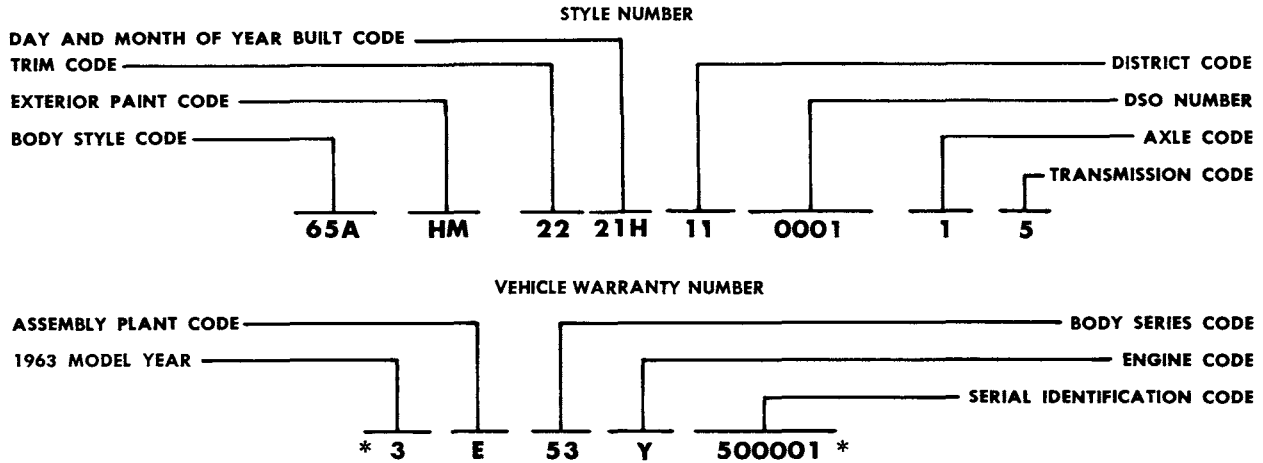


# TYPICAL 1963 WARRANTY PLATE INFORMATION

The Warranty Plate is riveted to the left front door below the door lock. The Warranty Plate includes information relative to the type of engine, axle, transmission, trim (exterior and interior), and body style of the vehicle. It also includes the date (day, month and year) and place of manufacture.

★When a numerical suffix is placed after the trim code (see Warranty Plate illustration), the Deviation Trim Set is not serviced, and if an alphabetical suffix is placed after the trim code the Deviation Trim Set is to be serviced.

## WARRANTY PLATE DIAGRAM



BODY	COLOR	TRIM	DATE	DSO	AXLE	TRANS
65A	HM	22	21H	11	0001	1 5

VEHICLE WARRANTY NUMBER  
**3E53Y 500001**

**MERCURY**  
**MONTEREY**

NOT FOR TITLE OR REGISTRATION PURPOSES

THIS VEHICLE IS MANUFACTURED UNDER UNITED STATES AND FOREIGN PATENTS AND PATENT APPLICATIONS

A PRODUCT OF MOTOR COMPANY MADE IN U.S.A.

★  
 NS TRIM CODE  
 22 1

★  
 SERVICED TRIM CODE  
 22 A

### ASSEMBLY PLANT CODES

CODE	ASSEMBLY PLT.	CODE	ASSEMBLY PLT.
E	Mahwah	R	San Jose
F	Dearborn	T	Metuchen
H	Lorain	W	Wayne
J	Los Angeles	Y	Wixom
K	Kansas City	Z	St. Louis

### SOFT TRIM SCHEME CODES

REFER TO: The Master Price & Reference List, Form MD-4230

### DISTRICT CODES

Refer to: Soft Trim Section of Master Price & Reference List Form MD-4230.





**BUY IT NOW!**

**Click Here To Order**




# 1963 MERCURY MODEL IDENTIFICATION

PASSENGER  
2-DOOR OR 4-DOOR



CONVERTIBLE



STATION WAGON

BODY CODE	BODY STYLE	BODY CODE	BODY STYLE
54A	4-Door Sedan	71B	4-Door Colony Park Station Wagon (6 Passenger)
54B	4-Door Sedan—Custom	71D	4-Door Colony Park Station Wagon (9 Passenger)
62A	2-Door Sedan	75A	4-Door Sedan Hardtop
63B	2-Door Fastback Hardtop—Custom	75B	4-Door Sedan Hardtop—Custom
63C	2-Door "S-55" Fastback Hardtop	75C	4-Door "S-55" Hardtop
65A	2-Door Sedan Hardtop	76A	2-Door Convertible
65B	2-Door Sedan Hardtop—Custom	76B	2-Door "S-55" Convertible
65C	2-Door "S-55" Hardtop		



**BUY IT NOW!**

**Click Here To Order**



# 1963 MERCURY WARRANTY PLATE INFORMATION

The following breakdown of Codes will appear on the Warranty Plate according to the build-up of each vehicle.

## EXTERIOR PAINT CODES

(A "No Punch" In Paint Code Space Designates Special Paint)

CODE	COLOR	*SPEC. NBR.
A	Presidential Black	M30J-1724
B	Peacock Turquoise	M30J-1613
D	Ocean Turquoise	M30J-1451
E	Pacific Blue Metallic	M30J-1448
H	Blue Satin	M30J-1447
I	Castilian Gold	M30J-1459
J	Carnival Red	M30J-1515
M	Sultana White	M30J-1238
P	Scotch Green	M30J-1454
R	Jamaica Yellow	M30J-1456
T	Champagne	M30J-1543
W	Pink Frost	M30J-1555
X	Black Cherry	M30J-1444
Y	Cascade Blue	M30J-1553
Z	Desert Frost	M30J-1427

\*M-32J Acrylic Enamel is Alternate with M-30J Enamel

## TRANSMISSION CODES

CODE	TRANSMISSION TYPE
1	Standard (3-Speed) (3/S)
4	Dual Range Automatic (D/R)
5	Standard (4-Speed) (4/S)

## ENGINE CODES

CODE	ENGINE TYPE
Y	8 Cyl.—390 C.I.D., 2-V Carb.
Z	8 Cyl.—390 C.I.D., 4-V Carb.
P	8 Cyl.—390 C.I.D., 4-V Carb. Interceptor
9	8 Cyl.—390 C.I.D., 4-V Carb. (Low Comp.)
B	8 Cyl.—406 C.I.D., 4-V Carb.
G	8 Cyl.—406 C.I.D., 6-V Carb.
Q	8 Cyl.—427 C.I.D., 4-V Carb.
R	8 Cyl.—427 C.I.D., 8-V Carb.

## BODY STYLE CODES

BODY CODE	SERIES CODE	BODY STYLE
54A	52	4-Door Sedan—C/P
54B	62	4-Door Sedan—Custom—C/P
62A	51	2-Door Sedan
63B	66	2-Door Fastback Hardtop—Custom
63C	68	2-Door "S-55" Fastback Hardtop
65A	53	2-Door Hardtop
65B	63	2-Door Hardtop—Custom
65C	67	2-Door "S-55" Hardtop
75A	54	4-Door Hardtop
75B	64	4-Door Hardtop—Custom
75C	60	4-Door "S-55" Hardtop
76A	65	2-Door Convertible
76B	69	2-Door "S-55" Convertible
71B	76	4-Door Colony Park Station Wagon—Custom (6 Passenger)
71D	76	4-Door Colony Park Station Wagon—Custom (9 Passenger)

## REAR AXLE CODES

NON-LOCKING DIFF.	RATIO	LOCKING DIFF.
1	3.00:1	A
5	3.50:1	E
8	3.89:1	H
9	4.11:1	I

## VEHICLE DATE CODES

CODE	*CODE	MONTH
A	N	January
B	P	February
C	Q	March
D	R	April
E	S	May
F	T	June
G	U	July
H	V	August
J	W	September
K	X	October
L	Y	November
M	Z	December

\*2 Year Code Letters To Be Used if 1963 Models Exceed 12 Months.




**BUY IT NOW!**


**Click Here To Order**




# 1963 METEOR MODEL IDENTIFICATION



2-DOOR SEDAN



STATION WAGON



4-DOOR SEDAN

BODY CODE	BODY STYLE	BODY CODE	BODY STYLE
54A	4-Door Sedan	71B	4-Door Station Wagon—6 Passenger
54B	4-Door Sedan—Custom	71C	4-Door Station Wagon—8 Passenger
62A	2-Door Sedan	71D	4-Door Station Wagon—Country Cruiser—6 Passenger
62B	2-Door Sedan—Custom	71E	4-Door Station Wagon—Custom—6 Passenger
65A	2-Door Hardtop—Custom	71F	4-Door Station Wagon—Country Cruiser—8 Passenger
65B	2-Door "S33" Hardtop—Custom		
71A	4-Door Station Wagon—Custom—8 Passenger		



**BUY IT NOW!**

**Click Here To Order**



XXX



# 1963 METEOR WARRANTY PLATE INFORMATION

The following breakdown of Codes will appear on the Warranty Plate according to the build-up of each vehicle.

## BODY STYLE CODES

BODY CODE	SERIES CODE	BODY STYLE
54A	32	4 Door Sedan
54B	42	4 Door Sedan—Custom
62A	31	2 Door Sedan
62B	41	2 Door Sedan—Custom
65A	43	2 Door Hardtop—Custom
65B	47	2 Door "S-33" Hardtop—Custom
71A	48	4 Door Station Wagon—Custom (8 Passenger)
71B	38	4 Door Station Wagon (6 Pass.)
71C	38	4 Door Station Wagon (8 Pass.)
71D	49	4 Door Station Wagon—Country Cruiser (6 Passenger)
71E	48	4 Door Station Wagon—Custom (6 Passenger)
71F	49	4 Door Station Wagon—Country Cruiser (8 Passenger)

## ENGINE CODES

CODE	ENGINE TYPE
U	6 CYL.—170 C.I.D., 1-V CARB.
4	6 CYL.—170 C.I.D., 1-V CARB. (Low Comp.)
T	6 CYL.—200 C.I.D., 1-V CARB.
L	8 CYL.—221 C.I.D., 2-4 CARB.
3	8 CYL.—221 C.I.D., 2-V CARB. (Low Comp.)
F	8 CYL.—260 C.I.D., 2-V CARB.
8	8 CYL.—260 C.I.D., 2-V CARB. (Low Comp.)

## TRANSMISSION CODES

CODE	TRANSMISSION TYPE
1	Standard (3 Speed) (3/S)
2	Overdrive (O/D)
3	Automatic (2 Speed) (2/S)
5	Standard (4 Speed) (4/S)

## REAR AXLE CODES

CODE	RATIO
1	3.00:1
4	3.25:1
5	3.50:1
7	3.80:1

## EXTERIOR PAINT CODES

(A "No Punch" In Paint Code Space Designates Special Paint)

CODE	COLOR	*SPEC. NBR.
A	Presidential Black	M30J-1724
B	Peacock Turquoise	M30J-1613
D	Ocean Turquoise Metallic	M30J-1451
E	Pacific Blue Metallic	M30J-1448
F	Sea Blue	M30J-1449
J	Carnival Red	M30J-1515
K	Light Aqua	M30J-1452
H	Blue Satin Metallic	M30J-1447
I	Castilian Gold	M30J-1459
M	Sultana White	M30J-1238
P	Scotch Green	M30J-1454
Q	Sheffield Gray Metallic	M30J-1371
R	Jamaica Yellow	M30J-1456
T	Champagne	M30J-1543
W	Pink Frost	M30J-1555
X	Black Cherry Metallic	M30J-1444
Y	Cascade Blue	M30J-1553
Z	Desert Frost Metallic	M30J-1427

\*M-32J Acrylic Enamel is alternate with M-30J Enamel

## VEHICLE DATE CODE

CODE	*CODE	MONTH
A	N	January
B	P	February
C	Q	March
D	R	April
E	S	May
F	T	June
G	U	July
H	V	August
J	W	September
K	X	October
L	Y	November
M	Z	December

\*2 year code letters to be used if 1963 models exceed 12 months




**BUY IT NOW!**

**Click Here To Order**


XXXI




# 1963 COMET MODEL IDENTIFICATION



PASSENGER  
2-DOOR OR 4-DOOR



CONVERTIBLE



STATION WAGON  
2-DOOR OR 4-DOOR

BODY CODE	BODY STYLE	BODY CODE	BODY STYLE
54A	4-Door Sedan	59A	2-Door Station Wagon
54B	4-Door Sedan—Custom	59B	2-Door Station Wagon—Custom
62A	2-Door Sedan	71A	4-Door Station Wagon
62B	2-Door Sedan—Custom	71B	4-Door Station Wagon—Custom
62C	2-Door "S-22" Sedan	71C	4-Door Station Wagon—Villager
63B	2-Door Hardtop	71D	4-Door Station Wagon—Villager Bucket Seat
63C	2-Door "S-22" Hardtop		
76A	2-Door Convertible		
76B	2-Door "S-22" Convertible		



**BUY IT NOW!**

**Click Here To Order** 



# 1963 COMET WARRANTY PLATE INFORMATION

The following breakdown of Codes will appear on the Warranty Plate according to the build-up of each vehicle.

## BODY STYLE CODES

BODY CODE	SERIES CODE	BODY STYLE
54A	02	4 Door Sedan
54B	12	4 Door Sedan—Custom
59A	21	2 Door Station Wagon
59B	23	2 Door Station Wagon—Custom
62A	01	2 Door Sedan
62B	11	2 Door Sedan—Custom
62C	17	2 Door "S-22" Sedan
63B	17	2 Door Hardtop
63C	17	2 Door "S-22" Hardtop
71A	22	2 Door Station Wagon
71B	24	2 Door Station Wagon—Custom
71C	26	4 Door Station Wagon—Villager
71D	26	4 Door Station Wagon—Villager Bucket Seat
76A	15	2 Door Convertible
76B	15	2 Door "S-22" Convertible

## ENGINE CODES

CODE	ENGINE TYPE
S	6 CYL.—144 C.I.D., 1-V CARB.
2	6 CYL.—144 C.I.D., 1-V CARB. (Low Comp.)
U	6 CYL.—170 C.I.D., 1-V CARB.
4	6 CYL.—170 C.I.D., 1-V CARB. (Low Comp.)
F	8 CYL.—260 C.I.D., 2-V CARB.

## TRANSMISSION CODES

CODE	TRANSMISSION TYPE
1	Standard (3-Speed) (3/S)
3	Automatic (2-Speed) (2/S)
5	Standard (4-Speed) (4/S)

## REAR AXLE CODES

CODE	RATIO	CODE	RATIO
1	3.00:1	5	3.50:1
2	3.10:1	7	3.80:1
3	3.20:1	9	4.00:1
4	3.25:1		

## EXTERIOR PAINT CODES

(A "No Punch" In Paint Code Space Designates Special Paint)

CODE	COLOR	*SPEC. NBR.
A	Presidential Black	M30J-1724
B	Peacock Turquoise	M30J-1613
D	Ocean Turquoise Metallic	M30J-1451
E	Pacific Blue Metallic	M30J-1448
J	Carnival Red	M30J-1515
H	Blue Satin Metallic	M30J-1447
I	Castilian Gold	M30J-1459
M	Sultana White	M30J-1238
P	Scotch Green	M30J-1454
T	Champagne	M30J-1543
W	Pink Frost	M30J-1555
X	Black Cherry Metallic	M30J-1444
Y	Cascade Blue	M30J-1553
Z	Desert Frost Metallic	M30J-1427

\*M-32J Acrylic Enamel is alternate with M-30J Enamel.

## VEHICLE DATE CODES

CODE	*CODE	MONTH
A	N	January
B	P	February
C	Q	March
D	R	April
E	S	May
F	T	June
G	U	July
H	V	August
J	W	September
K	X	October
L	Y	November
M	Z	December

\*2 year code letters to be used if 1963 models exceed 12 months



**BUY IT NOW!**



Click Here To Order

XXXIII



# 1963 LINCOLN CONTINENTAL MODEL IDENTIFICATION

SEDAN



CONVERTIBLE

BODY CODE	BODY STYLE
53	Lincoln Continental 4-Door Sedan
74	Lincoln Continental 4-Door Convertible



**BUY IT NOW!**

**Click Here To Order**



XXXIV



# 1963 LINCOLN CONTINENTAL WARRANTY PLATE INFORMATION

The following breakdown of Codes will appear on the Warranty Plate:  
according to the build-up of each vehicle

## BODY STYLE CODES

BODY CODE	SERIES CODE	BODY STYLE
53	82	Lincoln Continental 4-Door Sedan
74	86	Lincoln Continental 4-Door Convertible

## TRANSMISSION CODE

CODE	TRANSMISSION TYPE
4	AUTOMATIC DUAL RANGE

## REAR AXLE CODE

NON-LOCKING DIFF.	RATIO	LOCKING DIFF.
I	2:89:1	A

## VEHICLE DATE CODES

CODE	*CODE	MONTH
A	N	January
B	P	February
C	Q	March
D	R	April
E	S	May
F	T	June
G	U	July
H	V	August
J	W	September
K	X	October
L	Y	November
M	Z	December

\*To be used if 1963 model exceeds 12 months

## EXTERIOR PAINT CODES

(A "No Punch" in the paint color space indicates Special Paint)

CODE	COLOR	*SPEC. NBR.
A	Black Satin	M30J-1724
C	Oxford Gray	M30J-1445
D	Riviera Turquoise	M30J-1070
E	Bermuda Blue	M30J-1269
G	Silver Mink	M30J-1446
H	Nocturne Blue	M30J-1544
I	Polynesian Gold	M30J-1459
L	Teaberry	M30J-1458
M	Ermine White	M30J-1238
N	Platinum	M30J-921
O	Inverness Green	M30J-1554
P	Scotch Green	M30J-1454
Q	Spanish Red	M30J-1552
R	Premier Yellow	M30J-1456
S	Highlander Green	M30J-1453
T	Nassau Beige	M30J-1543
W	Rose Metallic	M30J-1555
X	Burgundy Frost	M30J-1444
Z	Autumn Frost	M30J-1427

\*M-32J Acrylic Enamel is alternate with M-30J Enamel

## ENGINE CODE

CODE	ENGINE TYPE
N	430 C.I.D. 8 CYL.-4-V CARB.
7	430 C.I.D. 8 CYL.-4-V CARB. LOW COMPRESSION



**BUY IT NOW!**

Click Here To Order

XXXV

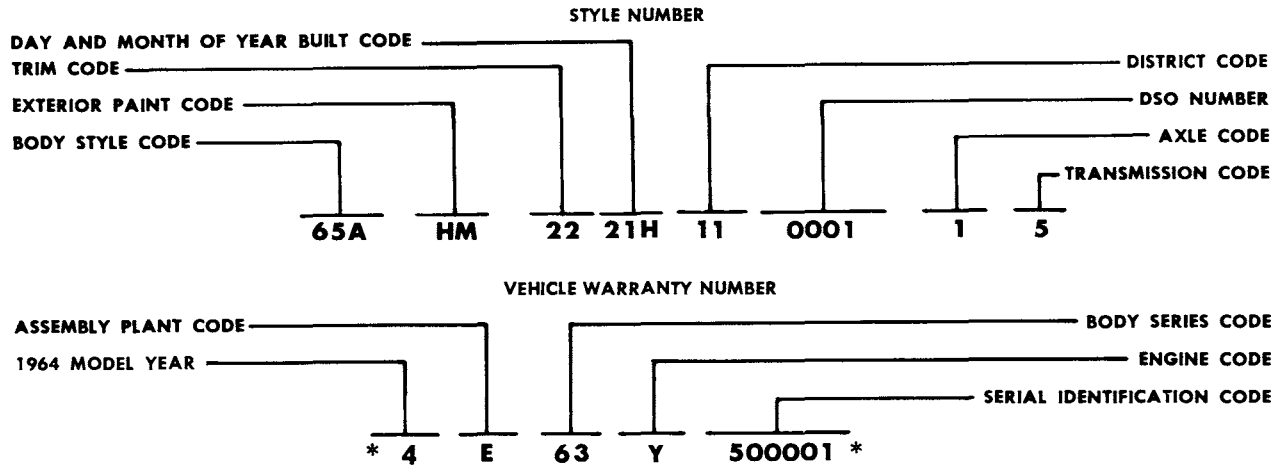


# TYPICAL 1964 WARRANTY PLATE INFORMATION

The Warranty Plate is riveted to the left front door below the door lock. The Warranty Plate includes information relative to the type of engine, axle, transmission, trim (exterior and interior), and body style of the vehicle. It also includes the date (day, month and year) and place of manufacture.

★When a numerical suffix is placed after the trim code (see Warranty Plate illustration), the Deviation Trim Set is not serviced, and if an alphabetical suffix is placed after the trim code the Deviation Trim Set is to be serviced.

## WARRANTY PLATE DIAGRAM



★  
NS TRIM CODE  
22 1

★  
SERVICED TRIM CODE  
22 A

## ASSEMBLY PLANT CODES

CODE	ASSEMBLY PLT.	CODE	ASSEMBLY PLT.
E	Mahwah	R	San Jose
F	Dearborn	T	Metuchen
H	Lorain	W	Wayne
J	Los Angeles	Y	Wixom
K	Kansas City	Z	St. Louis

## SOFT TRIM SCHEME CODES

REFER TO: The Master Price & Reference List,  
Form MD-4230

## DISTRICT CODES

Refer to: Soft Trim Section of Master Price & Reference List Form MD-4230.




**BUY IT NOW!**

**Click Here To Order**


XXXVI



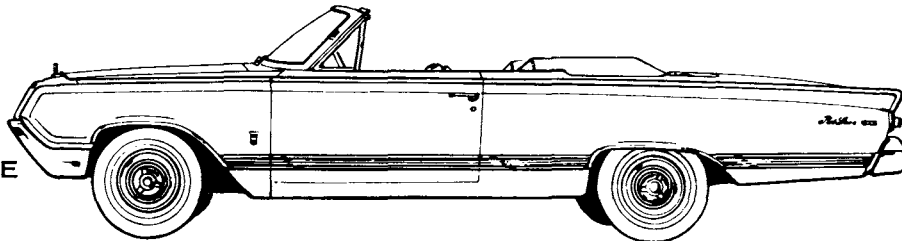
# 1964 MERCURY MODEL IDENTIFICATION




**MARAUDER**  
2-DOOR OR 4-DOOR



**PASSENGER**  
2-DOOR OR 4-DOOR



**CONVERTIBLE**  
2-DOOR



**STATION WAGON**  
4-DOOR

BODY CODE	BODY STYLE CODES	BODY CODE	BODY STYLE CODES
54A	4-Door Sedan (Monterey)	65A	2-Door Hardtop—Monterey
54B	4-Door Sedan (Montclair)	65B	2-Door Hardtop—Montclair
54F	4-Door Sedan (Parklane)	65C	2-Door Hardtop—Parklane (Bucket Seat)
57A	4-Door Hardtop-Fastback—Monterey	65F	2-Door Hardtop—Parklane
57C	4-Door Hardtop-Fastback—Parklane Marauder (Bucket Seat)	71A	4-Door—Commuter Station Wagon (6 passenger)
57D	4-Door Hardtop-Fastback—Montclair Marauder	71B	4-Door—Colony Park Station Wagon (6 passenger)
57F	4-Door Hardtop-Fastback—Parklane Marauder	71C	4-Door—Commuter Station Wagon (9 passenger)
62A	2-Door Sedan Monterey	71D	4-Door—Colony Park Station Wagon (9 passenger)
63A	2-Door Hardtop-Fastback—Monterey	75F	4-Door Hardtop—Parklane
63C	2-Door Hardtop-Fastback—Parklane Marauder (Bucket Seat)	76A	2-Door Convertible—Monterey
63D	2-Door Hardtop-Fastback—Montclair Marauder	76C	2-Door Convertible—Parklane (Bucket Seat)
63F	2-Door Hardtop-Fastback—Parklane	76F	2-Door Convertible—Parklane



**BUY IT NOW!**

**Click Here To Order**



# 1964 MERCURY WARRANTY PLATE INFORMATION

The following breakdown of Codes will appear on the Warranty Plate according to the build-up of each vehicle.

## EXTERIOR PAINT CODES

(A "No Punch" In Paint Code Space Designates Special Paint)

CODE	COLOR	*SPEC. NBR.
A	Onyx	M30J-1724
B	Peacock	M30J-1638
D	Silver Turquoise	M30J-1625
F	Pacific Blue	M30J-1622
G	Palomino	M30J-1636
I	Aztec Gold	M30J-1635
J	Carnival Red	M30J-1515
K	Anniversary Silver	M30J-1621
L	Bittersweet	M30J-1637
M	Polar White	M30J-1619
P	Pecan Frost	M30J-1738
R	Yellow Mist	M30J-1633
T	Fawn	M30J-1631
V	Maize	M30J-1729
W	Pink Frost	M30J-1555
X	Burgundy	M30J-1632
Y	Glacier Blue	M30J-1623
Z	Platinum Beige	M30J-1630

\*M-32J Acrylic Enamel is Alternate with M-30J Enamel

## TRANSMISSION CODES

CODE	TRANSMISSION TYPE
1	Standard (3-speed) (3/S)
2	Standard (3-Speed) O/D (O/D)
4	Dual Range Automatic (D/R)
5	Standard (4-Speed) (4/S)

## ENGINE CODES

CODE	ENGINE TYPE
Y	8 Cyl.—390 C.I.D., 2-V Carb. (Regular)
H	8 Cyl.—390 C.I.D., 2-V Carb (Special)
Z	8 Cyl.—390 C.I.D., 4-V Carb.
P	8 Cyl.—390 C.I.D., 4-V Carb. Police Special
P	8 Cyl.—390 C.I.D., 4-V Carb. (Interceptor) (Identified by Chrome Dress-up)
9	8 Cyl.—390 C.I.D., 4-V Carb. (Low Comp.)
M	8 Cyl.—396 C.I.D., 4-V Carb.
Q	8 Cyl.—427 C.I.D., 4-V Carb.
R	8 Cyl.—427 C.I.D., 8-V Carb.

## BODY STYLE CODES

BODY CODE	SERIES CODE	BODY STYLE CODES
54A	42	4-Door Sedan (Monterey)
54B	52	4-Door Sedan (Montclair)
54F	62	4-Door Sedan (Parklane)
57A	48	4-Door Hardtop-Fastback—Monterey
57C	68	4-Door Hardtop-Fastback—Parklane Marauder
57D	58	4-Door Hardtop-Fastback—Montclair Marauder
57F	68	4-Door Hardtop-Fastback—Parklane Marauder
62A	41	2-Door Sedan—Monterey
63A	47	2-Door Hardtop-Fastback—Monterey
63C	67	2-Door Hardtop-Fastback—Parklane Marauder (Bucket Seat)
63D	57	2-Door Hardtop-Fastback—Montclair Marauder
63F	67	2-Door Hardtop-Fastback—Parklane Marauder
65A	43	2-Door Hardtop—Monterey
65B	53	2-Door Hardtop—Montclair
65C	63	2-Door Hardtop—Parklane (Bucket Seat)
65F	63	2-Door Hardtop—Parklane
71A	72	4-Door—Commuter Station Wagon (6 passenger)
71B	76	4-Door—Colony Park Station Wagon (6 passenger)
71C	72	4-Door—Commuter Station Wagon (9 passenger)
71D	76	4-Door—Colony Park Station Wagon (9 passenger)
75F	64	4-Door Hardtop—Parklane
76A	45	2-Door Convertible—Monterey
76C	65	2-Door Convertible—Parklane (Bucket Seat)
76F	65	2-Door Convertible—Parklane

## REAR AXLE CODES

NON-LOCKING DIFF.	RATIO	LOCKING DIFF.
1	3.00:1	NOTE: Equi Lock Ratio's are identified by the comparable alphabetical equivalent of the numeric used on the regular Axle Ratio's i.e., 1=A, 5=E, Etc.
4	3.25 to 1	
5	3.50:1	
8	3.89:1	
9	4.11:1	

## VEHICLE DATE CODES

CODE	*CODE	MONTH
A	N	January
B	P	February
C	Q	March
D	R	April
E	S	May
F	T	June
G	U	July
H	V	August
J	W	September
K	X	October
L	Y	November
M	Z	December

\*2 Year Code Letters To Be Used if 1964 Models Exceed 12 Months.



**BUY IT NOW!**


Click Here To Order

XXXVIII




# 1964 COMET MODEL IDENTIFICATION


HARDTOP  
2-DOOR




PASSENGER  
2-DOOR OR 4-DOOR



CONVERTIBLE



STATION WAGON  
4-DOOR



BODY CODE	BODY STYLE	BODY CODE	BODY STYLE
54A	4-Door Sedan—202	63C	2-Door Hardtop—Caliente (Bucket Seat)
54B	4-Door Sedan—404	63D	2-Door Hardtop—Caliente
54C	4-Door Sedan—Caliente (Bucket Seat)	71A	4-Door Station Wagon—202
54D	4-Door Sedan—Caliente	71B	4-Door Station Wagon—404
62A	2-Door Sedan—202	71C	4-Door Station Wagon—404 (Wood Rail)
62B	2-Door Sedan—404	76B	2-Door Convertible—Caliente (Bucket Seat)
62C	2-Door Sedan—404 (Bucket Seat)	76D	2-Door Convertible—Caliente



**BUY IT NOW!**

**Click Here To Order**

XXXIX



# 1964 COMET WARRANTY PLATE INFORMATION

The following breakdown of Codes will appear on the Warranty Plate according to the build-up of each vehicle.

## BODY STYLE CODES

BODY CODE	SERIES CODE	BODY STYLE
54A	02	4-Door Sedan—202
54B	12	4-Door Sedan—404
54C	22	4-Door Sedan—Caliente (Bucket Seat)
54D	22	4-Door Sedan—Caliente
62A	01	2-Door Sedan—202
62B	11	2-Door Sedan—404
62C	11	2-Door Sedan—404 (Bucket Seat)
63C	23	2-Door Hardtop—Caliente (Bucket Seat)
63D	23	2-Door Hardtop—Caliente
63E	27	2-Door Hardtop—Cyclone (Bucket Seats)
71A	32	4-Door Station Wagon—202
71B	34	4-Door Station Wagon—404
71C	36	4-Door Station Wagon—404 (Wood Rail)
76B	25	2-Door Convertible—Caliente (Bucket Seat)
76D	25	2-Door Convertible—Caliente

## ENGINE CODES

CODE	ENGINE TYPE
U	6 CYL.—170 C.I.D., 1-V CARB.
4	6 CYL.—170 C.I.D., 1-V CARB. (Low Comp.)
T	6 CYL.—200 C.I.D., 1V CARB.
F	8 CYL.—260 C.I.D., 2-V CARB.
6	8 CYL.—260 C.I.D., 2V CARB. (Low Comp.)
D	8 CYL.—289 C.I.D., 4V CARB. (Special Performance) (Identified by Transistorized Ignition System)
K	8 CYL.—289 C.I.D., 4V CARB. (Cyclone) (Identified by Chrome Dress-up)

## REAR AXLE CODES

CODE	RATIO	CODE	RATIO
1	3.00:1	5	3.50:1
3	3.20:1	6	2.80:1
4	3.25:1		

NOTE: Equa Lock Ratios are identified by the comparable alphabetical equivalent of the numeric used on the regular Axle Ratios i.e., 1=A, 5=E, etc.

## TRANSMISSION CODES

CODE	TRANSMISSION TYPE
1	Standard (3-Speed) (3/S)
3	Automatic (2-Speed) (2/S)
5	Standard (4-Speed) (4/S)
6	Automatic (3-Speed) (D/R)—(XP)

## EXTERIOR PAINT CODES

(A "No Punch" In Paint Code Space Designates Special Paint)

CODE	COLOR	*SPEC. NBR.
A	Onyx	M30J-1724
B	Peacock	M30J-1638
D	Silver Turquoise	M30J-1625
F	Pacific Blue	M30J-1622
G	Palomino	M30J-1636
J	Carnival Red	M30J-1515
K	Anniversary Silver	M30J-1621
M	Polar White	M30J-1619
R	Yellow Mist	M30J-1633
T	Fawn	M30J-1631
X	Burgundy	M30J-1632
Y	Glacier Blue	M30J-1623
Z	Platinum Beige	M30J-1630

\*M-32J Acrylic Enamel is alternate with M-30J Enamel.

## VEHICLE DATE CODES

CODE	*CODE	MONTH
A	N	January
B	P	February
C	Q	March
D	R	April
E	S	May
F	T	June
G	U	July
H	V	August
J	W	September
K	X	October
L	Y	November
M	Z	December

\*2 year code letters to be used if 1964 models exceed 12 months




**BUY IT NOW!**

Click Here To Order


XL



# 1964 LINCOLN CONTINENTAL MODEL IDENTIFICATION



SEDAN



CONVERTIBLE

BODY CODE	BODY STYLE
53A	Lincoln Continental 4-Door Sedan
74A	Lincoln Continental 4-Door Convertible



**BUY IT NOW!**

**Click Here To Order**



# 1964 LINCOLN CONTINENTAL WARRANTY PLATE INFORMATION

The following breakdown of Codes will appear on the Warranty Plate:  
according to the build-up of each vehicle

## BODY STYLE CODES

BODY CODE	SERIES CODE	BODY STYLE
53A	82	Lincoln Continental 4-Door Sedan
74A	86	Lincoln Continental 4-Door Convertible

## TRANSMISSION CODE

CODE	TRANSMISSION TYPE
4	AUTOMATIC DUAL RANGE

## REAR AXLE CODE

NON-LOCKING DIFF.	RATIO	LOCKING DIFF.
1	2.89:1	NOTE: Equal Lock Ratios are identified by the comparable alphabetical equivalent of the numeric used on the regular Axle Ratios i.e., 1=A, 5=E, etc.
3	3.11:1	

## VEHICLE DATE CODES

CODE	*CODE	MONTH
A	N	January
B	P	February
C	Q	March
D	R	April
E	S	May
F	T	June
G	U	July
H	V	August
J	W	September
K	X	October
L	Y	November
M	Z	December

*\*To be used if 1964 model exceeds 12 months*

## EXTERIOR PAINT CODES

(A "No Punch" in the paint color space indicates Special Paint)

CODE	COLOR	*SPEC. NBR.
A	Black Satin	M32J-1724
C	Princeton Gray	M32J-1620
E	Silver Blue	M32J-1446
F	Powder Blue	M32J-1226
G	Buckskin	M32J-1636
H	Nocturne Blue	M32J-1544
J	Fiesta Red	M32J-1515
M	Arctic White	M32J-1619
N	Platinum	M32J- 921
O	Silver Green	M32J-1629
P	Burnish Bronze	M32J-1738
Q	Huron Blue	M32J-1624
R	Encino Yellow	M32J-1633
S	Highlander Green	M32J-1453
T	Desert Sand	M32J-1631
U	Regal Turquoise	M32J-1070
W	Rose	M32J-1555
X	Royal Maroon	M32J-1632
Z	Silver Sand	M32J-1630

## ENGINE CODE

CODE	ENGINE TYPE
N	8 CYL. 430 C.I.D.—4-V CARB.
7	8 CYL. 430 C.I.D.—4-V CARB. LOW COMPRESSION



**BUY IT NOW!**

Click Here To Order



# ABBREVIATIONS

accel.	.....	accelerator	c/pin	.....	cotter pin
A/cond. or A/C	.....	air conditioner	c/shaft	.....	crankshaft
adj.	.....	adjusting	cyl.	.....	cylinder
alum.	.....	aluminum	D/A	.....	double action
AM	.....	amplitude modulation	D. C.	.....	double contact
amp.	.....	ampere	def.	.....	defroster
approx.	.....	approximately	defl.	.....	deflector
AR	.....	as required	dia.	.....	diameter
assy.	.....	assembly	diaph.	.....	diaphragm
A/T	.....	automatic transmission	diff.	.....	differential
auto.	.....	automatic	dist.	.....	distributor
aux.	.....	auxiliary	dr.	.....	door
b. hd.	.....	button head	D/R	.....	dual range transmission
brg.	.....	bearing	econ.	.....	economizer
brkt.	.....	bracket	elect.	.....	electric
bshg.	.....	bushing	emer.	.....	emergency
B/U lamp	.....	back-up lamp	equip.	.....	equipment
bump.	.....	bumper	exh.	.....	exhaust
cap.	.....	capacity	ext.	.....	extension
carb.	.....	carburetor	ext.	.....	external
C. I.	.....	cast iron	fill. hd.	.....	fillister head
C. I. D.	.....	engine cubic inch displacement	fl. hd.	.....	flat head
comm.	.....	commercial	FM	.....	frequency modulation
comp.	.....	compression	fr. or frt.	.....	front
compt.	.....	compartment	ft.	.....	foot or feet
conn.	.....	connecting	ga.	.....	gauge
contr.	.....	connector	gal.	.....	gallon
coup. or cplg.	.....	coupling	gen.	.....	generator
C. P.	.....	candle power	gov.	.....	governor
			grmt.	.....	grommet



**BUY IT NOW!**

**Click Here To Order**



# ABBREVIATIONS - Continued

ret.	.....	retainer	S/W or sta. wagon	... station wagon
R. H. or R	.....	right hand	tap.	..... tapping
R. H. D.	.....	right hand drive	T'bird	..... Thunderbird
RPM	.....	revolutions per minute	temp.	..... temperature
R. P. O.	.....	regular production option	thrd. or thd.	..... thread
rr.	.....	rear	trans.	..... transmission
S. A.	.....	service in assembly	univ.	..... universal
S/A	.....	single action	univ./jt.	..... universal joint
S. C.	.....	single contact	U/S	..... undersize
S. D.	.....	service details	V	..... V-belt
sec.	.....	secondary	vac.	..... vacuum
spdl.	.....	spindle	vent	..... ventilator
spec.	.....	special	w/	..... with
spec. hd.	.....	special head	w/o	..... without
sprg.	.....	spring	W/S	..... windshield
sq.	.....	square	wshr.	..... washer
sq. hd.	.....	square head	2/S	..... two speed transmission
S/R	.....	single range transmission	3/S	..... three speed transmission
S/T	.....	standard transmission	4/S	..... four speed transmission
std.	.....	standard	1V	..... one venturi
strg.	.....	steering	2V	..... two venturi
supp.	.....	support	4V	..... four venturi
susp.	.....	suspension	6V	..... six venturi

**100% SATISFACTION GUARANTEED**

**BUY IT NOW!**

**Click Here To Order**

PayPal American Express Discover MasterCard VISA

# Alphabetical Index

Part Name	Group Number	Part Name	Group Number
<b>A</b>			
ABSORBER-BODY BOLT	00154-5	ANTI-RATTLER-TAILGATE LOCK RELEASE	431C70
ABSORBER-COWL SIDE PANEL SOUND-UPPER	02422	ANTI-RATTLER-TAILGATE SUPPORT ON PILLAR	44454
ABSORBER-DASH PANEL STEERING COLUMN OPENING COVER SOUND	01708	ANTI-SQUEAK-REAR CORNER PILLAR	41078
ABSORBER-DASH PANEL UPPER SOUND	01492	APRON-FRONT FENDER	16054-5
ABSORBER-DASH SOUND	01670-1	ARM-A/COND.& HEATER VACUUM MOTOR CONTROL	19A783
ABSORBER-FLOOR PANS-SOUND	11654	ARM-A/COND. VENT AIR OUTLET DOOR	18A444
ABSORBER-HOOD SOUND	16738	ARM & BRACKET-REAR VIEW INSIDE MIRROR	17069
ABSORBER-INSTRUMENT PANEL BOTTOM EXTENSION INNER SOUND	044A58	ARM & BRACKET-VISOR	04144-5
ABSORBER-INSTRUMENT PANEL BOTTOM EXTENSION OUTER SOUND	044A66-7	ARM & LINK-WINDSHIELD WIPER	17A464
ABSORBER-INSTRUMENT PANEL LOWER CENTER EXTENSION OUTER SOUND	044A64	ARM & PIVOT SHAFT-WINDSHIELD WIPER MOUNTING	17B432-3
ABSORBER-INSTRUMENT PANEL LOWER OUTER EXTENSION SOUND-CENTER	044B68	ARM & PIVOT SHAFT-WINDSHIELD WIPER MOUNTING	17566-7
ABSORBER-INSTRUMENT PANEL LOWER OUTER EXTENSION SOUND-INNER	044A56	ARM & PLATE-FRONT DOOR WINDOW REGULATOR	23234-5
ABSORBER-INSTRUMENT PANEL LOWER OUTER EXTENSION SOUND-OUTER	044A62	ARM-ANTENNA DRIVE TENSION SPRING	19044
ABSORBER-REAR BUMPER ARM IMPACT BAR	17A924	ARM ASSEMBLY-LUGGAGE COMPARTMENT DOOR LIFT TO BODY	42850-1
ABSORBER-WINDSHIELD WIPER MOTOR MOUNTING BRACKET SOUND	17453	ARM ASSEMBLY-WINDSHIELD WIPER MOUNTING	17540
ACTUATOR-A/COND. EVAPORATOR DOOR CONTROL	19780	ARM ASSEMBLY-WINDSHIELD WIPER OUTPUT	17A436
ACTUATOR-FRONT DOOR VACUUM LOCK	218A42-3	ARM-AUXILIARY SEAT BACK FLOOR PIVOT	60830-1
ACTUATOR-FRONT SEAT ADJUSTER-HORIZONTAL	618A36-7	ARM-AUXILIARY SEAT CUSHION WELL FLOOR PIVOT	60834
ACTUATOR-FRONT SEAT ADJUSTER-VERTICAL	618A12-3	ARM-BACK WINDOW REGULATOR	40805
ACTUATOR-LUGGAGE COMPARTMENT DOOR LOCK VACUUM	43232	ARM-FRONT BUMPER-INNER	17766-7
ACTUATOR-REAR DOOR COURTESY LAMP SWITCH	24636	ARM-FRONT BUMPER-INNER	17A873-4
ACTUATOR-REAR DOOR VACUUM LOCK	26594-5	ARM-FRONT BUMPER-INTERMEDIATE	17A782-3
ADAPTOR-A/COND. SIDE COWL DUCT-R.H.	19A882	ARM-FRONT BUMPER-LOWER	17782-3
ADAPTOR-MULTIPLE LUBRICATOR VACUUM HOSE TO BODY	19543	ARM-FRONT BUMPER-OUTER	17754-5
ADAPTOR REAR SEAT BELT MOUNTING KIT	61156	ARM-FRONT BUMPER-UPPER	17770-1
ADAPTOR-SPEEDOMETER	17294	ARM-FRONT VIBRATION DAMPER	11022-3
ADAPTOR-WINDSHIELD WASHER CONTROL CABLE	17A607	ARM-FRONT VIBRATION DAMPER RESTRAINER	11034-5
ADAPTOR-WINDSHIELD WIPER CONTROL CABLE	17A538	ARM-GLOVE COMPARTMENT DOOR CHECK	06117
ADAPTOR-WINDSHIELD WIPER COORDINATOR	17A474	ARM-REAR BUMPER-INNER	17787-8
A/COND. COMPRESSOR GASKET REPAIR KIT	19B684	ARM-REAR BUMPER-OUTER	17795-6
A/COND.EXTRA COOLING KIT	19B969	ARM-REAR VIBRATION DAMPER	11010-1
A/COND. KIT	19700	ARM-REAR VIBRATION DAMPER RESTRAINER	11044
ANTENNA MOUNTING INSTALLATION KIT	18917	ARM-REAR VIEW INSIDE MIRROR	17690
ANTI-RATTLER-LUGGAGE COMPARTMENT DOOR	45028	ARM-SPARE WHEEL FLOOR PIVOT	45842-3
ANTI-RATTLER-REAR SEAT BACK FLOOR EXTENSION	61325	ARM-WINDSHIELD WIPER	17526-7
ANTI-RATTLER-REAR SEAT BACK FLOOR EXTENSION	61325	ARM-WINDSHIELD WIPER DRIVE	17B545
ANTI-RATTLER-REAR SEAT BACK FLOOR EXTENSION	61336	ARMATURE & GEAR ASSEMBLY WINDSHIELD WIPER KIT	17C437
ANTI-RATTLER-REAR SEAT BACK FLOOR EXTENSION	47017	ARMATURE-WINDSHIELD WIPER MOTOR	17A485
<b>B</b>			
		BAFFLE-A/COND.EVAPORATOR CASE	19A999
		BAFFLE & RETAINER-SPEEDOMETER LAMP	17A321
		BAND-A/COND. BLOWER MOTOR MOUNTING	19A991
		BAR-BACK WINDOW DIVISION	42040-1
		BAR-FRONT BUMPER IMPACT	17756-7
		BAR-FRONT BUMPER IMPACT-LOWER	17802

**100% SATISFACTION GUARANTEED**

**BUY IT NOW!**

**Click Here To Order**

# Alphabetical Index—Continued

Part Name	Group Number	Part Name	Group Number
BAR-FRONT BUMPER IMPACT-UPPER	17762	BEZEL-VENT AIR VALVE CONTROL INNER	18B405
BAR-FRONT DOOR VENT WINDOW DIVISION	22298-9	BEZEL-WINDSHIELD DEFROSTER OUTLET	18A639
BAR-FRONT SEAT TRACK EQUALIZER-HORIZONTAL	61842		
BAR-FRONT SEAT TRACK EQUALIZER-VERTICAL	61832	BLADE INSERT-WINDSHIELD WIPER LESS FRAME	17593
		BLADE-WINDSHIELD WIPER	17528
BAR-HOOD HINGE TORSION	16A605-6	BLOCK-HEATER & A/COND. TEMPERATURE REGULATOR	18A525
BAR-LUGGAGE COMPARTMENT DOOR & TAILGATE TORSION	44890-1	CONTROL HOSE CONNECTOR	
BAR-REAR BUMPER IMPACT	17906	BLOWER-A/COND.	19924
BAR-REAR BUMPER IMPACT-CENTER	17866		
BAR-REAR BUMPER IMPACT-OUTER	17862-3	BLOWER-HEATER & A/COND.	18456
		BODY-FRONT FENDER-LOWER	16B144-5
BAR-REAR DOOR WINDOW DIVISION	26900-1	BODY-MULTIPLE LUBRICATOR	19536
BAR-REAR SEAT BACK FLOOR SUPPORT TIE	605A52	BODY ROCKER PANEL MOULDING KIT	10146
BAR-REAR SEAT CUSHION TORQUE	606A38-9	BODY-VENT AIR VALVE	01854
BASE-COAT HOOK	290B58		
BASE-FOLDING TOP MAIN PIVOT SUPPORT	506A44-5	BODY-WINDSHIELD WIPER-AUXILIARY DRIVE	17579
		BOLT-A/COND. DEHYDRATOR TANK MOUNTING	19B938
BASE-JACK	17088	BOLT-BUMPER BAR TO ARM	17758
BASE-RADIO ANTENNA	18936	BOLT-DOOR CHECK LINK	22846
BASE-WINDSHIELD WIPER COORDINATOR MOUNTING	17A473	BOLT-FOLDING TOP HYDRAULIC LIFT RESERVOIR	53453
BEARING-BACK WINDOW REGULATOR HANDLE HOUSING	40940	ATTACHING	
BEARING-FRONT DOOR VENT WINDOW PIVOT	22330		
		BOLT-FOLDING TOP SIDE LINK	50618
BEARING-FRONT SEAT ADJUSTER HORIZONTAL	60582	BOLT-FRONT SEAT BACK PIVOT ARM	60392
REGULATOR SCREW		BOLT-FRONT SHOCK ABSORBER MOUNTING	18047
BEARING-FRONT SEAT ADJUSTER REGULATOR HOUSING	617A18	BOLT-SEAT BELT ANCHOR FRONT SEAT INSTALLATION	61212
BEARING-FRONT SEAT ADJUSTER REGULATOR NEEDLE	617A26	BOLT-TAILGATE OUTSIDE LOWER MOULDING RETAINING	425A36
THRUST			
		BOOT-FRONT SEAT BELT	61140
BEARING-FRONT SEAT ADJUSTER REGULATOR SCREW	617A20	BOOT-TAILGATE RELEASE HANDLE	431D60
BEARING-REAR SEAT BACK LATCH HANDLE	61346	BOOT-WINDSHIELD WIPER TERMINAL SEAL	17C440
BEARING-REAR VIEW OUTSIDE MIRROR BALL STUD	17A711	BOW-FOLDING TOP-NO. 1	53038
BELLCRANK-REAR DOOR LOCK	26448-9	BOW-FOLDING TOP-NO. 2	51274
BELT-HEATER & A/COND. TEMPERATURE REGULATOR	18A501		
CONTROL		BOW-FOLDING TOP-NO. 3	51269
		BOW-FOLDING TOP-NO. 4	51278
BELT-HEATER TEMPERATURE REGULATOR CONTROL	18B398	BOW-FOLDING TOP-REAR OUTER-LESS GLASS	51406-7
POINTER-LARGE		BOX & SNUFFER-ASH RECEPTACLE	04821
BEZEL-A/COND. INSTRUMENT PANEL REGISTER	19649	BRACE-A/COND. BLOWER MOTOR	19B559
BEZEL-A/COND. INSTRUMENT PANEL REGISTER	19670		
BEZEL-A/COND. INSTRUMENT PANEL REGISTER DOOR	19B820	BRACE ASSEMBLY-LOWER BACK PANEL TO FLOOR	403A98-9
TRIM		OUTER	
		BRACE-BRAKE PEDAL SUPPORT	01524
BEZEL-A/COND. REGULATOR	19A832	BRACE-CENTER FLOOR INNER SIDE MEMBER	104A44-5
BEZEL-FRONT DOOR LOCK CONTROL	218A82	BRACE-DASH TO FRAME	01714-5
BEZEL-GLOVE COMPARTMENT LOCK	060A12		
BEZEL-HEATER & A/COND. BLOWER SWITCH	18598	BRACE-FOLDING TOP MAIN PIVOT BRACKET SUPPORT	53152-3
BEZEL-HEATER BLOWER CONTROL INNER	18B404	BRACE-FRONT BUMPER IMPACT BAR-INNER	17A984-5
		BRACE-FRONT BUMPER MOUNTING BRACKET	17B765-6
BEZEL-HEATER CONTROL	18A668	BRACE-FRONT BUMPER-END	17A820-2
BEZEL-HEATER TEMPERATURE REGULATOR CONTROL	18A502	BRACE-FRONT FENDER APRON & RADIATOR SUPPORT	16152-3
BEZEL-RADIO ANTENNA	19103		
BEZEL-RADIO CONTROL	18A802	BRACE-FRONT FENDER APRON TO COWL TOP-FRONT	16B232-3
	18806	BRACE-FRONT FENDER APRON TO COWL TOP-REAR	16B234-5
		BRACE-FRONT FENDER APRON TO DASH	16A052-3
	18842	BRACE-FRONT FENDER APRON TO FENDER LOWER-REAR	16044-5
	18A910	BRACE-FRONT FENDER APRON TO RADIATOR SUPPORT	16A125
	17A260		
		BRACE-FRONT FENDER TO FRAME	16B134-5

**100% SATISFACTION GUARANTEED**

**BUY IT NOW!**

**Click Here To Order**

PayPal American Express Discover MasterCard VISA

## Alphabetical Index—Continued

Part Name	Group Number	Part Name	Group Number
BRACE—FRONT FENDER TO FRONT FENDER APRON & RADIATOR SUPPORT	16A023-4	BRACKET & WIRING—VANITY MIRROR LAMP	18233
BRACE—FRONT FENDER TO UPPER APRON REINFORCEMENT	16B214-5	BRACKET—ANTENNA MOUNTING	18939
BRACE—FRONT SUSPENSION TO SIDE MEMBER	10376	BRACKET—AUTOMATIC SHIFT MOUNTING PLATE	045880
BRACE—GLOVE COMPARTMENT DOOR LOCK STRIKER	017A64	BRACKET—AUXILIARY FLOOR SUPPORT	111A00-1
BRACE—HOOD LOCK SUPPORT	16A626	BRACKET—BACK WINDOW EQUALIZER ARM	42018
BRACE—HOOD LOCK SUPPORT	16747	BRACKET—BACK WINDOW—LOWER STOP	42325
BRACE—INSTRUMENT PANEL FLANGE TO COWL INNER PANEL	04672	BRACKET—BACK WINDOW REGULATOR EQUALIZING ARM GUIDE	40833
BRACE—INSTRUMENT PANEL TO STEERING COLUMN	04055	BRACKET—CENTER BODY PILLAR—LOWER	24436-7
BRACE—INSTRUMENT PANEL—UPPER HALF TO LOWER HALF	04488	BRACKET—CENTER BODY UPPER PILLAR TO ROOF	24574-5
BRACE—LOWER BACK PANEL	40396-7	BRACKET—CONSOLE COMPARTMENT DOOR CHECK ARM	060A10
BRACE—LOWER BACK PANEL—TO FLOOR	40274	BRACKET—CONSOLE MOUNTING—FRONT	045832
BRACE—LOWER BACK PANEL—UPPER FLANGE TO FLOOR	403A40-1	BRACKET—CONSOLE MOUNTING—REAR	045834
BRACE—QUARTER LOCK PILLAR TO FLOOR	28198-9	BRACKET—CONSOLE MOUNTING—UPPER	045C46
BRACE—QUARTER LOCK PILLAR TO INNER FLOOR SIDE MEMBER—CENTER	28262	BRACKET—COWL SIDE TRIM PANEL	02092
BRACE—QUARTER LOCK PILLAR TO INNER FLOOR SIDE MEMBER—UPPER	28278	BRACKET—COWL TOP PANEL TO FRONT FENDER APRON	02294-5
BRACE—QUARTER LOCK PILLAR TO OUTER FLOOR SIDE MEMBER	29388-9	BRACKET—COWL TOP VENTILATOR GRILLE RETAINING	02224
BRACE—QUARTER LOCK PILLAR TO SIDE MEMBER—OUTER	29386-7	BRACKET—DASH AT STEERING COLUMN—SUPPORT REINFORCEMENT	016B12
BRACE—QUARTER PANEL TO WHEELHOUSE	27800-1	BRACKET—DOME LAMP MOUNTING	51496
BRACE—REAR BUMPER—END	17789	BRACKET—DOOR ARM REST MOUNTING	24116
BRACE—REAR BUMPER IMPACT BAR END OUTER	17A797-8	BRACKET—DOOR VENTILATOR WINDOW FRAME STABILIZER BAR	22288-9
BRACE—REAR BUMPER MOUNTING BRACKET TO CROSSMEMBER	17A906-7	BRACKET—DOOR WINDOW STOP	21760-1
BRACE—REAR BUMPER MOUNTING BRACKET TO FLOOR	17208	BRACKET—FLOOR PAN TO REAR SEAT BACK STRAINER	11456
BRACE—REAR BUMPER OUTER ARM SUPPORT TO SIDE MEMBER	17A856-7	BRACKET—FLOOR SIDE MEMBER INNER FRONT EXTENSION TO DASH	10054
BRACE—SPARE WHEEL INNER PANEL	47000	BRACKET—FOLDING TOP BALANCE LINK ADJUSTING	50478-9
BRACKET—A/COND. & HEATER CONTROL MOUNTING	19A884	BRACKET—FOLDING TOP BALANCE LINK PIVOT	50450
BRACKET—A/COND. BLOWER HOUSING SUPPORT	19A623	BRACKET—FOLDING TOP LIFT MOTOR MOUNTING	50747
BRACKET—A/COND. CONDENSOR MOUNTING	19709	BRACKET—FOLDING TOP LIFT TO BRACE	50808
BRACKET—A/COND. EVAPORATOR CASE SUPPORT	19A785	BRACKET—FOLDING TOP LIFT TO FLOOR	50804
BRACKET—A/COND. EVAPORATOR SUPPORT	19A804-5	BRACKET—FOLDING TOP LIFT TO FLOOR	50800-1
BRACKET—A/COND. EVAPORATOR TO INSTRUMENT PANEL MOUNTING	19A637	BRACKET—FOLDING TOP MAIN PIVOT	53118-9
BRACKET—A/COND. INSTRUMENT PANEL REGISTER	19A840-1	BRACKET—FOLDING TOP MAIN PIVOT SUPPORT TO WHEEL HOUSE—INNER	501A28-9
BRACKET—A/COND. MOTOR SUPPORT	19A992	BRACKET—FOLDING TOP MAIN PIVOT SUPPORT TO WHEEL HOUSE—OUTER	501A30-1
BRACKET—A/COND. MUFFLER SUPPORT	19B692	BRACKET—FOLDING TOP NO. 1 BOW MOTOR MOUNTING	514A14
BRACKET—A/COND. REGISTER LOCK ROLLER SUPPORT MOUNTING	19B933	BRACKET—FOLDING TOP NO. 3 BOW	53144-5
BRACKET—A/COND. REGISTER THERMOSTAT MOUNTING	19A949	BRACKET—FRONT BUMPER MOUNTING	17A793-4
BRACKET—A/COND. REGISTER THERMOSTAT MOUNTING	17B792-3	BRACKET—FRONT BUMPER TO FENDER	17A869
BRACKET—A/COND. REGISTER THERMOSTAT MOUNTING	29976-7	BRACKET—FRONT DOOR HINGE SPRING	228A10
BRACKET—A/COND. REGISTER THERMOSTAT MOUNTING	04090-1	BRACKET—FRONT DOOR LOCK OPERATING	218A74-5
BRACKET—A/COND. REGISTER THERMOSTAT MOUNTING	55078	BRACKET—FRONT DOOR OPENING FRONT WINDLACE & RETAINER	02619
BRACKET—A/COND. REGISTER THERMOSTAT MOUNTING		BRACKET—FRONT DOOR VENTILATOR WINDOW GLASS RUN LOWER—INNER	22912
BRACKET—A/COND. REGISTER THERMOSTAT MOUNTING		BRACKET—FRONT DOOR VENTILATOR WINDOW—LOWER PIVOT	22954

**100% SATISFACTION GUARANTEED**

**BUY IT NOW!**

**Click Here To Order**

PayPal American Express Discover MasterCard VISA



## Alphabetical Index—Continued

Part Name	Group Number	Part Name	Group Number
BRACKET-REAR DOOR LOCK CONTROL REAR BELLCRANK PIVOT	26484-5	BRACKET-WINDOW REGULATOR EQUALIZER ARM	23230-1
BRACKET-REAR DOOR LOCK CONTROL SOLENOID MOUNTING	26652	BRACKET-WINDSHIELD DEFROSTER MOUNTING	01420-1
BRACKET-REAR DOOR WINDOW CENTER GUIDE ANCHOR	26192-3	BRACKET-WINDSHIELD WASHER RESERVOIR	17614
BRACKET-REAR DOOR WINDOW FRONT GUIDE ADJUSTING LOWER	25470	BRACKET-WINDSHIELD WASHER RESERVOIR MOUNTING	17651
BRACKET-REAR DOOR WINDOW FRONT RUN ADJUSTING	270A14	BRACKET-WINDSHIELD WIPER CONTROL	17C443
BRACKET-REAR DOOR WINDOW GUIDE ADJUSTMENT	26096	BRACKET-WINDSHIELD WIPER MOTOR MOUNTING	17496
BRACKET-REAR DOOR WINDOW REAR GUIDE ADJUSTING-LOWER	25442	BRUSH & PLATE-WINDSHIELD WIPER MOTOR	17B595
BRACKET-REAR DOOR WINDOW REGULATOR BY-PASS SWITCH ACTUATING	270A16-7	BRUSH & TERMINAL ASSEMBLY-WINDSHIELD WIPER MOTOR	17B566
BRACKET-REAR SEAT BACK FLOOR EXTENSION PANEL ROLLER	61314	BUMPER ASSEMBLY-AUXILIARY SEAT BACK FLOOR PIVOT ARM	61507
BRACKET-REAR SEAT BACK SPRING SUPPORT PANEL TO WHEELHOUSE-FRONT	605A90-1	BUMPER ASSEMBLY-FOLDING TOP NO. 1 BOW LOCK	514A66
BRACKET-REAR SEAT BACK SPRING SUPPORT PANEL TO WHEELHOUSE-REAR	605A92-3	BUMPER ASSEMBLY-REAR SEAT CUSHION PANEL	60578
BRACKET-REAR SEAT BACK STOP TO WHEELHOUSE	631A03	BUMPER-AUXILIARY SEAT BACK FLOOR PANEL	605A18
BRACKET-REAR SEAT CUSHION PIVOT	60520-1	BUMPER-AUXILIARY SEAT BACK FLOOR PIVOT	61506
BRACKET-REAR SEAT CUSHION TORQUE BAR INNER TO FLOOR	606A40	BUMPER-BACK WINDOW STOP-LOWER	440A06
BRACKET-REAR SEAT CUSHION TORQUE BAR OUTER TO FLOOR	606A42	BUMPER-DOOR ARM REST ASH RECEPTACLE LID	24205
BRACKET-REAR SEAT SPEAKER	18960	BUMPER-DOOR HINGE	23567
BRACKET-REAR VIBRATION DAMPER ARM	11012-3	BUMPER-DOOR LOCK REMOTE CONTROL ROD LEVER	26608
BRACKET-REAR VIEW INSIDE MIRROR	17684	BUMPER-DOOR TO PILLAR	23036-8
BRACKET REAR VIEW INSIDE MIRROR KIT	17698	BUMPER-DOOR WINDOW STOP	21762
BRACKET-REAR WHEEL SPLASH SHIELD	16288	BUMPER-FRONT DOOR ASSIST SPRING	228A20
BRACKET-RELAY SWITCH TO FLOOR PAN MOUNTING SIDE	111B14-5	BUMPER-FRONT DOOR-UPPER	23030
BRACKET-ROOF INTERIOR REAR LAMP MOUNTING	51616	BUMPER-FRONT DOOR VENTILATOR WINDOW UPPER	21774-5
BRACKET-ROOF SIDE REAR OUTER RAIL TO WHEELHOUSE	513A56-7	BUMPER-FRONT LICENSE PLATE	17A388
BRACKET-ROOF SIDE REAR OUTER RAIL TO WHEELHOUSE-LOWER	51670-1	BUMPER-FRONT SEAT BACK ASH RECEPTACLE RETAINER COVER	62893
BRACKET-ROOF SIDE REAR OUTER RAIL TO WHEELHOUSE-UPPER	51668-9	BUMPER-FRONT SEAT TRACK ADJUSTING REGULATOR	61887
BRACKET-ROOF TRIM SIDE PANEL TO QUARTER WINDOW REGULATOR PANEL	50575	BUMPER-FUEL FILLER OPENING LID	405A22
BRACKET-SHOCK ABSORBER MOUNTING-REAR	18132-3	BUMPER-GLOVE COMPARTMENT DOOR CHECK ARM	06115
BRACKET-SPARE WHEEL MOUNTING	47076	BUMPER-HOOD LOCK CAM	16993
BRACKET-SPEEDOMETER HOUSING BEZEL MOUNTING	17A283	BUMPER-HOOD TO COWL TOP	16763
BRACKET-TAILGATE COUNTERBALANCE SPRING	430A06	BUMPER-HOOD TO FENDER, REAR SEAT & LUGGAGE COMPARTMENT	16758
BRACKET-UPPER BACK PANEL LIFT TO FLOOR	46720	BUMPER-INSTRUMENT PANEL ASH RECEPTACLE	04870
BRACKET-UPPER BACK PANEL MOUNTING	40520	BUMPER-LUGGAGE COMPARTMENT	43634
BRACKET-UPPER BACK PANEL MOUNTING	40520	BUMPER-LUGGAGE COMPARTMENT DOOR HINGE	427A62
BRACKET-UPPER BACK PANEL MOUNTING	01402	BUMPER-QUARTER WINDOW REGULATOR STOP	29844
BRACKET-UPPER BACK PANEL MOUNTING	01804-5	BUMPER-QUARTER WINDOW STOP-LOWER	29986
BRACKET-UPPER BACK PANEL MOUNTING	01822-3	BUMPER-QUARTER WINDOW STOP-UPPER	29994
BRACKET-UPPER BACK PANEL MOUNTING	04131-2	BUMPER-REAR DOOR-AT BELT	27224-5
BRACKET-UPPER BACK PANEL MOUNTING	01804-5	BUMPER-REAR DOOR WINDOW-LOWER REAR	27130
BRACKET-UPPER BACK PANEL MOUNTING	01822-3	BUMPER-REAR SEAT BACK	62430
BRACKET-UPPER BACK PANEL MOUNTING	04131-2	BUMPER-REAR SEAT BACK FLOOR SUPPORT RIGHT HAND	605A73
BRACKET-UPPER BACK PANEL MOUNTING	01402	BUMPER-REAR SEAT BACK LATCH HANDLE STOP PIN	61339
BRACKET-UPPER BACK PANEL MOUNTING	01804-5	BUMPER-ROOF HOLD DOWN CLAMP LEVER	50524
BRACKET-UPPER BACK PANEL MOUNTING	01822-3	BUMPER-SPARE WHEEL WELL COVER PANEL	40639
BRACKET-UPPER BACK PANEL MOUNTING	04131-2	BUMPER-TAILGATE	40426

**100% SATISFACTION GUARANTEED**

**BUY IT NOW!**

**Click Here To Order**

PayPal American Express Discover MasterCard VISA

## Alphabetical Index—Continued

Part Name	Group Number	Part Name	Group Number
BUMPER-TAILGATE LATCH	431862-3	BUTTON-QUARTER WINDOW STABILIZER	30474
BUMPER-TAILGATE LOCK STRIKER PLATE	431A88	BUTTON-REAR CORNER INNER PILLAR HOLE PLUG	410A10
BUMPER-TAILGATE ON PILLAR	439A00-1		
BUMPER-TAILGATE SUPPORT	44482	BUTTON-REAR DOOR OUTSIDE HANDLE	26602-3
		BUTTON-REAR DOOR WINDOW	25894
BUMPER-UPPER BACK PANEL	40526	BUTTON-REAR DOOR WINDOW-FRONT GUIDE	25886
BUSHING-DOOR HINGE	22841	BUTTON-REAR DOOR WINDOW GUIDE-LOWER REAR	25472
BUSHING-DOOR WINDOW REGULATOR PINION GEAR-ELECTRIC	23437	BUTTON-REAR DOOR WINDOW-REAR GUIDE	26894-5
BUSHING-FOLDING TOP BALANCE LINK TO CENTER SIDE RAIL	50636	BY-PASS-HEATER & A/COND. CORE WATER	18B595
		<b>C</b>	
BUSHING-FOLDING TOP CENTER RAIL	50471	CABLE & CORE ASSEMBLY-SPEEDOMETER	17260
BUSHING-FOLDING TOP CONTROL LINK TO SIDE RAIL	50474		
BUSHING-FOLDING TOP FRONT SIDE RAIL JOINT	531A06	CABLE-FRONT SEAT ADJUSTER-FRONT VERTICAL ACTUATOR	617B10-1
BUSHING-FOLDING TOP HYDRAULIC LIFT	50678	CABLE-FRONT SEAT ADJUSTER-HORIZONTAL ACTUATOR	617B14-5
BUSHING-FOLDING TOP LOWER POWER LINK	50453	CABLE-FRONT SEAT ADJUSTER MOTOR DRIVE	617A86
		CABLE-FRONT SEAT ADJUSTER-REAR VERTICAL ACTUATOR	617B12-3
BUSHING-FOLDING TOP MAIN CONTROL REAR	50487		
BUSHING-FOLDING TOP NO. 2 BOW REAR LINK TO SIDE RAIL	50493	CABLE-GLOVE COMPARTMENT DOOR CHECK	060A08
BUSHING-FOLDING TOP REAR BOW CONTROL LINK UPPER TO REAR BOW OUTER	50472	CABLE-GLOVE COMPARTMENT DOOR CHECK	06206
		CABLE-HOOD LATCH CONTROL	16916
BUSHING-FOLDING TOP REAR SIDE RAIL	50473	CABLE-RADIO ANTENNA LEAD-IN	18812
BUSHING-FOLDING TOP REAR SIDE RAIL TO POWER CYLINDER	50412	CABLE-WINDSHIELD WASHER CONTROL	17A611
BUSHING-FOLDING TOP TO REAR SIDE RAIL	50472		
BUSHING-FRONT DOOR HINGE SPRING	228A16	CABLE WINDSHIELD WIPER PIVOT SHAFT KIT	17B495
		CAM REPLACEMENT ELECTRIC WINDSHIELD WIPER KIT	17A500
BUSHING-FRONT DOOR LOCK PAWL	21801	CAM-WINDSHIELD WIPER	17A461
BUSHING-FRONT DOOR VENTILATOR WINDOW-LOWER PIVOT	22960	CAM-WINDSHIELD WIPER ARM	17B434-5
BUSHING-FRONT SEAT ADJUSTER	618A67	CAP-CENTER BODY PILLAR FINISH	24442-3
BUSHING-FRONT SEAT REGULATOR TO REGULATOR SUPPORT	60864		
		CAP-FRONT FENDER LOWER FRONT MOULDING	16B038-9
BUSHING-LUGGAGE COMPARTMENT DOOR LIFT	427A42	CAP-HEATER & A/COND.MOTOR MOUNTING	18A587
BUSHING-REAR ROOF LOCK MOUNTING BOLT	53916	CAP-QUARTER TRIM PANEL-UPPER FRONT	31490-1
BUSHING-ROOF LIFT MOUNTING BOLT	53938	CAP-QUARTER WHEELHOUSE TRIM PANEL MOULDING	290B60-1
BUSHING-SHOCK ABSORBER	18198	CAP-RADIO FOOT CONTROL SWITCH	18937
BUTTON-A/COND. REGISTER LOCK RELEASE	198848		
		CAP-ROOF HEADLINING SUPPORT	52126
BUTTON & LOCK CYLINDER-FRONT DOOR OUTSIDE HANDLE-WITH KEYS	22408-9	CAP-ROOF LUGGAGE CARRIER RAIL FINISH	55182
BUTTON & PIN DOOR OUTSIDE HANDLE KIT	22454	CARRIER ROOF LUGGAGE WITH COVER KIT	55062
BUTTON & PIN-REAR DOOR OUTSIDE HANDLE	26686-7	CARRIER-SKI-LESS SIDE RAILS	55004
BUTTON & STRAP-SEAT TRIM	63500	CASE-A/COND. EVAPORATOR	19A626
BUTTON ASSEMBLY-WINDSHIELD WASHER CONTROL	17A604	CASE-A/COND. EVAPORATOR & HEATER	19897
BUTTON-DOOR ACCESS HOLE	22285-6	CASE & CYLINDER ASSEMBLY-LUGGAGE COMPARTMENT DOOR LOCK-WITH KEYS	43279
BUTTON-FLOOR PAN BODY BOLT HOLE-PLUG	11574-5	CASE & INSULATOR-HEATER & A/COND. CORE	18A603
BUTTON-FRONT DOOR OUTSIDE HANDLE	22460-1	CASE-HEATER & A/COND. CORE	18A542-3
	237A14		
	62895	CASE-SPEEDOMETER	17289
	30278	CASING & CABLE ASSEMBLY-LUGGAGE COMPARTMENT DOOR LOCK DRIVE	40670
		CASING & CABLE-FOLDING TOP LOCK DRIVE	53506
		CASING & CABLE-UPPER BACK PANEL LIFT DRIVE	46754
		CATCH-GLOVE COMPARTMENT DOOR LOCK	06064

**100% SATISFACTION GUARANTEED**

**BUY IT NOW!**

**Click Here To Order**

PayPal American Express Discover MasterCard VISA

## Alphabetical Index—Continued

Part Name	Group Number	Part Name	Group Number
CATCH-STOWAGE COMPARTMENT LOCK	11550	CLIP-FRONT SEAT BACK MOULDING RETAINING	60804
CEMENT-REAR VIEW MIRROR	178678	CLIP-HEATER CORE CASE	19A779
CHAIN-SPARE WHEEL WELL PANEL CHECK	45836	CLIP-HEATER INLET DUCT TO CORE CASE	18A339
CHANNEL-BACK WINDOW GLASS	422A08	CLIP-HEATER REGULATOR CONTROL WIRE	18A347
CHANNEL-FRONT DOOR WINDOW GLASS	21458-9	CLIP-HOOD LOCK LATCH CABLE	16917
CHANNEL-QUARTER WINDOW GLASS	29900-1	CLIP-INSTRUMENT PANEL PAD RETAINING-UPPER	044896
CHANNEL-QUARTER WINDOW-LOWER	29958-9	CLIP-INSTRUMENT PANEL PAD RETAINING UPPER	04439
CHANNEL-QUARTER WINDOW-UPPER	29962	MOULDING	
CHANNEL-REAR DOOR WINDOW GLASS-LOWER	26228-9	CLIP-INSTRUMENT PANEL RADIO GRILLF-RETAINING	04484
CHASSIS-RADIO RECEIVER	18810	CLIP-JACK HOLD DOWN SPRING RETAINING	17145
CHECK-FRONT DOOR	23552	CLIP-LUGGAGE COMPARTMENT DOOR LOCK LINK	43569
CHOKE-RADIO RECEIVER SUPPRESSION CONSTANT	18A952	CLIP-LUGGAGE COMPARTMENT SIDE LINING BOARD-	45128
VOLTAGE REGULATOR		RETAINING	
CLAMP-A/COND. & HEATER AIR INLET DUCT SLEEVE	18753	CLIP-QUARTER ARM REST	31662
CLAMP-A/COND. DEHYDRATOR TANK	19838	CLIP-QUARTER WINDOW FRONT-OUTER	29100
CLAMP-A/COND. DUCT TO INSTRUMENT PANEL REGISTER	198866	CLIP-REAR SEAT RISER CARPET-RETAINING	63409
CLAMP-A/COND. EVAPORATOR EXPANSION VALVE BULB	19A634	CLIP-ROOF HEADLINING SIDE RETAINING STRIP	51054
CLAMP & STRAP-SKI CARRIER	55006	CLIP-SKI CARRIER HOLD DOWN CLAMP RETAINER	55020
CLAMP-COWL TOP INNER PANEL DRAIN TUBE	02270	CLIP-SPARE WHEEL WELL COVER PANEL-UPPER	47154
CLAMP-DECK MOUNT LUGGAGE	55008	CLIP-SPEEDOMETER BEZEL MOUNTING	17A284
CLAMP-FOLDING TOP LOCK CABLE	53559	CLIP-TAILGATE LATCH RELEASE LEVER KNOB	431872
CLAMP-FRONT DOOR VENT WINDOW-LOWER PIVOT	222A68	RETAINING	
COUPLER		CLIP-WINDSHIELD OUTSIDE TOP MOULDING	03180
CLAMP-HEATER & A/COND. BLOWER TO HEATER	188658	CLIP-WINDSHIELD SIDE MOULDING-RETAINING	03254
ASSEMBLY		CLIP-WINDSHIELD WIPER ADAPTOR & CONNECTOR ARM	17531
CLAMP-HEATER CONTROL CABLE RETAINING	188555	CLIP-WINDSHIELD WIPER TUBING	178473
CLAMP-HEATER CONTROL MOUNTING	18580	CLUTCH-FRONT SEAT ADJUSTER REGULATOR	617A36
CLAMP-HOT WATER HEATER HOSE	18572	COLLAR & CONNECTOR-HEATER INLET	18A566
CLAMP-JACK HOLD DOWN	17091	COLLAR-COWL TOP INNER PANEL	02254
CLAMP-LUGGAGE COMPARTMENT DOOR LIFT VALVE	427A10	COLLAR-FUEL FILLER OPENING	405A98
CLAMP-RADIO ANTENNA HOSE	18954	COMPARTMENT-GLOVE	06010
CLAMP-ROOF HOLD DOWN	50508	COMPASS	19A548
CLAMP-SPEEDOMETER CABLE	17264	COMPRESSOR-A/COND.	19703
CLIP-CONSOLE PANEL UPPER MOULDING	044826	CONDENSER-A/COND.	19710
CLIP-DOOR ARM REST	24146	CONDENSER-RADIO-VOLTAGE REGULATOR	18832
CLIP-DOOR LOCK & TAILGATE CONTROL-LINK	431C56	CONNECTOR-A/COND. BLOWER TO EVAPORATOR	19A584
RETAINING		CONNECTOR-A/COND. DEFROSTER NOZZLE-R.H.	19A883
CLIP-DOOR LOCK CONTROL LINK-RETAINING	26458-9	CONNECTOR-A/COND. REGISTER	19A932
CLIP-DOOR LOCK ROD	21952	CONNECTOR-A/COND. REGISTER LOCK ACTUATOR ROD TO	198850
CLIP-DOOR OUTSIDE BELT MOULDING	20946	EXTENSION	
CLIP-DOOR OUTSIDE UPPER MOULDING CENTER	20808	CONNECTOR-ANTENNA LEAD-IN	19045
RETAINING		CONNECTOR-DEFROSTER NOZZLE TO SIDE COWL	18A439
CLIP-DOOR OUTSIDE UPPER MOULDING REAR RETAINING	20810	CONNECTOR-HEATER & A/COND. CHAMBER TO REAR	18B641
CLIP-FRONT & REAR DOOR OUTSIDE MOULDING	254A70	SEAT DUCT	
CLIP-FRONT DOOR LOCK CONTROL LINK RETAINING	21954-5	CONNECTOR-HEATER & A/COND. PLENUM CHAMBER TO	18A619
DEFROSTER NOZZLE		DEFROSTER NOZZLE	
FRONT DOOR LOCK PUSH BUTTON ROD-RETAINING	218A16	CONNECTOR-HEATER AIR INLET DUCT	18A442
RETAINING	218A48	CONNECTOR-HEATER BLOWER TO AIR DUCT	18489
RETAINER	16A110	CONNECTOR-HEATER SIDE COWL DUCT	18B354
T	62516		

**100% SATISFACTION GUARANTEED**

**BUY IT NOW!**

**Click Here To Order**

PayPal American Express Discover MasterCard VISA

## Alphabetical Index—Continued

Part Name	Group Number	Part Name	Group Number
CONNECTOR-HEATER VACUUM HOSE	18B250	COVER-BACK WINDOW-OUTSIDE MOULDING JOINT	42460-1
CONNECTOR & PLATE-HEATER & AIR/COND.	18A594	COVER-BACK WINDOW-OUTSIDE UPPER MOULDING JOINT	42450
CONNECTOR-VACUUM FRONT DOOR LOCK	22035	COVER-BACK WINDOW REGULATOR HANDLE-ELECTRIC	44028
CONNECTOR-WINDSHIELD WASHER VACUUM HOSE	17A612	COVER-CONSOLE ARM REST REAR	044D00
CONNECTOR-WINDSHIELD WIPER MOTOR HOSE	17C472	COVER-COWL SIDE HEATER OPENING	02136
CONTACT-ANTENNA GROUND	19254	COVER-DASH PANEL HEATER OPENING	01846
CONTACT-MULTIPLE LUBRICATOR INDICATOR	19596	COVER-DOOR WINDOW REGULATOR CONTROL OPENING	23876
CONTROL-A/COND.	19980	COVER-DOOR WINDOW REGULATOR HANDLE OPENING	22626
CONTROL-A/COND. REGISTER	19A653	COVER-FLOOR OUTER SIDE MEMBER WIRE HARNESS	101A08-11
CONTROL CABLES-HEATER & A/COND.	18518	COVER-FOLDING TOP BALANCE LINK	53996
CONTROL-FRONT DOOR LOCK REMOTE	21818-9	COVER-FOLDING TOP LOCK NUT HOUSING	53542-3
CONTROL-HEATER	18549	COVER-FOLDING TOP LOCK TRANSMISSION	53547
CONTROL-HEATER REGULATOR	18561	COVER-FOLDING TOP SIDE RAIL-LESS LATCHES	54700-1
CONTROL-RADIO REAR SEAT SPEAKER VOLUME	18972	COVER-FRONT BUMPER STONE DEFLECTOR MOULDING	17B859
CONTROL-REAR DOOR LOCK REMOTE	26404-5	COVER-FRONT DOOR LOCK CYLINDER KEY HOLE	21942
CONTROL-TAILGATE LOCK RELEASE	43170	COVER-FRONT DOOR TRIM PANEL SUPPORT-FRONT	237A42-3
CONTROL-VENT AIR OUTLET DUCT	01890-1	COVER-FRONT DOOR VENTILATOR WINDOW REGULATOR GEAR	23408
CONTROL-WINDSHIELD WIPER	17470	COVER-FRONT DOOR WIRING SHIELD	20798-9
COORDINATOR-WINDSHIELD WASHER	17601	COVER-FRONT SEAT ADJUSTER REGULATOR HOUSING	60481
CORE-A/COND. CONDENSER	19712	COVER-FRONT SEAT ADJUSTER REGULATOR HOUSING	617A16
CORE-A/COND. EVAPORATOR	19860	COVER-FRONT SEAT BACK OUTER HINGE PIN	63174
CORE & SEAL ASSEMBLY-HEATER & A/COND.	18476	COVER-FRONT SEAT BACK PIVOT SIDE-INNER	61692-3
CORE & TUBE-A/COND. EVAPORATOR	19A684	COVER-FRONT SEAT BACK PIVOT SIDE-INNER-VINYL	61692-3
CORE-HEATER & A/COND.	18476-7	COVER-FRONT SEAT BACK PIVOT SIDE-OUTER	61694-5
COUPLER-FRONT DOOR VENT WINDOW LOWER PIVOT	22240	COVER-FRONT SEAT BACK PIVOT SIDE-OUTER-VINYL	61694-5
COUPLING-A/COND. SELF-SEALING-EXTERNAL	19B595	COVER-FRONT SEAT TRACK ADJUSTER TRANSMISSION	617882
COUPLING-A/COND. SELF-SEALING-INTERNAL	19B596	COVER-FRONT SEAT TRACK MOTOR	618B76
COUPLING-DOOR WINDOW & SEAT REGULATOR MOTOR	23440	COVER-FRONT SIDE MEMBER FRONT EXTENSION OPENING	103A54
COUPLING-FOLDING TOP NO. 1 BOW DRIVE	514A58	COVER-FUEL GAUGE ACCESS HOLE	11290
COUPLING-FRONT DOOR VENTILATOR WINDOW DRIVESHAFT	23624	COVER-GLOVE COMPARTMENT	06128
COUPLING-FRONT SEAT ADJUSTER MOTOR TO SHAFT	60487	COVER-GLOVE COMPARTMENT FUSE PANEL OPENING	06156
COUPLING-FRONT SEAT ADJUSTER TRANSMISSION DRIVE	618A59	COVER-HEATER & A/COND. HOUSING	18B447
COUPLING-FRONT SEAT REGULATOR DRIVE SHAFT & ADJUSTING SCREW	60408	COVER-HEATER HOSE OPENING	01700
COUPLING-FRONT SEAT TRACK REGULATOR DRIVE	619A32	COVER-HEATER MOTOR DASH PANEL OPENING	18A475
COUPLING-HEATER & A/COND. TEMPERATURE REGULATOR CONTROL HOSE	18A513	COVER-HEATER TEMPERATURE REGULATOR CONTROL OPENING	18A465
COUPLING-SEAT REGULATOR MOTOR	23279	COVER-HOOD FRONT LOWER MOULDING JOINT	16A009
COVER-A/COND. & HEATER CONTROL MOTOR	19A271	COVER-INSTRUMENT PANEL CLOCK OPENING	04428
COVER-A/COND. BLOWER HOUSING	19B871	COVER-INSTRUMENT PANEL HEATER CONTROL OPENING	04496
COVER-A/COND. CONTROL MOTOR ACCESS	19C608	COVER-INSTRUMENT PANEL LOWER OUTER EXTENSION	044A14
COVER-A/COND. EVAPORATOR TEMPERATURE CONTROL THERMOSTAT	18694	COVER-INSTRUMENT PANEL PAD DEFROSTER-OPENING	045B52
		COVER-INSTRUMENT PANEL PAD DEFROSTER OPENING FLANGE	045B53
	19828	COVER-INSTRUMENT PANEL RADIO OPENING	04371
	19094	COVER-INSTRUMENT PANEL RADIO OPENING-UPPER	045C68
	42458	COVER-INSTRUMENT PANEL REAR WINDOW CONTROL	045B12
	42353	COVER-INSTRUMENT PANEL REAR WINDOW CONTROL OPENING	
	42094	COVER-LUGGAGE COMPARTMENT DOOR LOCK ACCESS HOLE	43125

**100% SATISFACTION GUARANTEED**

**BUY IT NOW!**

**Click Here To Order**



# Alphabetical Index—Continued

Part Name	Group Number	Part Name	Group Number
COVER-LUGGAGE COMPARTMENT DOOR LOCK KEY HOLE	43516	DECAL-FUSE BLOCK INSTRUCTION	04683
COVER-LUGGAGE COMPARTMENT FLOOR	45494-5	DEFLECTOR ASSEMBLY-FOLDING TOP NO. 1 BOW-WATER	51505
COVER-QUARTER BELT REAR GARNISH MOULDING	290838-9	DEFLECTOR-FOLDING TOP REAR RAIL-LOWER	53988-9
COVER-QUARTER OUTSIDE BELT MOULDING JOINT	28810-1	DEFLECTOR-FRONT BUMPER STONE	17779
COVER-QUARTER STATIONARY WINDOW GARNISH MOULDING JOINT-UPPER REAR	29326-7	DEFLECTOR-FRONT FLOOR CROSSMEMBER STONE	17A998
COVER-QUARTER TRIM PANEL JOINT	31050	DEFLECTOR-HEATER INLET DUCT-AIR	18669
COVER-QUARTER WINDOW WEATHERSTRIP RETAINER JOINT	30276	DEFLECTOR-REAR BUMPER STONE	17808
COVER-REAR DOOR ASH RECEPTACLE	27448	DEFLECTOR-REAR BUMPER STONE-END	17836-7
COVER-REAR DOOR HINGE SPRING	268A38-9	DEFLECTOR-REAR CORNER PILLAR-WATER	410A08
COVER-REAR QUARTER WHEELHOUSE OPENING-INNER	279A58-9	DEFLECTOR-STONE-FRAME TO ROCKER PANEL	17A752
COVER-REAR SEAT BACK STOP SUPPORT	62292	DEFLECTOR-UNDER FRONT FLOOR CARPET-HEAT	11480-1
COVER-REAR SEAT BACK STOP TO WHEELHOUSE	631A05	DEFLECTOR-UNDER REAR FLOOR CARPET-HEAT	11482
COVER-ROOF DRIP MOULDING FRONT CORNER JOINT	51762	DEFLECTOR-VENT AIR VALVE-AIR	018A67
COVER-ROOF DRIP SIDE FINISH MOULDING JOINT	51792	DEHYDRATOR & RECEIVER TANK-A/COND.	19959
COVER-SPARE WHEEL WELL	47042	DE-ICER-WINDSHIELD	19C544
COVER-STOWAGE COMPARTMENT DOOR LOCK	11598	DIAL-A/COND. REGULATOR CONTROL	19B652
COVER-STOWAGE WELL FLOOR PANEL LOCK KEY HOLE	11680	DIAL-HEATER & A/COND. TEMPERATURE REGULATOR CONTROL	18A407
COVER-TAILGATE LOCK ACCESS	43114	DISC-RADIO ANTENNA SWITCH	18A969
COVER-TAILGATE LOCK KEYHOLE	40803	DISC-RADIO TONE CONTROL	18830
COVER-TRANSMISSION BAND ACCESS HOLE	12168	DOOR & ACTUATOR-AIR CONDITIONER INSTRUMENT PANEL REGISTER	19C576
COVER-TRANSMISSION BAND ADJUSTMENT ACCESS HOLE	12129	DOOR & HINGE-HEATER AIR VENTILATION	18A646
COVER-UPPER BACK PANEL TO SEAT BACK OPENING	40546	DOOR-FRONT-LESS HINGES	20124-5
COVER-VENT AIR INLET DUCT BLOWER OPENING	01449	DOOR-GLOVE COMPARTMENT	06024
COVER-WINDSHIELD GARNISH LOWER MOULDING JOINT	03086	DOOR-GLOVE OR CONSOLE COMPARTMENT-VINYL COVERED	06024
COVER-WINDSHIELD OUTSIDE BELT MOULDING JOINT	03094	DOOR LOCK CYLINDER COVER & SPRING KIT	21942-3
COVER-WINDSHIELD OUTSIDE TOP MOULDING JOINT	03152	DOOR-LUGGAGE COMPARTMENT	40110
COVER-WINDSHIELD WASHER JAR	17616	DOOR OUTSIDE REAR EDGE MOULDING KIT	20910
COVER-WINDSHIELD WASHER RESERVOIR	17632	DOOR POCKET KIT	20130
COVER-WINDSHIELD WIPER GEAR	17A511	DOOR-REAR-LESS HINGES	24630-1
COVER-WINDSHIELD WIPER MOTOR GEAR	17A526	DOVETAIL-REAR DOOR WINDOW	262A28-9
CREST BASE-DOOR SCUFF PLATE	13205	DOWEL-FOLDING TOP NO. 1 BOW	03458
CRYSTAL-CITIZENS BAND MATCHED CHANNEL	18A986	DRIVE-BACK WINDOW REGULATOR	40964
CUP & MAGNET ASSEMBLY-WINDSHIELD WIPER MOTOR	17B584	DRIVE GEAR FRONT DOOR VENTILATOR WINDOW REGULATOR MOTOR KIT	23496
CUP-REAR DOOR HINGE SPRING LUBRICANT	268A40	DRIVE-WINDOW REGULATOR	23394-5
CYLINDER-FRONT DOOR LOCK-WITH KEYS	21984-5	DUCT-A/COND. EVAPORATOR TO INSTRUMENT PANEL REGISTER	19B680
CYLINDER-LUGGAGE COMPARTMENT & TAILGATE-WITH KEYS	43505	DUCT-A/COND. EVAPORATOR TO INSTRUMENT PANEL REGISTER	19926
CYLINDER-MULTIPLE LUBRICATOR VACUUM PUMP	19538	DUCT-A/COND. EVAPORATOR-LOWER	19C620
CYLINDER-STOWAGE COMPARTMENT LOCK	11663	DUCT-A/COND. RECIRCULATING AIR	19C590
CYLINDER-TAILGATE LOCK WITH KEYS	43815	DUCT & DEFLECTOR-A/COND. EVAPORATOR TO INSTRUMENT PANEL	19A842
FRONT & REAR VENTILATION	11002-3	DUCT & INSULATOR-A/COND. & HEATER INLET	18A628-9
QUARTER	01862	DUCT-HEATER & A/COND. SIDE COWL	18A461-2
	20748	DUCT-HEATER & A/COND. CHAMBER TO REAR SEAT	18633
		DUCT-HEATER INLET	18457

## D



BUY IT NOW!

Click Here To Order



# Alphabetical Index—Continued

Part Name	Group Number	Part Name	Group Number
DUCT-VENT AIR OUTLET	01934-5	EXTENSION-FRONT FLOOR CROSS MEMBER NO. 2	101A98
<b>E</b>		EXTENSION-FRONT ROOF RAIL-OUTER	513A62-3
		EXTENSION-FRONT SEAT CUSHION SIDE SHIELD-VINYL	62198-9
		EXTENSION-FRONT SIDE INNER MEMBER	10556-7
ELBOW-HOT WATER HEATER & A/COND. CONNECTION	18599	EXTENSION-FRONT SIDE MEMBER	10062-3
EMBLEM-DOOR ARM REST ORNAMENT	20804	EXTENSION-FRONT SIDE MEMBER-FRONT	101A22
		EXTENSION-FRONT SIDE OUTER MEMBER	10644-5
ESCUTCHEON-DOOR INSIDE HANDLE	22620	EXTENSION-FRONT SIDE OUTER MEMBER-FRONT	10074-5
ESCUTCHEON-FLOOR MAT AT STEERING COLUMN	13012	EXTENSION-HOOD PANEL FRONT	16A800
ESCUTCHEON-FRONT DOOR LOCK CYLINDER	21936		
ESCUTCHEON-GLOVE COMPARTMENT DOOR LOCK	06095	EXTENSION-INSTRUMENT PANEL LOWER	04644-5
ESCUTCHEON-INSIDE DOOR HANDLE	303A20	EXTENSION-INSTRUMENT PANEL LOWER-CENTER	04640
		EXTENSION-INSTRUMENT PANEL LOWER-CENTER	04638
ESCUTCHEON-OUTSIDE REAR VIEW MIRROR CONTROL HANDLE	17167	EXTENSION-INSTRUMENT PANEL LOWER-OUTER	044A38-9
ESCUTCHEON-REAR SEAT BACK FLOOR PANEL STOP	606A24	EXTENSION-LOWER BACK PANEL	40330-1
ESCUTCHEON-REAR SEAT BACK STOP LOOP	61307		
ESCUTCHEON-REAR VIEW OUTSIDE MIRROR ARM	17158	EXTENSION-LUGGAGE COMPARTMENT DOOR LOCK	43283
		EXTENSION-LUGGAGE COMPARTMENT DOOR OPENING UPPER REINFORCEMENT	44820-1
EXTENSION-A/COND. BLOWER SWITCH FEED	19B660	EXTENSION-PACKAGE TRAY TO QUARTER PANEL	46534-5
EXTENSION ASSEMBLY-ROOF PANEL-REAR SIDE	502A81	EXTENSION-QUARTER PANEL LOCK SIDE-OUTER REINFORCEMENT	28238-9
EXTENSION ASSEMBLY-ROOF SIDE REAR RAIL TO WHEELHOUSE	513A86-7		
EXTENSION-BACK BELT MOULDING	41402-3	EXTENSION-QUARTER PANEL-REAR	28058-9
		EXTENSION-QUARTER PANEL REAR-UPPER	28072-3
EXTENSION-BACK BELT MOULDING-FRONT	41408-9	EXTENSION-QUARTER PANEL UPPER TO REAR CORNER PILLAR LOWER REINFORCEMENT	28206-7
EXTENSION-BACK WINDOW HEADER	413A00-1		
EXTENSION-BACK WINDOW OUTSIDE MOULDING	424A16-7	EXTENSION-QUARTER PILLAR-LOWER	28234-5
EXTENSION-BACK WINDOW UPPER FRAME-LOWER CORNER	42250-1		
EXTENSION-BODY ROCKER PANEL-FRONT	10108-9	EXTENSION-QUARTER PILLAR UPPER INNER TO BELT RAIL	28308-9
		EXTENSION-QUARTER WHEELHOUSE-FRONT	27950-1
EXTENSION-BODY ROCKER PANEL MOULDING	10258-9	EXTENSION-QUARTER WINDOW FRONT GUIDE TO ACTUATOR GUIDE	29979
EXTENSION-CENTER BODY OUTER FRONT PILLAR	24580-1		
EXTENSION-CENTER FLOOR PAN	11162-3		
EXTENSION-COWL SIDE PANEL	02062-3		
EXTENSION-DOOR LOCK CONTROL ROD LEVER	22112	EXTENSION-QUARTER WINDOW GUIDE BRACE	30416
		EXTENSION-QUARTER WINDOW OUTSIDE FRONT MOULDING	290A06-7
EXTENSION-FLOOR SIDE INNER MEMBER-FRONT	10066-7	EXTENSION-QUARTER WINDOW OUTSIDE UPPER MOULDING	290A34-5
EXTENSION-FLOOR SIDE INNER MEMBER TO LOWER MEMBER	10478-9	EXTENSION-QUARTER WINDOW REAR GLASS RUN BRACKET	29644-5
EXTENSION-FLOOR SIDE MEMBER TO FRONT SIDE MEMBER-FRONT	103A28-9	EXTENSION-QUARTER WINDOW REGULATOR PANEL TO QUARTER WINDOW GUIDE	30598
EXTENSION-FLOOR SIDE MEMBER TO FRONT SIDE MEMBER REINFORCEMENT	101A96-7	EXTENSION-REAR CORNER PILLAR-LOWER	410A29
EXTENSION-FOLDING TOP BALANCE LINK TO SUPPORT	506A70-1	EXTENSION-REAR CORNER PILLAR REINFORCEMENT-TO INNER QUARTER PANEL	40985
EXTENSION-FOLDING TOP MAIN PIVOT BRACKET	531A18		
EXTENSION-FRONT BODY PILLAR LOWER GUSSET	02530	EXTENSION-REAR DOOR INSIDE PANEL TO OUTSIDE PANEL FRONT	24702-3
EXTENSION-FRONT BODY UPPER INNER PILLAR	02518-9	EXTENSION-REAR DOOR-INSIDE UPPER REAR	24744-5
EXTENSION-FRONT BODY UPPER OUTER PILLAR	02562-3	EXTENSION-REAR DOOR OUTSIDE BELT MOULDING	25566-7
EXTENSION-FRONT BUMPER IMPACT BAR	17A900-1	EXTENSION-REAR DOOR-OUTSIDE UPPER REAR	24740-1
		EXTENSION-REAR FLOOR CROSS SILL TO INNER QUARTER PANEL	10796-7
		EXTENSION-REAR FLOOR PAN	11252-3
		EXTENSION-REAR FLOOR PAN TO QUARTER PANEL	11250-1
		EXTENSION-REAR FLOOR REAR SILL PANEL	10838

**100% SATISFACTION GUARANTEED**

**BUY IT NOW!**

**Click Here To Order**

PayPal American Express Discover MasterCard VISA

## Alphabetical Index—Continued

Part Name	Group Number	Part Name	Group Number
EXTENSION-REAR QUARTER INSIDE PANEL-FRONT	27994-5	FILLER-CENTER BODY PILLAR UPPER REAR AT BELT	24294-5
EXTENSION-REAR SEAT BACK SUPPORT	40590-1	FILLER-COWL SIDE TRIM-LOWER	020A06-7
		FILLER-DOOR GLASS RUN	22216
EXTENSION-REAR SIDE MEMBER TO FLOOR SIDE MEMBER	10784-5	FILLER-DOOR VENTILATOR WINDOW WEATHERSTRIP TO	222A42
EXTENSION-ROOF BACK WINDOW UPPER INNER FRAME	50282-3	VENT FRAME	
EXTENSION-ROOF DRIP SIDE FINISH MOULDING	517A10-1		
EXTENSION-ROOF DRIP SIDE MOULDING-FRONT	51858-9	FILLER-FLOOR SIDE INNER MEMBER REINFORCEMENT	10432-3
EXTENSION-ROOF DRIP SIDE MOULDING-REAR	517A42-3	FILLER-FLOOR SIDE OUTER MEMBER FRONT-END	10170-1
		FILLER-FOLDING TOP BOW	514A76
EXTENSION-ROOF HEADLINING SUPPORT	52133	FILLER-FOLDING TOP SIDE RAIL COVER TO QUARTER	54746
EXTENSION-ROOF OUTER REAR RAIL TO WHEELHOUSE	513A44-5	WINDOW	
EXTENSION-ROOF PANEL-REAR	50847		
EXTENSION-ROOF PANEL REAR SIDE	50866-7	FILLER-FRONT BUMPER IMPACT BAR	17A780
EXTENSION-ROOF SIDE INNER MOULDING-FRONT	61542-3	FILLER-FRONT FENDER APRON SPLASH	16A026
		FILLER FRONT-QUARTER WINDOW OPENING-REAR	29650-1
EXTENSION-ROOF SIDE INNER RAIL TO BACK WINDOW	51116-7	CORNER UPPER	
HEADER INNER RAIL		FILLER-FRONT SUSPENSION NO. 1 CROSSMEMBER-END	10678-9
EXTENSION-ROOF SIDE INNER REAR RAIL	513A34-5		
EXTENSION-ROOF SIDE OUTER RAIL TO BACK WINDOW	51114-5	FILLER-INSTRUMENT PANEL END-VINYL COVERED	04500-1
HEADER OUTER RAIL		FILLER-QUARTER PANEL EXTENSION TO REAR CORNER	28376-7
		PILLAR	
EXTENSION-ROOF SIDE-INNER REAR RAIL	51220-1	FILLER-QUARTER PANEL LOWER EXTENSION TO REAR	28024-5
EXTENSION-ROOF SIDE OUTER REAR RAIL	51206-7	FLOOR CROSS SILL	
EXTENSION SHAFT & RETAINER-FRONT DOOR	23442		
VENTILATOR WINDOW REGULATOR		FILLER-QUARTER PANEL REAR	278A80-1
EXTENSION-SPARE WHEEL WELL PANEL-LOWER	47020	FILLER-QUARTER PANEL-REAR	28436-7
		FILLER-QUARTER PANEL-UPPER FRONT	28060-1
EXTENSION-SPARE WHEEL WELL SIDE LOWER-RIGHT	47120	FILLER-QUARTER PANEL-UPPER REAR TO LOWER REAR	279A56-7
REAR		EXTENSION	
EXTENSION-TAILGATE LOCK CYLINDER	431A66		
EXTENSION-UPPER BACK PANEL	403A06-7	FILLER-QUARTER TRIM PANEL TO REAR SEAT CUSHION	31106-7
EXTENSION-WINDSHIELD HEADER-INNER PANEL	03420-1	FILLER-QUARTER TRIM PANEL TO WHEELHOUSE	31234-5
		FILLER-QUARTER WINDOW FRAME	29432
EXTENSION-WINDSHIELD HEADER-OUTER PANEL	03452-3	FILLER-QUARTER WINDOW OUTSIDE FRONT MOULDING-	29888-9
EYE BOLT-FRONT SEAT TRACK TIE ROD	61730	LOWER	
		FILLER-REAR CORNER PILLAR OUTSIDE REAR MOULDING	41892-3
		FILLER-REAR CORNER PILLAR-UPPER	41050-1
		FILLER-REAR FLOOR CROSS SILL TO INNER QUARTER	10802
		PANEL EXTENSION	
FAN-A/COND. EVAPORATOR	19A643	FILLER-REAR FLOOR TO QUARTER PANEL	11228-9
FAST DRY ENAMEL 3 OZ. CAN KIT	19503		
FASTENER ASSEMBLY-ROOF LUGGAGE CARRIER	55014		
FASTENER-BODY FINISH PANEL	290B32	FILLER-REAR QUARTER WINDOW OPENING-FRONT	29436-7
FASTENER-BODY OUTSIDE FINISH RAIL	50108	CORNER LOWER	
		FILLER-REAR QUARTER WINDOW OPENING-	29458-9
FASTENER-CENTER BODY PILLAR-INSIDE FINISH PANEL	24495	REAR CORNER LOWER	
FASTENER-DOOR INNER PANEL BOTTOM DRAIN SEAL	20807	FILLER-WINDSHIELD GARNISH MOULDING-LOWER CORNER	03642
FASTENER-DOOR LOCK STRIKER SHIELD	264A76		
FASTENER-DOOR WINDOW REGULATOR MOTOR BRACKET TO	50108	FILLER-WINDSHIELD OUTSIDE BELT MOULDING	03006-7
DOOR		FILTER A/COND. EXPANSION VALVE KIT	19B698
		FIRE EXTINGUISHER & BRACKET KIT	19B540
FASTENER-FOLDING TOP COMPARTMENT DRAIN SCREEN	54668	FIRE EXTINGUISHER RECHARGE KIT	19C505
FASTENER-FOLDING TOP TO ROOF SIDE RAIL FRONT	53044-5	FITTING ASSEMBLY-A/COND.	19C705
INNER-ROOF LUGGAGE CARRIER SUPPORT	55180		
FRONT	16005-6	FLANGE-A/COND. AIR INLET DUCT TO DASH PANEL	18759
	27762-3	FLUID-AUTOMATIC TRANSMISSION	19582
EXTENSION		FLUSH FENDER SHIELD KIT	27964
		FRAME & DIVISION BAR-FRONT DOOR VENT WINDOW-	22204-5
AT BELT	24290-1	LESS WEATHERSTRIP	

### F



BUY IT NOW!

Click Here To Order



# Alphabetical Index—Continued

Part Name	Group Number	Part Name	Group Number
FRAME & DIVISION BAR-FRONT DOOR VENTILATOR WINDOW	21616-7	GASKET-HEATER PLENUM CHAMBER TO SIDE COWL PANEL	18A693
FRAME & FIELD-WINDSHIELD WIPER MOTOR	17B597	GASKET-HEATER TEMPERATURE REGULATOR CONTROL HOSE CONNECTOR BLOCK	18B413
FRAME & GLASS-FRONT DOOR VENTILATOR WINDOW	21406-7		
FRAME & VENTILATOR WINDOW-FRONT DOOR-LESS GLASS HANDLE	22248-9	GASKET-INSTRUMENT PANEL RADIO OPENING-COVER	04457
		GASKET-RADIO REAR SEAT SPEAKER	18889
FRAME-BACK WINDOW GLASS	422A06	GASKET-REAR VIEW OUTSIDE MIRROR	17724
FRAME-BACK WINDOW-INNER SIDE UPPER	42278-9	GASKET-RESISTOR HEATER BLOWER	18B311
FRAME-BACK WINDOW-LOWER SIDE	41974-5	GASKET-SPEEDOMETER CASE	17303
FRAME-BACK WINDOW LOWER-SIDE	422A04-5		
FRAME-BACK WINDOW-UPPER	42208	GASKET-VACUUM HOSE CONNECTOR BLOCK	18A521
		GASKET-VENT AIR INLET DUCT TO COWL TOP PANEL	01999
FRAME-FRONT DOOR GLASS	22220-1	GASKET-VENT AIR VALVE TO DASH	018A70-1
FRAME-FRONT DOOR VENTILATOR WINDOW	21608-9	GASKET-WINDSHIELD DEFROSTER NOZZLE OUTLET	18A676
FRAME-FRONT DOOR VENTILATOR WINDOW-LESS GLASS	22206-7	GASKET-WINDSHIELD WIPER GEAR COVER	17471
FRAME-QUARTER WINDOW	30504-5		
FRAME-REAR DOOR GLASS-UPPER	26220-1	GASKET-WINDSHIELD WIPER MOTOR SEAL	17C430
		GATE ASSEMBLY-TAIL	40709
FRAME-REAR DOOR GLASS-UPPER	26242	GEAR & PINION-WINDSHIELD WIPER MOTOR	17A479
FRAME-REAR SEAT BACK-UPPER	613A04	GEAR & PULLEY-RADIO ANTENNA CONTROL CABLE	18A809
FRONT FENDER MOULDING RETAINER KIT	16A170	GEAR & SHAFT ASSEMBLY-WINDSHIELD WIPER OUTPUT	17A434
FRONT SEAT BELT BOOT & RETAINER KIT	611A32		
		GEAR & SHAFT-FOLDING TOP NO. 1 BOW SECTOR	514A42
<b>G</b>		GEAR & SHAFT-FRONT DOOR VENTILATOR WINDOW REGULATOR	234A02-3
		GEAR & STOP ASSEMBLY-WINDSHIELD WIPER OUTPUT	17A556
GASKET-A/COND. BLOWER HOUSING COVER	19B776	GEAR-ANTENNA ACTUATOR DRIVE	18A870
GASKET-A/COND. BLOWER MOTOR MOUNTING	19B556		
GASKET-A/COND. COMPRESSOR BASE PLATE	19B651	GEAR-FRONT DOOR VENTILATOR WINDOW DRIVE	23626-7
		GEAR-FRONT SEAT ADJUSTER REGULATOR	617A15
GASKET-A/COND. COMPRESSOR CRANKSHAFT BEARING HOUSING	19698	GEAR-FRONT SEAT ADJUSTER TRANSMISSION	617B80-1
		GEAR-SPEEDOMETER DRIVE	17285
GASKET-A/COND. COMPRESSOR VALVE PLATE	19B994	GEAR-SPEEDOMETER DRIVEN	17271
GASKET-A/COND. EVAPORATOR CASE TO CONTROL PANEL	18A262		
GASKET-A/COND. EVAPORATOR CASE TO DASH PANEL	19B861-2	GEAR-WINDSHIELD WIPER INPUT	17A479
		GLASS-BACK WINDOW	42006
GASKET-A/COND. EVAPORATOR HOSE	19A613	GLASS-BACK WINDOW-SIDE	42024
GASKET-A/COND. REGISTER TO INSTRUMENT PANEL	19648	GLASS-FRONT DOOR VENTILATOR WINDOW	21412-3
GASKET-A/COND. VALVE BODY TO COMPRESSOR	19664	GLASS-FRONT DOOR WINDOW	21410-1
GASKET-A/COND. WINDSHIELD DEFROSTER NOZZLE-OUTLET	18A638		
		GLASS-QUARTER WINDOW	29710
GASKET-ANTENNA LEAD-IN CONNECTOR	19096	GLASS-QUARTER WINDOW STATIONARY	29726
GASKET-ANTENNA LEAD-IN CONNECTOR TO TUBE	18898	GLASS-REAR DOOR	25712-3
GASKET-DEFROSTER NOZZLE-L.H.	18A386	GLASS-REAR DOOR STATIONARY WINDOW	25723
GASKET-FOLDING TOP MOTOR & RESERVOIR KIT	50745	GLASS-WINDSHIELD	03100
GASKET-FRONT DOOR LOCK VACUUM CONTROL CONNECTOR	219A22		
		GRILLE-A/COND. AIR INTAKE	19742
GASKET-FRONT SEAT ADJUSTER REGULATOR COVER	60467	GRILLE ASSEMBLY-FRONT FENDER FRONT ORNAMENT	16C230-1
GASKET-HEATER & A/COND. AIR DAMPER DOOR	18A321	GRILLE-COWL SIDE VENT	01416-7
GASKET-HEATER & A/COND. BLOWER HOUSING TO DASH	18A685	GRILLE-COWL TOP VENT	02228
GASKET-HEATER & A/COND. BLOWER MOTOR MOUNTING	18583	GRILLE-HEATER SIDE COWL DUCT REGISTER	18B340-1
GASKET-HEATER & A/COND. BLOWER MOTOR MOUNTING TO DASH PANEL	18388		
		GRILLE-INSTRUMENT PANEL RADIO	04454
	18570	GRILLE-REAR SEAT BACK RADIO SPEAKER	66649
	18B249	GRILLE-REAR SEAT SPEAKER	18978
	18A477	GRILLE-VENT AIR OUTLET	18A499
		GROMMET-ANTENNA LEAD-IN SEAL	18912
		GROMMET-DOOR LOCK KNOB	21999

**100% SATISFACTION GUARANTEED**

**BUY IT NOW!**

**Click Here To Order**

PayPal American Express Discover MasterCard VISA

# Alphabetical Index—Continued

Part Name	Group Number	Part Name	Group Number
GROMMET-FLOOR CARPET DIMMER SWITCH	10267	GUSSET-QUARTER BELT RAIL TO WHEELHOUSE	290B42-3
GROMMET-FOLDING TOP HYDRAULIC PUMP MOUNTING	50763	GUSSET-QUARTER PILLAR REINFORCEMENT	278A86-7
GROMMET-GLOVE COMPARTMENT DOOR CHECK ARM	06122	GUSSET-QUARTER PILLAR REINFORCEMENT-CENTER	231A32-3
GROMMET-LUGGAGE COMPARTMENT DOOR LOCK VACUUM CONTROL	432A92	GUSSET-QUARTER PILLAR REINFORCEMENT-LOWER	278B00-1
GROMMET-ROOF SIDE RAIL WIRING OPENING-LOWER	513B08-9	GUSSET-QUARTER PILLAR REINFORCEMENT-LOWER	278B20-1
GROMMET-SPEEDOMETER CASE	17304	GUSSET-QUARTER WHEELHOUSE TO SIDE MEMBER	279B86-7
GROMMET-VENT AIR VALVE DAMPER SHAFT	01527	GUSSET-REAR CORNER PILLAR	40364-5
GROMMET-WINDOW REGULATOR MOTOR MOUNTING	23283	GUSSET-REAR FLOOR REAR CROSSMEMBER	10776
GROMMET-WINDSHIELD WIPER MOTOR MOUNTING BRACKET	17C431	GUSSET-REAR FLOOR SIDE INNER MEMBER TO CENTER FLOOR REAR CROSSMEMBER	101A58-9
GUARD-FRONT BUMPER	17996-7	GUSSET-REAR FLOOR SIDE MEMBER TO REAR FLOOR CROSSMEMBER	102A40-1
GUARD-REAR BUMPER	17984-5	GUSSET-REAR SEAT RISER FRONT PANEL TO CENTER FLOOR EXTENSION	63482
GUIDE & RUN ASSEMBLY-REAR DOOR WINDOW-FRONT	262A56-7	GUSSET-WHEELHOUSE INNER TO REAR FLOOR FRONT CROSSMEMBER	28354-5
GUIDE-FOLDING TOP NO. 1 BOW LOCKING HOOK	514A48-9	GUSSET-WHEELHOUSE TO DRAIN TROUGH	278B06-7
GUIDE-HOOD LOCK DOWEL SPRING	16927		
GUIDE-QUARTER WINDOW	29764-5	<b>H</b>	
GUIDE-QUARTER WINDOW ACTUATOR	303A30-1	HANDLE & KNOB-BACK WINDOW REGULATOR	44008
GUIDE-QUARTER WINDOW-FRONT	29752-3	HANDLE ASSEMBLY-BACK WINDOW REGULATOR	44009
GUIDE-QUARTER WINDOW REGULATOR EQUALIZER ARM	30298-9	HANDLE-BACK WINDOW REGULATOR-LESS ORNAMENT	44038
GUIDE-REAR DOOR WINDOW-CENTER	26392-3	HANDLE-DOOR INSIDE	22600-1
GUIDE-REAR DOOR WINDOW-FRONT	26216-7	HANDLE-DOOR OUTSIDE	22400-5
GUIDE-REAR DOOR WINDOW-REAR	26222-3	HANDLE-DOOR PULL	26656
GUIDE-TAILGATE COUNTERBALANCE TORQUE BAR	41956	HANDLE-DOOR WINDOW & QUARTER WINDOW REGULATOR	23342
GUIDE-WINDSHIELD WIPER CONTROL CABLE	17A544	HANDLE-FRONT DOOR VENTILATOR WINDOW	22916-7
GUSSET-COWL SIDE TO FRONT PILLAR-LOWER	02426-7	HANDLE-FRONT SEAT BACK ASSIST	62578-9
GUSSET-COWL SIDE TO UPPER DASH PANEL	020A40-1	HANDLE-FRONT SEAT TRACK ADJUSTING	61753-5
GUSSET-DASH PANEL END	01792-3	HANDLE-HEATER DOOR & AIR VENT DUCT KIT	18B578
GUSSET-DASH PANEL TO FLOOR SIDE MEMBER	021A14-5	HANDLE-HOOD LATCH CONTROL CABLE	16914
GUSSET-DASH PANEL UPPER TO PANEL COWL TOP-OUTER	016A81	HANDLE-LUGGAGE COMPARTMENT DOOR	43500
GUSSET-FLOOR SIDE MEMBER TO FRONT SIDE MEMBER REINFORCEMENT	10048-9	HANDLE-LUGGAGE COMPARTMENT DOOR LOCK RELEASE CONTROL VALVE	43385
GUSSET-FLOOR SIDE MEMBER TO REAR SIDE MEMBER	10196-7	HANDLE-REAR DOOR INSIDE ASSIST	24648
GUSSET-FLOOR SIDE MEMBER TO WHEELHOUSE-INNER	103A20-1	HANDLE-REAR DOOR-OUTSIDE	26600-1
GUSSET-FLOOR SIDE MEMBER TO WHEELHOUSE-INNER FRONT	103A22-3	HANDLE-REAR SEAT BACK LATCH	62418-9
GUSSET-FLOOR SIDE MEMBER TO WHEELHOUSE-UPPER	103A18-9	HANDLE-REAR VIEW OUTSIDE MIRROR CONTROL SHAFT	17156
GUSSET-FLOOR SIDE OUTER MEMBER	10208	HANDLE-TAILGATE LATCH	44449
GUSSET-FLOOR SIDE UPPER TO FLOOR SIDE LOWER MEMBER-FRONT	10570-1	HANDLE-TAILGATE LOCK RELEASE	431C62
GUSSET-FRONT BODY PILLAR LOWER	025A32-3	HARDWARE REAR DECK LUGGAGE RACK KIT	55196
GUSSET-FRONT BODY UPPER OUTER PILLAR	025A36-7	HARNESS-MULTIPLE LUBRICATOR	19A513-5
GUSSET-FRONT FENDER APRON TO RADIATOR SUPPORT SIDE	16B142-3	HEATER & DEFROSTER KIT	18455
GUSSET-FRONT FLOOR LOWER CROSSMEMBER	109A76-7	HINGE-A/COND. INSTRUMENT PANEL REGISTER DOOR	19652
GUSSET-FRONT FLOOR UPPER CROSSMEMBER	10968-9	HINGE & CHECK-FRONT DOOR-LOWER	22806-7
GUSSET-FRONT FLOOR LOWER CROSSMEMBER	62030-1	HINGE & CHECK-REAR DOOR	26802-3
GUSSET-FRONT FLOOR UPPER CROSSMEMBER	10536-7	HINGE ASSEMBLY-FUEL FILLER OPENING LID	405A08
GUSSET-FRONT FLOOR LOWER CROSSMEMBER		HINGE ASSEMBLY-UPPER BACK FINISH PANEL	403A62

**100% SATISFACTION GUARANTEED**

**BUY IT NOW!**

**Click Here To Order**

PayPal American Express Discover MasterCard VISA

# Alphabetical Index—Continued

Part Name	Group Number	Part Name	Group Number
HINGE-AUXILIARY SEAT BACK FLOOR	60928	HOUSING-A/COND. BLOWER	19930-1
HINGE-DOOR VENTILATOR WINDOW-PIVOT ON GLASS FRAME	21490-1	HOUSING-ANTENNA ACTUATOR	19093
HINGE-FRONT DOOR-LOWER	22810-1	HOUSING ASSEMBLY-TAILGATE LOCK CYLINDER-ELECTRIC	440A34
HINGE-FRONT DOOR-UPPER	22800-1	HOUSING-BACK WINDOW	42090
HINGE-GLOVE COMPARTMENT DOOR	06050	HOUSING-DOOR ARM REST WINDOW REGULATOR SWITCH PLATE	24038-9
HINGE-HOOD	16796-7	HOUSING-FOLDING TOP HYDRAULIC PUMP	53395
HINGE-INSTRUMENT PANEL ASH RECEPTACLE	048A30	HOUSING-FOLDING TOP LOCK NUT	53514
HINGE-LUGGAGE COMPARTMENT DOOR	42700-1	HOUSING-FRONT SEAT ADJUSTER REGULATOR	617A30
HINGE-REAR DOOR-UPPER	26800-1	HOUSING-FRONT SEAT ADJUSTER TRANSMISSION	617B84
HINGE-TAILGATE	43000-1	HOUSING-FUEL TANK FILLER PIPE	11310
HINGE-UPPER BACK PANEL	46724	HOUSING-FUEL TANK FILLER PIPE	40328
HOOD-LESS HINGES	16612	HOUSING-HEATER & A/COND.	18A484
HOOK ASSEMBLY-SEAT BELT TO FLOOR-ATTACHING	61280	HOUSING-HEATER & A/COND.TEMPERATURE REGULATOR CONTROL	18A507
HOOK-COAT	29025-6	HOUSING-REAR DOOR ASH RECEPTACLE	27470-1
HOOK-FRONT SEAT TRACK RELEASE CABLE	619A02	HOUSING-WINDSHIELD WIPER MOTOR	17A431
HOOK-HOOD AUXILIARY LATCH	16892	HOUSING-WINDSHIELD WIPER PIVOT SHAFT	17554-5
HOOK-HOOD LOCK	16929		
HOOK-JACK	17A003	<b>I</b>	
HOSE-A/COND.& HEATER BLOWER HOUSING TO BLOWER MOTOR	19A786	INSERT-BACK WINDOW GLASS UPPER SIDE RUN	40781
HOSE-A/COND. & HEATER CONTROL VACUUM SUPPLY	19B649	INSERT-BACK WINDOW OUTSIDE SIDE MOULDING	423A54
HOSE-A/COND. COMPRESSOR TO CONDENSER	19972	INSERT-DOOR INSIDE HANDLE INNER ESCUTCHEON	22644
HOSE-A/COND. EVAPORATOR DRAIN	19858	INSERT-DOOR LOCK STRIKER PLATE	22040
HOSE-A/COND. EVAPORATOR INLET TO COUPLING	19A709	INSERT-FRONT DOOR OUTSIDE UPPER MOULDING	20860
HOSE-A/COND. EVAPORATOR OUTLET TO COUPLING	19A717	INSERT-FRONT FENDER SIDE MOULDING	16B108-9
HOSE ASSEMBLY-LUGGAGE COMPARTMENT DOOR LIFT-LOWER	406A06	INSERT-FRONT SEAT BACK-CENTER	61622
HOSE ASSEMBLY-LUGGAGE COMPARTMENT DOOR LIFT-LOWER TO PUMP	406A08	INSERT-QUARTER OUTSIDE UPPER MOULDING	290B26
HOSE ASSEMBLY-LUGGAGE COMPARTMENT DOOR LIFT-UPPER TO PUMP	406A07	INSERT-QUARTER WINDOW OUTSIDE UPPER MOULDING	29519
HOSE-BACK WINDOW HOUSING DRAIN	42326	INSERT-REAR DOOR OUTSIDE UPPER MOULDING	254A58
HOSE-FOLDING TOP HYDRAULIC LIFT	53456	INSTRUMENT PANEL SAFETY PAD ATTACHING KIT	04200
HOSE-FOLDING TOP LIFT	53390-2	INSULATOR-ANTENNA MAST TO TUBE-LOWER	19110
HOSE-HEATER	18472	INSULATOR-ANTENNA MOUNTING	18897
HOSE-HEATER & A/COND. DEFROSTER	18556	INSULATOR-ANTENNA OUTER MAST	19116
HOSE-HEATER & A/COND. TEMPERATURE REGULATOR CONTROL	18A520	INSULATOR-FAN SHROUD TO RADIATOR	47009
HOSE-HEATER AIR DISCHARGE	18A672	INSULATOR-FRONT SHOCK ABSORBER-LOWER	18A018
HOSE-HEATER TEMPERATURE CONTROL VACUUM OUTLET	18668	INSULATOR-WINDSHIELD WIPER SWITCH	17A527
HOSE-LUGGAGE COMPARTMENT DOOR LOCK VACUUM CONTROL	43240		
HOSE-VACUUM DOOR LOCK	21927	<b>J</b>	
HOSE-WINDSHIELD WASHER	17A605	JACK-BUMPER	17080
HOSE-WINDSHIELD WIPER,WASHER,HEATER & A/COND.	17543	JET & BRACKET-WINDSHIELD WASHER	17603
	18A544	JET-WINDSHIELD WASHER NOZZLE	17A602
	19924	JEWEL-HEATER & A/COND. BLOWER INDICATOR	18B691

**100% SATISFACTION GUARANTEED**

**BUY IT NOW!**

**Click Here To Order**

PayPal   Discover   MasterCard   VISA

# Alphabetical Index—Continued

Part Name	Group Number	Part Name	Group Number
<b>K</b>			
KEY BLANK—LUGGAGE & GLOVE COMPARTMENT DOOR LOCK	43562	KIT-PUMP-FOLDING TOP HYDRAULIC LIFT	53337
KEY-DOOR & IGNITION LOCK	22053	KIT-RADIO ANTENNA	18813
KEY-FRONT DOOR VENTILATOR WINDOW HANDLE-LOCKING	22920	KIT-RADIO REAR SEAT SPEAKER	18875
KEY-FRONT SEAT ADJUSTER REGULATOR	60490	KIT-RADIO RECEIVER	18805
		KIT-RADIO REVERBERATION SPEAKER FOOT CONTROL	19A001
KIT-A/COND.	19700	KIT-REAR BUMPER-STEP	178820
KIT-A/COND. COMPRESSOR GASKET REPAIR	19B684	KIT-REAR DOOR OUTSIDE MOULDING-RETAINER	25418
KIT-A/COND.—EXTRA COOLING	19B969	KIT-REAR VIEW OUTSIDE MIRROR	17696
KIT-ADAPTOR-REAR SEAT BELT MOUNTING	61156	KIT-REGULATOR-DRIVE & COUPLING-ELECTRIC REAR DOOR WINDOW	27002-3
KIT-ANTENNA MOUNTING INSTALLATION	18917		
KIT-ARMATURE & GEAR ASSEMBLY WINDSHIELD WIPER	17C437	KIT-REGULATOR-DRIVE & COUPLING-QUARTER WINDOW ELECTRIC	30302-3
KIT-BODY ROCKER PANEL MOULDING	10146	KIT-REGULATOR-DRIVE & COUPLING-FRONT DOOR WINDOW	23204-5
KIT-BRACKET & SCREW-ROOF & DECK MOUNTING-LUGGAGE CARRIER	55078	KIT-REMOTE CONTROL LUGGAGE COMPARTMENT DOOR LOCK RELEASE	432A00
KIT-BRACKET-REAR VIEW INSIDE MIRROR	17698		
KIT-BUTTON & PIN-DOOR OUTSIDE HANDLE	22454	KIT-RESERVOIR-FOLDING TOP HYDRAULIC LIFT	53376
KIT-CABLE WINDSHIELD WIPER PIVOT SHAFT	17B495	KIT-RETAINER-DOOR OUTSIDE MOULDING-FRONT	20832
KIT-CAM REPLACEMENT ELECTRIC WINDSHIELD WIPER	17A500	KIT-RETAINER-QUARTER PANEL OUTSIDE UPPER MOULDING	290A92
KIT-CARRIER ROOF LUGGAGE-WITH COVER	55062	KIT-ROOF & DECK LID LUGGAGE CARRIER	55100
KIT-DOOR LOCK CYLINDER COVER & SPRING	21942-3		
KIT-DOOR OUTSIDE REAR EDGE MOULDING	20910	KIT-SEAT BELT	610A88-9
KIT-DOOR POCKET	20130	KIT-SEAT BELT	61200-1
KIT-DRIVE GEAR-FRONT DOOR VENTILATOR WINDOW REGULATOR MOTOR	23496	KIT-SEAT BELT RETRACTOR	611A06
KIT-FAST DRY ENAMEL 3 OZ. CAN	19503	KIT-SEAT CUSHION SPRING HELPER	63186
		KIT-SHOCK ABSORBER & BUSHING-FRONT	18124
KIT-FILTER-A/COND. EXPANSION VALVE	19B698	KIT-SHOCK ABSORBER & BUSHING-REAR	18125
KIT-FIRE EXTINGUISHER & BRACKET	19B540	KIT-SHOCK ABSORBER INSULATOR REPAIR	18198
KIT-FIRE EXTINGUISHER RECHARGE	19C505	KIT SOLENOID & PLUNGER REPAIR-FRONT SEAT ADJUSTING	61925
KIT-FLUSH FENDER SHIELD	27964	KIT-SPARE WHEEL MOUNTING-RELOCATING	47044
KIT-FRONT FENDER MOULDING RETAINER	16A170		
KIT-FRONT SEAT BELT BOOT & RETAINER	611A32	KIT-SPEEDOMETER CABLE CORE REPLACEMENT	17262
KIT-GASKET FOLDING TOP MOTOR & RESERVOIR	50745	KIT-SPEEDOMETER CABLE TIP REPLACEMENT	17A254
KIT-HANDLE-HEATER DOOR & AIR VENT DUCT	18B578	KIT-STRAP ASSEMBLY-ROOF CARRIER HOLD DOWN	55196
KIT-HARDWARE-REAR DECK LUGGAGE RACK	55196	KIT-TACHOMETER	17A326
KIT-HEATER & DEFROSTER	18455	KIT-TACHOMETER BRACKET	17368
KIT-INSTRUMENT PANEL SAFETY PAD-ATTACHING	04200	KIT-TIRE INFLATOR & SEALANT	19C543
KIT-LICENSE PLATE FRAME	17A387	KIT-TISSUE DISPENSER	19A549
KIT-LOCK-STOWAGE COMPARTMENT DOOR	47026	KIT-TOUCH-UP PAINT-1 OZ.TUBE	19503
KIT-MOTOR & PLATE-FOLDING TOP HYDRAULIC LIFT	533A00	KIT-TOUCH-UP PAINT-6 OZ.SPRAY CAN	19503
KIT-MOULDING FRONT DOOR OUTSIDE-CLIP	20834	KIT-TOUCH-UP PAINT-QUARTS	19503
KIT-MOULDING QUARTER OUTSIDE UPPER-CLIP	290A93	KIT-VENT AIR VALVE CONTROL MOTOR MOUNTING SEAL	01440
KIT-MOULDING RETAINER OUTSIDE BELT	500308	KIT-WEATHERSTRIP FRONT DOOR FRONT-AT BELT	20340-1
KIT-NOZZLE REPAIR-WINDSHIELD WASHER	17A638	KIT-WINDSHIELD WASHER	17A603
KIT-O RING AND WASHER HYDRAULIC WINDSHIELD WIPER	17B480	KIT-WINDSHIELD WIPER MOTOR KICKER & SHUTTLE	17B483
		KNOB-A/COND. CONTROL	19A640
	55156	KNOB-A/COND. REGISTER AIR OUTLET DOOR	19B674
		KNOB-A/COND. REGISTER CONTROL	19A962
	53442	KNOB-A/COND. REGISTER HORIZONTAL LOUVER ACTUATOR	19A852
	17A391		

**100% SATISFACTION GUARANTEED**

**BUY IT NOW!**

**Click Here To Order**

PayPal American Express Discover MasterCard VISA

## Alphabetical Index—Continued

Part Name	Group Number	Part Name	Group Number
KNOB-AIR CONTROL	18611	LINK-FOLDING TOP CONTROL	50316-7
KNOB-DOOR LOCKING CONTROL ROD	21850	LINK-FOLDING TOP LOWER POWER	506A38-9
KNOB-DOOR WINDOW REGULATOR HANDLE	23352	LINK-FOLDING TOP NO.2 BOW CONTROL	51302-3
KNOB-HEATER & A/COND. BLOWER SWITCH	18513	LINK-FOLDING TOP NO.4 BOW	53174-5
KNOB-HEATER & A/COND. REGULATOR CONTROL	18519	LINK-FOLDING TOP POWER	50352-3
KNOB-QUARTER ASH RECEPTACLE	30710	LINK-FOLDING TOP UPPER POWER	506A52
KNOB-RADIO ANTENNA CONTROL	18911	LINK-FRONT DOOR LOCK CONTROL	21928
KNOB-RADIO CONTROL	18817	LINK-FRONT DOOR LOCK CONTROL	21980
KNOB-RADIO REAR SEAT SPEAKER FADER CONTROL	18958	LINK-FRONT DOOR LOCK CONTROL AUXILIARY BELLCRANK TO SOLENOID	22100-1
KNOB-REAR VIEW MIRROR REMOTE CONTROL	178718	LINK-FRONT DOOR LOCK REMOTE CONTROL	21940-1
KNOB-TAILGATE LATCH RELEASE LEVER	431A76	LINK-FRONT DOOR LOCK REMOTE CONTROL BELLCRANK TO LOCK	21662
KNOB-WINDSHIELD WIPER CONTROL	17513	LINK-FRONT SEAT TRACK REGULATOR TO HORIZONTAL EQUALIZING BAR	62003
<b>L</b>			
LATCH ASSEMBLY-AUXILIARY SEAT BACK FLOOR-R.H.	61142	LINK-FRONT SEAT TRACK VERTICAL ADJUSTER BAR	61854
LATCH-FOLDING TOP SIDE RAIL COVER-FRONT	54734-5	LINK-LUGGAGE COMPARTMENT DOOR HINGE TORSION BAR ADJUSTER	44896
LATCH-FOLDING TOP SIDE RAIL COVER-REAR	54738-9	LINK-LUGGAGE COMPARTMENT DOOR LOCK	43226
LATCH-GLOVE COMPARTMENT DOOR LOCK	06002	LINK-LUGGAGE COMPARTMENT DOOR LOCK SOLENOID	43483
LATCH-RIGHT REAR SEAT	61382	LINK-PACKAGE TRAY LIFT ASSEMBLY TO MOTOR	46593
LATCH-TAILGATE	43187	LINK-REAR DOOR CHECK ON HINGE	26804-5
LEAD-WINDSHIELD WIPER MOTOR	17A499	LINK-REAR DOOR LOCK AUXILIARY BELLCRANK TO SOLENOID	26636
LENS-A/COND. CONTROL	198892	LINK-REAR DOOR LOCK CONTROL-REAR	26490
LENS & BEZEL-WINDSHIELD WIPER CONTROL	17B470	LINK-REAR DOOR LOCK CONTROL ROD	26420-1
LENS-HEATER CONTROL	188396	LINK-REAR DOOR LOCK REMOTE CONTROL	26442-3
LENS-VANITY MIRROR LAMP	18263	LINK-REAR DOOR LOCK REMOTE CONTROL-REAR	26498
LETTER-BODY OUTSIDE	29255	LINK-TAILGATE LOCK RELEASE	431A50
LETTER-HOOD FRONT	16606	LOCK-A/COND. REGISTER	198785
LETTERS-LOWER BACK PANEL	40282	LOCK ASSEMBLY-TAILGATE	43150-1
LEVER-FRONT DOOR LOCK ACTUATING ROD	22384-5	LOCK-FOLDING TOP NO.1 BOW-LESS MOTOR	514A62
LEVER-FRONT DOOR LOCK OPERATING	21970-1	LOCK-FRONT DOOR	21812-3
LEVER-REAR DOOR LOCK ACTUATING ROD	26452	LOCK-GLOVE COMPARTMENT DOOR	06081
LEVER-WINDSHIELD WIPER PARK SWITCH	17B549	LOCK-HOOD	16700-1
LICENSE PLATE FRAME KIT	17A387	LOCK-LUGGAGE COMPARTMENT DOOR	43200
LID-FUEL FILLER OPENING	405A26	LOCK-REAR DOOR	26412-3
LIFT ASSEMBLY-LUGGAGE COMPARTMENT DOOR	406A10	LOCK SET-DOOR & IGNITION	22050
LIFT ASSEMBLY-UPPER BACK FINISH PANEL-LESS MOTOR	403A52	LOCK SET-LUGGAGE, TAILGATE & GLOVE COMPARTMENT DOOR	43507
LIFT-FOLDING TOP HYDRAULIC	50600	LOCK STOWAGE COMPARTMENT DOOR KIT	47026
LIFT-JACK	17115	LOOP-REAR SEAT BACK FLOOR EXTENSION STOP	605A48
LIFT-UPPER BACK PANEL	46538-9	LOOP-REAR SEAT BACK STOP	61099-0
LINK-A/COND. EVAPORATOR DOOR CONTROL	198783	LUBRICANT-ADDITIVE POWER STEERING & AUTOMATIC TRANSMISSION	19C548
LINK & VERTICAL STRAINER-REAR SEAT BACK CENTER ARM REST	67210	LUBRICANT-BALL JOINT GREASE	19590
	50454-5	LUBRICANT-DIFFERENTIAL GEAR & WASHERS	19580
	506A14-5	LUBRICANT-DISTRIBUTOR CAM	19D530
	506A68-9	LUBRICANT-DOUBLE CARDAN CENTERING BALL	19586
	506A16-7		

**100% SATISFACTION GUARANTEED**

**BUY IT NOW!**

**Click Here To Order**

PayPal American Express Discover MasterCard VISA

## Alphabetical Index—Continued

Part Name	Group Number	Part Name	Group Number
LUBRICANT-HYPOID ADDITIVE	19B546	MEMBER-REAR FLOOR CROSS FUEL TANK FRONT SUPPORT	11368
LUBRICANT-LOCK	19587	MEMBER-REAR FLOOR CROSS-REAR	10780
LUBRICANT-LUBRIPLATE-WHITE GREASE-WATERPROOF	19584	MEMBER-REAR FLOOR SIDE-INNER	10290-1
LUBRICANT-MULTIPLE LUBRICATOR	19577	MEMBER-REAR SHOCK ABSORBER MOUNTING	18A000
LUBRICANT-OIL CONDITIONER	19579	MEMBER-REAR SHOCK ABSORBER MOUNTING MEMBER	18A073
LUBRICANT-REAR AXLE HYPOID	19580	MIRROR & ARM-REAR VIEW OUTSIDE	17025
		MIRROR & CABLE-REAR VIEW OUTSIDE	17A708
LUBRICANT-RU-GLYDE	19583	MIRROR GLASS-REAR VIEW OUTSIDE	17A700
LUBRICANT-SILICONE	19553		
LUBRICANT-SPECIAL PURPOSE	19589	MIRROR GLASS-REAR VIEW OUTSIDE	17723
LUBRICANT-SPEEDOMETER CABLE	19581	MIRROR-REAR VIEW INSIDE	17700
LUBRICANT-STANDARD TRANSMISSION	19C547	MIRROR-REAR VIEW OUTSIDE	17682
		MIRROR-SPOTLIGHT	18153
LUBRICANT-STEERING GEAR	19578	MIRROR-VISOR VANITY	17A679
LUBRICANT-STEERING LINKAGE	19B545		
LUBRICANT-U-JOINT	19586	MOTOR-A/COND. & HEATER VACUUM CONTROL	18A318
LUBRICANT-WATER PUMP & RUST INHIBITOR	19546	MOTOR-A/COND. BLOWER	19805
LUBRICANT-WATER PUMP-STOP-LEAK & RUST INHIBITOR	19554	MOTOR & BRACKET ASSEMBLY-LUGGAGE COMPARTMENT DOOR LOCK	432A24
		MOTOR & BRACKET-UPPER BACK PANEL LIFT	46752
LUBRICANT-WHEEL BEARING GREASE	19585	MOTOR & COVER-FRONT DOOR VENTILATOR WINDOW REGULATOR GEAR-ELECTRIC	23406-7
<b>M</b>		MOTOR & HOUSING-ANTENNA	18A819
MASK-A/COND. & HEATER CONTROL	18B395	MOTOR & PLATE FOLDING TOP HYDRAULIC LIFT KIT	533A00
		MOTOR & TUBE-RADIO ANTENNA	18850
MAST-ANTENNA	19107-9		
MAST-RADIO ANTENNA	18A886	MOTOR & WHEEL-A/COND. BLOWER	19846
MEDALLION-A/COND.REGISTER	19A551	MOTOR-ANTENNA DRIVE	19112
MEDALLION-FUEL FILLER DOOR ORNAMENT	40580	MOTOR-HEATER & A/COND. BLOWER	18527
MEDALLION-REAR SEAT BACK ORNAMENT	66633	MOTOR-WINDSHIELD WIPER	17508
		MOULDING-A/COND. REGISTER UPPER-L.H.	19A856
MEMBER-CENTER FLOOR CROSS-UPPER	10848-9		
MEMBER-CENTER FLOOR FRONT CROSS-LOWER	10850-1	MOULDING ASSEMBLY-FRONT FENDER FRONT SIDE TIP	16C102-3
MEMBER-CENTER FLOOR FRONT CROSS-UPPER	10972	MOULDING ASSEMBLY-LOWER BACK PANEL END-WITH ATTACHING PARTS	423A08-9
MEMBER-CENTER FLOOR SIDE-INNER	10442-3		
MEMBER-FLOOR CROSS NO.3-UPPER	10734-5	MOULDING-BACK BELT	40242
		MOULDING-BACK BELT-CENTER	423A20-1
MEMBER-FLOOR SIDE	102A18-9		
MEMBER-FLOOR SIDE-INNER	10116-7	MOULDING-BACK BELT-SIDE	423A18-9
MEMBER-FLOOR SIDE-OUTER	10120-1	MOULDING-BACK WINDOW DIVISION BAR-INSIDE	42442-3
MEMBER-FLOOR SIDE-REAR	10124-5	MOULDING-BACK WINDOW DIVISION BAR-OUTSIDE	42402-3
MEMBER-FRONT CROSS	10852	MOULDING-BACK WINDOW DIVISION BAR-OUTSIDE	42420-1
		MOULDING-BACK WINDOW GARNISH-LOWER	42456-7
MEMBER-FRONT FLOOR CROSS NO. 1	10692-3		
MEMBER-FRONT FLOOR CROSS NO. 2	10728	MOULDING-BACK WINDOW GARNISH-LOWER CORNER	42454-5
MEMBER-FRONT FLOOR CROSS-LOWER	10812-3	MOULDING-BACK WINDOW GARNISH-SIDE	42416-7
MEMBER-FRONT FLOOR CROSS-UPPER	10672	MOULDING-BACK WINDOW GARNISH-UPPER	42410-1
MEMBER-FRONT SIDE	10462-3	MOULDING-BACK WINDOW GLASS-TOP	422A28
		MOULDING-BACK WINDOW LOWER GARNISH	42304
MEMBER-FRONT SIDE-INNER	10008-9		
MEMBER-FRONT SIDE-OUTER	10218-9	MOULDING-BACK WINDOW-OUTSIDE LOWER	42404-5
MEMBER-FRONT SUSPENSION	10300	MOULDING-BACK WINDOW-OUTSIDE LOWER CENTER	423A28
		MOULDING-BACK WINDOW-OUTSIDE LOWER CORNER	42406-7
		MOULDING-BACK WINDOW-OUTSIDE SIDE	42492-3
		MOULDING-BACK WINDOW OUTSIDE SIDE-LOWER	44680-1
		MOULDING-BACK WINDOW OUTSIDE SIDE-UPPER	41844-5

**100% SATISFACTION GUARANTEED**

**BUY IT NOW!**

**Click Here To Order**



# Alphabetical Index—Continued

Part Name	Group Number	Part Name	Group Number
MOULDING-BACK WINDOW-OUTSIDE UPPER	42430-1	MOULDING-FRONT SEAT BACK	60788
MOULDING-BACK WINDOW OUTSIDE-UPPER CORNER	42376-7	MOULDING-FRONT SEAT BACK	65206
MOULDING-BODY ROCKER PANEL CURB BUFFER	10176-7	MOULDING-FRONT SEAT BACK REAR TRIM PANEL	61670
MOULDING-BODY ROCKER PANEL-REAR	101A04-5	MOULDING-FRONT SEAT BACK SIDE SHIELD	61402-3
		MOULDING-FRONT SEAT CUSHION SIDE SHIELD	61400-1
MOULDING-CENTER BODY PILLAR OUTSIDE-LOWER	24470-1		
MOULDING-CENTER BODY PILLAR OUTSIDE-UPPER	24458-9	MOULDING-FUEL FILLER DOOR OPENING-LOWER	405A96
MOULDING-CONSOLE COMPARTMENT PANEL FRONT	045B24-5	MOULDING-FUEL FILLER LID	405A48
MOULDING-CONSOLE COMPARTMENT PANEL REAR	04736	MOULDING-FUEL FILLER LID FINISH RAIL	405A52
MOULDING-CONSOLE COMPARTMENT PANEL SIDE-FRONT	04578-9	MOULDING-GLOVE COMPARTMENT DOOR	04773
		MOULDING-GLOVE COMPARTMENT DOOR	04792
MOULDING-CONSOLE COMPARTMENT PANEL SIDE-REAR	045B70-1		
MOULDING-CONSOLE PANEL SIDE	045C26-7	MOULDING-HOOD FRONT	16856-7
MOULDING-DOOR ARM REST	24166	MOULDING-HOOD FRONT EXTENSION	16A708
MOULDING-DOOR ARM REST	24190-1	MOULDING-INSTRUMENT PANEL	04388
MOULDING-DOOR OUTSIDE APPLIQUE	208A10-1	MOULDING-INSTRUMENT PANEL END-LOWER	044B54-5
		MOULDING-INSTRUMENT PANEL END UPPER COVER	04287
MOULDING EXTENSION-FRONT FENDER MOULDING	16B052-3	RETAINING	
MOULDING-FOLDING TOP NO.1 BOW-OUTSIDE	517A70		
MOULDING-FOLDING TOP REAR BOW OUTSIDE-CENTER	51416	MOULDING-INSTRUMENT PANEL END UPPER RETAINING	04264
MOULDING-FOLDING TOP REAR BOW OUTSIDE-SIDE	51476-7	MOULDING-INSTRUMENT PANEL-INTERMEDIATE	04446
MOULDING-FRONT BUMPER STONE DEFLECTOR	17B812	MOULDING-INSTRUMENT PANEL LOWER	04652
		MOULDING-INSTRUMENT PANEL PAD RETAINING-END	04518-9
MOULDING-FRONT DOOR-OUTSIDE	20938-9	MOULDING-INSTRUMENT PANEL PAD RETAINING-TOP	04522-3
MOULDING-FRONT DOOR-OUTSIDE BELT	20934-5		
MOULDING FRONT DOOR OUTSIDE CLIP KIT	20834	MOULDING-INSTRUMENT PANEL PAD RETAINING TOP	044B40
MOULDING-FRONT DOOR OUTSIDE-LOWER	20878-9	CENTER	
MOULDING-FRONT DOOR OUTSIDE LOWER FINISH RAIL	20866-7	MOULDING-INSTRUMENT PANEL UPPER-PAD RETAINING	04296-7
		MOULDING-INSTRUMENT PANEL UPPER PAD RETAINING	04772
MOULDING-FRONT DOOR-OUTSIDE UPPER	20932-3	CENTER	
MOULDING-FRONT DOOR OUTSIDE UPPER FINISH RAIL	20864		
MOULDING-FRONT DOOR TRIM	20920-1	MOULDING-INSTRUMENT PANEL-VINYL COVERED	04388
MOULDING-FRONT DOOR TRIM	20970-1	MOULDING-LOWER BACK FINISH PANEL-LOWER	42370
MOULDING-FRONT DOOR TRIM-BELT	22370-1	MOULDING-LOWER BACK FINISH PANEL-UPPER	42368-9
		MOULDING-LOWER BACK PANEL	423A14
MOULDING-FRONT DOOR TRIM-CENTER	20958-9	MOULDING-LOWER BACK PANEL	423A58
MOULDING-FRONT DOOR TRIM-LOWER	20956-7		
MOULDING-FRONT DOOR TRIM-UPPER	21110-1	MOULDING-LOWER BACK PANEL APPLIQUE	423A48
MOULDING-FRONT DOOR TRIM-UPPER FRONT	20914-5	MOULDING-LOWER BACK PANEL CENTER FINISH-WITH	423A12-3
MOULDING-FRONT DOOR WINDOW FRAME-OUTSIDE FRONT	20442-3	ATTACHING PARTS	
		MOULDING-LUGGAGE COMPARTMENT DOOR	42509-12
MOULDING-FRONT DOOR WINDOW FRAME-OUTSIDE REAR	20982-3	MOULDING-LUGGAGE COMPARTMENT DOOR-LOWER CENTER	40104-5
MOULDING-FRONT DOOR WINDOW FRAME-OUTSIDE TOP	20492-3		
MOULDING-FRONT DOOR WINDOW GARNISH	20904-5	MOULDING-LUGGAGE COMPARTMENT DOOR-LOWER END	40108-9
MOULDING-FRONT FENDER AT GRILLE OPENING	16C218-9	MOULDING-PACKAGE TRAY FINISH-CENTER	465A02
MOULDING-FRONT FENDER FINISH RAIL-LOWER	16B042-3	MOULDING-PACKAGE TRAY FINISH-END	465A04-5
		MOULDING-PACKAGE TRAY FINISH-INTERMEDIATE	465A00
MOULDING-FRONT FENDER FINISH RAIL-UPPER	16B082-3	MOULDING-PACKAGE TRAY-REAR	46530-1
MOULDING-FRONT FENDER-FRONT	16164-5		
MOULDING-FRONT FENDER LOWER FRONT	16A192-3	MOULDING PANEL-FRONT FENDER SIDE FRONT	16550-1
MOULDING-FRONT FENDER SIDE	16003-4	MOULDING-QUARTER ARM REST	31796-7
MOULDING-FRONT FENDER SIDE	16036-7	MOULDING-QUARTER ARM REST-UPPER	31782
		MOULDING-QUARTER BELT GARNISH	29380-1
EAR	16C038-9	MOULDING-QUARTER BELT GARNISH-REAR	290B36-7
-REAR	16038-9		
UPPER	16A078-9	MOULDING-QUARTER INSIDE UPPER REAR TRIM PANEL	290A30
	290A56-7	MOULDING-QUARTER OUTSIDE BELT	29034-5
	290A54	MOULDING-QUARTER OUTSIDE BELT	29042-3

**100% SATISFACTION GUARANTEED**

**BUY IT NOW!**

**Click Here To Order**

PayPal American Express Discover MasterCard VISA

# Alphabetical Index—Continued

Part Name	Group Number	Part Name	Group Number
MOULDING-QUARTER OUTSIDE BELT-REAR	29138-9	MOULDING-QUARTER TRIM-REAR	290A44-5
MOULDING-QUARTER OUTSIDE FINISH PANEL-REAR	291A50-1	MOULDING-QUARTER TRIM-REAR	31140
		MOULDING-QUARTER TRIM-UPPER FRONT	290A22-3
MOULDING-QUARTER OUTSIDE-FRONT	291A34-5	MOULDING-QUARTER TRIM-UPPER REAR	290A26-7
MOULDING-QUARTER OUTSIDE LOWER FINISH RAIL	291A76-7		
MOULDING-QUARTER OUTSIDE-LOWER FRONT	29076-7	MOULDING-QUARTER WHEEL OPENING COVER	29050-1
MOULDING-QUARTER OUTSIDE-LOWER FRONT	291B20-1	MOULDING-QUARTER WHEEL OPENING COVER FRONT	31294-5
MOULDING-QUARTER OUTSIDE-LOWER REAR	29066-7	MOULDING-QUARTER WHEEL OPENING COVER-REAR	31358-9
		MOULDING-QUARTER WHEELHOUSE LOWER EXTENSION COVER-REAR	31460-1
MOULDING-QUARTER OUTSIDE REAR	29038-9		
MOULDING-QUARTER OUTSIDE-REAR	29396-7	MOULDING-QUARTER WHEELHOUSE TRIM PANEL	290B22-3
MOULDING-QUARTER OUTSIDE REAR FINISH RAIL	290B06-7	MOULDING-QUARTER WHEELHOUSE TRIM PANEL-FRONT	290B40-1
MOULDING-QUARTER OUTSIDE-SPEAR	290C24-5	MOULDING-QUARTER WINDOW GARNISH-LOWER	29002-3
MOULDING-QUARTER OUTSIDE SPEAR-LOWER	290C32	MOULDING-QUARTER WINDOW GARNISH-UPPER	29007
		MOULDING-QUARTER WINDOW GARNISH-UPPER FRONT	29014-5
MOULDING-QUARTER OUTSIDE SPEAR-TIP	290C34-5		
MOULDING-QUARTER-OUTSIDE UPPER	29028-9	MOULDING-QUARTER WINDOW GARNISH-UPPER REAR	28994-5
MOULDING-QUARTER OUTSIDE UPPER	29140-1	MOULDING-QUARTER WINDOW-OUTSIDE FRONT	290A66-7
MOULDING-QUARTER OUTSIDE-UPPER CENTER	290B35	MOULDING-QUARTER WINDOW-OUTSIDE FRONT OUTER	290B92-3
MOULDING QUARTER OUTSIDE UPPER CLIP KIT	290A93	MOULDING-QUARTER WINDOW-OUTSIDE REAR	290B52-3
		MOULDING-QUARTER WINDOW OUTSIDE-UPPER	290A60-1
MOULDING-QUARTER OUTSIDE UPPER FINISH RAIL	291A78		
MOULDING-QUARTER OUTSIDE UPPER FINISH RAIL-FRONT	291A81	MOULDING-QUARTER WINDOW OUTSIDE UPPER	290A64-5
MOULDING-QUARTER OUTSIDE UPPER FINISH RAIL-REAR	291A83	MOULDING-REAR CORNER PILLAR OUTSIDE UPPER	410A06-7
MOULDING-QUARTER OUTSIDE-UPPER FRONT	29068-9	MOULDING-REAR DOOR ARM REST & QUARTER-SUPPORT	25406-7
		MOULDING-REAR DOOR GLASS WEATHERSTRIP RETAINER	254A88-9
		MOULDING-REAR DOOR-OUTSIDE	25532-3
MOULDING-QUARTER OUTSIDE-UPPER REAR	291A48		
MOULDING-QUARTER OUTSIDE UPPER REAR CORNER	291A42	MOULDING-REAR DOOR OUTSIDE APPLIQUE	254A78
MOULDING-QUARTER OUTSIDE UPPER REAR END	29246-7	MOULDING-REAR DOOR OUTSIDE BELT	25554-5
MOULDING-QUARTER PANEL LOWER REAR EDGE	27766-7	MOULDING-REAR DOOR OUTSIDE-LOWER	25556-7
MOULDING-QUARTER PANEL LOWER REAR EXTENSION	29368-9	MOULDING-REAR DOOR OUTSIDE LOWER FINISH RAIL	254A48-9
		MOULDING-REAR DOOR OUTSIDE LOWER FINISH RAIL-FRONT	254A26-7
MOULDING-QUARTER PANEL OUTSIDE REAR END	290B02-3		
MOULDING-QUARTER SPEAR TO FUEL FILLER CAP-LOWER FRONT	291B91	MOULDING-REAR DOOR OUTSIDE-TOP	25542-3
MOULDING-QUARTER SPEAR TO FUEL FILLER CAP-LOWER REAR	291B93	MOULDING-REAR DOOR OUTSIDE TOP FRONT-SNAP-ON	254A12-3
		MOULDING-REAR DOOR-OUTSIDE TOP REAR	25522-3
		MOULDING-REAR DOOR-OUTSIDE UPPER	25540-1
MOULDING-QUARTER SPEAR TO FUEL FILLER CAP-UPPER REAR	291B89	MOULDING-REAR DOOR OUTSIDE UPPER FINISH RAIL	254A50-1
MOULDING-QUARTER SPEAR-UPPER	291B86-7		
MOULDING-QUARTER STATIONARY WINDOW GARNISH-FRONT	29306-7	MOULDING-REAR DOOR OUTSIDE-UPPER FRONT	25586-7
		MOULDING-REAR DOOR OUTSIDE UPPER REAR EXTENSION	24990-1
		MOULDING-REAR DOOR OUTSIDE UPPER REAR EXTENSION	25018-9
MOULDING-QUARTER STATIONARY WINDOW GARNISH-LOWER	29094-5	MOULDING-REAR DOOR TRIM	25558-9
MOULDING-QUARTER STATIONARY WINDOW GARNISH-LOWER REAR	29084-5		
MOULDING-QUARTER STATIONARY WINDOW GARNISH-REAR	29262-3	MOULDING-REAR DOOR TRIM-BELT	26024-5
		MOULDING-REAR DOOR TRIM-CENTER	25502-3
		MOULDING-REAR DOOR TRIM-FRONT	25504-5
		MOULDING-REAR DOOR TRIM-LOWER	25578-9
MOULDING-QUARTER TRIM	290A42-3	MOULDING-REAR DOOR TRIM-REAR	25546-7
MOULDING-QUARTER TRIM	31162-3		
MOULDING-QUARTER TRIM	31322-3	MOULDING-REAR DOOR WINDOW FRAME-OUTSIDE REAR	254A04-5
	290A24-5	MOULDING-REAR DOOR WINDOW GARNISH	25514-5
	31204	MOULDING-REAR FLOOR PAN SIDE	111A08-9
		MOULDING-REAR QUARTER STATIONARY WINDOW GARNISH-UPPER	290A14-5
	290A28-9		

**100% SATISFACTION GUARANTEED**

**BUY IT NOW!**

**Click Here To Order**

PayPal American Express Discover MasterCard VISA

# Alphabetical Index—Continued

Part Name	Group Number	Part Name	Group Number
MOULDING-REAR QUARTER WINDOW GARNISH-FRONT	291A60-1	MOULDING-WINDSHIELD GARNISH-LOWER	03626-7
MOULDING-REAR QUARTER WINDOW GARNISH-LOWER FRONT	29122-3	MOULDING-WINDSHIELD GARNISH-SIDE	03598-9
MOULDING-REAR QUARTER WINDOW GARNISH-LOWER REAR	291A88-9	MOULDING-WINDSHIELD GARNISH-SIDE LOWER	03680-1
MOULDING-REAR QUARTER WINDOW GARNISH-REAR	291A84-5	MOULDING-WINDSHIELD GARNISH-SIDE UPPER	03622-3
		MOULDING-WINDSHIELD GARNISH-UPPER	03606-7
MOULDING-REAR QUARTER WINDOW-INSIDE UPPER CORNER	291A30-1	MOULDING-WINDSHIELD OUTSIDE-BELT	03148-9
MOULDING-REAR QUARTER WINDOW-OUTSIDE FRONT	291A10-1	MOULDING-WINDSHIELD OUTSIDE-SIDE	03136-7
MOULDING-REAR QUARTER WINDOW-OUTSIDE REAR	291A32-3	MOULDING-WINDSHIELD OUTSIDE-TOP	03144-5
MOULDING-REAR QUARTER WINDOW-OUTSIDE UPPER	290A62-3	MOULDING-WINDSHIELD OUTSIDE-UPPER CORNER	03220-1
		MUD & STONE DEFLECTOR-STATION WAGON	16D576
MOULDING-REAR SEAT BACK	601A54-5		
MOULDING-REAR SEAT BACK TOP	61138-9	<b>N</b>	
MOULDING-REAR SEAT BACK-UPPER	61040-1		
MOULDING-REAR WHEEL OPENING	29164-5		
MOULDING RETAINER OUTSIDE BELT KIT	500308	NAME PLATE-QUARTER PANEL	28818
		NOZZLE-BACK WINDOW HOUSING DRAIN	42312
MOULDING-ROOF DRIP FINISH-FRONT	51718-9	NOZZLE REPAIR-WINDSHIELD WASHER KIT	17A638
MOULDING-ROOF DRIP FINISH-REAR	517A46		
MOULDING-ROOF DRIP FINISH-SIDE	51726-9	NOZZLE-WINDSHIELD DEFROSTER	18490-1
MOULDING-ROOF DRIP-REAR CORNER	517A82-3	NOZZLE-WINDSHIELD WASHER	17665
MOULDING-ROOF DRIP-SIDE	51700-1	NUT-AIR CONTROL MOUNTING	018A10
		NUT & HOUSING ASSEMBLY-LUGGAGE COMPARTMENT DOOR LOCK	432A34
MOULDING-ROOF DRIP SIDE-BELT	51686-7		
MOULDING-ROOF DRIP SIDE FINISH-FRONT	517A54-5	NUT-ANTENNA DOME	18865
MOULDING-ROOF DRIP SIDE FINISH-LOWER REAR	51804-5	NUT ASSEMBLY-LUGGAGE COMPARTMENT DOOR LOCK	53510
MOULDING-ROOF DRIP SIDE FINISH-REAR & REAR CORNER	51728-9	NUT-DOOR LOCK CONTROL	19B512
		NUT-FRONT DOOR LOCK CONTROL SWITCH	218A80
MOULDING-ROOF DRIP SIDE FINISH-REAR CORNER	517A48-9	NUT-FRONT SEAT ADJUSTER REGULATOR-LESS SOLENOID	60432
MOULDING-ROOF DRIP SIDE-REAR	51720-1		
MOULDING-ROOF OUTSIDE BELT	517A04-5	NUT-HEATER & A/COND. REGULATOR CONTROL BEZEL MOUNTING	18A508
MOULDING-ROOF OUTSIDE REAR-CENTER	50044		
MOULDING-ROOF OUTSIDE REAR-SIDE	517A02-3	NUT-HEATER BLOWER SWITCH	18545
		NUT-HOOD LOCK DOWEL SPRING RETAINING	16B750
MOULDING-ROOF OUTSIDE SIDE-FRONT	50062-3	NUT-LUGGAGE COMPARTMENT DOOR LOCK RELEASE CONTROL	43387
MOULDING-ROOF OUTSIDE SIDE-REAR	50070-1		
MOULDING-ROOF SIDE	51628-9		
MOULDING-ROOF SIDE INNER	51752-3	NUT-RADIO ANTENNA CONTROL SWITCH	18A996
MOULDING-ROOF SIDE INNER-REAR	51754-5	NUT-REAR VIEW OUTSIDE MIRROR	17B719
		NUT-WINDSHIELD WIPER CONTROL	17512
MOULDING-ROOF SIDE RAIL-INNER	513B42-3		
MOULDING-ROOF SIDE RAIL-OUTSIDE	50020-1	<b>O</b>	
MOULDING-TAILGATE-LOWER	40719		
MOULDING-TAILGATE OUTSIDE	425A22	O RING-A/COND. HOSE COUPLING	198979
MOULDING-TAILGATE OUTSIDE BELT	40242	O RING & WASHER HYDRAULIC WINDSHIELD WIPER KIT	17B480
		ORNAMENT & MEDALLION-QUARTER OUTSIDE	291B26
MOULDING-TAILGATE OUTSIDE-BELT SIDE	40738-9		
MOULDING-TAILGATE OUTSIDE FINISH PANEL	425A04	ORNAMENT-DOOR ARM REST SUPPORT	20812-5
MOULDING-TAILGATE OUTSIDE FINISH PANEL-LOWER	425A18	ORNAMENT-DOOR ARM REST SUPPORT	24158-9
MOULDING-TAILGATE OUTSIDE LOWER	425A30	ORNAMENT-DOOR TRIM PANEL	20802
MOULDING-TAILGATE OUTSIDE PANEL-END	42576-7	ORNAMENT-FRONT DOOR ARM REST SUPPORT-REAR	24162-3
		ORNAMENT-FRONT DOOR INSIDE PANEL	20988
	41018		
	423A96	ORNAMENT-FRONT FENDER SIDE-FRONT	16A096-7
	423A92-3		
	42512		

**100% SATISFACTION GUARANTEED**

**BUY IT NOW!**

**Click Here To Order**

PayPal American Express Discover MasterCard VISA

## Alphabetical Index—Continued


Part Name	Group Number	Part Name	Group Number
ORNAMENT-FRONT FENDER SIDE-FRONT	16188	PAD-QUARTER OUTSIDE UPPER REAR END MOULDING	291A16
ORNAMENT-FRONT FENDER SIDE-LOWER	16300-1	PAD-REAR BUMPER-STEP	178821
ORNAMENT-FRONT FENDER SIDE-REAR	16B150	PAD-REAR DOOR INSIDE ASSIST HANDLE	24650
ORNAMENT-FRONT FENDER-TOP	16178-9	PAD-REAR SHOCK ABSORBER UPPER PLATE	18A110
		PAD-ROOF LUGGAGE CARRIER SLAT	55147
ORNAMENT-FUEL FILLER DOOR	405A86		
ORNAMENT-GLOVE COMPARTMENT DOOR	060A14	PAD-SKI CARRIER BOTTOM SUPPORT	55028
ORNAMENT-HOOD FRONT	16607	PAD-STEERING COLUMN OPENING COVER PLATE	01771
ORNAMENT-HOOD TOP	16850	PAN-A/COND. EVAPORATOR DRIP	19859
ORNAMENT-INSTRUMENT PANEL-CENTER	044B30	PAN-CENTER FLOOR	11160
		PAN-FRONT FLOOR	11135
ORNAMENT-LOWER BACK-INNER	403B86		
ORNAMENT-LOWER BACK-OUTER	403B94	PAN-REAR FLOOR	11215
ORNAMENT-LOWER BACK PANEL	40316-7	PAN-REAR FLOOR SIDE	112A22-3
ORNAMENT-LOWER BACK PANEL-SIDE	424A04-5	PANEL-A/COND. EVAPORATOR CASE	19802
ORNAMENT-LUGGAGE COMPARTMENT DOOR	43504	PANEL-A/COND. EVAPORATOR CASE-REAR	19A612
		PANEL-A/COND. EVAPORATOR CASE TOP	19A998
ORNAMENT-PACKAGE TRAY	46768		
ORNAMENT-QUARTER OUTSIDE	28032-3	PANEL & BOX-INSTRUMENT PANEL ASH RECFPTACLE	04894-5
ORNAMENT-REAR DOOR & QUARTER-OUTSIDE LOWER	25404-5	PANEL & RETAINER-HEATER & A/COND. CONTROL	18A651
ORNAMENT-REAR DOOR OUTSIDE-UPPER	26008-9	PANEL ASSEMBLY-LEFT REAR SEAT SUPPORT	60718-9
ORNAMENT-REAR DOOR TRIM-UPPER	254A74-5	PANEL ASSEMBLY-QUARTER INSIDE	280A54-5
		PANEL ASSEMBLY-REAR BUMPER OPENING FINISH	17224-5
ORNAMENT-ROOF OUTSIDE-REAR	502A00-1		
ORNAMENT-ROOF OUTSIDE-SIDE	517A20-1	PANEL ASSEMBLY-ROOF-WELDED	50212
ORNAMENT-ROOF OUTSIDE SIDE-UPPER	50284-5	PANEL-AUXILIARY FLOOR-LESS COVER	11564
ORNAMENT-ROOF OUTSIDE SIDE-UPPER	50286-7	PANEL-AUXILIARY SEAT BACK FLOOR FRONT FINISH	605A00
ORNAMENT-ROOF SIDE & FENDER-OUTER	50286-7	PANEL-AUXILIARY SEAT BACK FLOOR FRONT-LESS COVER	60940
ORNAMENT-ROOF SIDE-INNER	50266-7		
ORNAMENT-ROOF SIDE-INNER	50274-5	PANEL-AUXILIARY SEAT BACK FLOOR REAR-LESS COVER	60942
ORNAMENT-ROOF SIDE-LOWER	517A30-1		
ORNAMENT-SEAT BACK	64824	PANEL-AUXILIARY SEAT BACK FLOOR-UPPER	60997
ORNAMENT-TAILGATE-LESS CYLINDER	43500	PANEL-BACK WINDOW REGULATOR MOUNTING	40932
		PANEL-BODY ROCKER	10128-31
ORNAMENT-UPPER BACK PANEL	40562-3		
OUTLFT-HEATER REAR SEAT DUCT	18C262	PANEL-CENTER BODY PILLAR INSIDE FINISH-LOWER	24346-7
		PANEL-CENTER BODY PILLAR INSIDE FINISH-UPPER	24356-7
		PANEL-CONSOLF	045A36
		PANEL-CONSOLE COMPARTMENT FRONT	045A74
		PANEL-CONSOLE COMPARTMENT REAR	045A12
PACKAGE-A/COND. HOSE COUPLING	19A715		
PAD-A/COND. INSTRUMENT PANEL REGISTER	198964	PANEL-COWL SIDE	02038-9
PAD & RETAINER ROOF & DECK MOUNTING LUGGAGE RACK KIT	55156	PANEL-COWL SIDE HEATER UNIT MOUNTING	18A662-3
PAD-BACK WINDOW REGULATOR HANDLE	44011	PANEL-COWL TOP	02010
		PANEL-COWL TOP OUTER	02012
		PANEL-COWL TOP OUTER-CENTER	02230
PAD-DOOR OUTSIDE HANDLE-LARGE	22428-9		
PAD-DOOR OUTSIDE HANDLE-LARGE	26640	PANEL-COWL TOP OUTER-SIDE	02232-3
PAD-DOOR OUTSIDE HANDLE-SMALL	22448-9	PANEL CONTROL-A/COND. EVAPORATOR	198568
PAD-FRONT BUMPER GUARD	17A465	PANEL-DASH	01610
PAD-HOOD ON COWL	16740	PANEL-DASH-UPPER	016A50
		PANEL-DOOR ARM REST FINISH	24168
	42598		
	43625	PANEL-FOLDING TOP MOTOR,PUMP,& RELAY PANEL MOUNTING	533A04
	42543		
	50348-9	PANEL-FOLDING TOP NO. 1 BOW-INNER	514A34
		PANEL-FRONT DOOR AIR DUCT	202A08-9

### P



BUY IT NOW!

Click Here To Order



# Alphabetical Index—Continued

Part Name	Group Number	Part Name	Group Number
PANEL-FRONT DOOR EXTENSION OUTSIDE UPPER MOULDING	20210-1	PANEL-QUARTER PILLAR-UPPER INNER	28188-9
		PANEL-QUARTER PILLAR UPPER-OUTER	28152-3
		PANEL-QUARTER SPEAR APPLIQUE	290C50-1
PANEL-FRONT DOOR OUTSIDE	20200-1		
PANEL-FRONT DOOR OUTSIDE APPLIQUE	20206-7	PANEL-QUARTER TRIM FINISH	310A02-3
PANEL-FRONT DOOR TRIM-FINISH	21216-7	PANEL-QUARTER UPPER	27854-5
PANEL-FRONT FENDER APPLIQUE-REAR	16A132-3	PANEL-QUARTER-UPPER FRONT	280A00-1
PANEL-FRONT FENDER OUTSIDE APPLIQUE	16410-1	PANEL-QUARTER-UPPER REAR	27854-5
		PANEL-QUARTER WHEEL OPENING-COVER	27974-5
PANEL-FUEL FILLER OPENING LID APPLIQUE	40513		
PANEL-GLOVE COMPARTMENT DOOR APPLIQUE	060A20	PANEL-QUARTER WHEEL OPENING COVER FINISH	28520-1
PANEL-GLOVE COMPARTMENT DOOR APPLIQUE-LOWER	060A18	PANEL-QUARTER WHEELHOUSE-INNER	27886-7
PANEL-GLOVE COMPARTMENT DOOR FINISH	06036	PANEL-QUARTER WHEELHOUSE-OUTER	27894-5
PANEL-GLOVE COMPARTMENT FRONT	06012	PANEL-QUARTER WINDOW REGULATOR	27870-1
		PANEL-REAR CORNER INNER FINISH-LOWER	40462-3
PANEL-INSTRUMENT	04320-1		
PANEL-INSTRUMENT PANEL A/COND OPENING COVER	04474	PANEL-REAR CORNER-OUTER	41230-1
PANEL-INSTRUMENT PANEL APPLIQUE-CENTER	045C38	PANEL-REAR DOOR EXTENSION TO OUTSIDE UPPER MOULDING	24780-1
PANEL-INSTRUMENT PANEL APPLIQUE END	044B74		
PANEL-INSTRUMENT PANEL ASH RECEPTACLE	04817	PANEL-REAR DOOR INSIDE-UPPER REAR EXTENSION FINISH	25400-1
PANEL-INSTRUMENT PANEL AT CLUSTER FINISH-LOWER	04774-5		
PANEL-INSTRUMENT PANEL END	04316-7	PANEL-REAR DOOR OUTSIDE	24700-1
PANEL-INSTRUMENT PANEL EXTENSION-BOTTOM	044A42-3	PANEL-REAR DOOR OUTSIDE APPLIQUE	24730-1
PANEL-INSTRUMENT PANEL FINISH	04338-9	PANEL-REAR DOOR TRIM FINISH	254A74-5
PANEL-INSTRUMENT PANEL FINISH	044B78-9	PANEL-REAR DOOR UPPER REAR EXTENSION	247A02-3
		PANEL-REAR DOOR UPPER REAR EXTENSION-INNER	24814-5
PANEL-INSTRUMENT PANEL FINISH-CENTER	04302-3		
PANEL-INSTRUMENT PANEL FINISH-END	04392-3	PANEL-REAR FLOOR CROSSMEMBER	10823
PANEL-INSTRUMENT PANEL FINISH-INTERMEDIATE	044B56	PANEL-REAR FLOOR REAR SILL	11323
PANEL-INSTRUMENT PANEL FINISH-UPPER	044B28-9	PANEL-REAR QUARTER INSIDE	27924-5
PANEL-INSTRUMENT PANEL RADIO LOWER COVER FINISH	045C70	PANEL-REAR SEAT BACK FLOOR EXTENSION FINISH	60747
		PANEL-REAR SEAT BACK FLOOR EXTENSION-LESS COVER	60629
PANEL-INSTRUMENT PANEL RADIO SUPPORT UPPER	045B46		
PANEL-INSTRUMENT-UPPER	04634	PANEL-REAR SEAT BACK FLOOR EXTENSION SUPPORT	60601
PANEL-INSTRUMENT-VINYL COVERED	04320	PANEL-REAR SEAT BACK FLOOR-LESS COVER	61390-1
PANEL-LOWER BACK	40324	PANEL-REAR SEAT BACK SPRING SUPPORT	60700
PANEL-LOWER BACK-CENTER FINISH	423A38	PANEL-REAR SEAT CUSHION FLOOR-LESS COVER	60512-3
		PANEL-REAR SEAT RISER	63476
PANEL-LOWER BACK FINISH	403A76-7		
PANEL-LOWER BACK FINISH	423A42	PANEL-REAR SEAT RISER-UPPER	63478
PANEL-LOWER BACK-INNER FINISH	423A30-3	PANEL-REAR SEAT SUPPORT	60724-5
PANEL-LOWER BACK-OUTER FINISH	423A36-7	PANEL-ROOF	50202
PANEL-LUGGAGE COMPARTMENT DOOR OUTSIDE FINISH	425A02	PANEL-ROOF OUTSIDE SIDE ORNAMENT	517A32-3
		PANEL-ROOF SIDE REAR EXTENSION	50206-7
PANEL-PACKAGE TRAY	46506		
PANEL-PACKAGE TRAY END	46514-5	PANEL-ROOF TRIM-SIDE	51978-9
PANEL-PACKAGE TRAY TRIM	46668	PANEL-SPARE WHEEL WELL FLOOR-LESS COVER	47007
PANEL-QUARTER	27846-7	PANEL-SPARE WHEEL WELL SIDE-INNER	47028
PANEL-QUARTER INSIDE TO FLOOR PAN	27858-9	PANEL-SPARE WHEEL WELL SIDE-LOWER	47030
		PANEL-SPARE WHEEL WELL-UPPER	47032
PANEL-QUARTER LOWER REAR EXTENSION FINISH	291B40-1		
PANEL-QUARTER OUTSIDE FINISH	290B10-1	PANEL-STOWAGE WELL FLOOR-LESS COVER	45806
PANEL-QUARTER OUTSIDE FINISH-FRONT	290B12-3	PANEL-TAILGATE INSIDE BELT FINISH GARNISH	425A20
PANEL-QUARTER OUTSIDE FINISH-LOWER	28036-7		
	291B46	PANEL-TAILGATE-INSIDE COVER	40705
		PANEL-TAILGATE-OUTSIDE FINISH	40713
	29056-7		
		PANEL-TAILGATE OUTSIDE UPPER FINISH	40712

**100% SATISFACTION GUARANTEED**

**BUY IT NOW!**

**Click Here To Order**



## Alphabetical Index—Continued

Part Name	Group Number	Part Name	Group Number
PANEL-UPPER BACK	40310	PIVOT-BACK WINDOW REGULATOR HANDLE-ELECTRIC	44034-5
PANEL-UPPER BACK FINISH	403A78	PIVOT-DOOR VENTILATOR WINDOW-LOWER	22908-9
PANEL-VENT AIR-FRONT	01990	PIVOT-FRONT DOOR VENTILATOR WINDOW-UPPER	22952-3
PANEL-VENT AIR-REAR	01992	PLATE-A/COND. BLOWER INLET	19B661-2
		PLATE-A/COND. BLOWER MOTOR MOUNTING	19A598
PANEL-WINDSHIELD DEFROSTER OPENING FINISH-FRONT	044882-3		
PANEL-WINDSHIELD DEFROSTER OPENING FINISH-REAR	044884-5	PLATE-A/COND. COMPRESSOR VALVE	19656
PANEL-WINDSHIELD HEADER	03408	PLATE-A/COND. CONTROL NAME	18619
PILLAR & COWL SIDE-FRONT BODY	02042-3	PLATE-A/COND.CONTROL PANEL TRIM	19A647
PILLAR-BODY FRONT-UPPER	02504-5	PLATE-A/COND.EVAPORATOR TRIM	19A646
		PLATE & BELLCRANK-FRONT DOOR LOCK REMOTE CONTROL	22062-3
PILLAR-CENTER BODY	24300-1		
PILLAR-CENTER BODY INNER-LOWER	24326-7		
PILLAR-CENTER BODY INNER-UPPER	24312-3	PLATE & ROTOR FOLDING TOP HYDRAULIC LIFT PUMP KIT	53442
PILLAR-CENTER BODY-OUTER	24316-7	PLATE & SWITCH-WINDSHIELD WIPER MOTOR BRUSH	17B583
PILLAR-CENTER BODY-OUTER FRONT	24342-3	PLATE-AUXILIARY SEAT BACK FLOOR PIVOT ANCHOR	60873
PILLAR-FRONT BODY LOWER	02500-1	PLATE-AUXILIARY SEAT BACK FLOOR SPRING COVER	60963
PILLAR-FRONT BODY-UPPER INNER	02522-3		
PILLAR-FRONT BODY-UPPER OUTER	02536-7	PLATE-AUXILIARY SEAT BACK FLOOR STOP ANCHOR	60814
PILLAR-FRONT BODY UPPER OUTER CORNER	02616-7	PLATE-AUXILIARY SEAT CUSHION SCUFF	60652
PILLAR-QUARTER LOCK	28160-1	PLATE-AUXILIARY SEAT CUSHION WELL FLOOR PIVOT ARM MOUNTING	60872
		PLATE-BACK WINDOW HOUSING ANCHOR	422A98
PILLAR-QUARTER LOCK-UPPER	28324-5		
PILLAR-QUARTER WHEELHOUSE TO ROOF-INNER	278A36-7	PLATE-BACK WINDOW HOUSING DRAIN TUBE	42440
PILLAR-QUARTER WHEELHOUSE TO ROOF INNER-UPPER	279B02-3	PLATE-BACK WINDOW REGULATOR HANDLE ANCHOR	44048
PILLAR-QUARTER WHEELHOUSE TO ROOF-OUTER	278A38-9	PLATE-CENTER BODY UPPER TO LOWER PILLAR	24572-3
PILLAR-REAR CORNER-INNER FRONT LOWER	41228-9	PLATE-CENTER FLOOR WELDING ACCESS HOLE COVER	11190-1
		PLATE-COMPASS MOUNTING	19D503
PILLAR-REAR CORNER-INNER FRONT UPPER	41210-1		
PILLAR-REAR CORNER-LOWER	41022-3	PLATE-CONSOLE GLOVE COMPARTMENT DOOR HINGE-ANCHOR	06116
PILLAR-REAR CORNER-OUTER	41032-3		
PILLAR-REAR CORNER-UPPER INNER	412A06-7	PLATE-COWL TOP PANEL ACCESS HOLE COVER	02256
PIN-A/COND. INSTRUMENT PANEL DOOR STOP CAM	19B801	PLATE-DASH PANEL HEATER VALVE OPENING COVER	01742
		PLATE-DOOR & WINDOW REGULATOR HANDLE	23370
PIN-A/COND. INSTRUMENT PANEL REGISTER DOOR PIVOT	19B829		
PIN-BACK WINDOW REGULATOR HANDLE HINGE-INNER	40874	PLATE-DOOR ARM REST FINGERTIP	24142
PIN-BUMPER JACK LIFT	17A028	PLATE-DOOR LOCK STRIKER	22008-9
PIN-FOLDING TOP CENTER SIDE RAIL-FRONT	50492	PLATE-DOOR LOCK STRIKER-AUXILIARY	22014-5
		PLATE-DOOR OUTSIDE NAME	20978
PIN-FOLDING TOP CONTROL LINK	50345	PLATE-DOOR VENTILATOR WINDOW MOUNTING ACCESS OPENING COVER	20348-9
PIN-FRONT DOOR HINGE SPRING	228A14		
PIN-FRONT SEAT TRACK HORIZONTAL BAR LINK PIVOT	61731	PLATE-DOOR WINDOW UPPER STOP ANCHOR	21782
PIN-FUEL FILLER OPENING LID HINGE	28616	PLATE-FLOOR TRANSMISSION-COVER	12110
PIN-INSIDE VISOR ANCHOR	04114	PLATE-FLOOR TRANSMISSION COVER ADAPTOR	12120
		PLATE-FOLDING TOP HYDRAULIC LIFT RESERVOIR END	53388
PIN-LUGGAGE COMPARTMENT DOOR HINGE PIVOT	42848	PLATE-FOLDING TOP MAIN PIVOT BRACKET SUPPORT MOUNTING	53084-5
PIN-QUARTER WINDOW FRAME HINGE	30556		
PIN-REAR DOOR HINGE	26832	PLATE-FOLDING TOP NO. 1 BOW SCUFF	514A32-3
PIN-REAR DOOR HINGE	43030	PLATE-FOLDING TOP REAR SIDE RAIL TO LUGGAGE COMPARTMENT DOOR BUMPER	54014-5
PIN-REAR DOOR WINDOW CONTROL SWITCH TRIGGER	27154		
	63036	PLATE-FOLDING TOP SIDE RAIL COVER REAR LATCH STRIKER	54730
	430A08		
	430A24	PLATE-FRAME HOIST	00304
	17B563		
	17B564		

**100% SATISFACTION GUARANTEED**

**BUY IT NOW!**

**Click Here To Order**

PayPal American Express Discover MasterCard VISA

# Alphabetical Index—Continued

Part Name	Group Number	Part Name	Group Number
PLATE-FRONT BUMPER ARM ADJUSTING	178856	PLATE-REAR SEAT BACK SUPPORT ANCHOR-FRONT	61371
PLATE-FRONT DOOR INSIDE PANEL COVER	21122-3	PLATE-REAR SEAT CUSHION TORQUE BAR INNER	606444
PLATE-FRONT DOOR LOCK STRIKER ANCHOR	22024	BRACKET ANCHOR	
PLATE-FRONT DOOR NAME-INSIDE	20816	PLATE-REAR VIEW OUTSIDE MIRROR REMOTE CONTROL	17B733
		PLATE-RIGHT REAR SEAT LATCH STRIKER	61381
PLATE-FRONT DOOR SCUFF	13208-9		
PLATE-FRONT FENDER NAME	16098-9	PLATE-ROOF HOLD DOWN CLAMP LATCH	50530-1
PLATE-FRONT FLOOR LOWER CROSSMEMBER	10962	PLATE-ROOF LUGGAGE CARRIER SUPPORT	55177
PLATE-FRONT FLOOR PAN ACCESS HOLE COVER	111A74	PLATE-SHOCK ABSORBER-REAR	18192
PLATE-FRONT FLOOR PAN ACCESS HOLE COVER	112A64-5	PLATE-SPEEDOMETER MOUNTING	17289
		PLATE-STEERING COLUMN OPENING COVER	01698-9
PLATE-FRONT FLOOR PAN NAME	11608		
PLATE-FRONT LICENSE PLATE OPENING COVER KIT	17A391	PLATE-STEERING COLUMN OPENING COVER-UPPER	01811
PLATE-FRONT-NAME	16604	PLATE-STOWAGE WELL FLOOR COVER LATCH STRIKER	11686
PLATE-FRONT SEAT ADJUSTER RETAINER	618A46	PLATE-STOWAGE WELL FLOOR PANEL LOCK COVER	11676
PLATE-FRONT SEAT BACK SCUFF	61642-3	PLATE-TAILGATE COUNTERBALANCE TORQUE BAR	430A28
		MOUNTING	
PLATE-FRONT SEAT CUSHION SIDE SHIELD-NAME	62221		
PLATE-FRONT SIDE MEMBER TO FRONT SUSPENSION	10280-1	PLATE-TAILGATE,DECK LID OR HOOD OUTSIDE-NAME	42528
HOUSING COVER		PLATE-TAILGATE INNER PANEL LOCK ACCESS OPENING	43116
PLATE-GLOVE COMPARTMENT FUSE ACCESS OPENING	06127	COVER	
COVER		PLATE-TAILGATE LATCH STRIKER	431A72
		PLATE-TAILGATE LOCK STRIKER-WITH BUMPER	431A94-5
PLATE-GLOVE COMPARTMENT LOCK CATCH ANCHOR	06150		
PLATE-HEATER HOUSING CORE	18A487	PLATE-TAILGATE SPRING ACCESS HOLE COVER	111A06
PLATE-HEATER MOTOR MOUNTING	18581	PLATE-TAILGATE SUPPORT TO PILLAR ANCHOR	444A00-1
PLATE-HEATER SERVO CONTROL SUB-DIAL TRIM	18B397	PLATE-TRADE NAME	017A06
PLATE-HOOD AUXILIARY LATCH STRIKER	16918	PLATE-UPPER BACK PANEL LIFT TO FLOOR BRACKET	46748
		ANCHOR	
PLATE-INSTRUMENT PANEL-NAME	04460		
PLATE-INSTRUMENT PANEL RADIO OPENING COVER	04588	PLATE-WINDOW REGULATOR ACCESS HOLE COVER	40790
MOUNTING		PLATE-WINDSHIELD HEADER DOWEL STRIKER	03474
PLATE-INSTRUMENT PANEL RADIO SPEAKER-MOUNTING	044C44	PLATE-WINDSHIELD WIPER MOTOR MOUNTING	17B517-8
PLATE-LEFT REAR SEAT SUPPORT PANEL	61373	PLATE-WINDSHIELD WIPER MOTOR PRESSURE REGULATOR	17B505
		VALVE ANCHOR	
PLATE-LUGGAGE COMPARTMENT DOOR LOCK REMOTE	43352		
CONTROL		PLATE-WINDSHIELD WIPER MOTOR SEAL	17C429
PLATE-QUARTER PANEL NAME	25622	PLENUM CHAMBER-A/COND.	19740
PLATE-QUARTER PANEL NAME	291A36	PLENUM CHAMBER-HEATER & A/COND.	18471
PLATE-QUARTER WINDOW HINGE RETAINING	30344-5	PLUG-ANTENNA LEAD-IN CABLE	18A904
		PLUG-DOOR GLASS RUN ACCESS	22300
PLATE-QUARTER WINDOW OUTSIDE SUPPORT	29876-7		
PLATE-RADIO MOUNTING	19A004	PLUG-DOOR VENTILATOR WINDOW	22304
PLATE-REAR DOOR INSIDE PANEL COVER	24766-7	PLUG-FLOOR PAN SEAT BELT	10034
PLATE-REAR DOOR LOCK STRIKER	26592-3	PLUG-FOLDING TOP HYDRAULIC LIFT RESERVOIR	53450
PLATE-REAR DOOR OUTSIDE UPPER REAR EXTENSION	255A06-7	FILLER HOLE	
		PLUG-WINDSHIELD WIPER TUBE TO MANIFOLD	17A459
PLATE-REAR DOOR SCUFF	13228-9	CONNECTOR	
PLATE-REAR DOOR WINDOW CONTROL SWITCH-ACCESS	27148		
HOLE COVER		PLUNGER-BACK WINDOW REGULATOR HANDLE LOCKING	40877
PLATE-REAR DOOR WINDOW STABILIZER ARM MOUNTING	270A04	POINTER & SHAFT-HEATER & A/COND. TEMPERATURE	18A402
PLATE-REAR DOOR WINDOW UPPER REAR STOP-ANCHOR	26050	REGULATOR CONTROL	
		POINTER-HEATER REGULATOR CONTROL	18A377
TUBE	10742	PULLEY-ANTENNA ACTUATOR DRIVE	18A823
	666A24	PULLEY-HEATER TEMPERATURE REGULATOR CONTROL	18B385
	61328-9	PUMP-FOLDING TOP HYDRAULIC LIFT KIT	53337
	61372	PUMP-WINDSHIELD WASHER	17664

**100% SATISFACTION GUARANTEED**

**BUY IT NOW!**

**Click Here To Order**

PayPal, Discover, MasterCard, VISA

# Alphabetical Index—Continued

Part Name	Group Number	Part Name	Group Number
<b>R</b>			
RACE-FRONT SEAT ADJUSTER REGULATOR NEEDLE THRUST BEARING	617A22	RECEPTACLE-INSTRUMENT PANEL ASH	04810
RADIO ANTENNA KIT	18813	RECEPTACLE-QUARTER ASH	30702-3
RADIO REAR SEAT SPEAKER KIT	18875	RECEPTACLE-REAR DOOR ASH	24726
RADIO RECEIVER KIT	18805	REFLECTOR-FLAGS	19E500
RADIO REVERBERATION SPEAKER FOOT CONTROL KIT	19A001	REFRIGERANT-A/COND.	198519
RAIL & REINFORCEMENT-FOLDING TOP-REAR SIDE	53192-3	REGISTER & CONTROL-A/COND. INSTRUMENT PANEL	19A934
RAIL-BACK WINDOW HEADER	41302	REGISTER-A/COND. AIR INLET	19A810
RAIL-BELT SIDE	41732-3	REGISTER-A/COND. EVAPORATOR	19A671
RAIL-FOLDING TOP-SIDE CENTER & FRONT SIDE INTERMEDIATE	51154-5	REGISTER-A/COND. EVAPORATOR FRONT CENTER	19B577
RAIL-FOLDING TOP-SIDE FRONT	53104-5	REGISTER-A/COND. REAR	19A868
RAIL-FOLDING TOP-SIDE REAR	53138-9	REGISTER ASSEMBLY-A/COND. INSTRUMENT PANEL	19893
RAIL-FOLDING TOP-SIDE REAR-INTERMEDIATE	514A02-3	REGISTER-FRONT DOOR ARM REST VENT AIR OUTLET	67346
RAIL-FRONT DOOR OUTSIDE FINISH-LOWER	20868-9	REGISTER-HEATER AIR	18B388-9
RAIL-FRONT DOOR OUTSIDE FINISH-UPPER	20960-1	REGISTER-VENT AIR	01820
RAIL-FRONT FENDER FINISH	16212-3	REGULATOR-BACK WINDOW	40830
RAIL-FUEL FILLER LID-LESS INSERT	405A83	REGULATOR-DOOR WINDOW-ELECTRIC	23208-9
RAIL-QUARTER BELT-FRONT	28714-5	REGULATOR DRIVE & COUPLING ELECTRIC REAR DOOR WINDOW KIT	27002-3
RAIL-QUARTER BELT-REAR	28716-7	REGULATOR DRIVE & COUPLING FRONT DOOR WINDOW KIT	23204-5
RAIL-QUARTER OUTSIDE FINISH	28712-3	REGULATOR DRIVE & COUPLING QUARTER WINDOW ELECTRIC KIT	30302-3
RAIL-QUARTER OUTSIDE FINISH	290A72-3	REGULATOR-FRONT DOOR VENTILATOR WINDOW	23402-3
RAIL-QUARTER OUTSIDE FINISH-LOWER	290A68-9	REGULATOR-FRONT DOOR WINDOW	23200-3
RAIL-QUARTER OUTSIDE FINISH-UPPER	290A40-1	REGULATOR-FRONT SEAT ADJUSTER	617A01
RAIL-QUARTER OUTSIDE FINISH-UPPER FRONT	291A97	REGULATOR-FRONT SEAT ADJUSTING	60473
RAIL-QUARTER PANEL EXTENSION OUTSIDE FINISH-LOWER	29000-1	REGULATOR-QUARTER WINDOW-ELECTRIC	30380-1
RAIL-QUARTER PANEL EXTENSION OUTSIDE FINISH-UPPER	28530-1	REGULATOR-QUARTER WINDOW-MANUAL	30306-7
RAIL-REAR DOOR OUTSIDE FINISH-LOWER	25300-1	REGULATOR-REAR DOOR WINDOW-ELECTRIC	27008-9
RAIL-REAR DOOR OUTSIDE FINISH-UPPER	254A00-1	REGULATOR-REAR DOOR WINDOW-MANUAL	27000-1
RAIL-ROOF LUGGAGE CARRIER-FRONT	55106	REINFORCEMENT & SUPPORT-FRONT FENDER APRON & RADIATOR-UPPER	16057
RAIL-ROOF LUGGAGE CARRIER-REAR	55138	REINFORCEMENT-BACK WINDOW GLASS TOP RUN RETAINER	42080
RAIL-ROOF LUGGAGE CARRIER-SIDE	55114	REINFORCEMENT-CENTER BODY PILLAR-LOWER	24426-7
RAIL-ROOF SIDE-INNER-CENTER LOWER	513A50-1	REINFORCEMENT-CENTER BODY PILLAR TO FLOOR SIDE MEMBER	24320-1
RAIL-ROOF SIDE-INNER-CENTER UPPER	513A36-7	REINFORCEMENT-CENTER BODY PILLAR-UPPER	24382-5
RAIL-ROOF SIDE-INNER FRONT	513A38-9	REINFORCEMENT-CENTER BODY WEATHERSTRIP-UPPER	24395
RAIL-ROOF SIDE-INNER REAR	513A18-21	REINFORCEMENT-CENTER FLOOR AT PINION BUMPER-INNER	112A08
RAIL-ROOF SIDE INNER-REAR UPPER	513B24-5	REINFORCEMENT-CENTER FLOOR EXTENSION INNER MEMBER	111A42-3
RAIL-ROOF SIDE-OUTER FRONT	513A12-3	REINFORCEMENT-CENTER FLOOR INNER SIDE MEMBER	104A46-7
RAIL-ROOF SIDE-OUTER REAR	513A16-7	REINFORCEMENT-CENTER FLOOR PAN TO SEAT BACK STRAINER	11192
RAIL-TAILGATE OUTSIDE FINISH-LOWER	42564	REINFORCEMENT-CONSOLE COMPARTMENT PANEL-FRONT	044B90
RAIL-TAILGATE OUTSIDE FINISH-UPPER	423A70	REINFORCEMENT-CONSOLE COMPARTMENT PANEL REAR	04300
RAIL-TAILGATE OUTSIDE FINISH-UPPER BUMPER STEP KIT	17B820	REINFORCEMENT-COWL SIDE PANEL TO FLOOR	02042-3
RAIL-TAILGATE OUTSIDE FINISH-UPPER BUMPER STRAP KIT	25418		
	17696		
	04821		
	23980		
	62876		

**100% SATISFACTION GUARANTEED**

**BUY IT NOW!**

**Click Here To Order**

PayPal American Express Discover MasterCard VISA

# Alphabetical Index—Continued

Part Name	Group Number	Part Name	Group Number
REINFORCEMENT-COWL SIDE PANEL TO FLOOR	02916-7	REINFORCEMENT-FRONT SUSPENSION NO. 2 CROSS	10546-7
REINFORCEMENT-COWL TOP RADIATOR SUPPORT BRACE	03742-3	MEMBER-UPPER OUTER	
REINFORCEMENT-DASH FRAME BRACE TO FLOOR SIDE MEMBER	016A12-3	REINFORCEMENT-HEATER & A/COND. BLOWER MOTOR MOUNTING	18A323
REINFORCEMENT-DASH PANEL	016A22-3	REINFORCEMENT-LUGGAGE COMPARTMENT DOOR OPENING SIDE	279A62-3
REINFORCEMENT-DASH PANEL GUSSET TO FLOOR SIDE MEMBER	016A34-5	REINFORCEMENT-LUGGAGE COMPARTMENT DOOR OPENING REAR CORNER DRAIN TROUGH	44808-9
REINFORCEMENT-DOOR INSIDE PANEL AT WINDOW REGULATOR	202A46-7	REINFORCEMENT-LUGGAGE COMPARTMENT DOOR OPENING FRONT CORNER DRAIN TROUGH	44822-3
REINFORCEMENT-DOOR LOCK STRIKER ANCHOR PLATE	22142-3	REINFORCEMENT-LUGGAGE COMPARTMENT DOOR OPENING REAR DRAIN TROUGH AT LOWER BACK PANEL	44806
REINFORCEMENT-FLOOR PAN AT MAIN PIVOT BRACKET	10718	REINFORCEMENT-LUGGAGE COMPARTMENT DOOR OPENING SIDE FRONT	40628-9
REINFORCEMENT-FLOOR PAN SEAT TRACK	11248	REINFORCEMENT-LUGGAGE COMPARTMENT DOOR OPENING UPPER	44802
REINFORCEMENT-FLOOR PLATE TRANSMISSION COVER	12110	REINFORCEMENT-QUARTER LOCK PILLAR-LOWER	28128-9
REINFORCEMENT-FLOOR SIDE INNER MEMBER	10418-9	REINFORCEMENT-QUARTER LOCK UPPER PILLAR	28136-7
REINFORCEMENT-FLOOR SIDE MEMBER	10498-9	REINFORCEMENT-QUARTER PANEL LOCK SIDE	28200-1
REINFORCEMENT-FLOOR SIDE MEMBER-INNER	10460-1	REINFORCEMENT-QUARTER PANEL LOCK SIDE-LOWER	28216-7
REINFORCEMENT-FLOOR SIDE MEMBER TO FRONT SIDE MEMBER	10002-3	REINFORCEMENT-QUARTER PANEL LOCK SIDE-UPPER	28208-9
REINFORCEMENT-FLOOR SIDE MEMBER TO FRONT SIDE MEMBER	10042-3	REINFORCEMENT-QUARTER PANEL-UPPER FRONT	28486-7
REINFORCEMENT-FLOOR SIDE MEMBER TO FRONT SIDE MEMBER	10262-3	REINFORCEMENT-QUARTER PILLAR-INNER	278A82-3
REINFORCEMENT-FLOOR SIDE MEMBER TO FRONT SIDE MEMBER-REAR	10156-7	REINFORCEMENT-QUARTER PILLAR REAR	281A16-7
REINFORCEMENT-FLOOR SIDE OUTER MEMBER	10132	REINFORCEMENT-QUARTER WHEELHOUSE PILLAR TO ROOF-OUTER	279B00-1
REINFORCEMENT-FLOOR SIDE REAR INNER MEMBER	10522-3	REINFORCEMENT-QUARTER WHEELHOUSE TO SEAT BACK BRACKET	28022-3
REINFORCEMENT-FLOOR TRANSMISSION COVER-PLATE	12118	REINFORCEMENT-RADIO ANTENNA	18A954
REINFORCEMENT-FOLDING TOP MAIN PIVOT SUPPORT BASE MOUNTING	506A60-1	REINFORCEMENT-REAR BUMPER IMPACT BAR	17912
REINFORCEMENT-FOLDING TOP REAR BOW TRACK	51522-3	REINFORCEMENT-REAR BUMPER IMPACT BAR-CENTER	17A914
REINFORCEMENT-FRONT BODY UPPER INNER PILLAR-UPPER	02694-5	REINFORCEMENT-REAR BUMPER LICENSE PLATE OPENING	17A778
REINFORCEMENT-FRONT BODY UPPER OUTER PILLAR	02524-5	REINFORCEMENT-REAR CORNER PILLAR-LOWER	41058-9
REINFORCEMENT-FRONT BUMPER IMPACT BAR-CENTER	17A792	REINFORCEMENT-REAR DOOR GLASS FRAME-LOWER REAR	26286
REINFORCEMENT-FRONT BUMPER OUTER ARM	17A871-2	REINFORCEMENT-REAR DOOR GLASS FRAME-UPPER FRONT	26290
REINFORCEMENT-FRONT FENDER APRON UPPER-OUTER	16B044-5	REINFORCEMENT-REAR DOOR LOCK STRIKER ANCHOR PLATE	26482-3
REINFORCEMENT-FRONT FLOOR PAN	111A44-5	REINFORCEMENT-REAR FLOOR FRONT RISER	12000
REINFORCEMENT-FRONT FLOOR PAN CROSS	111B08	REINFORCEMENT-REAR FLOOR REAR CROSSMEMBER	10760
REINFORCEMENT-FRONT FLOOR PAN-REAR	11144-5	REINFORCEMENT-REAR LAMP OPENING	27970-1
REINFORCEMENT-FRONT FLOOR PAN TO SIDE MEMBER	111B10-1	REINFORCEMENT-REAR LAMP OPENING-REAR	27996-7
REINFORCEMENT-FRONT SEAT BELT ANCHOR OR SEAT TRACK TO FLOOR PAN	61216	REINFORCEMENT-REAR WHEEL OPENING	28006
REINFORCEMENT-FRONT SEAT TO FLOOR PAN	617B00	REINFORCEMENT-ROOF PANEL	50222
REINFORCEMENT-FRONT SIDE MEMBER GUSSET TO FRONT SUSPENSION NO. 1 CROSSMEMBER-LOWER	101A56-7	REINFORCEMENT-ROOF PANEL-REAR SIDE EXTENSION	502C18
	10892	REINFORCEMENT-ROOF SIDE OUTER REAR RAIL	513B34-5
	10228-9	REINFORCEMENT-SEAT TRACK STABILIZER	61844
		REINFORCEMENT-SHOCK ABSORBER-REAR	18A024-5
		REINFORCEMENT-TAILGATE COUNTERBALANCE SPRING BRACKET	430A10-1

**100% SATISFACTION GUARANTEED**

**BUY IT NOW!**

**Click Here To Order**

PayPal American Express Discover MasterCard VISA

# Alphabetical Index—Continued

Part Name	Group Number	Part Name	Group Number
REINFORCEMENT-WINDSHIELD OPENING-LOWER SIDE	03468-9	RETAINER-BODY BOLT ABSORBER-LOWER	00151
RELAY-HEATER & A/COND. MOTOR CONTROL	18A656	RETAINER-BODY BOLT ABSORBER-LOWER	00157
REMOTE CONTROL LUGGAGE COMPARTMENT DOOR LOCK RELEASE KIT	432A00	RETAINER-BODY BOLT ABSORBER-UPPER	00163
REMOTE CONTROL-REAR VIEW MIRROR	17B676	RETAINER-BODY ROCKER PANEL CURB BUFFER MOULDING	10182
RESERVOIR & COVER-WINDSHIELD WASHER	17A616	RETAINER-CENTER BODY PILLAR FINISH PANEL-UPPER	24376
RESERVOIR-DOOR LOCK VACUUM CONTROL	219A02	RETAINER-CENTER BODY PILLAR INSIDE FINISH UPPER PILLAR INSERT	243A16
RESERVOIR-FOLDING TOP HYDRAULIC LIFT KIT	53376	RETAINER-CONSOLE COMPARTMENT	04684-5
RESERVOIR-INSTRUMENT PANEL ASH RECEPTACLE	04812	RETAINER-CONSOLE COMPARTMENT PANEL REAR MOULDING	045A96
RESERVOIR-WINDSHIELD WASHER	17618	RETAINER-CONSOLE SIDE FRONT MOULDING	045C60
RESISTOR-A/COND. BLOWER MOTOR	19A706	RETAINER-COWL TOP INNER PANEL DRAIN TUBE	02212-3
RESISTOR-HEATER & A/COND. SWITCH TO BLOWER MOTOR	18591	RETAINER-COWL TRIM PANEL	02354-5
RESTRICTOR-MULTIPLE LUBRICATOR	19A529	RETAINER-DASH PANEL EXTENSION-DRAIN	016A60
RETAINER & BRACKET-REAR DOOR STATIONARY WINDOW WEATHERSTRIP	26084	RETAINER-DOOR LOCK STRIKER ANCHOR PLATE	22021-2
RETAINER & CLIP-UPPER BACK PANEL TO SEAT BACK OPENING COVER	40554	RETAINER-DOOR OPENING WINDLACE	02614
RETAINER & MOULDING ASSEMBLY-BACK WINDOW GLASS RUN-TOP	422A54	RETAINER-DOOR OUTSIDE BELT MOULDING	20880
RETAINER & RECEPTACLE-FRONT SEAT BACK ASH-LESS LIGHTER	62866	RETAINER-DOOR OUTSIDE FINISH RAIL MOULDING	20872
RETAINER-A/COND. EVAPORATOR INLET TUBE TO FRAME	19823	RETAINER-DOOR OUTSIDE LOWER MOULDING	21066
RETAINER-A/COND. EVAPORATOR REGISTER	19B635	RETAINER-DOOR OUTSIDE LOWER MOULDING-FRONT	20884
RETAINER-ANTENNA CONTROL CABLE	19104	RETAINER-DOOR OUTSIDE LOWER MOULDING-REAR	20954
RETAINER-ANTENNA DRIVE TENSION SPRING	19121	RETAINER DOOR OUTSIDE MOULDING FRONT KIT	20832
RETAINER ASSEMBLY-QUARTER PAD CASE	52884	RETAINER-DOOR OUTSIDE UPPER MOULDING	20842
RETAINER-AUXILIARY FLOOR MAT	13192-3	RETAINER-DOOR OUTSIDE UPPER MOULDING- INTERMEDIATE	21069
RETAINER-AUXILIARY SEAT BACK FLOOR PANEL LATCH	605A66	RETAINER-DOOR OUTSIDE UPPER MOULDING-FRONT	20894
RETAINER-AUXILIARY SEAT CUSHION STOWAGE FRONT	63626	RETAINER-DOOR OUTSIDE UPPER MOULDING-REAR	20852
RETAINER-BACK BELT MOULDING	40248	RETAINER-DOOR UPPER MOULDING-OUTSIDE	25034
RETAINER-BACK WINDOW DIVISION BAR OUTSIDE MOULDING	42296	RETAINER-EVAPORATOR LOWER REGISTER	19B581
RETAINER-BACK WINDOW GLASS RUN-UPPER	42372	RETAINER-FENDER, DOORS, QUARTERS, ROOF & LOWER BACK PANEL	40368
RETAINER-BACK WINDOW GLASS RUN-UPPER SIDE	42374-5	RETAINER-FOLDING TOP BOW LISTING	50156
RETAINER-BACK WINDOW GLASS TOP RUN	42074	RETAINER-FOLDING TOP COMPARTMENT TRIM SIDE- FRONT	54624-5
RETAINER-BACK WINDOW OUTSIDE LOWER CENTER MOULDING	423A26	RETAINER-FOLDING TOP COMPARTMENT TRIM-CENTER	54677
RETAINER-BACK WINDOW OUTSIDE LOWER MOULDING	42487	RETAINER-FOLDING TOP COMPARTMENT TRIM-REAR	54674-5
RETAINER-BACK WINDOW OUTSIDE UPPER MOULDING	42435	RETAINER-FOLDING TOP COMPARTMENT TRIM-SIDE REAR	54672-3
RETAINER-BACK WINDOW OUTSIDE UPPER MOULDING END	42909	RETAINER-FOLDING TOP NO. 1 BOW	54704-5
RETAINER-BACK WINDOW REGULATOR HANDLE HINGE PIN	40938	REAR WEATHERSTRIP END	50350
RETAINER-BACK WINDOW SIDE GLASS BELT WEATHERSTRIP-REAR	42028-9	RETAINER-FOLDING TOP NO. 1 BOW MOULDING END	50363
RETAINER-BACK WINDOW SIDE GLASS BELT WEATHERSTRIP-FRONT	42124-5	RETAINER-FOLDING TOP NO. 1 BOW OUTSIDE MOULDING CENTER	51352-3
RETAINER-BACK WINDOW-CENTER MOULDING	42280	RETAINER-FOLDING TOP NO. 1 BOW REAR WEATHERSTRIP	514A26
RETAINER-BACK WINDOW-CENTER MOULDING	42413	RETAINER-FOLDING TOP NO. 1 BOW WEATHERSTRIP	52542
RETAINER-FOLDING TOP NO. 4 BOW ZIPPER	42284-5	RETAINER-FOLDING TOP SIDE RAIL COVER TO QUARTER WINDOW FILLER	54748
RETAINER-FOLDING TOP SIDE RAIL COVER TO QUARTER WINDOW FILLER	42020-1		

**100% SATISFACTION GUARANTEED**

**BUY IT NOW!**

**Click Here To Order**



# Alphabetical Index—Continued

Part Name	Group Number	Part Name	Group Number
RETAINER-FRONT & REAR DOOR MOULDING-OUTSIDE	29316	RETAINER-INSTRUMENT PANEL CENTER FINISH PANEL	04784
RETAINER-FRONT & REAR DOORS, TAILGATE & QUARTER PANEL MOULDINGS	407A12	RETAINER-INSTRUMENT PANEL COVER-SIDE	04590-1
		RETAINER-INSTRUMENT PANEL END MOULDING	044B66
		RETAINER-INSTRUMENT PANEL PAD	04878
RETAINER-FRONT BUMPER STONE DEFLECTOR MOULDING	17B858	RETAINER-INSTRUMENT PANEL RADIO OPENING COVER	04456
RETAINER-FRONT DOOR ASH RECEPTACLE-LESS RECEPTACLE	23806-7		
		RETAINER-LOWER BACK APPLIQUE PANEL-INNER	423A62
RETAINER-FRONT DOOR GLASS RUN LOCK SIDE	222A00-1	RETAINER-LOWER BACK FINISH PANEL	423A64
RETAINER-FRONT DOOR LOCK CYLINDER	22023	RETAINER-LOWER BACK FINISH PANEL APPLIQUE	42444
		RETAINER-LOWER BACK INNER FINISH PANEL	423A34-5
RETAINER-FRONT DOOR OUTSIDE FINISH RAIL MOULDING	20892	RETAINER-LOWER BACK PANEL APPLIQUE	41015
RETAINER-FRONT DOOR OUTSIDE FRONT MOULDING	21645		
RETAINER-FRONT DOOR OUTSIDE HANDLE BUTTON	22442-3	RETAINER-LOWER BACK PANEL APPLIQUE JOINT	423A80
RETAINER-FRONT DOOR OUTSIDE LOWER MOULDING-FRONT	20952	RETAINER-LOWER BACK PANEL-CENTER FINISH MOULDING	423A76
		RETAINER-LOWER BACK PANEL LOWER MOULDING	28506
RETAINER-FRONT DOOR OUTSIDE MOULDING	21060	RETAINER-LOWER BACK PANEL-LOWER MOULDING & QUARTER PANEL	42364
RETAINER-FRONT DOOR OUTSIDE UPPER MOULDING	20232		
RETAINER-FRONT DOOR OUTSIDE UPPER MOULDING	20876	RETAINER-LOWER BACK PANEL MOULDING	42331
RETAINER-FRONT DOOR OUTSIDE UPPER MOULDING-CENTER	20850	RETAINER-LUGGAGE COMPARTMENT DOOR HINGE OPENING SEAL	427A22
		RETAINER-LUGGAGE COMPARTMENT DOOR LOCK SLEEVE	43241
RETAINER-FRONT DOOR TRIM PANEL	21032-3	RETAINER-LUGGAGE COMPARTMENT DOOR MOULDING	42527
RETAINER-FRONT DOOR TRIM PANEL-LOWER	23761		
RETAINER-FRONT DOOR TRIM PANEL-UPPER	23762-3	RETAINER-LUGGAGE COMPARTMENT DOOR WEATHERSTRIP	438A10
RETAINER-FRONT DOOR WEATHERSTRIP	20586	RETAINER-LUGGAGE COMPARTMENT DOOR WEATHERSTRIP FRONT	438A16-7
RETAINER-FRONT DOOR WEATHERSTRIP-BOTTOM	20712	RETAINER-LUGGAGE COMPARTMENT DOOR WEATHERSTRIP OUTER	438A12
		RETAINER-LUGGAGE COMPARTMENT DOOR WEATHERSTRIP SIDE	438A18
RETAINER-FRONT FENDER FINISH RAIL UPPER FRONT MOULDING-FRONT	16C086	RETAINER-LUGGAGE COMPARTMENT SIDE LINING BOARD	45619
RETAINER-FRONT FENDER FINISH RAIL UPPER FRONT MOULDING-REAR	16C088	RETAINER-OUTSIDE BELT MOULDING	29128
RETAINER-FRONT FENDER FRONT MOULDING	16A089	RETAINER-OUTSIDE MOULDINGS	21094
RETAINER-FRONT FENDER SIDE MOULDING	16A076		
RETAINER-FRONT FENDER SIDE MOULDING-REAR	16A048	RETAINER-PACKAGE TRAY BALANCE LINK OPENING SEAL VINYL COVER	465A08-9
RETAINER-FRONT FENDER TO BUMPER SPLASH SHIELD	16D574	RETAINER-PACKAGE TRAY-INTERMEDIATE FINISH MOULDING	465A26
RETAINER-FRONT FENDER TO PILLAR	16584	RETAINER-QUARTER ARM REST TO PILLAR	31684
RETAINER-FRONT FLOOR MAT TO SEAT TRACK	13190		
		RETAINER-QUARTER ASH RECEPTACLE	30714-5
RETAINER-FRONT SEAT BACK ASH RECEPTACLE	62868	RETAINER-QUARTER BELT RAIL TRIM PANEL	31481
RETAINER-FRONT SEAT BACK PIVOT SIDE OUTER COVER	61638-9	RETAINER-QUARTER, FRONT & REAR DOOR OUTSIDE UPPER MOULDING-FRONT	290A96
RETAINER-FRONT SEAT BACK SIDE SHIELD-LOWER	62182	RETAINER-QUARTER LOWER REAR EXTENSION	291B76
RETAINER-FRONT SEAT CUSHION SHIELD MOULDING	61420		
RETAINER-FRONT SEAT TRACK REGULATOR TO HORIZONTAL EQUALIZING BAR LINK	62004	RETAINER-QUARTER OUTSIDE BELT REAR MOULDING	291A26
		RETAINER-QUARTER OUTSIDE BELT REAR MOULDING-INTERMEDIATE	291A20
RETAINER-FRONT SIDE RAIL WEATHERSTRIP	513800-1	RETAINER-QUARTER OUTSIDE BELT REAR MOULDING-REAR	291A28
RETAINER-GLOVE COMPARTMENT COVER	06208		
RETAINER-GLOVE COMPARTMENT DOOR LOCK ESCUTCHEON	04417	RETAINER-QUARTER OUTSIDE BELT REAR MOULDING-REAR	29421
RETAINER-HOOD FRONT MOULDING	16A746		
RETAINER-HOOD LOCK RELEASE CABLE	16125		
	16A669		
	16B706		
	04826-7		
	04826		

**100% SATISFACTION GUARANTEED**

**BUY IT NOW!**

**Click Here To Order**

PayPal American Express Discover MasterCard VISA

# Alphabetical Index—Continued

Part Name	Group Number	Part Name	Group Number
RETAINER-QUARTER OUTSIDE FINISH PANEL	28507	RETAINER-QUARTER WINDOW STATIONARY GLASS-UPPER FRONT	30130
RETAINER-QUARTER OUTSIDE FINISH PANEL	291A66		
RETAINER-QUARTER OUTSIDE FINISH PANEL MOULDING	290B78	RETAINER-REAR BUMPER STONE DEFLECTOR	17879
RETAINER-QUARTER OUTSIDE FINISH REAR PANEL LOWER	290C68-9	RETAINER-REAR CORNER INNER FINISH-LOWER PANEL	41876
RETAINER-QUARTER OUTSIDE FRONT BELT MOULDING	290A70	RETAINER-REAR CORNER INNER FINISH-LOWER PANEL	423A78
RETAINER-QUARTER OUTSIDE FRONT MOULDING-REAR	29040	RETAINER-REAR CORNER PILLAR OUTSIDE MOULDING	410A30
RETAINER-QUARTER OUTSIDE LOWER CENTER MOULDING	29532	RETAINER-REAR CORNER PILLAR OUTSIDE REAR MOULDING	41068
RETAINER-QUARTER OUTSIDE LOWER MOULDING	290B82	RETAINER-REAR DOOR ASH RECEPTACLE	27608-9
RETAINER-QUARTER OUTSIDE LOWER REAR CORNER MOULDING	29302	RETAINER-REAR DOOR GLASS RUN-FRONT	25796-7
RETAINER-QUARTER OUTSIDE LOWER REAR MOULDING	29124	RETAINER-REAR DOOR GLASS RUN LOCK SIDE	25804-5
RETAINER-QUARTER OUTSIDE LOWER REAR MOULDING-REAR	291B70	RETAINER-REAR DOOR OUTSIDE FINISH RAIL MOULDING	254A64
RETAINER-QUARTER OUTSIDE MOULDING	29120	RETAINER-REAR DOOR OUTSIDE HANDLE BUTTON	26432
RETAINER-QUARTER OUTSIDE REAR BELT MOULDING	29176	RETAINER-REAR DOOR OUTSIDE LOWER MOULDING	25553
RETAINER-QUARTER OUTSIDE REAR END MOULDING	29185	RETAINER-REAR DOOR OUTSIDE LOWER MOULDING-REAR	255A04
RETAINER-QUARTER OUTSIDE REAR MOULDING	290A09	RETAINER-REAR DOOR OUTSIDE UPPER MOULDING	254A34
RETAINER-QUARTER OUTSIDE UPPER MOULDING	29108	RETAINER-REAR DOOR TRIM PANEL	27588-1
RETAINER-QUARTER OUTSIDE UPPER MOULDING-REAR	290A08	RETAINER-REAR DOOR TRIM UPPER FRONT	23798
RETAINER-QUARTER OUTSIDE UPPER REAR END MOULDING	291A46	RETAINER-REAR DOOR WEATHERSTRIP	247A30
RETAINER-QUARTER PANEL OUTSIDE UPPER MOULDING KIT	290A92	RETAINER-REAR DOOR WINDOW DOVETAIL	262A90-1
RETAINER-QUARTER PILLAR WINDLACE-LOWER	31346-7	RETAINER-REAR DOOR WIRING ON QUARTER PILLAR	281A44-5
RETAINER-QUARTER, REAR DOOR & FRONT FENDER OUTSIDE MOULDING	29144	RETAINER-REAR DOOR WIRING ON WHEELHOUSE	278B16-7
RETAINER-QUARTER, REAR DOOR & FRONT FENDER OUTSIDE UPPER MOULDING	29192	RETAINER-REAR FLOOR PAN REAR CORNER COVER	112A54-5
RETAINER-QUARTER SPEAR FRONT MOULDING	290C64	RETAINER-REAR QUARTER WINDOW OUTSIDE FRONT MOULDING	291A12
RETAINER-QUARTER STATIONARY WINDOW-FRONT	30140-1	RETAINER-REAR QUARTER WINDOW-UPPER REAR	29620-1
RETAINER-QUARTER STATIONARY WINDOW LOWER-FRONT	30134-5	RETAINER-REAR SEAT BACK FLOOR SUPPORT TO FLOOR	61386-7
RETAINER-QUARTER STATIONARY WINDOW LOWER-REAR	30132-3	RETAINER-REAR SEAT BACK RADIO SPEAKER GRILLE MO	60184-5
RETAINER-QUARTER TRIM BELT MOULDING	31320	RETAINER-REAR VIEW OUTSIDE MIRROR ADJUSTING CABLE	17B721
RETAINER-QUARTER TRIM PANEL	31066-7	RETAINER-REAR WHEEL OPENING REAR MOULDING	29106
RETAINER-QUARTER TRIM PANEL TO FLOOR SIDE OUTER MEMBER	31232-3	RETAINER-ROOF HEADLINING-NO. 1,2 & 3	52146
RETAINER-QUARTER TRIM WATER SHIELD	31240-1	RETAINER-ROOF HEADLINING-SIDE FRONT	52136-7
RETAINER-QUARTER WHEEL OPENING COVER FRONT MOULDING	20783	RETAINER-ROOF HEADLINING SIDE LOWER	52138-9
RETAINER-QUARTER WHEEL OPENING COVER MOULDING	29534	RETAINER-ROOF HEADLINING SIDE REAR	52148-9
RETAINER-QUARTER WHEEL OPENING MOULDING-FRONT	291B66	RETAINER-ROOF HEADLINING SUPPORT	52180
RETAINER-QUARTER WHEEL OPENING MOULDING-REAR	291B68	RETAINER-ROOF OUTSIDE COVER	53729
RETAINER-QUARTER WHEELHOUSE TRIM PANEL	31494-5	RETAINER-ROOF OUTSIDE COVER-FRONT	53716
RETAINER-QUARTER WINDOW-FRONT MOULDING	291A94	RETAINER-ROOF OUTSIDE COVER-FRONT CORNER	53730-1
	30426-9	RETAINER-ROOF OUTSIDE COVER-SIDE	53728
	30370	RETAINER-ROOF OUTSIDE SIDE MOULDING	50004
	291A90-1	RETAINER-ROOF SIDE INNER MOULDING	51756
	291A92-3	RETAINER-ROOF SIDE RAIL FRONT WEATHERSTRIP-REAR	513B02-3
		RETAINER-ROOF SIDE RAIL-REAR LOWER	513B48-9
		RETAINER-ROOF SIDE RAIL REAR UPPER WEATHERSTRIP	51470-1
		RETAINER-ROOF SIDE RAIL WEATHERSTRIP	513A66-7
		RETAINER-ROOF SIDE REAR TRIM FOUNDATION	519A16
		RETAINER-ROOF SIDE WEATHERSTRIP CAP	513B36-7
		RETAINER-SKI	55052

**100% SATISFACTION GUARANTEED**

**BUY IT NOW!**

**Click Here To Order**

PayPal American Express Discover MasterCard VISA

# Alphabetical Index—Continued

Part Name	Group Number	Part Name	Group Number
RETAINER-SPARE WHEEL COVER	47248	ROD-FRONT DOOR LOCK CONTROL TO CYLINDER	22134-5
RETAINER-SPARE WHEEL WELL FLOOR WING SCREW	47126	ROD-FRONT DOOR LOCK PUSH BUTTON	21852-3
RETAINER-SPEEDOMETER BEZEL MOUNTING CLIP	17A285	ROD-FRONT DOOR LOCK PUSH BUTTON TO CYLINDER	21294
RETAINER-SPEEDOMETER CASE GROMMET	17305	ROD-FRONT SEAT TRACK LATCH TIE	61726
RETAINER-SPEEDOMETER DRIVEN GEAR	17292	ROD-HOOD SUPPORT	16826
RETAINER-TAILGATE COUNTERBALANCE TORQUE BAR- INNER	41948-9	ROD-REAR DOOR LOCK ACTUATING	264A64-5
RETAINER-TAILGATE FINISH PANEL UPPER MOULDING	42586	ROD-REAR DOOR LOCK-PUSH BUTTON	26460-1
RETAINER-TAILGATE LOCK ACCESS HOLE COVER	431C98	ROD-REAR SEAT BACK LATCH HANDLE	61332
RETAINER-TAILGATE LOWER WEATHERSTRIP	402A06	ROD-TAILGATE LOCK CONTROL	43880-1
RETAINER-TAILGATE OUTSIDE BELT MOULDING	425A00	ROD-TAILGATE LOCK TRIGGER RELEASE	43894
RETAINER-TAILGATE OUTSIDE FINISH PANEL LOWER MOULDING	42537	ROLLER-A/COND. INSTRUMENT PANEL DOOR STOP CAM	19B800
RETAINER-TAILGATE OUTSIDE FINISH PANEL UPPER MOULDING	42525	ROLLER-QUARTER WINDOW GUIDE	29824
RETAINER-TAILGATE OUTSIDE FINISH PANEL UPPER MOULDING	425A25	ROLLER-REAR DOOR WINDOW CONTROL SWITCH TRIGGER PIN	27156
RETAINER-TAILGATE-OUTSIDE LOWER MOULDING	425A16	ROLLER-REAR DOOR WINDOW FRONT GUIDE	262A32
RETAINER-TAILGATE OUTSIDE MOULDING	40740	ROLLER-REAR DOOR WINDOW FRONT GUIDE-LOWER	25750
RETAINER-TAILGATE OUTSIDE UPPER MOULDING	425A14	ROLLER-REAR DOOR WINDOW FRONT GUIDE-UPPER	25776
RETAINER-TAILGATE PANEL COVER	407A10	ROLLER-REAR SEAT BACK FLOOR EXTENSION FINISH PANEL	61312
RETAINER-TOP SIDE QUARTER COVER-LOWER	52728-9	ROLLER-WINDOW REGULATOR ARM	23240
RETAINER-UPPER BACK PANEL FRONT WEATHERSTRIP- CENTER	41944	ROOF & DECK LID LUGGAGE CARRIER KIT	55100
RETAINER-UPPER BACK PANEL FRONT WEATHERSTRIP- OUTER	41943	RUN & BRACKET-FRONT DOOR VENTILATOR WINDOW DIVISION BAR GLASS	21538-9
RETAINER-UPPER BACK PANEL MOULDING	425A26	RUN & BRACKET-REAR DOOR STATIONARY WINDOW DIVISION BAR GLASS	262A02-3
RETAINER-UPPER BACK PANEL TO SEAT BACK OPENING COVER	40558	RUN & MOULDING ASSEMBLY-BACK WINDOW GLASS-TOP	422A66
RETAINER-WHEELHOUSE SIDE TRIM PANEL-REAR	28078-9	RUN & MOULDING-BACK WINDOW GLASS-SIDE UPPER	422A24-5
RETAINER-WINDSHIELD OUTSIDE BELT MOULDING	03407	RUN & RETAINER-REAR DOOR GLASS-HINGE SIDE	262A16-7
RETAINER-WINDSHIELD OUTSIDE BELT MOULDING JOINT COVER	03013	RUN & WEATHERSTRIP-REAR DOOR GLASS-REAR	26000-1
RETAINER-WINDSHIELD OUTSIDE TOP MOULDING	03178	RUN-BACK WINDOW GLASS	420A12
RETAINER-WINDSHIELD WASHER CONTROL BUTTON	17548	RUN-BACK WINDOW GLASS SIDE	40744-5
RETAINER-WINDSHIELD WEATHERSTRIP	03106-7	RUN-BACK WINDOW GLASS-SIDE-LOWER	40746-7
RISER-LEFT REAR SEAT CUSHION SUPPORT	60669	RUN-BACK WINDOW GLASS-SIDE LOWER	422A20-1
RISER-REAR FLOOR-FRONT	12004	RUN-BACK WINDOW GLASS-TOP	422A36
RISER-REAR SEAT FRONT	60650-1	RUN-BACK WINDOW GLASS-UPPER SIDE	422A38-9
RISER-RIGHT REAR SEAT CUSHION FLOOR PANEL SUPPORT	60692	RUN-DOOR & QUARTER GLASS	21550
RIVET-DOOR VENTILATOR WINDOW DIVISION BAR WEATHERSTRIP	21524	RUN-DOOR GLASS TOP	25766
ROD-A/COND. REGISTER LOCK ACTUATOR	19B849	RUN-FRONT DOOR GLASS-LOCK SIDE	21508-9
CONNECTOR-RADIO ANTENNA	18A848	RUN-FRONT DOOR GLASS-TOP	21596
	63636	RUN-FRONT DOOR VENTILATOR WINDOW DIVISION BAR GLASS	21546
	22152-3	RUN-QUARTER WINDOW GLASS-FRONT	30104-5
	218A24-5	RUN-QUARTER WINDOW GLASS-REAR	30008-9
	22381	RUN-QUARTER WINDOW GLASS-UPPER	30010
		RUN-QUARTER WINDOW GLASS-UPPER REAR	30022
		RUN-REAR DOOR GLASS	25764
		RUN-REAR DOOR GLASS-LOCK SIDE	25748
		RUN-REAR DOOR GLASS-LOWER HINGE SIDE	25852
		RUN-REAR DOOR GLASS-REAR	262A36-7

**100% SATISFACTION GUARANTEED**

**BUY IT NOW!**

**Click Here To Order**

PayPal American Express Discover MasterCard VISA

# Alphabetical Index—Continued

Part Name	Group Number	Part Name	Group Number
RUN-REAR DOOR GLASS-REAR INNER	25754	SEAL-FRONT FENDER APRON SHIELD SPLASH	16A070
RUN-REAR DOOR GLASS-REAR OUTER	25742-3	SEAL-FRONT FENDER APRON SPLASH SHIELD	16B564
<b>S</b>		SEAL-FRONT FENDER APRON TO FRAME	16240
		SEAL-FRONT FENDER APRON TO FRONT SUSPENSION	16A230-1
		SEAL-FRONT FENDER APRON UPPER REINFORCEMENT TO FENDER	16B208
SCREEN-A/COND. AIR INTAKE	19745		
SCREEN-A/COND. COMPRESSOR SUCTION FITTING	19672	SEAL-FRONT FENDER LOWER FRONT TO HEADLAMP SUPPORT	16C000
SCREEN-COWL TOP VENT	018A16		
SCREEN-REAR SEAT SPEAKER	18821	SEAL-FRONT FENDER SPLASH SHIELD-REAR	16A582
		SEAL-FRONT FENDER TO BUMPER	16304
		SEAL-FRONT FENDER TO FRONT BODY PILLAR	16246
SCREEN-REAR WINDOW-STATION WAGON	40040		
SCREW ASSEMBLY-FRONT SEAT ADJUSTER REGULATOR-HORIZONTAL	617A02	SEAL-FRONT FENDER TO RADIATOR SUPPORT	16A572
SCREW ASSEMBLY-FRONT SEAT ADJUSTING REGULATOR-VERTICAL	617A06	SEAL-FUEL TANK FILLER PIPE CENTER HOUSING INNER	405B28
		SEAL-HEATER & A/COND. TEMPERATURE REGULATOR CONTROL	18A509
SCREW-FOLDING TOP BALANCE LINK VERTICAL ADJUSTING	50491	SEAL-HEATER CASE TO CORE SUPPORT REINFORCEMENT	16295
SCREW-FOLDING TOP LOCK	54601		
SCREW-FRONT SEAT ADJUSTING REGULATOR-VERTICAL	60449	SEAL-HEATER CORE TO CASE	18658
SCREW-WINDSHIELD WIPER MOTOR SHAFT STOP	17A549	SEAL-HEATER CORE TUBE	18596
		SEAL-HEATER MOTOR DASH PANEL COVER	18A476
		SEAL-HEATER WATER CONTROL VALVE	19460
SCUFF PLATE-FRONT SEAT BACK FRAME-INNER	61182	SEAL-LUGGAGE COMPARTMENT DOOR HINGE	427A20
SEAL-A/COND. & HEATER BLOWER TO DASH	18A491		
SEAL-A/COND. BLOWER MOTOR PANEL OPENING	19A797	SEAL-PACKAGE TRAY UPPER TRIM PANEL TO QUARTER	46910-1
SEAL-A/COND. COMPRESSOR CRANKSHAFT	19655	SEAL-QUARTER HINGE PILLAR-LOWER	281A60-1
SEAL-A/COND. EVAPORATOR CASE	19A672	SEAL-QUARTER LOCK PILLAR TO WINDOW FRAME	28182
		SEAL-QUARTER PANEL EXTENSION TO REAR LAMP DOOR	27802
SEAL-A/COND. EVAPORATOR DRAIN HOSE TO FLOOR	19A989	SEAL-QUARTER PANEL LOWER EXTENSION TO REAR FLOOR CROSS SILL	28009
SEAL-A/COND. HOSE COUPLING-ADAPTOR	19A593		
SEAL-A/COND. TUBES TO DASH PANEL	19B588	SEAL-QUARTER PANEL OUTSIDE REAR MOULDING	29155
SEAL-BACK WINDOW GLASS	420A28	SEAL-QUARTER PANEL TO PACKAGE TRAY PANEL	27738-9
SEAL-BACK WINDOW GLASS-TOP	422A76	SEAL-QUARTER WHEEL OPENING COVER	27986-7
		SEAL-QUARTER WHEEL OPENING COVER-FRONT	27906
SEAL-BACK WINDOW HOUSING COVER	422B04	SEAL-QUARTER WINDOW OUTSIDE REAR MOULDING	291B14
SEAL-BACK WINDOW HOUSING-UPPER	42380		
SEAL-BACK WINDOW OUTSIDE LOWER CENTER MOULDING	423A98	SEAL-RADIATOR SUPPORT TO HOOD	16A238
SEAL-BACK WINDOW OUTSIDE LOWER MOULDING RETAINER	42469	SEAL-REAR BUMPER TO LOWER BACK PANEL	17A953
		SEAL-REAR DOOR-FRONT EXTENSION UPPER	24998
SEAL-BLOWER HEATER CHAMBER TO A/COND. CHAMBER	18A324	SEAL-REAR DOOR FRONT EXTENSION-UPPER	25412-3
SEAL-CENTER FLOOR ACCESS HOLE COVER PLATE	111A32	SEAL-REAR DOOR INSIDE PANEL AT BELT-REAR	25410-1
SEAL-DASH PANEL HEATER OPENING COVER	01810		
SEAL-DASH PANEL HOOD RELEASE CABLE OPENING	016A24	SEAL-REAR DOOR LOWER HINGE	268A62
SEAL-DOOR INNER PANEL BOTTOM DRAIN	20700	SEAL-REAR DOOR OUTSIDE HANDLE-PUSH BUTTON	25482
		SEAL-REAR DOOR OUTSIDE UPPER MOULDING RETAINER	254A68
SEAL-DOOR INNER PANEL BOTTOM DRAIN	20788	SEAL-REAR DOOR UPPER REAR EXTENSION	24896-7
SEAL-DOOR OUTSIDE HANDLE PUSH BUTTON	22478-9	SEAL-REAR DOOR WINDOW FRONT-UPPER	247A10-1
SEAL-DOOR VENTILATOR WINDOW ADJUSTMENT OPENING AT BELT	222A78		
SEAL-FOLDING TOP COMPARTMENT OPENING	546A02	SEAL-REAR FLOOR PAN EXTENSION DRAIN	11202
		SEAL-REAR SEAT BACK FINISH PANEL TO PACKAGE TRAY	60796
	025A16	SEAL-ROOF SIDE INNER REAR MOULDING	517B30
	202A20	SEAL-ROOF SIDE ORNAMENT	517A74
	21622-3		
	228A06	SEAL-SPEEDOMETER DRIVE GEAR OIL	17298
		SEAL-STEERING COLUMN OPENING COVER PLATE	01738

**100% SATISFACTION GUARANTEED**

**BUY IT NOW!**

**Click Here To Order**

PayPal American Express Discover MasterCard VISA

# Alphabetical Index—Continued

Part Name	Group Number	Part Name	Group Number
SEAL-TAILGATE HINGE TO COVER	430A38-9	SHIELD-FRONT SEAT CUSHION-CENTER	62102
SEAL-TAILGATE HINGE TO INNER PANEL	430A46	SHIELD-FRONT SEAT CUSHION-SIDE	62186-7
SEAL-TAILGATE LOWER CORNER	43708-9	SHIELD-FRONT SEAT CUSHION SIDE-VINYL	62186-7
		SHIELD-FRONT SEAT TRACK-BUCKET SEATS-VINYL	62162-3
SEAL-UPPER BACK FINISH PANEL & UPPER BACK PANEL	46640-1	SHIELD-FUEL FILLER OPENING SPLASH	405B32
SEAL-VENT AIR INLET DUCT	01998	SHIELD-FUEL FILLER OVERFLOW SPLASH	28622
SEAL-VENT AIR INLET DUCT TO BLOWER	02869	SHIELD-INSTRUMENT PANEL ASH RECEPTACLE	048A38
SEAL-VENT AIR INLET DUCT TO COWL TOP INNER PANEL	018A30	SHIELD-LUGGAGE COMPARTMENT DOOR LIFT	427A52-3
		SHIELD-LUGGAGE COMPARTMENT DOOR LOCK-INSIDE	43208
		SHIELD-LUGGAGE COMPARTMENT DOOR LOCK STRIKER	432A70
SEAL-WINDSHIELD DEFROSTER OUTLET BEZEL	18A640		
SEAL-WINDSHIELD WIPER	17B500	SHIELD-QUARTER ASH RECEPTACLE	30716
SEAL-WINDSHIELD WIPER AUXILIARY DRIVE	17B502	SHIELD-QUARTER, FRONT & REAR DOOR TRIM WATER	31091
SEAL-WINDSHIELD WIPER PIVOT SHAFT TO COWL TOP SEAT BELT KIT	17541	SHIELD-QUARTER TRIM WATER	31090
	610A88-9	SHIELD-REAR DOOR WIRING	24784-7
		SHIELD-REAR LICENSE PLATE LAMP	40427
SEAT BELT KIT	61200-1		
SEAT BELT RETRACTOR KIT	611A06	SHIELD-REAR SEAT BACK END	61352-3
SEAT CUSHION SPRING HELPER KIT	63186	SHIELD-REAR WHEEL SPLASH	16281
SHAFT-A/COND. AIR OUTLET DOOR	18A497	SHIELD-TAILGATE HANDLE LOCK RELEASE WATER	431D50
SHAFT-FOLDING TOP LOCK DRIVE	50622	SHIELD-TAILGATE INSIDE COVER PANEL DUST	407A18
		SHIELD-WINDSHIELD WIPER CABLE	17A536
SHAFT-FRONT SEAT ADJUSTER MOTOR	618B68		
SHAFT-FRONT SEAT ADJUSTER REGULATOR WORM GEAR	617A17	SHIM-AUXILIARY SEAT CUSHION WELL FLOOR PIVOT ARM	608A02
SHAFT-FRONT SEAT ADJUSTER TRANSMISSION	618A60		
SHAFT-FRONT SEAT TRACK PIVOT-FRONT	61857	SHIM-DOOR LOCK STRIKER PLATE	22058
SHAFT-FRONT SEAT TRACK PIVOT-REAR	61853	SHIM-FRONT BUMPER IMPACT BAR	17A799
		SHIM-FUEL FILLER OPENING LID	40497
SHAFT-HEATER TEMPERATURE REGULATOR CONTROL	18A518		
SHAFT-LUGGAGE COMPARTMENT DOOR LOCK CYLINDER	43867	SHIM-REAR BUMPER BRACKET TO REAR CROSSMEMBER	10918
SHAFT-WINDSHIELD WIPER OUTPUT	17A435	SHIM-REAR DOOR LOCK STRIKER PLATE	265A06
SHIELD-A/COND. BLOWER MOTOR SWITCH	18B606	SHIM-TAILGATE LATCH STRIKER PLATE	431A61
SHIELD-A/COND. EVAPORATOR CASE TO FLOOR	19B561	SHIM-TAILGATE LOCK STRIKER PLATE	43152
		SHIM-TAILGATE SUPPORT	44553
SHIELD-BRAKE & FUEL LINE	102A20		
SHIELD-CONTROL NAME PLATE LAMP	19B576	SHOCK ABSORBER & BUSHING FRONT KIT	18124
SHIELD-DOOR TRIM-WATER	20318	SHOCK ABSORBER & BUSHING REAR KIT	18125
SHIELD-DOOR WIRING	20770	SHOCK ABSORBER INSULATOR REPAIR-KIT	18198
SHIELD-FRONT CROSSMEMBER TO BUMPER-SPLASH	16F550	SIGHT GLASS-A/COND EVAPORATOR LIQUID-INDICATOR	198673
		SLAT ASSEMBLY-ROOF LUGGAGE CARRIER-OUTER	55022
SHIELD-FRONT CROSSMEMBER TO SIDE RAIL SPLASH	16102		
SHIELD-FRONT DOOR VENTILATOR WINDOW RAIN	222A20-1	SLAT-FOLDING TOP NO. 4 BOW	50340-1
SHIELD-FRONT DOOR WIRING	20768-9	SLAT-ROOF LUGGAGE CARRIER-INNER	55150
SHIELD-FRONT FENDER APRON SUSPENSION OPENING-SPLASH	16B562	SLAT-ROOF LUGGAGE CARRIER-OUTER	55152
		SLEEVE & CYLINDER ASSEMBLY-LUGGAGE COMPARTMENT DOOR LOCK	43600
SHIELD-FRONT FENDER FRONT LOWER EXTENSION-SPLASH	16D572		
SHIELD-FRONT FENDER LOWER EXTENSION TO BUMPER SPLASH	16D550	SLEEVE-BUMPER ARM BOLT	17841
SHIELD-FRONT FENDER SPLASH-FRONT	16A573-4	SLEEVE-FRONT SEAT BACK HINGE PIVOT-INNER	61696
		SLEEVE-FRONT SEAT BACK HINGE PIVOT-OUTER	61697
		SLEEVE-FUEL FILLER OPENING LID-STOP	28627
		SLEEVE-HOOD LATCH CONTROL	16877
	16102-3		
	16B564	SLEEVE-REAR ROOF LOCK MOUNTING BOLT	53917
	62116-7	SLEEVE-ROOF LIFT MOUNTING BOLT BUSHING	53939
	60762	SLEEVE-VACUUM PUMP TUBE RETAINER	17A451
	61616-7	SLEEVE-WINDSHIELD WIPER MOTOR SWITCH	17C428

**100% SATISFACTION GUARANTEED**

**BUY IT NOW!**

**Click Here To Order**



# Alphabetical Index—Continued

Part Name	Group Number	Part Name	Group Number
SLIDE-DOOR INSIDE HANDLE OPENING	22622-3	SPACER-LUGGAGE COMPARTMENT DOOR LOCK CYLINDER	43565
SLIDE-FRONT SEAT TRACK	62588	SPACER-LUGGAGE COMPARTMENT DOOR LOCK STRIKER BRACKET	432A02
SLIDE-REAR DOOR WINDOW BUTTON-FRONT	263A20	SPACER-OUTSIDE FINISH RAIL	20774
SLIDE-REAR DOOR WINDOW BUTTON-REAR	26342	SPACER-QUARTER UPPER TRIM SUPPORT PANEL WITH WEATHERSTRIP	31312-3
SLIDE-REAR DOOR WINDOW STABILIZER ARM	25808	SPACER-REAR BUMPER ARM TO REAR BUMPER HOUSING SUPPORT	17A761
SLIDE-REAR DOOR WINDOW STABILIZER ARM	29824	SPACER-REAR DOOR UPPER TRIM SUPPORT	26012-3
SLINGER-WINDSHIELD WIPER OUTPUT SHAFT	17C455	SPACER-REAR FLOOR REAR CROSSMEMBER	10904
SOCKET & WIRE-HEATER & A/COND. CONTROL LAMP	18541	SPACER-SPEEDOMETER GEAR	17288
SOCKET & WIRING-CONTROL NAME PLATE LAMP	19B569	SPACER-TAILGATE OUTSIDE FINISH RAIL	40924
SOCKET-BACK WINDOW REGULATOR STEM	44017	SPACER-WINDSHIELD OUTSIDE SIDE MOULDING	03201
SOLENOID & PLUNGER REPAIR FRONT SEAT ADJUSTING KIT	61925	SPACER-WINDSHIELD WIPER MOUNTING	17519-0
SPACER-A/COND. INSTRUMENT PANEL L. H. REGISTER	19B696	SPACER-WINDSHIELD WIPER MOUNTING OUTER	17514-5
SPACER-BACK WINDOW GARNISH MOULDING	40828	SPACER-WINDSHIELD WIPER OUTPUT SHAFT	17A558
SPACER-BACK WINDOW GLASS-LOWER	420A22	SPACER-WINDSHIELD WIPER PIVOT SHAFT INNER	17B588
SPACER-BACK WINDOW OUTSIDE-SIDE MOULDING	42552	SPARE WHEEL MOUNTING RELOCATING KIT	47044
SPACER-BODY ROCKER PANEL MOULDING	102A78	SPEAKER-RADIO RECEIVER	18808
SPACER-BODY TO FRAME	11520	SPEEDOMETER	17255
SPACER-COMPRESSOR MOUNTING SUPPORT BRACKET	19576	SPEEDOMETER CABLE CORE REPLACEMENT KIT	17262
SPACER-CONSOLE COMPARTMENT PANEL FRONT	045A68	SPEEDOMETER CABLE TIP REPLACEMENT KIT	17A254
SPACER-DOOR SCUFF PLATE	13204	SPRING-A/COND. INSTRUMENT PANEL DOOR STOP	19B797
SPACER-DOOR VENTILATOR WINDOW FRAME	22215	SPRING-A/COND. INSTRUMENT PANEL REGISTER DOOR	19B828
SPACER-DOOR WINDOW GARNISH MOULDING	20922	SPRING-A/COND. REGISTER LOCK ACTUATOR ROD	19B796
SPACER-FOLDING TOP LIFT MOTOR SUPPORT	53382	SPRING-A/COND. REGISTER LOCK LATCH	19B788
SPACER-FOLDING TOP NO. 1 BOW REAR WEATHERSTRIP	50687	SPRING-A/COND.REGISTER LOUVER TENSION	19A896
SPACER-FRONT BUMPER GUARD-PAD	17A472	SPRING & ROLLER-HEATER AIR CONTROL POINTER BELT	18B394
SPACER-FRONT DOOR OUTSIDE MOULDING	20886	SPRING & ROLLER-HEATER REGULATOR CONTROL	18B391-2
SPACER-FRONT DOOR UPPER TRIM SUPPORT PANEL	22364-5	SPRING-ANTENNA DRIVE	18A962
SPACER-FRONT DOOR VENT WINDOW MOTOR MOUNTING BRACKET	20973	SPRING-ANTENNA DRIVE TENSION	19118
SPACER-FRONT DOOR VENTILATOR WINDOW REGULATOR	23446	SPRING-ASH RECEPTACLE RETAINER COVER TENSION-FRONT, REAR DOORS & QUARTER	30728-9
SPACER-FRONT DOOR WINDOW REGULATOR DRIVE WORM	23590	SPRING ASSEMBLY-WINDSHIELD WIPER CAM RETURN	17A501
SPACER-FRONT FENDER TO COWL TOP	16354	SPRING-AUXILIARY SEAT BACK FLOOR LATCH	61004
SPACER-FRONT FENDER TOP ORNAMENT	16B138	SPRING-BACK WINDOW REGULATOR COUNTERBALANCE	40867
SPACER-FRONT SEAT ADJUSTER MOTOR BRACKET	618B60	SPRING-BACK WINDOW REGULATOR HANDLE	44036
SPACER-FRONT SEAT BACK PIVOT ARM	60394	SPRING-BACK WINDOW REGULATOR HANDLE LOCKING PLUNGER	40865
SPACER-FRONT SEAT BACK PIVOT QUARTER COVER	61610	SPRING-BACK WINDOW REGULATOR HANDLE PAWL	44016
SPACER-FRONT SEAT REGULATOR MOTOR TO REGULATOR HOUSING	61924	SPRING-BACK WINDOW REGULATOR HANDLE RETAINING	40866
SPACER-FRONT SEAT UPPER TO CUSHION FRAME SUPPORT	61782	SPRING-CONSOLE COMPARTMENT DOOR CHECK ARM	06114
SPACER-FRONT SHOCK ABSORBER MOUNTING BRACKET-LOWER	18A010	SPRING-CONSOLE COMPARTMENT DOOR HINGE	06069
SPACER-HEATER PLENUM CHAMBER MOUNTING	18A650	SPRING-DOOR INSIDE HANDLE	22624
SPACER-HOOD HOOK SUPPORT	16A900	SPRING-DOOR LOCK REMOTE CONTROL	21910
SPACER-INSTRUMENT PANEL RADIO GRILLE REAR	045B64	SPRING-DOOR OUTSIDE HANDLE PUSH BUTTON	22462
	424A06	SPRING-DOOR VENTILATOR WINDOW HANDLE	22986
	40307	SPRING-FRONT DOOR HINGE	228A12
	424A22	SPRING-FRONT DOOR LOCK CYLINDER KEY HOLE COVER	22006-7

**100% SATISFACTION GUARANTEED**

**BUY IT NOW!**

**Click Here To Order**

PayPal American Express Discover MasterCard VISA

# Alphabetical Index—Continued

Part Name	Group Number	Part Name	Group Number
SPRING-FRONT DOOR LOCK OPERATING LEVER RETAINER	22075	STOP ASSEMBLY-REAR SEAT BACK	62426-7
SPRING-FRONT DOOR VENTILATOR WINDOW PIVOT	22926		
SPRING-FRONT DOOR VENTILATOR WINDOW STABILIZER	22328	STOP-AUXILIARY SEAT BACK FLOOR	606A22
SPRING-FRONT SEAT TRACK ASSIST	61828	STOP-BACK WINDOW-LOWER	42308
SPRING-FRONT SEAT TRACK LATCH	61883	STOP-DOOR VENTILATOR WINDOW PIVOT	22992
		STOP-DOOR WINDOW	21768
SPRING-FUEL FILLER OPENING LID	28615	STOP-DOOR WINDOW UPPER	222A24
SPRING-FUEL FILLER OPENING LID HINGE	405A24-5		
SPRING-HEATER TEMPERATURE REGULATOR CONTROL BELT TENSION	18A516	STOP-DOOR WINDOW-UPPER	25780
SPRING-HOOD AUXILIARY CATCH	16897	STOP-FRONT DOOR STABILIZER	235A22
		STOP-FRONT DOOR WINDOW-UPPER	21756
SPRING-HOOD HINGE	16789	STOP-FRONT SEAT BACK	61064
SPRING-HOOD LOCK	16925	STOP-FRONT SEAT TRACK	61938
SPRING-HOOD LOCK CAM	16767		
SPRING-HOOD LOCK TRIGGER	16921	STOP-QUARTER WINDOW REGULATOR ARM	29822
SPRING-HOOD SUPPORT ROD	16832	STOP-QUARTER WINDOW-LOWER	29805-6
		STOP-QUARTER WINDOW-UPPER	303A00-1
SPRING-INSTRUMENT PANEL ASH RECEPTACLE RETAINER COVER	04834-5	STOP-QUARTER WINDOW UPPER-FRONT	29814-5
SPRING-JACK HOLD DOWN	17119	STOP-REAR DOOR WINDOW	262A20-1
SPRING-LIFTGATE LATCH	43196		
SPRING-LUGGAGE COMPARTMENT DOOR HINGE	42892	STOP-REAR DOOR WINDOW-LOWER	27070
		STOP-REAR DOOR WINDOW-LOWER FRONT	26056-9
SPRING-LUGGAGE COMPARTMENT DOOR LOCK KEYHOLE COVER	43567-8	STOP-REAR DOOR WINDOW-REAR UPPER	25816
		STOP-REAR DOOR WINDOW-UPPER REAR	262A84-5
SPRING-QUARTER WINDOW REGULATOR COUNTERBALANCE	30351	STRAINER-PACKAGE TRAY TO FLOOR	46610-1
SPRING-REAR DOOR CHECK ON LOWER HINGE	26833		
SPRING-REAR DOOR HINGE	268A34	STRAINER-QUARTER PANEL BELT TO FLOOR	28788-9
		STRAINER-QUARTER PANEL BELT TO SPARE TIREWELL	28534
SPRING-REAR DOOR WINDOW REGULATOR-COUNTER BALANCE	27048	STRAINER-QUARTER PANEL-FRONT	280A50
SPRING-REAR SEAT BACK FLOOR PANEL COUNTER-BALANCE	605A76	STRAINER-QUARTER WHEELHOUSE	28242
SPRING-REAR SEAT BACK FLOOR SUPPORT	605A54	STRAINER-REAR SEAT BACK SUPPORT TO FLOOR	62482-3
SPRING-REAR SEAT BACK LATCH HANDLE	61097-8	STRAINER-UPPER QUARTER PANEL REINFORCEMENT-TO FLOOR FRONT	280A32
SPRING-REAR VIEW OUTSIDE MIRROR	17A714	STRAINER-UPPER QUARTER PANEL REINFORCEMENT-TO FLOOR REAR	280A34
SPRING-RIGHT REAR SEAT LATCH	61378	STRAP-A/COND. MUFFLER SUPPORT	19B695
SPRING-SEAT BELT RETRACTORS	610A98		
SPRING-SPEEDOMETER RETAINING	17A263	STRAP ASSEMBLY ROOF CARRIER HOLD DOWN KIT	55196
		STRAP-HEATER & A/COND.	19594
SPRING-STEERING COLUMN RETAINING COVER	017A30	STRAP-HOOD GROUND	16A600
SPRING-TAILGATE COUNTERBALANCE	430A00	STRAP-TAILGATE COUNTERBALANCE SPRING	430A14
SPRING-TAILGATE LATCH	431B50	STRIKER-CONSOLE COMPARTMENT DOOR	06157
SPRING-TAILGATE LOCK KEYHOLE COVER	40881		
SPRING-TAILGATE LOCK PAWL	431C76	STRIKER-LUGGAGE COMPARTMENT DOOR LOCK	43252
		STRIKER-REAR DOOR LOCK	265A04
SPRING-VISOR ARM CLIP	04134	STRIKER-REAR DOOR WINDOW DOVETAIL	262A30-1
SPRING-WINDOW REGULATOR COUNTERBALANCE	23318	STRIKER-REAR SEAT BACK LATCH	62440-1
SPRING-WINDSHIELD WASHER CONTROL BUTTON	17548	STRIKER-TAILGATE LOCK	43146
SPRING-WINDSHIELD WIPER MOTOR BRUSH	17B599		
WIPER-FRONT & REAR DOOR	235A18	STRIP-BELT TACKING-CENTER	41745
		STRIP-BELT TACKING-SIDE FRONT	41772-3
		STRIP-BELT TACKING-SIDE REAR	41782-3
		STRIP-CENTER BODY PILLAR OUTSIDE FINISH	24302-3
		STRIP-CENTER BODY PILLAR OUTSIDE FINISH	243A11
	30470-1		
	26322		
	18919	STRIP-CONSOLE PANEL SIDE FLANGE BREAKER	045B88
	23358	STRIP-FRONT DOOR BELT INSIDE PANEL-REAR FINISH	21108

**100% SATISFACTION GUARANTEED**

**BUY IT NOW!**

**Click Here To Order**

PayPal American Express Discover MasterCard VISA

# Alphabetical Index—Continued

Part Name	Group Number	Part Name	Group Number
STRIP-FRONT DOOR VENTILATOR WINDOW BAR GLASS RUN	21638	SUPPORT-FRONT BUMPER STONE DEFLECTOR	17790
STRIP-QUARTER WINDOW INSIDE FRONT FINISH	29890-1	SUPPORT-FRONT DOOR ARM REST	24160
STRIP-REAR DOOR BELT INNER PANEL-FINISH	25690-1	SUPPORT-FRONT DOOR ARM REST-LESS TRIM	24022-3
STRIP-REAR DOOR WINDOW INSIDE FINISH-FRONT	254A08-9	SUPPORT-FRONT DOOR VENTILATOR WINDOW REGULATOR	23630-1
STRIP-REAR FLOOR AT WHEELHOUSE SIDE-FINISH	13210-1	SUPPORT-FRONT FENDER APRON & RADIATOR	16138
STRIP-ROOF HEADLINING CORNER FRONT TACKING	50812	SUPPORT-FRONT FENDER APRON & RADIATOR	16A198
STRIP-ROOF HEADLINING-FRONT TACKING	50964	SUPPORT-FRONT FENDER APRON & RADIATOR-SIDE	16A174-5
STRIP-ROOF HEADLINING HEADER RETAINING	52202	SUPPORT-FRONT SEAT ADJUSTER-LOWER	618A24-5
STRIP-ROOF HEADLINING HEADER TACKING	51016-7	SUPPORT-FRONT SEAT ADJUSTER MOTOR & TRANSMISSION	618B14
STRIP-ROOF HEADLINING-SIDE FRONT TACKING	50994	SUPPORT-FRONT SEAT ADJUSTER-UPPER	618A28-9
STRIP-ROOF HEADLINING-SIDE REAR TACKING	50996	SUPPORT-FRONT SEAT BACK SIDE SHIELD-LOWER	62296-7
STRIP-ROOF HEADLINING SIDE RETAINER-REAR UPPER	52122	SUPPORT-FRONT SEAT CUSHION SIDE SHIELD-CENTER	62190
STRIP-ROOF HEADLINING SIDE RETAINING-FRONT	50936-7	SUPPORT-FRONT SEAT CUSHION SIDE SHIELD-FRONT	62168-9
STRIP-ROOF HEADLINING SIDE RETAINING-REAR	50940-1	SUPPORT-FRONT SEAT CUSHION SIDE SHIELD-REAR	62194-5
STRIP-ROOF HEADLINING SIDE RETAINING-REAR LOWER	50900-1	SUPPORT-FRONT SIDE MEMBER TO APRON REINFORCEMENT-LOWER	102A16-7
STRIP-ROOF HEADLINING SIDE RETAINING-REAR-LOWER	52194	SUPPORT-FRONT SIDE MEMBER TO APRON REINFORCEMENT-UPPER	102A06-7
STRIP-TAILGATE INSIDE COVER PANEL	407A16-7	SUPPORT-HOOD BUMPER TO COWL TOP OUTER PANEL	16A670
STRIP-TAILGATE SKID	44432	SUPPORT-HOOD LATCH DOWEL	16716
STRIP-UPPER BACK PANEL TO SEAT BACK OPENING COVER	40572-3	SUPPORT-HOOD LOCK DOWEL	16728
STUD-A/COND. EVAPORATOR SUPPORT	19A982	SUPPORT-HOOD LOCK HOOK	16707
STUD ASSEMBLY-A/COND. EVAPORATOR SUPPORT	19B686	SUPPORT-INSTRUMENT PANEL A/COND. MOUNTING	045C12-3
STUD-FOLDING TOP SIDE RAIL COVER FRONT LATCH	54706	SUPPORT-INSTRUMENT PANEL LOWER CENTER EXTENSION	04664
STUD-FRONT FENDER COWL TOP SPACER	16C092	SUPPORT-INTERIOR GARNISH MOULDINGS	517A80
STUD-FRONT SEAT ADJUSTER PIVOT	618A66	SUPPORT-LUGGAGE COMPARTMENT DOOR LOCK CYLINDER SHAFT	43612
STUD-QUARTER WINDOW-GUIDE ROLLER	29825	SUPPORT-LUGGAGE COMPARTMENT DOOR LOCK STRIKER BRACKET	432A42
STUD-REAR SHOCK ABSORBER MOUNTING	18A044-6	SUPPORT-LUGGAGE COMPARTMENT DOOR OPENING UPPER CORNER DRAIN TROUGH-LOWER	451A08-9
STUD-REAR SHOCK ABSORBER-MOUNTING	18196	SUPPORT-LUGGAGE COMPARTMENT DOOR OPENING UPPER CORNER DRAIN TROUGH-UPPER	451A06-7
SUB-DIAL-HEATER SERVO CONTROL	18B393	SUPPORT-LUGGAGE COMPARTMENT DOOR OPENING UPPER REINFORCEMENT	44838-9
SUPPORT-AUXILIARY FLOOR SIDE	11500	SUPPORT-LUGGAGE COMPARTMENT SIDE LINING BOARD	45530
SUPPORT-AUXILIARY SEAT BACK	600A76-7	SUPPORT-PACKAGE TRAY TO REAR ROOF RAIL INNER	52566-7
SUPPORT-BACK WINDOW GARNISH MOULDING	424A24	SUPPORT-PACKAGE TRAY TRIM PANEL	46802
SUPPORT-BACK WINDOW GARNISH SIDE MOULDING LOWER	424A30	SUPPORT-PARKING BRAKE BRACKET TO COWL SIDE	02246
SUPPORT-BACK WINDOW HOUSING-UPPER	42338	SUPPORT-QUARTER OUTSIDE LOWER REAR MOULDING	29032
SUPPORT-BACK WINDOW REGULATOR MOTOR MOUNTING	40892	SUPPORT-QUARTER PANEL UPPER EXTENSION-TO WHEELHOUSE OUTER	280A12-3
SUPPORT-BRAKE PEDAL	01508	SUPPORT-QUARTER TRIM WATER SHIELD	31152-3
SUPPORT-CONSOLE COMPARTMENT	045B56	SUPPORT-QUARTER WINDOW GARNISH MOULDING-REAR	29186
SUPPORT-CONSOLE COMPARTMENT DOOR LOCK	06152	SUPPORT-RADIO RECEIVER	18888
SUPPORT-COWL SIDE A/COND. MOUNTING TRAY	02250-1	SUPPORT-REAR BUMPER ARM	17A858
SUPPORT-COWL SIDE HEATER UNIT MOUNTING PANEL	18A664	SUPPORT-REAR BUMPER MOUNTING BRACKET	17A863
SUPPORT-DOOR SCUFF PLATE	13218	SUPPORT-REAR DOOR ARM REST	274A08-9
SUPPORT-FOLDING TOP COMPARTMENT SIDE TRIM RETAINER	54646-7		
	506A58		
	53156-9		
	53088-9		
	53316		

**100% SATISFACTION GUARANTEED**

**BUY IT NOW!**

**Click Here To Order**

PayPal American Express Discover MasterCard VISA

## Alphabetical Index—Continued

Part Name	Group Number	Part Name	Group Number
SUPPORT-REAR DOOR ARM REST	27538-9	TIP-BACK WINDOW DIVISION BAR INSIDE MOULDING	42471
SUPPORT-REAR FLOOR PAN TO REAR SIDE MEMBER	111A34-5	TIP-BACK WINDOW DIVISION BAR OUTSIDE MOULDING	42470
SUPPORT-REAR SEAT BACK	62332	TIP-REAR BOW BINDING	514A00-1
SUPPORT-REAR SEAT BACK FLOOR	605A50-1	TIRE INFLATOR & SEALANT KIT	19C543
SUPPORT-REAR SEAT BACK SIDE MOULDING	62454-5	TISSUE DISPENSER KIT	19A549
SUPPORT-REAR SEAT BACK STOP	62286-7	TOOL-ELECTRICAL TERMINAL CRIMPING	17018
SUPPORT-REAR SEAT CUSHION FLOOR	60552-3	TOOL KIT	17003
SUPPORT-REAR SEAT-FRONT CENTER	60044	TOP-FOLDING-LESS TRIM	53000
SUPPORT-REAR SEAT-REAR CENTER	60040	TOUCH-UP PAINT-1 OZ. TUBE KIT	19503
SUPPORT-REAR SEAT TO FLOOR	61118-9	TOUCH-UP PAINT-6 OZ. SPRAY CAN KIT	19503
SUPPORT-RIGHT REAR SEAT	63160	TOUCH-UP PAINT-QUARTS KIT	19503
SUPPORT-ROOF HEADLINING RETAINING	52101-7	TRACK-FRONT SEAT	61704-5
SUPPORT-ROOF LUGGAGE CARRIER	55140	TRANSMISSION ASSEMBLY-LUGGAGE COMPARTMENT DOOR LOCK-LESS CASING & CABLE	427A44-5
SUPPORT-STOWAGE COMPARTMENT LOCK STRIKER	11510	TRANSMISSION-FOLDING TOP LOCK	53540-1
SUPPORT-TAILGATE	44400-1	TRAP-A/COND. EVAPORATOR DRAIN	19998
SUPPORT-UPPER BACK PANEL LIFT TO FLOOR BRACKET	40540-1	TRAY-COWL SIDE A/COND. UNIT MOUNTING	02264-5
SUPPORT-VENT AIR OUTLET DUCT	018A56	TRIGGER-TAILGATE LOCK RELEASE	40854
SUPPORT-WHEELHOUSE STRAINER TO REAR FLOOR CROSSMEMBER	28357	TROUGH ASSEMBLY-LUGGAGE COMPARTMENT DOOR OPENING-UPPER DRAIN	45102
SUPPORT-WINDSHIELD GARNISH MOULDING-LOWER	03638	TROUGH-BACK WINDOW SIDE DRAIN	45004-5
SWITCH-A/COND. BLOWER	19986	TROUGH-BELT SIDE DRAIN	41758-9
SWITCH-A/COND. CONTROL	19A642	TROUGH-DOOR VENTILATOR WINDOW DRAIN	22910-1
SWITCH-A/COND. DAMPER DOOR	19B888	TROUGH-FRONT BODY UPPER PILLAR-DRAIN	025A10-1
SWITCH-A/COND. TEMPERATURE CONTROL	19A945	TROUGH-FRONT DOOR GLASS CHANNEL DRAIN	21566-7
SWITCH & CONTROL ASSEMBLY-WINDSHIELD WIPER	17B479	TROUGH-LUGGAGE COMPARTMENT DOOR OPENING DRAIN-SIDE	45114-5
SWITCH & COVER-WINDSHIELD WIPER	17A511	TROUGH-LUGGAGE COMPARTMENT DOOR OPENING-LOWER CORNER DRAIN	45118-9
SWITCH-ELECTRIC RADIO ANTENNA	18863	TROUGH-LUGGAGE COMPARTMENT DOOR OPENING-UPPER CORNER DRAIN	45120-1
SWITCH-HEATER & A/COND.	18578	TROUGH-UPPER BACK PANEL END DRAIN	44842-3
SWITCH-HEATER & A/COND. TEMPERATURE	18A270	TUBE-A/COND. BLOWER HOUSING TO BLOWER MOTOR	19B918
SWITCH-LUGGAGE COMPARTMENT DOOR LOCK	19B514	TUBE-A/COND. COMPRESSOR DISCHARGE	19659
SWITCH-RADIO FOOT CONTROL	18608	TUBE-A/COND. DEHYDRATOR TO EVAPORATOR	19835-7
SWITCH VACUUM-A/COND. BLOWER MOTOR GROUNDING	19B914	TUBE-A/COND. EVAPORATOR INLET	19A704
SWITCH-WINDSHIELD WASHER CONTROL	17A625	TUBE-A/COND. EVAPORATOR INLET & OUTLET	19A834
SWITCH-WINDSHIELD WIPER CONTROL	17A555	TUBE-A/COND. EVAPORATOR OUTLET	19A705
		TUBE-A/COND. EVAPORATOR TO COMPRESSOR SHUT-OFF VALVE	19867
		TUBE-A/COND. RECEIVER TANK TO CONDENSER	19948
		TUBE & CLIP-VACUUM PUMP TO WINDSHIELD WIPER MOTOR HOSE	17A452
		TUBE & LINK-FRONT SEAT TRACK EQUALIZING	61946
		TUBE-BACK WINDOW HOUSING DRAIN	42327
		TUBE-COWL TOP INNER PANEL DRAIN	02207
		TUBE-DASH PANEL EXTENSION-DRAIN	016A58
		TUBE-FRONT SEAT ADJUSTER-FRONT VERTICAL ACTUATOR	618A90-1

### T

TACHOMETER & HOUSING ASSEMBLY	17360
TACHOMETER BRACKET KIT	17368
TACHOMETER KIT	17A326
TANK & BRACKET-HEATER VACUUM RESERVOIR	18A522
TANK & BRACKET-VACUUM RESERVE	19A566
TEE-WINDSHIELD WASHER HOSE	17A601
TENSIONER-QUARTER WINDOW GUIDE ROLLER	29899
TEMPERATURE CONTROL	19618
TEMPERATURE CONTROL	19819
TEMPERATURE CONTROL	19298



BUY IT NOW!

Click Here To Order



# Alphabetical Index—Continued

Part Name	Group Number	Part Name	Group Number
TUBE-FRONT SEAT ADJUSTER-HORIZONTAL ACTUATOR	618A92-3	WEATHERSTRIP ASSEMBLY-ROOF SIDE RAIL-REAR	513A68-9
TUBE-FRONT SEAT ADJUSTER MOTOR DRIVE	618B62	WEATHERSTRIP-BACK WINDOW	42084
		WEATHERSTRIP-BACK WINDOW CENTER GLASS INNER & OUTER-LESS RETAINER	42060
TUBE-FRONT SEAT ADJUSTER-REAR VERTICAL ACTUATOR	618A98-9		
TUBE-HEATER & A/COND. WATER OUTLET	18663	WEATHERSTRIP-BACK WINDOW CENTER GLASS-INNER WITH RETAINER	42066
TUBE-MULTIPLE LUBRICATOR RESERVOIR TO PUMP	19B630		
TUBE-TAILGATE DRAIN	40743	WEATHERSTRIP-BACK WINDOW GLASS AT BELT	420A00
TUBE-WINDSHIELD WIPER MOTOR TO VALVE-PRESSURE	17B475	WEATHERSTRIP-BACK WINDOW GLASS-INNER	42072
		WEATHERSTRIP-BACK WINDOW GLASS-OUTER	42082
TUBE-WINDSHIELD WIPER MOTOR TO VALVE-RETURN	17B476		
TUBE-WINDSHIELD WIPER PRESSURE FEED	17B474	WEATHERSTRIP-BACK WINDOW-SIDE	42042-3
TUBE-WINDSHIELD WIPER VALVE TO MOTOR-CONTROL	17B477	WEATHERSTRIP-BACK WINDOW SIDE GLASS	42052-3
TUBING-FREON A/COND.	19C708	WEATHERSTRIP-CENTER BODY PILLAR AT BELT-REAR	243A08-9
TURNBUCKLE-FRONT FENDER APRON TO COWL TOP	16B248	WEATHERSTRIP-CENTER BODY PILLAR-UPPER	243A04-5
		WEATHERSTRIP-CENTER BODY PILLAR UPPER FRONT	24560-1
		WEATHERSTRIP-CENTER BODY PILLAR UPPER REAR	24566-7
		WEATHERSTRIP-FOLDING TOP FRONT SIDE RAIL	53986-7
VALVE-A/COND. & HEATER TEMPERATURE REGULATOR	18502	WEATHERSTRIP-FOLDING TOP NO. 1 BOW	514A28
VALVE-A/COND.& HEATER VACUUM CHECK	19A563	WEATHERSTRIP-FOLDING TOP NO. 1 BOW-FRONT	51338
		WEATHERSTRIP-FOLDING TOP NO. 1 BOW-REAR	51325
VALVE-A/COND. COMPRESSOR	19752		
VALVE-A/COND. EVAPORATOR EXPANSION	19849	WEATHERSTRIP-FOLDING TOP NO. 4 BOW TO QUARTER PANEL	51556-7
VALVE-BODY ROCKER PANEL DRAIN	103A58		
VALVE-DOOR LOCK VACUUM CONTROL	219A00	WEATHERSTRIP-FOLDING TOP REAR SIDE RAIL	54000-1
VALVE-DOOR LOCK VACUUM CONTROL CHECK	219A18	WEATHERSTRIP-FOLDING TOP SIDE FRONT RAIL-INTERMEDIATE	53928-9
VALVE-HEATER & A/COND. WATER CONTROL	18495	WEATHERSTRIP-FOLDING TOP SIDE RAIL-CENTER	51564-5
VALVE-HEATER TEMPERATURE CONTROL	18A545	WEATHERSTRIP-FOLDING TOP SIDE RAIL-FRONT	51562-3
VALVE-LUGGAGE COMPARTMENT DOOR LOCK RELEASE CONTROL	43382	WEATHERSTRIP-FOLDING TOP SIDE RAIL-REAR	51566-7
VALVE-VENT AIR	01850-1	WEATHERSTRIP-FOLDING TOP SIDE REAR RAIL-INTERMEDIATE	53900-1
VALVE-WINDSHIELD WASHER	17615	WEATHERSTRIP-FRONT & REAR DOOR GLASS CHANNEL	21510
VALVE-WINDSHIELD WASHER CONTROL	17A614	WEATHERSTRIP-FRONT BODY UPPER PILLAR	03198-9
VALVE-WINDSHIELD WIPER MOTOR PRESSURE REGULATOR	17B468	WEATHERSTRIP-FRONT DOOR	20530-1
VALVE-WINDSHIELD WIPER MOTOR VACUUM CHECK	17522	WEATHERSTRIP-FRONT DOOR-AT BELT	20568-9
VENT AIR VALVE CONTROL MOTOR MOUNTING SEAL KIT	01440	WEATHERSTRIP FRONT DOOR FRONT AT BELT KIT	20340-1
		WEATHERSTRIP-FRONT DOOR-FRONT EDGE	20532-3
WASHER-DOOR VENTILATOR WINDOW HANDLE	22982	WEATHERSTRIP-FRONT DOOR GLASS AT BELT-INNER	21456-7
WASHER-DOOR VENTILATOR WINDOW PIVOT FRICTION	22963	WEATHERSTRIP-FRONT DOOR GLASS AT BELT-OUTER	21452-3
		WEATHERSTRIP-FRONT DOOR VENTILATOR WINDOW DIVISION BAR	21450-1
WASHER-FRONT BUMPER IMPACT BAR MOUNTING BOLT	17B786		
WASHER-FRONT DOOR ASSIST SPRING	228A22	WEATHERSTRIP-FRONT DOOR VENTILATOR WINDOW-FRONT	21448-9
WASHER-INSTRUMENT PANEL PAD RETAINER	044D14	WEATHERSTRIP-FRONT FENDER APRON SPLASH PANEL	16170
WASHER-REAR SHOCK ABSORBER	18054	WEATHERSTRIP-FRONT FENDER APRON SPLASH PANEL	16B552
WASHER-SHOCK ABSORBER INSULATOR	18041	WEATHERSTRIP-FRONT FENDER APRON SPLASH SHIELD	16B558
		WEATHERSTRIP-FRONT FENDER APRON SPLASH TO FRAME-REAR	16254
WASHER-SPRING	53211		
FR-TRANSMISSION ASSEMBLY LUGGAGE COMPARTMENT VACUUM DOOR LOCK	43366	WEATHERSTRIP-FRONT FENDER APRON TO FRAME-FRONT	16252
		WEATHERSTRIP-LUGGAGE COMPARTMENT DOOR	43720-1
		WEATHERSTRIP-QUARTER WINDOW-FRONT	30146-7
		WEATHERSTRIP-QUARTER WINDOW FRONT LOWER CORNER	29748-9

## V

## W



BUY IT NOW!

Click Here To Order



# Alphabetical Index—Continued

Part Name	Group Number	Part Name	Group Number
WEATHERSTRIP-QUARTER WINDOW GLASS AT BELT-INSIDE	29744-5	WIRING-A/COND. COMPRESSOR CLUTCH FEED	19A565
		WIRING-A/COND. FEED	19B579
		WIRING-A/COND. THERMOSTAT TO CLUTCH	19A885
WEATHERSTRIP-QUARTER WINDOW GLASS CHANNEL	29724	WIRING-ANTENNA MOTOR FEED	18A917
WEATHERSTRIP-QUARTER WINDOW GLASS-OUTER	29732-3	WIRING-LUGGAGE COMPARTMENT LAMP TO SWITCH	19B520
WEATHERSTRIP-QUARTER WINDOW INNER-LOWER	30257-9		
WEATHERSTRIP-QUARTER WINDOW STATIONARY GLASS	29904-5	WIRING-MULTIPLE LUBRICATOR	19B503
WEATHERSTRIP-REAR DOOR	24992-3	WIRING-RADIO RECEIVER TO REAR SEAT SPEAKER	18A900
		WIRING-WASHER COORDINATOR FEED	17A631
WEATHERSTRIP-REAR DOOR	25324-5	WIRING-WINDSHIELD WASHER SWITCH TO MOTOR	17A622
WEATHERSTRIP-REAR DOOR GLASS AT BELT-INSIDE	25860-1	WIRING-WINDSHIELD WIPER SWITCH TO WINDSHIELD	17B587
WEATHERSTRIP-REAR DOOR GLASS AT BELT-OUTSIDE	25596-7	WIPER MOTOR-EXTENSION	
WEATHERSTRIP-REAR DOOR GLASS-FRONT	25824-5		
WEATHERSTRIP-REAR DOOR GLASS RUN-REAR	25476	WORM & COUPLING-FRONT DOOR WINDOW REGULATOR DRIVE-ELECTRIC	23580
		WORM-FRONT DOOR VENTILATOR WINDOW REGULATOR	23460
WEATHERSTRIP-REAR DOOR INSIDE UPPER REAR EXTENSION	25478-9	WRENCH-WHEEL & JACK HANDLE	17032
WEATHERSTRIP-REAR DOOR LOCK STRIKER	264A78-9		
WEATHERSTRIP-REAR DOOR-OUTSIDE UPPER REAR EXTENSION	25474-5	<b>Y</b>	
WEATHERSTRIP-REAR DOOR STATIONARY WINDOW	26894	YOKE & ROLLER-FRONT SEAT ADJUSTER REGULATOR	617A76
WEATHERSTRIP-REAR DOOR UPPER REAR EXTENSION CORNER	25432-3	YOKE-FOLDING TOP HYDRAULIC LIFT PISTON SHAFT	50632
WEATHERSTRIP-REAR DOOR WINDOW	26374	YOKE-FRONT SEAT ADJUSTER REGULATOR CLUTCH	60510
WEATHERSTRIP-REAR DOOR WINDOW STABILIZER-REAR	26030-1	YOKE-HEATER TEMPERATURE REGULATOR CONTROL	18A510
WEATHERSTRIP-ROOF SIDE RAIL	51222-3		
WEATHERSTRIP-ROOF SIDE RAIL-FRONT	51440-1		
WEATHERSTRIP-ROOF SIDE RAIL-REAR	51468-9		
WEATHERSTRIP-TAILGATE	41608		
WEATHERSTRIP-TAILGATE-INNER PANEL TO BELT REINFORCEMENT	407A26-7		
WEATHERSTRIP-TAILGATE-LOWER GLASS CHANNEL	41662		
WEATHERSTRIP-TAILGATE OUTER PANEL TO BELT REINFORCEMENT	41610		
WEATHERSTRIP-TAILGATE-UPPER CORNER ON BODY	43994-5		
WEATHERSTRIP-UPPER BACK FINISH PANEL & UPPER BACK PANEL	46740		
WEATHERSTRIP-UPPER BACK PANEL-FRONT	41940		
WEATHERSTRIP-WINDSHIELD	03110		
WEATHERSTRIP-WINDSHIELD OUTSIDE UPPER MOULDING	03154-5		
WELT-CENTER BODY PILLAR	243A00		
WELT-CENTER BODY PILLAR	31466		
WELT-QUARTER OUTSIDE LOWER REAR MOULDING	29030		
WELT-WINDSHIELD GARNISH MOULDING	03127		
WHEEL-A/COND. BLOWER	19834		
WHEEL-HEATER & A/COND. BLOWER	18504-5		
WHEELHOUSE-QUARTER	27882-3		
WHEELHOUSE-FRONT DOOR VENTILATOR	21604-5		
	17A603		
WHEELHOUSE-REAR DOOR VENTILATOR KIT	17B483		
WHEELHOUSE-REAR DOOR VENTILATOR SWITCH	17A460		
	19945		

**100% SATISFACTION GUARANTEED**

**BUY IT NOW!**

**Click Here To Order**



## Illustration Index

TITLE	VEHICLE CODE AND PAGE NO.			
	A	B	C	D
<b>A</b>				
Air Conditioner Clutches	182		182	182
Air Conditioner Compressor	183		183	183
Air Conditioner Compressor & Clutches	155	155	155	155
Air Conditioner Condenser & Hoses	181	181	181	181
Air Conditioner Condenser & Hoses - Deluxe				179 180
Air Conditioner Condenser & Hoses - Economy	168			
Air Conditioner Condenser & Hoses - 6 Cylinder Engine	169			
Air Conditioner Condenser & Hoses - 8 Cylinder Engine			175 177	
Air Conditioner Condenser & Related Parts			178	
Air Conditioner Controls & Ducts	165	170	174	
Air Conditioner Controls & Registers - Deluxe	166	171	176	
Air Conditioner Controls & Related Parts	167	172 173		
Air Conditioner Controls & Registers - Deluxe				162
Air Conditioner Controls & Registers - Economy				161
Air Conditioner Controls & Related Parts	145			
Air Conditioner Ducts & Registers	141			
Air Conditioner Evaporator & Heater	143			
Air Conditioner Evaporator & Related Parts				164
Air Conditioner Hang-on Type - Deluxe	146			
Air Conditioner Hang-on Type - Economy				157
Air Conditioner Hang-on Type "Mercury Emblem"	142			158
Air Vent & Related Parts	144			159 160 163
Air Vent Duct - & Related Parts	147	149	153	
Antenna	148		154	
Antenna - Electric	153			
Ash Tray & Receptacle - Front Seat Back	151	151		
Antenna - Electric	152	152	152	
Ash Tray & Receptacle - Rear Seat	150	150	150	
Antenna - Electric			425	425
Ash Tray & Receptacle - Front Seat				426
Antenna - Electric	423	424	424	
Ash Tray & Receptacle - Rear Seat				187 190
Antenna - Electric				191
Ash Tray & Receptacle - Front Seat	943			
Ash Tray & Receptacle - Rear Seat		960		

TITLE	VEHICLE CODE AND PAGE NO.			
	A	B	C	D
<b>B</b>				
Back Window & Exterior Moulding - Model 53				734
Back Window & Exterior Mouldings - Models 53, 57				734
Back Window & Exterior Mouldings - Models 53, 57, 63				733
Back Window & Exterior Mouldings - Models 54, 62		730	731	732
Back Window & Exterior Mouldings - Models 54, 62, 65, 75	727			
Back Window & Exterior Mouldings - Model 57	730			
Back Window & Exterior Mouldings - Models 57, 63	726			
Back Window & Exterior Mouldings - Models 58, 64	725			
Back Window & Exterior Mouldings - Model 63	726			732
Back Window & Exterior Mouldings - Model 65		731		733
Back Window & Exterior Mouldings - Weatherstrip Installation - Model 63	728			
Back Window - Glass Mechanism				735
Back Window Interior Mouldings - Models 54, 62, 65, 75	728			
Body Sheet Metal - Model 53				301 303
Body Sheet Metal - Models 53, 57				296
Body Sheet Metal - Model 54		277	281	285 291
Body Sheet Metal - Models 54, 58	260			
Body Sheet Metal - Models 54, 75	266			300
Body Sheet Metal - Model 57	271			
Body Sheet Metal - Model 58	254			
Body Sheet Metal - Model 59	272			
Body Sheet Metal - Model 62	255			
Body Sheet Metal - Models 62, 65			283	
Body Sheet Metal - Model 63			289	
Body Sheet Metal - Model 64		278	282	
Body Sheet Metal - Model 65			286	
Body Sheet Metal - Model 66			292	
Body Sheet Metal - Model 67	267			
Body Sheet Metal - Model 68	273			
Body Sheet Metal - Model 69	256		287	297
Body Sheet Metal - Model 70	268		293	
Body Sheet Metal - Model 71	274			
Body Sheet Metal - Model 72	257			
Body Sheet Metal - Model 73	262	279		298
Body Sheet Metal - Model 74				299



BUY IT NOW!

Click Here To Order






## Illustration Index - Continued

TITLE	VEHICLE CODE AND PAGE NO.				TITLE	VEHICLE CODE AND PAGE NO.			
	A	B	C	D		A	B	C	D
Body Sheet Metal - Model 71	265 270 276	280	284 290		Door Lock, Handles & Controls	506		509	512
Body Sheet Metal - Model 74				302 304	Door Lock Handles & Controls - Models 54, 59, 62, 71			508	
Body Sheet Metal - Model 75	263				Door Lock Handles & Controls - Models 63, 76			508	
Body Sheet Metal - Model 76	258 264 269 275		288 294		Door Lock Handles & Related Parts	507			513
Body Sheet Metal - Model 77	259				Doors & Quarter Trim Panels, W/Strips, Handles & Bumpers			503	
Body Sheet Metal - Station Wagon			295		<b>E</b>				
Body Side Interior - Less Doors - Models 54, 62			841		Exterior Mouldings - All Models				374 375
Body Side Interior - Less Doors - Model 59			840		Exterior Mouldings - Back Window & Lower Rear - Station Wagon		740		
Body Side Interior - Less Doors - Model 71			842		Exterior Mouldings - Lower Rear & Fuel Filler Door				745
Body Side Interior - Model 71		839			Exterior Mouldings - Lower Rear - Passenger	736 737 738 739	740	741	
Bucket Seat Mechanism - Manual & 4-Way	935				Exterior Mouldings - Lower Rear - Station Wagon	736 737 738 739		741	
Bucket Seat Mouldings & Side Shield				951	Exterior Mouldings - Lower Models 53, 57				370
Bucket Seat - 6-Way Mechanism				950	Exterior Mouldings - Model 54		339 341	346 350 355	
Bucket Seats - All Models Except 76B			945		Exterior Mouldings - Models 54, 75				373
Bucket Seats - Model 76B			945		Exterior Mouldings - Model 54A			361	
<b>C</b>					Exterior Mouldings - Models 54A, 57A	328			
Center Body Pillar & Related Parts	605			606	Exterior Mouldings - Models 54A, 58A, 75A	309			
Console Compartment	427	428 429	429	430	Exterior Mouldings - Models 54A, 75A	316 322			
Convertible Top Back Window & Lift Mechanism				864	Exterior Mouldings - Model 54B			364	
Convertible Top Hydraulic Pump & Lift				866	Exterior Mouldings - Models 54B, 75B	311 318			
Convertible Top - Less Trim	856 858 859 860		861 862	867	Exterior Mouldings - Models 54B, 75B, 75C	325			
Convertible Top Lift Mechanism	857				Exterior Mouldings - Models 54C, D			367	
Convertible Top Rails				863 865	Exterior Mouldings - Models 54D, 57D	330			
Convertible Top Trim & W/Strips	851				Exterior Mouldings - Models 54F, 75F - Parklane	331			
Convertible Top W/Strips & Belt Mouldings	852		853		Exterior Mouldings - Model 57	305			
Convertible Top W/Strips Mouldings				854 855					
				510 511					

**100% SATISFACTION GUARANTEED**

**BUY IT NOW!**

**Click Here To Order**

## Illustration Index - Continued

TITLE	VEHICLE CODE AND PAGE NO				TITLE	VEHICLE CODE AND PAGE NO.			
	A	B	C	D		A	B	C	D
Exterior Mouldings - Models 57C, F	332				Exterior Mouldings - Model 77B	308			
Exterior Mouldings - Model 58	306				Exterior Mouldings, Rails & Decals - Models 71C, D			354	
Exterior Mouldings - Model 59			348 352 358		Exterior Mouldings, Rails & Panels - Model 71	327			
Exterior Mouldings - Model 62		340 342	347 351		Exterior Mouldings, Rails & Panels - Models 71C, D			360	
Exterior Mouldings - Models 62A, B			356		Exterior Mouldings, Rails & Panels - Model 71D, F		345		
Exterior Mouldings - Models 62A, 63A, 65A, 76A	329				Exterior Rails, Panels & Mouldings - Station Wagon	321			
Exterior Mouldings - Models 62A, 64A, 65A	310				Exterior Rails & Panels - Station Wagon	315			
Exterior Mouldings - Models 62A, 65A	317 323				Exterior Wood Rails & Panels - Model 71	338		369	
Exterior Mouldings - Model 62B			365		<b>F</b>				
Exterior Mouldings - Models 62C, 63, 76			357		Floor Pan Plugs & Buttons	449			
Exterior Mouldings - Model 63	307			371	Front & Rear Door W/Strips & Inside Handles	502			
Exterior Mouldings - Models 63, 76	324				Front Bumper & Related Parts	41 42 43 45	46 47	48 49	51 53
Exterior Mouldings - Models 63C, D, 76B, D			366		Front Door Arm Rest & Related Parts				515 516
Exterior Mouldings - Models 63C, F, 76C, F	333				Front Door Electrical Regulators - Type A - Hupp				501
Exterior Mouldings - Model 63D	334				Front Door Electrical Regulators - Type B - Dura				501
Exterior Mouldings - Model 63E			368		Front Door Handle & Lock	504 505			
Exterior Mouldings - Model 65		343			Front Door Inside Panel & Related Parts	514		514	517 518
Exterior Mouldings - Models 65, 68				372	Front Door Ventilator Window - Models 54, 58, 62, 64, 71	497			
Exterior Mouldings - Model 65B	312 335				Front Door Ventilator Window - Models 54, 62, 71	498			
Exterior Mouldings - Models 65B, C	326				Front Door Ventilator Window - Models 65, 75, 76	497 498			
Exterior Mouldings - Models 65B, 76A	319				Front Door Window & Related Parts				494 495 496
Exterior Mouldings - Models 65C, F	336				Front Door Window & Related Parts - Models 54, 58, 71	479			
Exterior Mouldings - Model 71	320		349		Front Door Window & Related Parts - Models 54, 59, 62, 71			492	
Exterior Mouldings - Model 71A	313		362		Front Door Window & Related Parts - Models 54, 62, 71		490		
Exterior Mouldings - Models 71A, B			353 359		Front Door Window & Related Parts - Models 54, 62, 71	482 484 489			
Exterior Mouldings - Models 71A, B, C, E		344			Front Door Window & Related Parts - Models 54, 71				
Exterior Mouldings - Models 71A, B, C, E	327								
Exterior Mouldings - Models 71A, B, C, E			363						



BUY IT NOW!

Click Here To Order



## Illustration Index - Continued

TITLE	VEHICLE CODE AND PAGE NO.			
	A	B	C	D
Front Door Window & Related Parts - Models 57,63,64,76,77	477			
Front Door Window & Related Parts - Models 57,63,65,75,76	487			
Front Door Window & Related Parts - Model 58	476			
Front Door Window & Related Parts - Model 62	483 485 488			
Front Door Window & Related Parts - Models 62,64	480			
Front Door Window & Related Parts - Models 63,65,75,76	486			
Front Door Window & Related Parts - Models 63,76			493	
Front Door Window & Related Parts - Model 64	478			
Front Door Window & Related Parts - Model 65		491		
Front Door Window & Related Parts - Models 65,75,76	481			
Front Fender & Related Parts	2 3 4 5	1	7 8	9 10
Front Fender & Related Parts - Models 54,62		6		
Front Seat Back & Cushion	938 941	941	946	
Front Seat Back & Cushion - Full	936			
Front Seat Back, Cushion, Mouldings & Sideshields - Bucket Seats	937			
Front Seat - Bucket - Manual Control - Models 62A (S-22), 62C			944	
Front Seat - Bucket - Manual Control - Model 62C		939		
Front Seat - Bucket - Manual Control - Model 65B		940		
Front Seat - Full - Manual Control				947
Front Seat - Manual & Electric Control - Models 65C,76B	934			
Front Seat - Manual Control	926 927			

TITLE	VEHICLE CODE AND PAGE NO.			
	A	B	C	D
Front Seat - Manual Control - Except Models 62A(S-22), 62C			942	
Front Seat Mouldings & Side Shields				951
Front Shock Absorbers	120 121	122	123	124 125
Fuel Filler Lid & Shield	745			
<b>H</b>				
Heater, Air Conditioner Controls & Ducts				156
Heater & Defroster Controls				140
Heater & Related Parts	127 128 129	130 131	132 133	134 135 137
Heater Control & Ducts				136 138
Heater Ducts & Defroster				139
Hood & Related Parts	11 12 13 14		15 16	17 18
<b>I</b>				
Instrument Panel			418	419 420
Instrument Panel & Pad	411 412 413	416	417	421
Instrument Panel & Related Parts				422
Instrument Panel - Sound Absorbers				430 431 432
Instrument Panel With A/cond.	415			
Instrument Panel Without A/cond.	414			
Interior Mouldings & Ornaments				843 844
Interior Mouldings - Models 57,63	834			
Interior Mouldings - Roof Side & Back Window				845
Interior Mouldings - Roof Side & Back Window - Model 57	838			
Interior Mouldings - Roof Side & Back Window - Model 63	837			
Interior Mouldings - Station Wagon	835			

**100% SATISFACTION GUARANTEED**

**BUY IT NOW!**

**Click Here To Order**

## Illustration Index - Continued

TITLE	VEHICLE CODE AND PAGE NO.			
	A	B	C	D
<b>L</b>				
Landau Top			850	
Landau Top - Model 54	849			
Landau Top - Model 63	849			
Lower Back Panel - Mouldings			742 743 744	
Luggage Compartment Door & Folding Top Lift Mechanism - Model 74				765
Luggage Compartment Door & Related Parts				763
Luggage Compartment Door & Related Parts - Model 53				764
Luggage Compartment Door Lock Mechanism	755 756	757	758 759	760 761 762
Luggage Compartment Door Upper Back Finish Panel - Mechanism				766
Luggage Compartment Door Vacuum Lock & Related Parts				762
Luggage Compartment Door Weatherstrips - Model 74				764

<b>P</b>				
Power Seat, 4-Way Electrical Diagram	931			
Power Seat, 4-Way Mechanism	930 932			948
Power Seat 6-Way Mechanism	933			933 949

<b>Q</b>				
Quarter Ash Receptacle & Retainer				663
Quarter Stationary Window - Models 59,71			657	
Quarter Stationary Window - Model 71	654	656		
Quarter Stationary Window - Model 77	654			
Quarter Window & Related Parts - Model 62	651		657	
Quarter Window & Related Parts - Model 63	652		658	
Quarter Window & Related Parts - Model 65	653	655		
Quarter Window & Related Parts - Model 76			659	
Quarter Window Electric Regulator - Models 63,65				662
Quarter Window Electric Regulator - Model 68				662
		656		

TITLE	VEHICLE CODE AND PAGE NO.			
	A	B	C	D
Quarter Window Parts - Models 62,64	648			
Quarter Window Parts - Model 63	646			
Quarter Window Parts - Models 63,65				661
Quarter Window Parts - Model 64	647			
Quarter Window Parts - Model 65	649			
Quarter Window Parts - Model 68				660
Quarter Window Parts - Model 76	650			

<b>R</b>				
Radio & Speakers				189 192
Radio Antenna & Speakers	185		186	188
Radio Antenna & Studio Sonic Sound System	184	184	184	
Rear Bumper & Related Parts	41 45	46	49 50	52 53
Rear Bumper & Related Parts - Except Station Wagon	42			
Rear Bumper & Related Parts - Passenger	44	47		
Rear Bumper & Related Parts - Station Wagon	43	48		
Rear Door Window & Related Parts				601
Rear Door Window & Related Parts - Model 53				602
Rear Door Window & Related Parts - Model 54			596 598	
Rear Door Window & Related Parts - Models 54,58,71	587			
Rear Door Window & Related Parts - Models 54,71	589 590 592	595		
Rear Door Window & Related Parts - Model 57	584 593			
Rear Door Window & Related Parts - Model 58	585			
Rear Door Window & Related Parts - Model 71			597 599	
Rear Door Window & Related Parts - Model 74				603
Rear Door Window & Related Parts - Model 75	588 591 594			
Rear Door Window & Related Parts - Model 77	586			

**100% SATISFACTION GUARANTEED**

**BUY IT NOW!**

**Click Here To Order**

PayPal American Express Discover MasterCard VISA

## Illustration Index - Continued

TITLE	VEHICLE CODE AND PAGE NO.				TITLE	VEHICLE CODE AND PAGE NO.			
	A	B	C	D		A	B	C	D
Rear Door Window Electric Regulator - Type A Hupp				604	Seats - Folded - 8 Passenger - Station Wagon	954 957			
Rear Door Window Electric Regulator - Type B Dura				604	Seats - Folded - Station Wagon		959	961	
Rear Door Window Parts - Models 57, 75				600	Spare Tire Mount & Jack		80		84
Rear Seat Back Mouldings & Radio Speaker Grille	952				Spare Tire Mount & Jack - Passenger Car	77 79		82 83	81
Rear Shock Absorbers	120 121	122	123	124 125 126	Spare Tire Mount & Jack - Station Wagon	78 79 80		82	
Remote Control Mirror				81	<b>T</b>				
Retractable Back Window Mechanism	729				Tailgate & Related Parts			754	
Roof Bows				848	Tailgate & Related Parts - Model 71	749			
Roof Bows - Models 54, 62, 65, 75	846				Tailgate Handle - Electric	757	757		
Roof Bows - Model 63	846				Tailgate Handle - Manual	756	756		
Roof Bows - Model 71	847				Tailgate Handles - Manual & Electrical			760	
Roof Headlining Supports			847		Tailgate, Related Parts & Glass Runs	748			
Roof Interior Trim - Model 63			848		Tailgate W/Strips & Retainers - Station Wagon		752		
Roof Luggage Carrier - Station Wagon	868	868	868		Tailgate W/Strips & Trim			754	
Roof Side & Rear Quarter Interior Mouldings & Ornaments	836				Tailgate Window & Related Parts - Station Wagon		751		
Roof Side Rail & W/Strips	827			832	Tailgate Window Mechanism	750		753	
Roof Side W/Strips & Mouldings - Model 53				833	Tailgate Window Regulator - Electric	747			
Roof Side W/Strips, Mouldings & Ornaments - Model 53				831	Tailgate Window Regulator - Manual	746			
Roof Side W/Strips, Mouldings & Ornaments - Models 54, 75	828 829 830				<b>U</b>				
Roof Side W/Strips, Mouldings & Ornaments - Models 62, 65	828 829 830				Underbody - All Models		450	451 452	453 454 455
Roof Side W/Strips, Mouldings & Ornaments Model 63	831				<b>V</b>				
Roof Ski Carrier	868		868	868	Vacuum Door Lock Controls				519 520 521
Roof - Vinyl Covered - Model 53				850	Vent Window - Electric				499 500 499
<b>S</b>					Ventilator Window, Electric Motor & Drive				193
Scuff Plates & Fillers			456		Ventilator Window, Regulator & Drive				500
Seat - Full - Front - Manual Control			943		<b>W</b>				
Seat - Full - Manual	929				Windshield & Related Parts		382	382	383 384 385
Seats - 8 Passenger - Station Wagon	958				Windshield & Related Parts Convertible	377 379			
Seats - Folded - 6 Passenger - Station Wagon	953 955				Windshield & Related Parts Except Convertible	376 378			



BUY IT NOW!

Click Here To Order



## Illustration Index - Continued

TITLE	VEHICLE CODE AND PAGE NO.				TITLE	VEHICLE CODE AND PAGE NO.			
	A	B	C	D		A	B	C	D
Windshield & Related Parts - Models 54,62,65,71,75	380				Windshield Wiper Motor	54 57	57		
Windshield & Related Parts - Models 57,63,76	381				Windshield Wiper Motor - Single Speed	59 61	59	59 61	
Windshield Washer & Related Parts	69	65	72	74	Windshield Wipers & Related Parts	55	66	62	
	70		73	75		56		63	
	71			76		58		64	
				60					
Windshield Wiper				54					
				67					
				68					



BUY IT NOW!

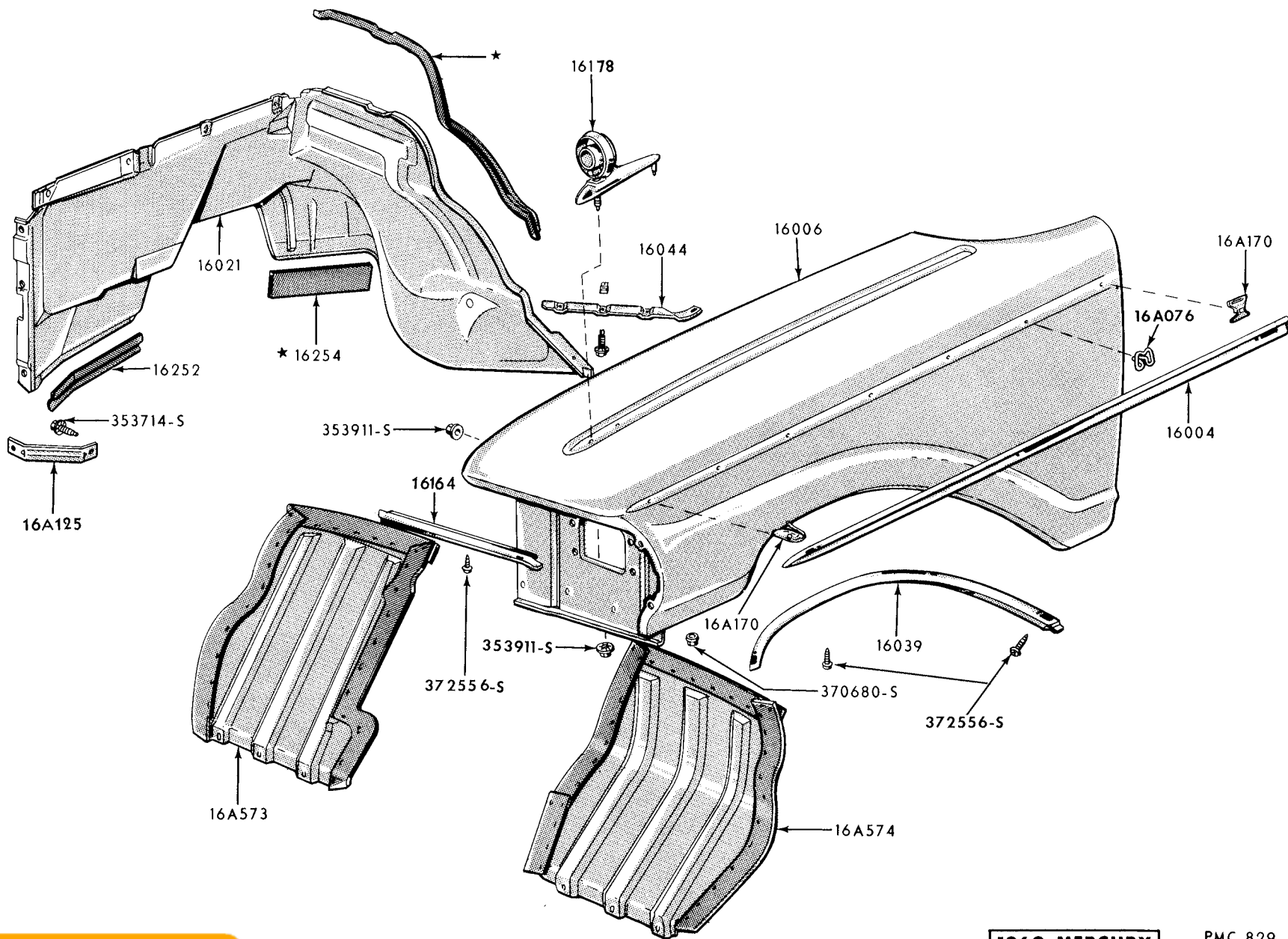
Click Here To Order











I

**100% SATISFACTION GUARANTEED**

**BUY IT NOW!**

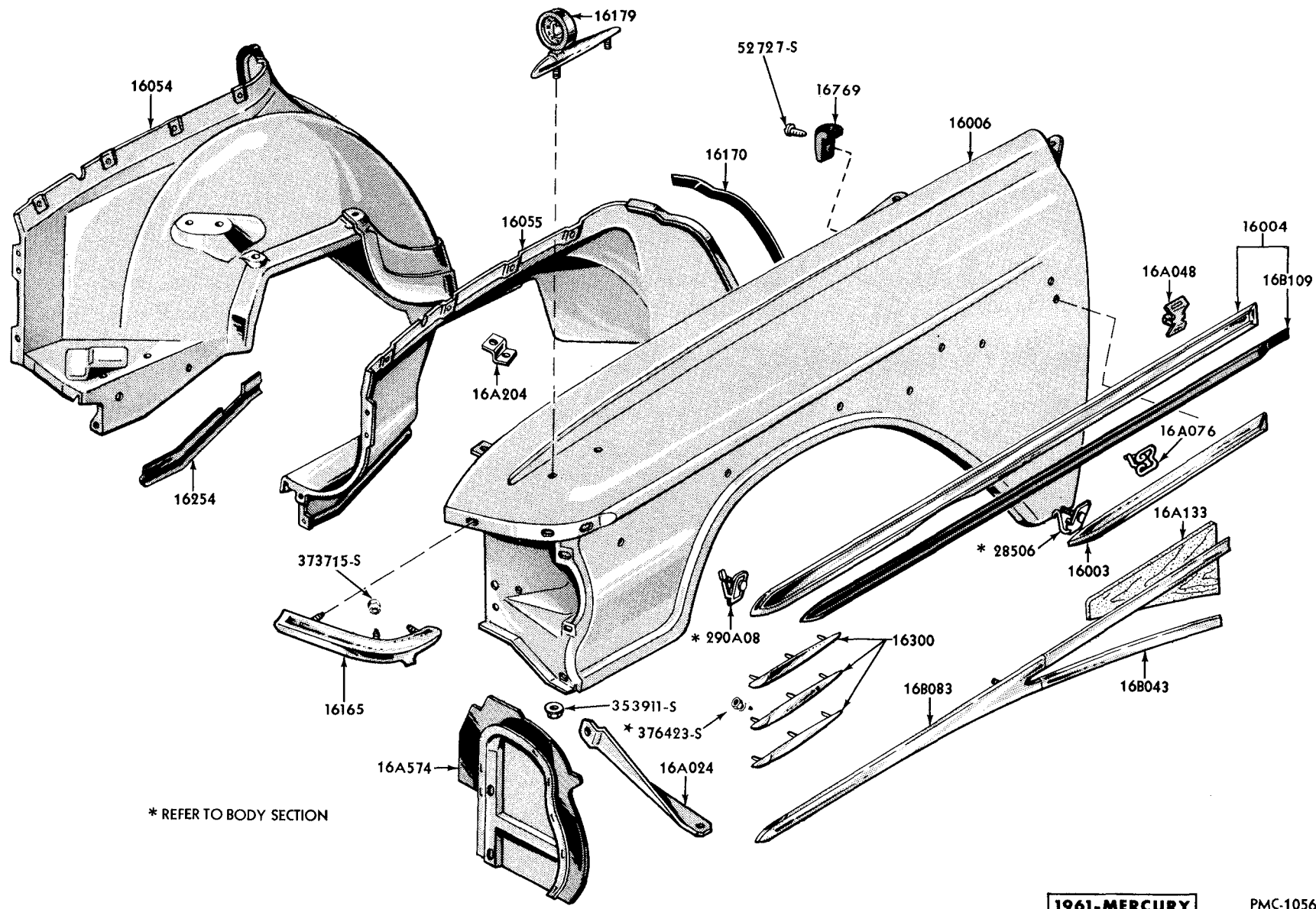
**Click Here To Order**

**1960-MERCURY**

PMC-829

**FRONT FENDER and RELATED PARTS**





\* REFER TO BODY SECTION

1961-MERCURY

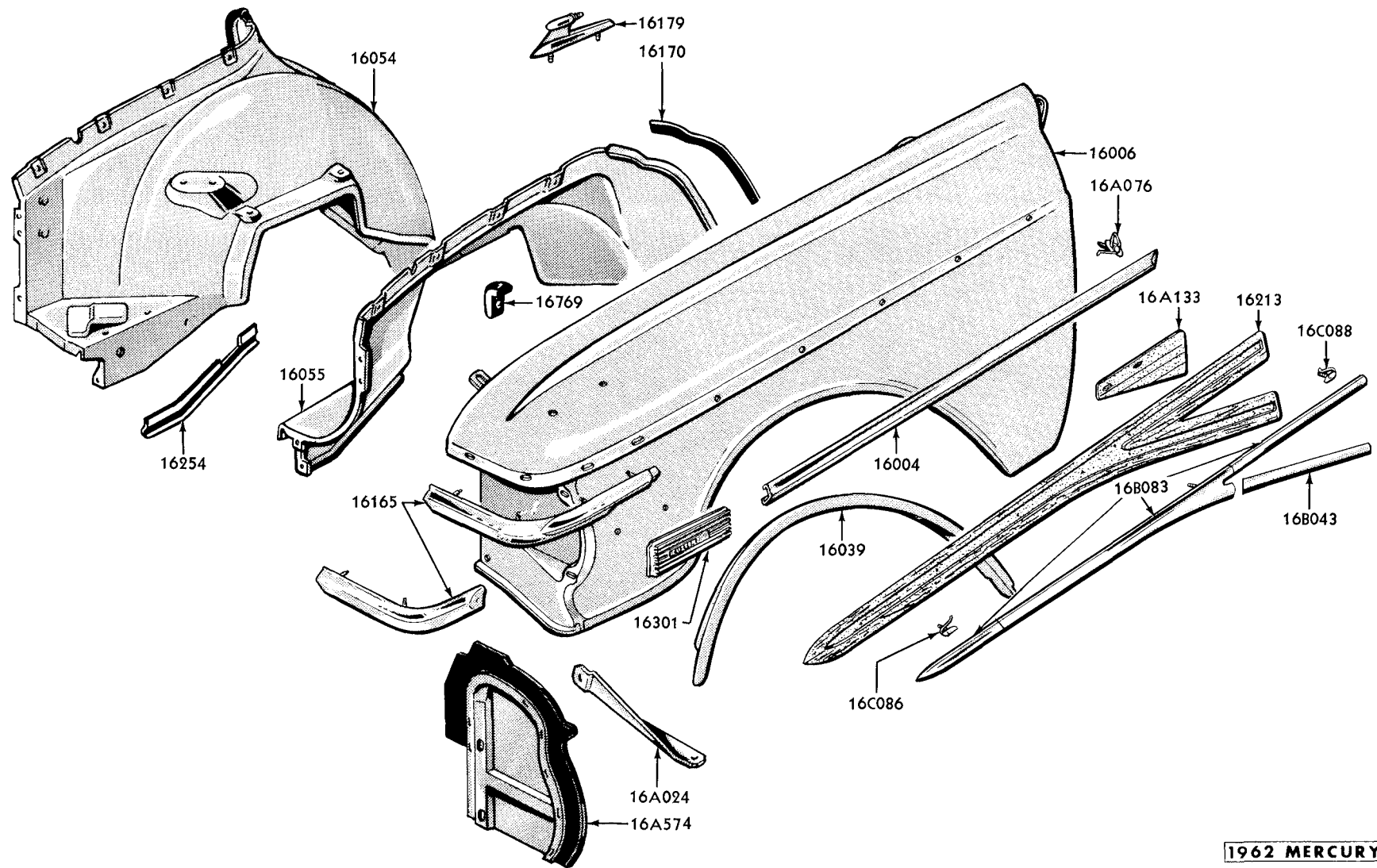
PMC-1056

### FRONT FENDER and RELATED PARTS

**100% SATISFACTION GUARANTEED**

**BUY IT NOW!**

**Click Here To Order**



1962 MERCURY  
PMC-1254

**100% SATISFACTION GUARANTEED**

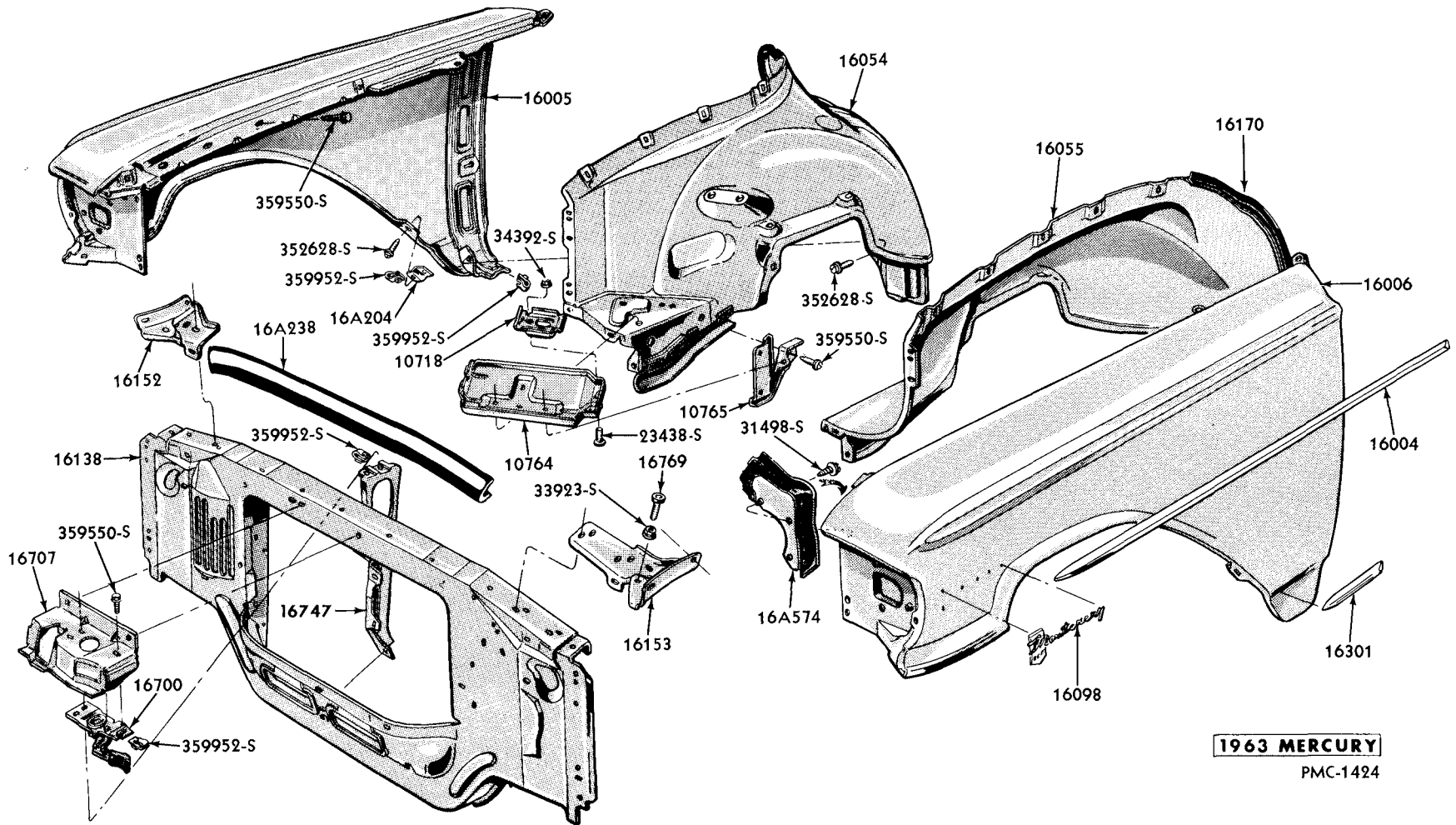
**BUY IT NOW!**

**Click Here To Order** 






FRONT FENDER and RELATED PARTS



**1963 MERCURY**  
PMC-1424

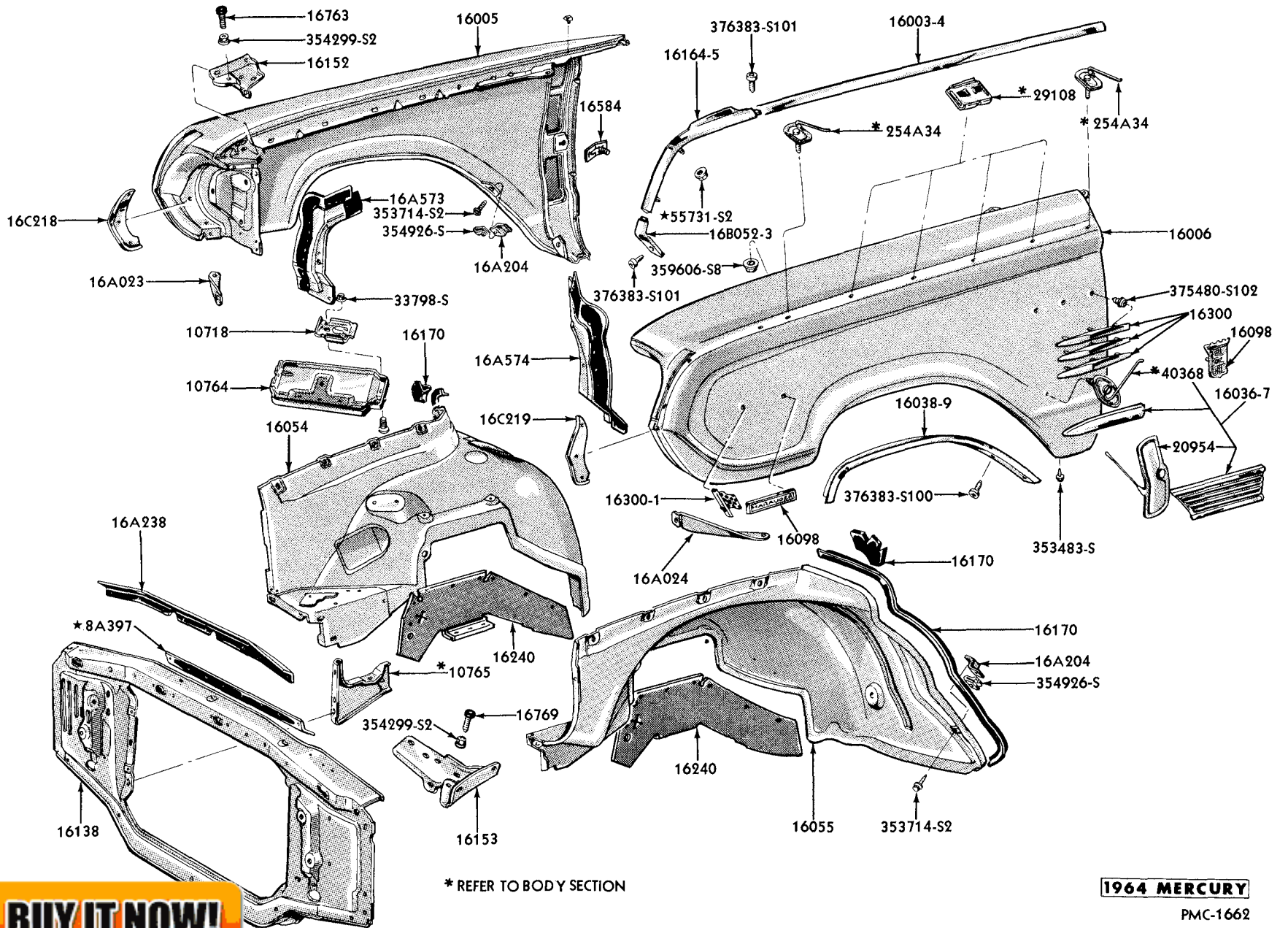


**BUY IT NOW!**

**Click Here To Order**

**FRONT FENDER and RELATED PARTS**





\* REFER TO BODY SECTION

1964 MERCURY

PMC-1662

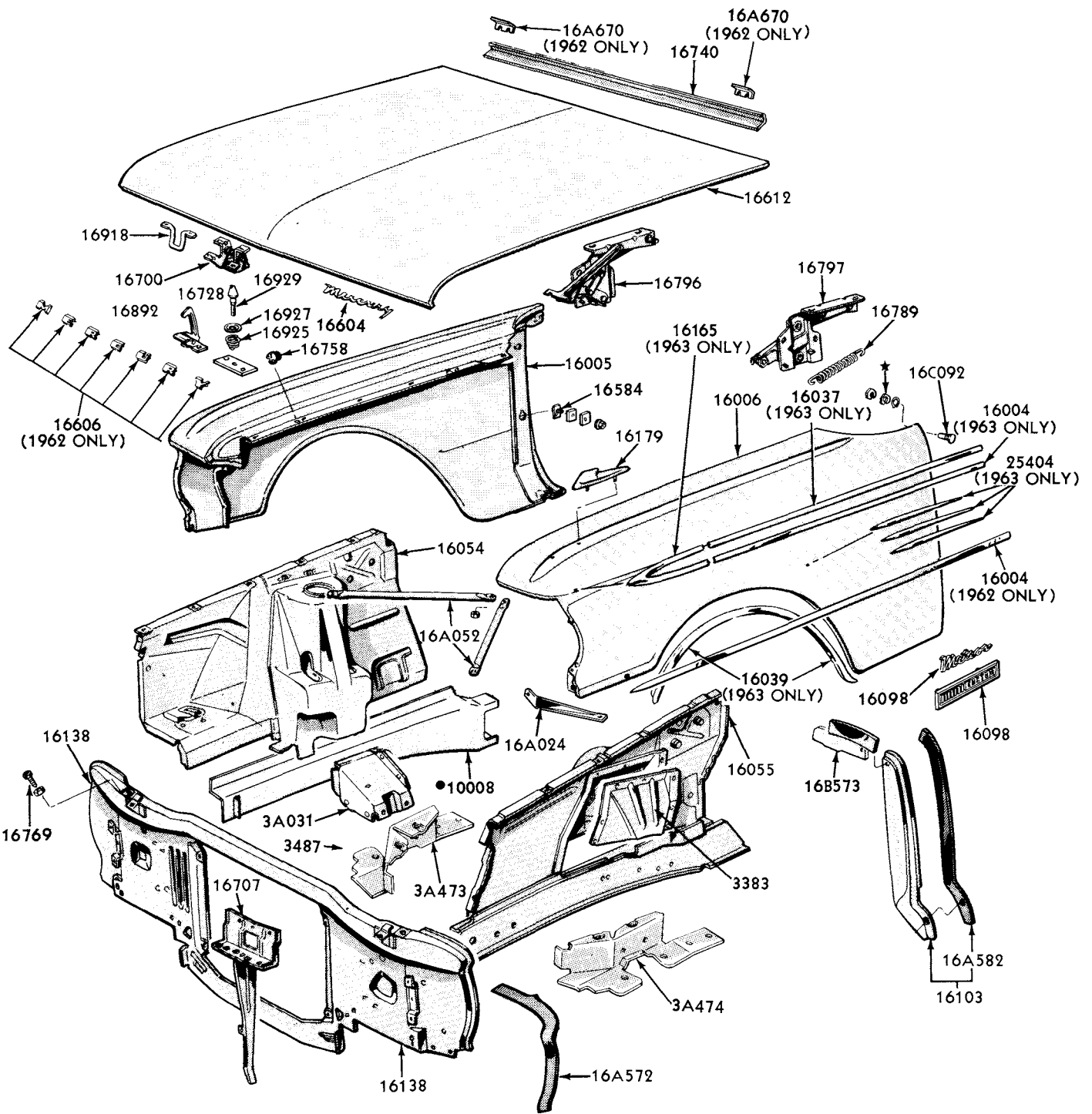
FRONT FENDER and RELATED PARTS



**BUY IT NOW!**

**Click Here To Order**





• REFER TO BODY SECTION OF THE PARTS CATALOG

1962-63 METEOR

PYC-1475

ENDER and RELATED PARTS- MODELS 54, 62

**100% SATISFACTION GUARANTEED**

**BUY IT NOW!**

**Click Here To Order**

PayPal American Express Discover PLUS MasterCard VISA