

1953 Thru 1957

FORD



License #84356800

passenger car



thunderbird

truck



### DEMO

This DEMO contains only a few pages of the entire manual/product.

Not all Bookmarks work on the Demo, but they do on the full version.

#### Features:

- Searchable text
- Printable pages
- Bookmarked for easy navigation

ation images  
e exact details  
Guarantee  
SB flash drive support



**BUY IT NOW!**

**Click Here To Order**

FORM

PayPal

AMERICAN EXPRESS  
Cards

DISCOVER  
NOWUS

MasterCard

VISA

All Rights Reserved. No part of this book may be used or reproduced in any manner whatsoever without written permission of Forel Publishing Company, LLC. For information write to Forel Publishing Company, LLC, 3999 Peregrine Ridge Ct., Woodbridge, VA 22192

## **1953-1957 Ford Passenger Car Thunderbird Truck Body Parts Catalog**

**EAN: 978-1-60371-246-0**

**ISBN: 1-60371-246-1**

Forel Publishing Company, LLC

3999 Peregrine Ridge Ct.

Woodbridge, VA 22192

Email address: [sales@ForelPublishing.com](mailto:sales@ForelPublishing.com)

Website: <https://www.ForelPublishing.com>



This publication contains material that is reproduced and distributed under a license from Ford Motor Company. No further reproduction or distribution of the Ford Motor Company material is allowed without the express written permission of Ford Motor Company.

---

### **Note from the Publisher**

This product was created from the original Ford Motor Company's publication. Every effort has been made to use the original scanned images, however, due to the condition of the material; some pages have been modified to remove imperfections.

---

### **Disclaimer**

Although every effort was made to ensure the accuracy of this book, no representations or warranties of any kind are made concerning the accuracy, completeness or suitability of the information, either expressed or implied. As a result, the information contained within this book should be used as general information only. The author and Forel Publishing Company, LLC shall have neither liability nor responsibility to any person or entity with respect to any loss or damage caused, or alleged to be caused, directly or indirectly by the information contained in this book. Further, the publisher and author are not engaged in rendering legal or other professional services. If legal, mechanical, electrical, or other expert assistance is required, the services of a competent professional should be sought.

---

# 1953 Thru 1957 FORD

passenger car



thunderbird

truck



## BODY PARTS Catalog

FORM 7422

SEPTEMBER, 1956

PARTS AND SERVICE OPERATIONS



FORD DIVISION OF *Ford Motor Company*



**BUY IT NOW!**

**Click Here To Order**

LITHO IN



### Quick Reference Index

GROUP	GROUP NAME	PAGE
00120	Body Front	4
03100	Windshield Glass	25
04320	Instrument Panel	35
10110-1	Floor Parts	54
20122-3	Front Door	67
21402-3	Vent Window	90
23202-3	Door Window Regulator	116
24300-1	Center Body Pillar	123
24630-1	Rear Door	125
27000-1	Rear Door Window Regulator	148
27840-1	Quarter	150
40000	Back	191
50000	Top and Roof	230
60000	Seat	277
	Paints, Thinners, Etc.	313
	Body Illustrations	319
	Alphabetical Index	436

# FORD

DIVISION OF *Ford Motor Company*

DEARBORN, MICHIGAN



## AMERICAN WHOLESALE DISTRICT OFFICES

Atlanta, Ga.	Denver, Colo.	Los Angeles, Calif.	Pittsburgh, Pa.
Boston, Mass.	Des Moines, Iowa	Louisville, Ky.	Richmond, Va.
Buffalo, N.Y.	Detroit, Mich.	Memphis, Tenn.	Rockford, Illinois
Charlotte, N.C.	Fargo, N.D.	New Orleans, La.	St. Louis, Mo.
Chicago, Ill.	Houston, Texas	New York, N.Y.	Salt Lake City, Utah
Cincinnati, Ohio	Indianapolis, Ind.	(Teterboro, N.J.)	San Jose, Calif.
Cleveland, Ohio	Jacksonville, Fla.	Oklahoma City, Okla.	Seattle, Wash.
Dallas, Texas	Kansas City, Mo.	Omaha, Neb.	Twin City (St. Paul, Minn.)
Davenport, Iowa	Lansing, Mich.	Philadelphia (Drexel Hill, Pa.)	Washington, D.C.

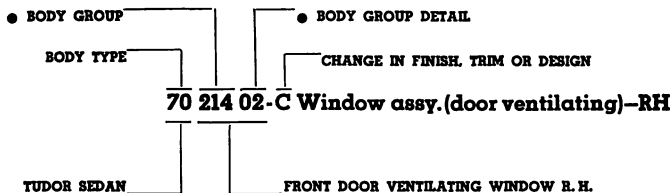


## GENERAL INFORMATION

This Body Parts Catalog has been prepared for dealers' convenience in identifying and ordering Genuine Ford Body Parts. It contains all body parts excepting "Soft Trim" such as door trims,

cushions, covers, headlinings, etc., and these are listed in the Ford Passenger Car, Truck and Thunderbird Soft Trim Catalogs (Forms 7515, 7597 and 7637).

### FOLLOWING IS A DIAGRAM OF THE BASIC BODY PARTS NUMBERING SYSTEM



● These five characters (the combined numbers of the BODY GROUP and BODY DETAIL GROUP) comprise the Body Group Numbers as used throughout this Body Parts Catalog except for Chassis Parts.

Every effort has been made to insure ease in

selecting and ordering the needed parts.

A complete group index has been included, such as Back, Front Door, Quarter, Windshield, etc., and each group has been arranged in alphabetical sequence.

GROUP NUMBERS are a portion of the complete Part Number and are in numerical sequence.

The last three characters of the Body Group Numbers are as follows:

- 400-499 BACK GROUP
- 500-599 TOP AND ROOF GROUP
- 600-699 SEAT GROUP



**BUY IT NOW!**

**Click Here To Order**



To select the correct part needed the following procedure should be followed:

- A. Determine the correct NAME of PART required.
- B. Check the GROUP INDEX for GROUP NUMBER.
- C. Refer to GROUP NUMBER and select desired PART.

For Example—Should a Ventilating Window for a Right Hand Door Window of a 1956 Ford Tudor Sedan be required, the Alphabetical Index under Front Door lists the group number as 21402-3. By referring to Group 21402-3 on page 90, B6A-7021402-A is listed as Window Assy. (Door Ventilating)—R.H. for 1956 Body Types 70 (Mainline, Customline or Fairlane Tudor Sedan).

YEAR 19-	BODY TYPES	REMARKS	PART NUMBER	NO. REQ'D
<b>Group 21402-3 Window Assy. (Door Ventilating)—Complete</b>				
56	59, 70, 73, 78, 79	R. H.—Clear Glass	B6A-7021402-A	1
56	59, 70, 73, 78, 79	L. H.—Clear Glass	B6A-7021403-A	1

Where a part is used on Mainline, Customline and Fairlane, the body type does not carry a suffix. For example—on the illustration above, Body Type 70 indicates the part is used on Mainline, Customline and Fairlane.

The description, size, etc., column includes such information as right or left hand, finish, dimensions, type of trim, size of attaching parts and special notations.

Attaching parts such as Bolts, Screws, Clamps, etc., are listed below the part with which they are used.

Illustrations throughout this Catalog are for a particular BODY TYPE MODEL although GROUP NUMBERS and DESCRIPTIONS are applicable to practically all BODY TYPES.

For quick selection of group numbers of exterior, interior or sheet metal parts, refer to full-page illustrations in back of catalog.

With the exception of attaching parts such as bolts, nuts, etc., group numbers only appear on exploded illustrations.

Do not order parts by the GROUP NUMBER or GROUP HEADINGS as shown on illustrations; always consult the list of parts for complete PART NUMBER.

The driver's position governs such parts as doors, seats, etc., as to whether an item is Right Hand or Left Hand.

Always give complete PART NUMBER and NAME of each part ordered.

Specify whether shipments are to be made by Freight, Express or Parcel Post.

#### Following are additional FORD PARTS AND ACCESSORIES CATALOGS

YEAR	FORM NO.	NAME
1944-52	3605	Ford Passenger and Truck Body Parts
1953-55	7515	Ford Passenger, Truck and Thunderbird Soft Trim Parts
1956	7597	Ford Passenger, Truck and Thunderbird Soft Trim Parts
1957	7637	Ford Passenger, Truck and Thunderbird Soft Trim Parts
1928-57	3733	Ford Standard and Utility Parts
1949-54	3752	Ford Passenger Chassis Parts
1955-57	7516	Ford and Thunderbird Chassis Parts
1928-48	3633	Ford Passenger and Truck Chassis Parts
1948-55	3749	Ford Truck Chassis Parts (Series 1 thru 6)
1956-57	7595	Ford Truck Chassis Parts (Series 1 thru 6)
1948-55	7496	Ford Truck Chassis Parts (Series 7 thru 9)
1956-57	7596	Ford Truck Chassis Parts (Series 7 thru 9)

#### ABBREVIATIONS

Comp.—Compartment

L.H.—Left Hand

Repl.—Replaced

L.H.D.—Left Hand Drive

R.H.—Right Hand

—Number

S.—Thunderbird

O.—Outside Diameter

S.D.—Sedan Delivery

P.—Passenger

Vent.—Ventilator



# BUY IT NOW!

Click Here To Order



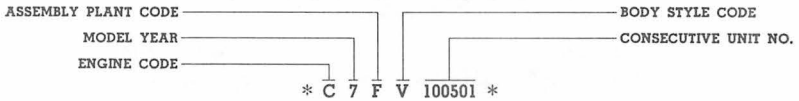
## PATENT PLATE

The Patent Plate will be installed on the left front body pillar on all passenger models except the Thunderbird. On the Thunderbird, the Patent Plate will be installed on the dash panel in the engine compartment.

The following diagram of the Patent Plate specifies, in the Serial Number: the Engine Type, Model Year, Plant which assembled the car, Body Style and numerical sequence of assembly.

Indicated in the body specifications are the Body Type, Exterior Paint Color, Trim Scheme and Production Code.

### PATENT PLATE DIAGRAM



The asterisks before and after the complete Serial Number are inserted to assure that no other digits or letters can be added to the Serial Number.

Serial Number (\*C7FV100501\*)

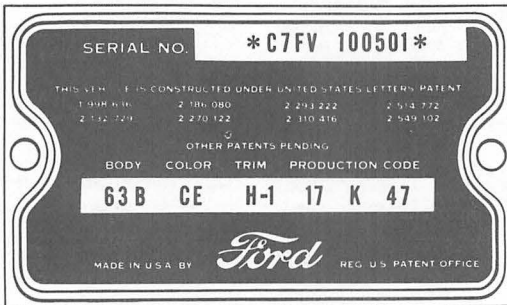
"C"— 8 cyl. OHV Engine—292 cu. in. disp.—2-venturi carb.

"7"— 1957 Model

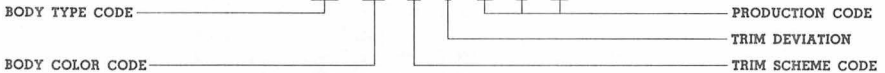
"F"— Assembled at Dearborn Plant

"V"— Victoria body style—Fairlane or Fairlane "500"

"100501"— Five hundred and first car assembled



63B - CE - H - 1 - 17 - K - 47



#### Style and Body Specifications (63B - CE - H - 1 - 17 - K - 47)

- "63B"— Victoria—Fairlane Tudor
- "CE"— Dresden Blue lower body, Colonial White upper body
- "H"— Colonial Vinyl and Blue Tropical-Leaf Fabric Bodycloth
- "1"— First Trim Deviation
- "17"— Seventeenth Day of Month
- "K"— Month of year—October
- "47"— Forty-seventh car produced

#### ASSEMBLY PLANT CODES

ASSEMBLY PLANT	CODE	ASSEMBLY PLANT	CODE	ASSEMBLY PLANT
Dearborn	F	Dearborn	N	Norfolk
Chicago	C	Chicago	P	Twin City (St. Paul)
			S	San Jose
			T	Somerville
			J	Louisville

#### MODEL YEAR CODE

CODE	YEAR
3	1953
4	1954
5	1955
6	1956
7	1957



**BUY IT NOW!**

**Click Here To Order**



## PATENT PLATE—Continued

### ENGINE CODES

CODE					ENGINE TYPE
1953	1954	1955	1956	1957	
A					6 cyl.—OHV—215 cu. in. disp.
	A	A	A	A	6 cyl.—OHV—223 cu. in. disp.
B					8 cyl.—L Head—239 cu. in. disp.
		M			8 cyl.—OHV—272 cu. in. disp. "182 H.P. Special"
				B	8 cyl.—OHV—272 cu. in. disp. (2-venturi carb.)
			M		8 cyl.—OHV—292 cu. in. disp.
P					8 cyl.—L Head— Special Law Enforcement
	P				8 cyl.—OHV—256 cu. in. disp. Special Law Enforcement

CODE					ENGINE TYPE
1953	1954	1955	1956	1957	
		P			8 cyl.—OHV—292 cu. in. disp. Thunderbird and Special Law Enforcement
				C	8 cyl.—OHV—292 cu. in. disp. (2-venturi carb.)
				P	8 cyl.—OHV—312 cu. in. disp. Thunderbird, Fairlane, Wagons and Special Law Enforcement
				D	8 cyl.—OHV—312 cu. in. disp. (4-venturi carb.)
				E	8 cyl.—OHV—312 cu. in. disp. (8-venturi carb.)
		U			8 cyl.—OHV—239 cu. in. disp.
		U	U		8 cyl.—OHV—272 cu. in. disp.

### BODY STYLE CODES

CODE					BODY STYLE
1953	1954	1955	1956	1957	
C					Convertible
	C	C	C		Convertible (Sunliner)
				C	Convertible (Fairlane "500")
	F	F			Skyliner
			F		Victoria (Fairlane Fordor)
				F	Ranchero
		H	H	H	Thunderbird
	R	R	R		Ranch Wagon (Customline)
				R	Ranch Wagon (Custom "300")
S	S	S	S	S	Sedan Delivery
					Fordor (Crestline)

CODE					BODY STYLE
1953	1954	1955	1956	1957	
				T	Tudor and Fordor—Concealed Pillar (Fairlane and Fairlane "500")
V	V	V	V		Victoria (Tudor)
				V	Victoria Tudor and Fordor (Fairlane and Fairlane "500")
W	W	W			Ranch Wagon (Mainline)
			W		Crown Victoria
				W	Retractable Hardtop (Fairlane "500")
X	X	X	X	X	Country Sedan
Y	Y	Y	Y	Y	Country Squire
G	G	G	G		All other (Fordor, Tudor— Mainline and Customline)
				G	Tudor and Fordor (Custom and Custom "300")



BUY IT NOW!

Click Here To Order



## PATENT PLATE—Continued

### BODY TYPE CODES

CODE					BODY TYPE
1953	1954	1955	1956	1957	
		40	40	40	Thunderbird
				51A	Fairlane "500"—Retractable Hardtop
				57A	Fairlane "500"—Victoria Fordor
			57A	57B	Fairlane—Victoria Fordor
				58A	Fairlane—Fordor—Concealed Pillar
				58B	Fairlane "500"—Fordor—Concealed Pillar
				59A	Custom—Ranch Wagon
59A	59A	59A	59A		Mainline—Ranch Wagon
	59B	59B	59B		Customline—Ranch Wagon
				59B	Custom "300"—Ranch Wagon
				59C	Fairlane—Ranch Wagon—Parklane
60B	60B				Crestline—Victoria
		60B			Fairlane—Victoria
		60F			Crestline—Skyliner
				63A	Fairlane "500"—Victoria Tudor
				63B	Fairlane—Victoria Tudor
				64A	Fairlane—Tudor—Concealed Pillar
		64A	64A		Fairlane—Crown Victoria—Solid Top
		64B	64B		Fairlane—Crown Victoria—Transparent Top
				64B	Fairlane "500"—Tudor—Concealed Pillar
				64C	Fairlane—Victoria
				66A	Custom—Ranchero
				66B	Custom "300"—Ranchero
				70A	Mainline—Tudor

CODE					BODY TYPE
1953	1954	1955	1956	1957	
				70B	Custom "300"—Tudor
70B	70B	70B	70B		Customline—Tudor
		70C	70C		Fairlane—Club Sedan
		70D	70D		Mainline—Tudor—Business
				70D	Custom—Tudor—Business
72B	72B				Customline—Club Coupe
72C	72C				Mainline—Business Coupe
73A	73A	73A	73A		Mainline—Fordor
				73A	Custom—Fordor
				73B	Custom "300"—Fordor
73B	73B	73B	73B		Customline—Fordor
		73C			Crestline—Fordor
		73C	73C		Fairlane—Town Sedan
76B	76B				Crestline—Sunliner
		76B	76B		Fairlane—Sunliner
				76B	Fairlane "500"—Convertible Coupe
				78A	Custom—Sedan Delivery—Courier
78A	78A	78A	78A		Mainline—Sedan Delivery—Courier
79B	79B	79B			Customline—Country Sedan (8 pass.)
		79B	79B		Fairlane—Country Sedan (8 pass.)
79C	79C				Crestline—Country Squire
		79C	79C		Fairlane—Country Squire
				79C	Fairlane "500"—Country Sedan (9 pass.)
				79D	Custom "300"—Country Sedan (6 pass.)
		79D	79D		Customline—Country Sedan (6 pass.)
				79E	Fairlane "500"—Country Squire (8 pass.)



# BUY IT NOW!

[Click Here To Order](#)



## DECIMAL EQUIVALENTS OF PARTS OF AN INCH

$\frac{1}{64}$	.015625	$\frac{33}{64}$	.515625
$\frac{1}{32}$	.03125	$\frac{17}{32}$	.53125
$\frac{3}{64}$	.046875	$\frac{35}{64}$	.546875
$\frac{1}{16}$	.0625	$\frac{9}{16}$	.5625
$\frac{5}{64}$	.078125	$\frac{37}{64}$	.578125
$\frac{3}{32}$	.09375	$\frac{19}{32}$	.59375
$\frac{7}{64}$	.109375	$\frac{39}{64}$	.609375
$\frac{1}{8}$	.125	$\frac{5}{8}$	.625
$\frac{9}{64}$	.140625	$\frac{41}{64}$	.640625
$\frac{5}{32}$	.15625	$\frac{21}{32}$	.65625
$\frac{11}{64}$	.171875	$\frac{43}{64}$	.671875
$\frac{3}{16}$	.1875	$\frac{11}{16}$	.6875
$\frac{13}{64}$	.203125	$\frac{45}{64}$	.703125
$\frac{7}{32}$	.21875	$\frac{23}{32}$	.71875
$\frac{15}{64}$	.234375	$\frac{47}{64}$	.734375
$\frac{1}{4}$	.25	$\frac{3}{4}$	.75
$\frac{17}{64}$	.265625	$\frac{49}{64}$	.765625
$\frac{9}{32}$	.28125	$\frac{25}{32}$	.78125
$\frac{19}{64}$	.296875	$\frac{51}{64}$	.796875
$\frac{5}{16}$	.3125	$\frac{13}{16}$	.8125
$\frac{21}{64}$	.328125	$\frac{53}{64}$	.828125
$\frac{11}{32}$	.34375	$\frac{27}{32}$	.84375
$\frac{23}{64}$	.359375	$\frac{55}{64}$	.859375
$\frac{3}{8}$	.375	$\frac{7}{8}$	.875
$\frac{25}{64}$	.390625	$\frac{57}{64}$	.890625
$\frac{13}{32}$	.40625	$\frac{29}{32}$	.90625
$\frac{27}{64}$	.421875	$\frac{59}{64}$	.921875
$\frac{7}{16}$	.4375	$\frac{15}{16}$	.9375
$\frac{29}{64}$	.453125	$\frac{61}{64}$	.953125
$\frac{15}{32}$	.46875	$\frac{31}{32}$	.96875
$\frac{31}{64}$	.484375	$\frac{63}{64}$	.984375
$\frac{1}{2}$	.5	$\frac{1}{2}$	.5



**BUY IT NOW!**

**Click Here To Order**



# VIII FORD Car, Truck and Thunderbird BODY PARTS CATALOG

## 1953-57 FORD PASSENGER CAR AND TRUCK BODY TYPES

BODY TYPE NO	YEAR	BODY MODEL	BODY TYPE NO	YEAR	BODY MODEL
40A	55-57	Thunderbird (Soft Top)	79B	55-56	Fairlane Station Wagon "Country Sedan"-8 passenger
40B	55-57	Thunderbird (Hard Top)	79C	53-54	Crestline Station Wagon "Country Squire"
51A	57	Fairlane "500" Retractable Hard Top	79C	55-56	Fairlane Station Wagon "Country Squire"
57A	56	Fairlane Fordor Victoria	79C	57	Fairlane "500" Station Wagon "Country Sedan"-9 passenger
57A	57	Fairlane "500" Fordor Victoria	79D	55-56	Customline Station Wagon "Country Sedan"-6 passenger
57B	57	Fairlane Fordor Victoria	79D	57	Custom "300" Station Wagon "Country Sedan"-6 passenger
58A	57	Fairlane Fordor - Concealed Pillar	79E	57	Fairlane "500" Station Wagon "Country Squire"-8 passenger
58B	57	Fairlane "500" Fordor - Concealed Pillar	C80, C86	53-57	Platform & Rack (110" Wheelbase)
59A	53-56	Mainline Station Wagon "Ranch Wagon"	D80, D85	53-57	Platform & Rack (118" Wheelbase)
59A	57	Custom Ranch Wagon	T80, T86	53-56	Platform & Rack (130" Wheelbase)
59B	54-56	Customline Station Wagon "Ranch Wagon"	T80, T86	57	Platform & Rack (130" & 154" Wheelbase) Conventional-(110" Wheelbase) Cab Forward
59B	57	Custom "300" Ranch Wagon	T80, T86	57	Platform & Rack (130" & 154" Wheelbase) Conventional
59C	56	Fairlane Ranch Wagon "Parklane"	W80, T86	53-56	Platform & Rack (154" Wheelbase) Conventional-(134" Wheelbase) Cab Forward
60B	53-54	Crestline "Victoria"	91, T86	57	Platform & Rack (111" Wheelbase) Tilt Cab
60B	55	Fairlane "Victoria"	Y80, Y88	53-57	Platform & Rack (130" Wheelbase)
60F	54	Crestline "Skyliner"	C81A	53-57	Standard Closed Cab (Conventional)-Light Duty
63A	57	Fairlane "500" Tudor Victoria	C81B	53-57	Custom Closed Cab (Conventional)-Light Duty
63B	57	Fairlane Tudor Victoria	T81A	53-57	Standard Closed Cab (Conventional)-Heavy Duty
64A	55-56	Fairlane "Crown Victoria" (Hard Top)	T81B	53-57	Custom Closed Cab (Conventional)-Heavy Duty
64A	57	Fairlane Tudor - Concealed Pillar	Q81A	53-57	Standard Closed Cab (Conventional)-Extra Heavy Duty
64B	55-56	Fairlane "Crown Victoria" (Transparent Top)	Q81B	53-57	Custom Closed Cab (Conventional)-Extra Heavy Duty
64B	57	Fairlane "500" Tudor - Concealed Pillar	W81A	53-56	Standard Closed Cab (Cab Forward)
64C	56	Fairlane Victoria	W81B	53-56	Custom Closed Cab (Cab Forward)
66A	57	Custom Ranchero	C82A	53-57	Standard Panel Delivery (110" Wheelbase)
66B	57	Custom "300" Ranchero	C82B	53-57	Custom Panel Delivery (110" Wheelbase)
70A	53-56	Mainline Tudor Sedan	C83	53-57	Pickup (110" Wheelbase)
70A	57	Custom Tudor Sedan	D83	53-57	Express (118" Wheelbase)
70B	53-56	Customline Tudor Sedan	Y83	53-57	Express (130" Wheelbase)
70B	57	Custom "300" Tudor Sedan	C84, T84	53-57	Open Drive Away-without windshield frame
70C	55-56	Fairlane Tudor Sedan "Club Sedan"	C85, T85	53-57	Closed Drive Away-with windshield frame
70D	55-56	Mainline Business Tudor	Q85	53-57	Parcel Delivery (104", 122", 130" Wheelbase)
70D	57	Custom Business Tudor	91A	57	Standard Closed Cab (Tilt Cab)
72B	53-54	Customline Club Coupe	91B	57	Custom Closed Cab (Tilt Cab)
72C	53-54	Mainline Business Coupe	C99	57	Pickup (110" Wheelbase)-flush sides
73A	53-56	Mainline Fordor Sedan	C99, D99	57	Express (118" Wheelbase)-flush sides
73A	57	Custom Fordor Sedan	Y99	57	Express (130" Wheelbase)-flush sides
73B	53-56	Customline Fordor Sedan			
73B	57	Custom "300" Fordor Sedan			
73C	54	Crestline Fordor Sedan			
73C	55-56	Fairlane Fordor Sedan "Town Sedan"			
73B	53-54	Crestline Convertible Coupe "Sunliner"			
73B	55-56	Fairlane Convertible Coupe "Sunliner"			
76B	57	Fairlane "500" Convertible Coupe			
78A	53-56	Mainline Sedan Delivery "Courier"			
78A	57	Custom Sedan Delivery "Courier"			
79B	53-54	Customline Station Wagon "Country Sedan"			
79B	55	Customline Station Wagon "Country Sedan"-8 passenger			

### MISCELLANEOUS ILLUSTRATIONS

	PAGE NO.
Arm (door check)	224
Body Bolt Chart (Truck)	421
Body Bolt Replacement Chart (Passenger)	420
Bodies (Exploded Views, Exterior & Interior)	319 thru 419
Compart. (Thunderbird luggage)	191
Door	68 thru 76 & 422 thru 426
Doc	127 thru 131 & 427 thru 430
GI	
Hr	
Hr	
Hr	
Hydr.	
Ornan	
Panel	
Regul.	
Roof (	

	PAGE NO.
Seat (Cab)	288
Seat (front)-manual	277
Seat (front)-4-way power	278, 289, 290
Seat Components (passenger) Model 78A	288
Seat (Parcel Delivery driver's)	287
Seat (rear)-Ranch Wagon	279, 280
Seats - Station Wagon	281 thru 286
(Convertible)Slat Iron	244, 245
(folding)-Thunderbird	242, 243
tilating System	9, 10, 14
therstrip (Convertible top)	260
low Parts (door vent.)	91 thru 94
low Parts (back)	201, 209, 435
low Parts (quarter)	190 thru 175 & 430 thru 434
old Parts	20 thru 25
strip (roof side rail)	234



**BUY IT NOW!**

**Click Here To Order**



# FORD Car, Truck and Thunderbird BODY PARTS CATALOG

1

GROUP NUMBER	PART NAME		DESCRIPTION, SIZE, ETC.	PART NUMBER	NO. REQ'D.
	YEAR	BODY TYPES			
<b>0091 SILL ASS'Y. (FLOOR CROSS)-No. 1</b>					
	53-57	D80, D86		81Y 900091	1
	53-57	D80, D86	5/16"-18 x 3" Carriage bolt		6
	53-57	D80, D86	5/16" Flat washer		6
	53-57	D80, D86	5/16" Lockwasher	34846-S2	6
	53-57	D80, D86	5/16"-18 Square nut	34096-S8	6
<b>0092 SILL ASS'Y. (FLOOR CROSS)-INTERMEDIATE</b>					
	53-57	D80, D86		81Y 900092	2
	53-57	T80, W80, Y80, Y86	Refer to Group 10614		
<b>0140 SUPPORT (FLOOR)</b>					
	53-56	D80, Y80, D86, Y86		81Y 900140	2
	57	D80, D86		81Y 900140	2
<b>0145 STRIP (FLOOR SKID)</b>					
	53-57	T80, W80, Y80, T86, Y86		81T 900145	0
	53-57	D80, D86	Replaced by 81T 900145	81Y 900145	8
	53-57	D80, T80, W80, Y80, D86, T86, Y86	5/16"-18 x 2" Carriage bolt	23513-S2	48to63
	53-57	D80, T80, W80, Y80, D86, T86, Y86	5/16" Lockwasher	34846-S2	48to63
	53-57	D80, T80, W80, Y80, D86, T86, Y86	5/16"-18 Hex. nut	33797-S2	48to63
	53-56	D80, T80, W80, Y80, D86, T86, Y86	5/16"-18 Square nut	34096-S8	44to61
<b>0700 GATE ASS'Y. (TAIL)</b>					
	53-56	D83, Y83	Refer to Group 40700		
<b>2336 RETAINER ASS'Y. (DOOR LOCK STRIKER PLATE NUT)</b>					
	53-56	Trucks		48 702336-A	2
<b>3687 LOCK SET (IGNITION AND DOOR)-WITH 2 KEYS</b>					
	53-56	57, 60, 64, 70, 72, 73, 76	Refer to Group 22050		
	53-54	59, 78, 79B	In carton-contains 1 ignition lock, 2 door locks, 2 levers, 2 springs, 1 lift gate lock, 1 glove compartment lock & 2 keys	BA 3687-C	1
	53-54	79C	In carton-contains 1 ignition lock, 2 door locks, 2 levers, 2 springs, 1 lift gate lock, 1 glove compartment lock & 2 keys	BA 3687-D	1
	55-57	40	In carton-contains 1 ignition lock, 2 door locks & 2 keys	B5B 3687-A	1
	55-56	59, 78, 79	In carton-contains 1 ignition lock, 2 door locks, 1 lift gate lock, 1 glove compartment door lock & 2 keys	B5A 3687-A	1
	53-56	81A	In carton-contains 1 ignition and 1 door lock	BAAA 3687-C	1
	53-56	81B	In carton-contains 1 ignition and 2 door locks	BAAA 3687-A	1
	53-56	82A	In carton-contains 1 ignition, 1 side door lock and 1 rear door lock	BAAA 3687-D	1
	53-56	82B	In carton-contains 1 ignition, 2 side door locks and 1 rear door lock	BAAA 3687-B	1
	53-56	81B, 82B	Glove compartment lock (refer to Group 06081)		
	53-56	57, 78, 79C, 79D	In carton-contains 1 ignition lock, 2 door locks, 1 lift gate lock, 1 glove compartment lock & 2 keys	B7A 3687-A	1
	53-56	57, 78, 79C, 79D	In carton-contains 1 ignition lock, 2 door locks, 1 lift gate lock, 1 glove compartment lock & 2 keys	B7A 3687-C	1
	53-56	57, 78, 79C, 79D	In carton-contains 1 ignition lock, 2 door locks, 1 lift gate lock, 1 glove compartment lock & 2 keys	B7A 3687-B	1



**BUY IT NOW!**

**Click Here To Order**



## 2 FORD Car, Truck and Thunderbird BODY PARTS CATALOG

GROUP NUMBER	PART NAME		DESCRIPTION, SIZE, ETC.	PART NUMBER	NO. REQ'D.
	YEAR	BODY TYPES			
<b>3689</b>	<b>LOCK SET (GLOVE AND LUGGAGE COMPARTMENT)-WITH 2 KEYS</b>				
	53-54	80, 70, 72, 73, 76	In carton-contains 1 glove compartment and 1 luggage compartment lock & 2 keys	BA 3689-B	1
	55-56	40	In carton-contains 1 glove compartment door lock, 1 luggage compartment door lock & 2 keys	B58 3689-A	1
	55	60, 64, 70, 73, 76	In carton-contains 1 glove compartment door lock, 1 luggage compartment door lock & 2 keys	B5A 3689-A	1
	56	57, 64, 70, 73, 76	In carton-contains 1 glove compartment door lock & 1 luggage compartment door lock & 2 keys	B6A 3689-A	1
<b>5056</b>	<b>BAR (FLOOR TO CHASSIS "U" BOLT)-FRONT</b>				
	53-57	C80, C86		77 805056	4or6
<b>5066</b>	<b>PLATE (FLOOR SIDE SILL TO CROSS SILL)</b>				
	53-56	C80, C86		77 805066	6
	53-55	D80, T80, W80, Y80, D86, T86, Y86		BEB 185066	3or6
<b>5064</b>	<b>BRACKET (FLOOR SIDE SILL TO FRAME)</b>				
	53-57	D80, T80, W80, Y80, D86, T86, Y86		BB 185084	2
	53-57	D80, T80, W80, Y80, D86, T86, Y86	3/8"-24 x 3" Hex. head bolt		4
	53-57	D80, T80, W80, Y80, D86, T86, Y86	3/8" Flat washer	44726-88	4
	53-57	D80, T80, W80, Y80, D86, T86, Y86	3/8" Lockwasher	34807-82	4
	53-57	D80, T80, W80, Y80, D86, T86, Y86	3/8"-24 Hex. nut	33800-88	4
<b>5145</b>	<b>STRIP (FLOOR SKID)</b>				
	53-57	C80, C86		77 805145	7
	53-57	T80, T86 (154")		BB 185145	9
	53-57	W80, T86 (134")		BB 185145	9
<b>5160</b>	<b>PLATE (FLOOR SIDE SILL TO "U" BOLT)-FRONT</b>				
	53-57	C80, C86		†77 805160	2
	53-57	C80, C86	No. 12 x 1" Flat head wood screw		4
<b>5162</b>	<b>PLATE (FLOOR SIDE SILL TO "U" BOLT)-REAR</b>				
	53-57	C80, C86		77 805162	2
	53-57	C80, C86	No. 12 x 1" Flat head wood screw		4
<b>5294</b>	<b>POCKET (STAKE)-SIDE AND REAR</b>				
	53-57	T80, W80, 8786	Refer to Group 28761		
	53-57	C80, C86		77 805294	12
<b>5296</b>	<b>POCKET (STAKE)-FRONT</b>				
	53-56	T80, W80, Y80, T86, Y86		81Y 905296	4
	57	D80, T80, Y80, D86, T86, Y86		81Y 905296	4
<b>5386-7</b>	<b>MEMBER (CAB MOUNTING FRAME SIDE)</b>				
	53-56	W81	R. H.	B4TW 5386-A	1
		W81	L. H.	B4TW 5387-A	1
<b>566</b>	<b>(REAR DOOR LOCK SLIDE SHOULDER SCREW LOCKING)</b>				
				81C 825668	2
<b>56</b>					
				81C 825672	2
<b>5850</b>					
				81C 825950	1



**BUY IT NOW!**

**Click Here To Order**



# FORD Car, Truck and Thunderbird BODY PARTS CATALOG

GROUP NUMBER	PART NAME		DESCRIPTION, SIZE, ETC.	PART NUMBER	NO. REQ'D.
	YEAR	BODY TYPES			
6304-5	HINGE (SIDE RACK)				
	53-57	D80, T80, W80, T86	R. H.	AA 186304-B	4or5
	53-57	D80, T80, W80, T86	L. H.	AA 186305-B	4or5
	53-57	Y80, Y86	R. H.	AA 186304-B	6
	53-57	Y80, Y86	L. H.	AA 186305-B	6
6307	PIN (SIDE RACK HINGE)				
	53-56	T80, W80, T86	40 5/8" long	AA 186307	2
6310	PIN AND CHAIN ASS'Y. (SIDE RACK HINGE)				
	53-57	T80, W80, Y80, T86, Y86	Pin 5.06" long	AA 186310	2
7160	CLIP (FRONT SEAT ROBE CORD BRACKET STAY)				
	53-55	60B, 73B, 76, 79		78 737160	2or4
8305	CONNECTION (REAR STAKE RACK)				
	53-57	D80, T80, W80, Y80, D86, T86, Y86		AA 188305	2
8308-9	CONNECTION (STAKE)				
	53-57	C80, D80, T80, Y80, C86, D86, T86, Y86	R. H.	AA 188308	4
	53-57	C80, D80, T80, W80, Y80, C86, D86, T86, Y86	L. H.	AA 188309	4
00000	BODY ASS'Y. (PAINTED AND TRIMMED)				
	57	40	Less Hard or Soft Top	† BAN 4000000-A	
	57	51A		† BAC 5100000-A	
	57	57A		† BAC 5700000-A	
	57	57B		† BAC 5700000-B	
	57	58A		† BAC 5800000-A	
	57	58B		† BAC 5800000-B	
	57	59A		† BAC 5900000-A	
	57	59B		† BAC 5900000-B	
	57	63A		† BAC 6300000-A	
	57	63B		† BAC 6300000-B	
	57	64A		† BAC 6400000-A	
	57	64B		† BAC 6400000-B	
	57	66A		† BAC 6600000-A	
	57	66B		† BAC 6600000-B	
	57	70A		† BAC 7000000-A	
	57	70B		† BAC 7000000-B	
	57	70D		† BAC 7000000-C	
	57	73A		† BAC 7300000-A	
	57	73B		† BAC 7300000-B	
	57	76B		† BAC 7600000-A	
	57	78A		† BAC 7800000-A	
	57	79C		† BAC 7900000-A	
	57	79D		† BAC 7900000-B	
	57	79E		† BAC 7900000-C	
	53-57	C80	Platform ass'y. - 6 1/2' long - 110" Wheelbase	BAAA 8000000-A	
		D80	Platform ass'y. - 7 1/2' long - 118" Wheelbase	BBAA 8000000-A	
		90	Platform ass'y. - 9' long - 130" Wheelbase	BAAA 8000000-A	
			9' long - 130" Wheelbase	BAAA 8000000-B	
			2' long - 154" Wheelbase	BDAF 8000000-A	
			2' long - 111" Wheelbase	BDAF 8000000-A	

Type of Transmission



**BUY IT NOW!**

**Click Here To Order**







# 4 FORD Car, Truck and Thunderbird BODY PARTS CATALOG

GROUP NUMBER	PART NAME		DESCRIPTION, SIZE, ETC.	PART NUMBER	NO. REQ'D.
	YEAR	BODY TYPES			

## 00000 BODY ASS'Y. (PAINTED AND TRIMMED)-CONTINUED

57	C83	Pickup-110" Wheelbase-less fenders	BAAK 8300000-A	
57	C83, D83	Express-118" Wheelbase-less fenders	BBAK 8300000-A	
57	Y83	Express-130" Wheelbase-less fenders	BCAK 8300000-A	
57	C99	Pickup-110" Wheelbase-flush sides	BAAK 9900000-A	
57	C99, D99	Express-118" Wheelbase-flush sides	BBAK 9900000-A	
57	Y99	Express-130" Wheelbase-flush sides	BCAK 9900000-A	

## 00001 BODY ASS'Y. (LESS PAINT AND TRIM)

57	40		BAN 4000001-A	
57	57A		BAC 5700001-A	
57	57B		BAC 5700001-B	
57	58A		BAC 5800001-A	
57	58B		BAC 5800001-B	
57	59A		BAC 5900001-A	
57	59B		BAC 5900001-B	
57	63A		BAC 6300001-A	
57	63B		BAC 6300001-B	
57	64A		BAC 6400001-A	
57	64B		BAC 6400001-B	
57	66A		BAC 6600001-A	
57	66B		BAC 6600001-B	
57	70A		BAC 7000001-A	
57	70B		BAC 7000001-B	
57	70D		BAC 7000001-C	
57	73A		BAC 7300001-A	
57	73B		BAC 7300001-B	
57	76		BAC 7600001-A	
57	78		BAC 7800001-A	
57	79C		BAC 7900001-A	
57	79D		BAC 7900001-B	
57	79E		BAC 7900001-C	
57	C81A, Y81A	Conventional- Light Duty	BAAK 8100001-A	
57	C81A, T81A	Conventional- Light Duty	BAAK 8100001-B	
57	Q81A	Conventional- Heavy Duty	BYBJ 8100001-A	
57	Q81B	Conventional- Heavy Duty	BYBJ 8100001-B	

## 00120 FRONT ASS'Y. (BODY)

53-54	76		BM 7600120-B	1
55-56	76	Manual locking clamp	B6A 7600120-A	1
53-55	81 (except C/F), 82, 85		B5C 8100120-A	1
53-55	W81		B5TW 8100120-A	1
53-55	84		B5C 8400120-A	1
53-55	81, 82	Plug (button) when heater or dome light is not used	352291-S	AR
56	81 (except C/F), 82, 85		B6Q 8100120-A	1
56	W81		B6TW 8100120-A	1
56	84		B6Q 8400120-A	1
57	81, 82		B7C 8100120-A	1
57	84		B7C 8400120-A	1
57	85		B7C 8500120-A	1

## 00121 (FRONT)

			8C 8300124	1
			BBAA 8300124-A	1
			BBAA 8300124-A	1
		head bolt	20327-S8	7
			34806-S7	7
			33798-S8	7



# BUY IT NOW!

Click Here To Order



# FORD Car, Truck and *Thunderbird* BODY PARTS CATALOG

5

GROUP NUMBER	PART NAME		DESCRIPTION, SIZE, ETC.	PART NUMBER	NO. REQD.
	YEAR	BODY TYPES			
00125	GLASS ASS'Y. (SIDE WINDOW)				
	53-57	J85	Clear	1J 8500125-A	2
	53-57	J85	Tinted (Green)	BRAA 8500125-A	2
00131	SPRING (TENSION) - BODY TO FRAME BOLT				
	54-57	T84, T85		11W 8100131	2
00134	SPACER (BODY BOLT)				
	53-56	84		B6T 8400134-A	2
	57	A		B7A 7000134-A	2
00151	RETAINER ASS'Y. (BODY BOLT INSULATOR) - UPPER				
	57	A except 51A		B7A 7000151-A	14
00154	INSULATOR (BODY BOLT)				
	53-54	A		BA 7000154-B	20to23
	55-56	A		BA 7000154-B	17to20
	57	A except 51, 76		B7A 7000154-B	24
	57	57, 58, 63, 64, 70, 73		B7A 7000154-A	2
00158-9	BRACKET (NO. 1 BODY BOLT)				
	54-56	81 except C/F, 82, 84, 85	R. H.	BAAA 8100158-B	1
	54-56	81 except C/F, 82, 84, 85	L. H.	BAAA 8100159-B	1
00163	RETAINER (BODY BOLT INSULATOR) - LOWER				
	57	57, 58, 59, 63, 64, 66, 70, 73, 78, 79		B7A 7000163-A	14
00172	WEATHERSTRIP (SIDE WINDOW)				
	53-57	J85	81.30" long	1J 8500172	2
00174	INSERT (SIDE WINDOW WEATHERSTRIP)				
	53-57	J85	82" long	1J 8500174	2
00212	PANEL ASS'Y. (BODY FRONT) - LOWER				
	57	66		B7A 6600212-A	1
00228	CUSHION (REAR BODY BOLT SPACER)				
	57	81 (L/D)		B7C 8100228-A	4
00254-5	BEARING (BODY PIVOT ON BODY)				
	57	91	R. H.	B7T 9100254-A	1
	57	91	L. H.	B7T 9100255-A	1
00262	BUSHING ASS'Y. (BODY PIVOT PIN)				
	57	91		B7T 9100262-A	2
00264	PIN (BODY PIVOT)				
	57	91		B7T 9100264-A	2
01508	SUPPORT ASS'Y. (BRAKE PEDAL)				
	53-54	A	Used with Standard or Fordomatic Transmission	BR 7001508-B	1
	53-54	A	5/16" - 24 x 5/8" Hex. head bolt	20327-S8	1
		A	5/16" Lockwasher (external tooth)	34941-S7	1
		A	No. 14 x 5/8" Hex. washer head screw	31498-S8	2
		A		44722-S8	2
		A	or Fordomatic Transmission	B6A 7001508-B	1
		A		B6S 4001508-D	1
		A	head bolt	20387-S7	1
		A		34806-S7	3
		A	k. head bolt	20347-S8	2



**BUY IT NOW!**

**Click Here To Order**



6 **FORD Car, Truck and Thunderbird BODY PARTS CATALOG**

GROUP NUMBER	PART NAME		DESCRIPTION, SIZE, ETC.	PART NUMBER	NO. REQD.
	YEAR	BODY TYPES			
<b>01508 SUPPORT ASS'Y. (BRAKE PEDAL) - CONTINUED</b>					
	55-57	S	5/16" Flat washer	44722-S8	4
	55-57	S	5/16"-24 Hex. nut	33798-S8	2
	55-57	S	No. 14 x 5/8" Hex. washer head screw	31498-S8	2
	57	A		B7A 7001508-B	1
	57	81, 83, 84, 85		B7C 8101508-A	1
	57	91	Outer	B7T 9101508-A	2
<b>01518 SPACER (BRAKE PEDAL SUPPORT)</b>					
	57	91		B7T 9101518-A	1
<b>01524 BRACE (BRAKE PEDAL SUPPORT)</b>					
	56	A		B6A 7001524-A	1
	57	81, 82, 84, 85		B7C 8101524-A	
<b>01544 SUPPORT ASS'Y. (BRAKE PEDAL) - INNER</b>					
	57	91		B7T 9101544-A	2
	57	91	Retainer ass'y. (nut)	359613-S2	13
<b>01805 PANEL ASS'Y. (DASH)</b>					
	55-56	57, 59, 60, 64, 70, 73, 76, 78, 79		B6A 7001605-B	
	55-57	S		B6S 4001605-A	1
	55-57	S	Plug (button)-for speedometer cable hole when standard transmission is used	352961-S	1
	57	A		B7A 7001605-B	1
<b>01810 PANEL ASS'Y. (DASH)</b>					
	53-54	A		BM 7001610-A	1
	53-54	A	1.87" Plug (button)	357216-S	2
	53-54	A	Grommet (choke cable)	352963-S	1
<b>01816 COVER (DASH PANEL NO. 1 BODY BOLT ACCESS)</b>					
	53-54	A		BA 7001616-A	1
	53-54	A	No. 10 x 5/8" Hex. head self-tapping screw	42014-S8	4
<b>01819 COVER ASS'Y. (BATTERY ACCESS)</b>					
	53-55	81, 82		BD 7301619-B	1
	56	81, 82		B6C 8101619-A	1
	57	Q81		B7Q 8101619-A	1
	57	91		B7T 9101619-A	1
<b>01841 COVER (HAND BRAKE CABLE OPENING IN DASH)</b>					
	53-54	A		BD 7301641-A	1
	55-56	A		B5A 7001641-A	1
	54-57	S		BD 7301641-A	1
	57	A		BD 7301641-A	1
	53-57	A, S	Clamp	B2A 7001642-A	1
<b>01842 CLAMP (HAND BRAKE CABLE OPENING IN DASH COVER)</b>					
				B2A 7001642-A	1
				B2A 7001642-A	1
<b>01844 CLAMP (HAND BRAKE CABLE OPENING IN DASH COVER)</b>					
				BAAA 8101645-B	1
				B7Q 8101645-A	1
				B7T 9101645-A	1



**BUY IT NOW!**

**Click Here To Order**



# FORD Car, Truck and Thunderbird BODY PARTS CATALOG

7

GROUP NUMBER	PART NAME		DESCRIPTION, SIZE, ETC.	PART NUMBER	NO. REQ'D.
	YEAR	BODY TYPES			
<b>01670 INSULATOR ASS'Y. (DASH)</b>					
	53-54	A		BM 7001670-A	1
	55-56	A		B6A 7001670-B	1
	53-56	81 (except C/F), 82, 84, 85		B6C 8101670-A	1
	53-56	W81		B6TW 8101670-A	1
	55-57	S		B5S 4001670-A	1
	57	A		B7A 7001670-A	1
	57	81, 82		B7C 8101670-A	1
<b>01683 PLATE ASS'Y. (STEERING COLUMN OPENING COVER)</b>					
	53-54	A	L. H.	BA 7001683-A	1
	55-56	A	L. H. - All Transmissions	B5A 7001683-A	1
	55-56	A	No. 10 x 5/8" Hex. head self-tapping screw	42014-S8	4
	55-57	S	R. H. -Refer to Group 01698-9		
	55-57	S	L. H. -Use with Standard Transmission	B5S 4001683-A	1
	55-57	S	3/4" Plug (button)-for speedometer cable hole when automatic transmission is used	352291-S	1
<b>01694 GROMMET (DASH PANEL OVERDRIVE CABLE)</b>					
	53-57	A		1A 7001694	1
	55-57	S		1A 7001694	1
	53-57	C81	With overdrive	1A 7001694	
<b>01698-9 PLATE (STEERING COLUMN OPENING COVER)</b>					
	53	A	R. H. - All Transmissions	BA 7001698-C	1
	54	A	R. H. - All Transmissions	BM 7001698-A	1
	53-54	A	L. H. - Fordomatic Transmission	BA 7001699-D	1
	53-54	A	L. H. - Standard and Overdrive Transmission refer to Group 01683		
	53-54	A	No. 10 x 5/8" Hex. head self-tapping screw	42014-S8	8
	55-56	A	R. H. - All Transmissions	B5A 7001698-A	1
	55-56	A	L. H. - Refer to group 01683		
	55-56	A	No. 10 x 5/8" Hex. head self-tapping screw	42014-S8	4
	53-56	81 except C/F, 82, 84, 85	R. H. -top	BBA 8101698-A	1
	53-56	81 except C/F, 82, 84, 85	L. H. -top	BAAA 8101699-C	1
	53-56	81 except C/F, 82, 84, 85	No. 10 x 5/8" Hex. head self-tapping screw	42014-S8	6
	53-56	W81	R. H. -top-drill 1" hole when used with air brakes	BHAA 8101698-B	1
	53-56	W81	L. H. -top	BHAA 8101699-A	1
	53-56	W81	No. 10 x 3/4" Hex. head self-tapping screw	42021-S8	7
	53-56	W81	No. 10 Flat washer	44716-S8	7
	57	A	R. H.	B7A 7001698-B	1
	57	A	L. H. -drill 1" hole for clutch pedal rod when used with standard transmission	B7A 7001699-D	1
	55-57	S	R. H. -All Transmissions	B5S 4001698-A	1
	55-57	S	L. H. -Use with Automatic Transmission	B5S 4001699-B	1
	55-57	S	L. H. -Standard Transmission-refer to Group 01683		
	55-57	S	No. 10 x 5/8" Hex. head self-tapping screw	42014-S8	4or5
	55-57	S	3/4" Plug (button)-for speedometer cable hole when automatic transmission is used	352291-S	1
	57	81, 82, 84, 85 (Light Duty)	R. H.	B7C 8101698-A	1
	57	81, 82, 84, 85 (Light Duty)	L. H.	B7C 8101699-A	1
	57	81, 84 (Heavy Duty)	R. H.	B7T 8101698-A	1
	57	81, 84 (Heavy Duty)	L. H.	B7T 8101699-A	1

**01698-9 PLATE (STEERING COLUMN OPENING COVER)**

to fit	BBA 8101706-A	1
	BAA 8101707-A	1
1" hole when used with air	BHAA 8101706-B	1
	BHAA 8101707-A	1



## BUY IT NOW!

Click Here To Order



# FORD Car, Truck and Thunderbird BODY PARTS CATALOG

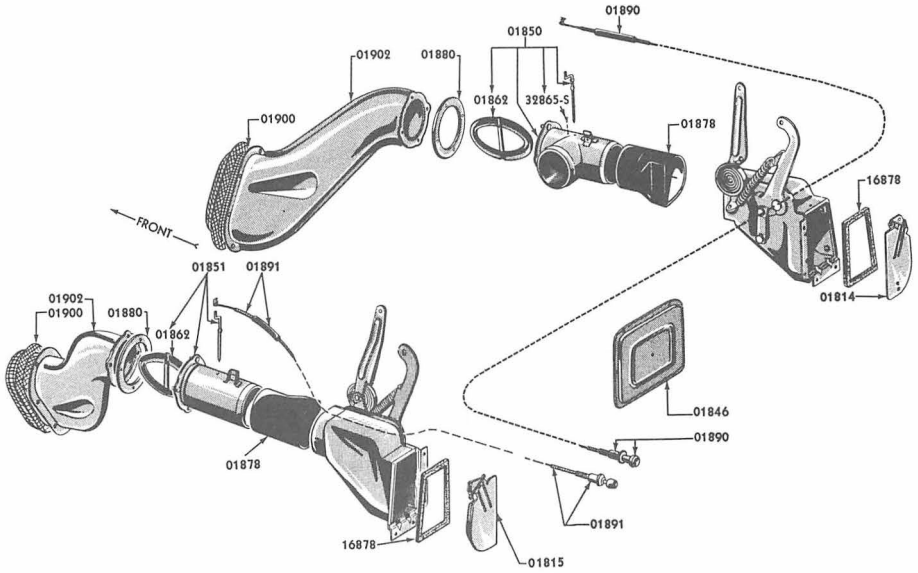
GROUP NUMBER	PART NAME		DESCRIPTION, SIZE, ETC.	PART NUMBER	NO. REQD.
	YEAR	BODY TYPES			
01714-5	BRACE ASS'Y. (DASH TO FRAME)				
	53-54	A	R. H.	BM 7001714-A	1
	53-54	A	L. H.	BA 7001715-C	1
	55-56	A	R. H.	B5A 7001714-A	1
	55-56	A	L. H.	B5A 7001715-A	1
	53-56	W81	R. H.	B6TW 8101714-A	1
	53-56	W81	L. H.	B6TW 8101715-A	1
	55-57	S	R. H.	B5S 4001714-A	1
	55-57	S	L. H.	B5S 4001715-A	1
	57	A	R. H.	B7A 7001714-A	1
	57	A	L. H.	B7A 7001715-A	1
01726-7	BRACE (DASH TO FRAME)				
	57	91	R. H.	B7T 9101726-A	1
	57	91	L. H.	B7T 9101727-A	1
01740	SPACER (BODY TO FRAME)				
	53-54	59, 60, 70, 72, 73, 76, 79		8M 7001740	AR
	53-54	76		8M 7001740	27
	55-57	40		8M 7001740	AR
	57	51		8M 7001740	4
	55-57	76		8M 7001740	AR
01764	EXTENSION (DASH PANEL TO FLOOR)				
	57	91		B7T 9101764-A	1
01766-7	REINFORCEMENT(DASH TO FRAME BRACE)				
	53-56	W81	R. H. -No. 1 body bolt hole	BHAA 8101766-A	1
	53-56	W81	L. H. -No. 1 body bolt hole	BHAA 8101767-A	1
01778	GUSSET (COWL SIDE)				
	53-56	84		B6T 8401778-B	2
01778-9	SUPPORT (DASH TO FRAME BRACE)				
	55-57	S	R. H.	B5S 4001778-A	1
	55-57	S	L. H.	B5S 4001779-A	1
01797	RETAINER (CLUTCH PEDAL ROD SEAL)				
	57	A		B7A 7001797-A	1
01814-5	REGISTER ASS'Y. (VENTILATION)				
	53	A	R. H.	BA 7001814-C	1
	53	A	L. H.	BA 7001815-C	1
	54	59B, 60B, 60F, 70B, 72B, 73B, 73C, 76, 79	R. H.	BA 7001814-C	1
	54	59B, 60B, 60F, 70B, 72B, 73B, 73C, 76, 79	L. H.	BA 7001815-C	1
	53-54	A	No. 12 x 1/2" Hex. washer head self-tapping screw	42128-S8	4
01820-1	REGISTER (VENTILATION)				
	55-56	A		B5A 7001820-B	2
		S	Drill as required	B6S 4001820-A	2
		82	R. H.	B7C 8101820-A	1
		82	L. H.	B7C 8101821-A	1
01822-1	REGISTER (VENTILATION)				
				B5S 4001822-A	2
				32924-S7	2



## BUY IT NOW!

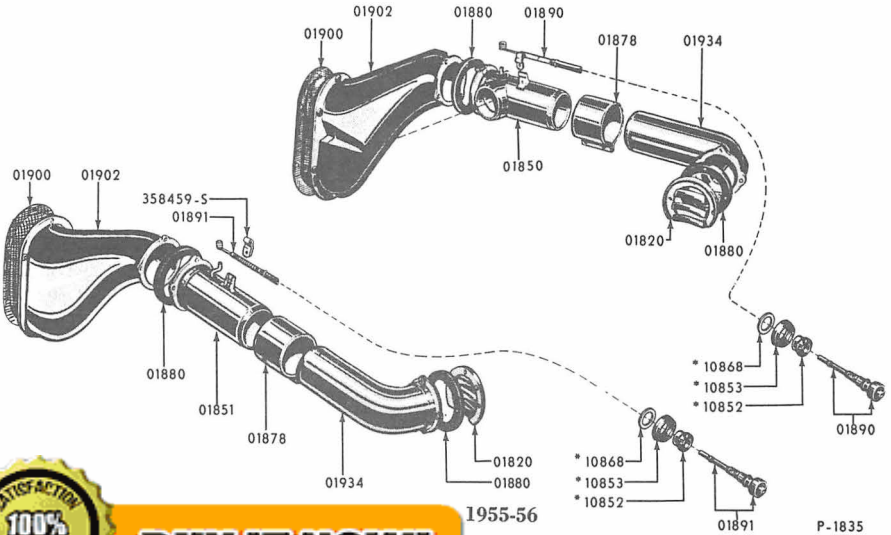
Click Here To Order





1953-54

P-1362



1955-56

P-1835

ING SYSTEM WITHOUT HEATER

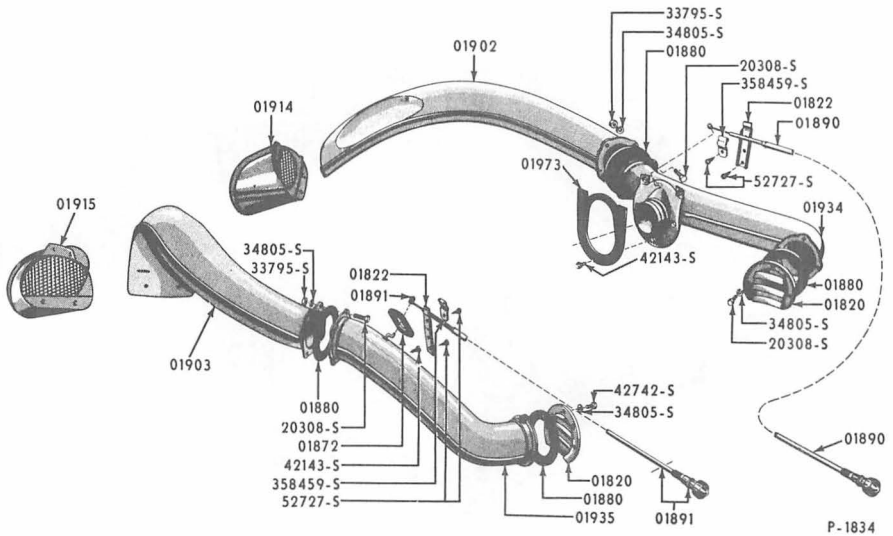
fer to group for complete Part Number.



**BUY IT NOW!**

**Click Here To Order**





1955-57 THUNDERBIRD VENTILATING SYSTEM WITHOUT HEATER

Group numbers only shown on illustration. Refer to group for complete Part Number.

GROUP NUMBER	PART NAME		DESCRIPTION, SIZE, ETC.	PART NUMBER	NO. REQ'D.
	YEAR	BODY TYPES			
01846	PLATE (HEATER OPENING COVER)				
	53-54	A	Replaced by B5A 7001846-A	BA 7001846-A	1
	53-54	A	No. 10 x 1/2" Hex. head self-tapping screw	42007-88	6
	55-56	A		B5A 7001846-A	1
	55-57	S		B5A 7001846-A	1
	57	A		B7A 7001846-A	1
	55-57	A, S	No. 10 x 1/2" Hex. head self-tapping screw	42007-88	6
01850-1	VALVE ASS'Y. (VENTILATOR AIR)				
	53-54	A	R. H.	BM 7001850-A	1
	53-54	A	L. H.	BA 7001851-A	1
	55	A	R. H.	B5A 7001850-B	1
	55	A	L. H.	B5A 7001851-B	1
	56	A	R. H.	B6A 7001850-A	1
	56	A	L. H.	B6A 7001851-A	1
	53-57	J85	R. H.	8J 8501850-A	1
	53-57	J85	L. H.	8J 8501851-A	1
	57	A	R. H.	B7A 7001850-B	1
	57	A	L. H.	B7A 7001851-B	1
01862-3	DAMPER ASS'Y. (VENTILATOR AIR VALVE)				
		A		8A 7001862-B	2
				8A 7001862-B	2
		82, 85	R. H.	B7C 8101862-A	1
				B7C 8101863-A	1
				8A 7001862-B	2
01870-1	HEATER ASS'Y. (HEATER)				
			air heater is installed	B5A 7001870-A	1
			air heater is installed	B6A 7001870-A	1



**BUY IT NOW!**

**Click Here To Order**



# FORD Car, Truck and Thunderbird BODY PARTS CATALOG

11

GROUP NUMBER	PART NAME		DESCRIPTION, SIZE, ETC.	PART NUMBER	NO. REQ'D.
	YEAR	BODY TYPES			
01872	<b>SEAL (VENTILATOR AIR DAMPER TO FRONT FENDER APRON AT SHAFT)</b>				
	55-57	S	Sponge rubber	B5S 4001872-A	1
01878	<b>CONNECTOR (VENTILATOR AIR DUCT)</b>				
	53-54	A	Rubber	BA 7001878-C	2
	55	A		B5A 7001878-C	2
	55	A	No. 10 x 2" Round head self-tapping screw	354563-S8	6
	56	A		B6A 7001878-A	2
	53-57	J85		8J 8501878	1
	53-57	J85	No. 10 - 32 x 1/2" Binding head screw	39048-S2	6
	53-57	J85	No. 10 Lockwasher	34803-S7	6
01880	<b>GASKET (VENTILATOR AIR VALVE)</b>				
	53-54	A	Rubber	BA 7001880-A	2
	55-56	A, S	Rubber	BA 7001880-A	4
	57	S	Rubber	BA 7001880-A	4
01890-1	<b>CONTROL ASS'Y. (AIR)</b>				
	53	A	R. H. - Black knob-not used when heater is installed	FAA 7001890-A	1
	53	A	L. H. - Black knob	FAA 7001891-A	1
	53	A	No. 10-12 x 1/2" Round head self-tapping screw	32924-S7	2
	54	59, 70A, 72C, 73A, 78	R. H. -1 piece Black plastic knob-not used when heater is installed	FAD 7001890-B	1
	54	59, 70A, 72C, 73A, 78	L. H. -1 piece Black plastic knob	FAD 7001891-B	1
	54	60, 70B, 72B, 73B, 73C, 76, 79	R. H. -2 pieces Black plastic knob & chrome cap-not used when heater is installed	FAD 7001890-A	1
	54	60, 70B, 72B, 73B, 73C, 76, 79	L. H. -2 pieces Black plastic knob & chrome cap	FAD 7001891-A	1
	54	A	No. 8 x 1" Cross recess binding head self-tapping screw	32948-S2	1
	54	A	7/16" Flat washer	44731-S8	2
	54	A	7/16" - 20 Nut (stamped)	45219-S	2
	55	A	R. H. - not used when fresh air heater is installed	B5A 7001890-A	1
	55	A	L. H.	B5A 7001891-A	1
	56	57, 59B, 59C, 64, 70B, 70C, 73B, 73C, 76, 79	R. H. -not used when fresh air heater is installed	B6A 7001890-A	1
	56	57, 59B, 59C, 64, 70B, 70C, 73B, 73C, 76, 79	L. H.	B6A 7001891-A	1
	56	59A, 70A, 70D, 73A, 78	R. H. -not used when fresh air heater is installed	B6A 7001890-B	1
	56	59A, 70A, 70D, 73A, 78	L. H.	B6A 7001891-B	1
	53-57	A	Clip (wire)	359474-S3	1
	55-57	S	R. H.	B5S 4001890-A	1
	55-57	S	L. H.	B5S 4001891-A	1
	55-57	S	No. 10-12 x 1/2" Round head self-tapping screw	32924-S7	1
	55-57	S	Grommet	353626-S	1
	57	59A, 66, 70A, 70D, 73A, 78	R. H.	B7A 7001890-B	1
	57	59A, 66, 70A, 70D, 73A, 78	L. H.	B7A 7001891-B	1
	57	51, 57, 58, 59B, 63, 64, 70B, 73B, 76, 79	R. H.	B7A 7001890-A	1
	57	51, 57, 58, 59B, 63, 64, 70B, 73B, 76, 79	L. H.	B7A 7001891-A	1
	53-57	J85	R. H.	1J 8501890-A	1
	53-57	J85	L. H.	1J 8501891-A	1
	53-57	J85	3/8" Lockwasher	34847-S8	2
	53-57	J85	3/8" - 24 Locknut	34445-S7	2
				BA 7001900-B	2
				B5A 7001900-B	2



**BUY IT NOW!**

**Click Here To Order**



# 12 FORD Car, Truck and Thunderbird BODY PARTS CATALOG

GROUP NUMBER	PART NAME		DESCRIPTION, SIZE, ETC.	PART NUMBER	NO. REQD.
	YEAR	BODY TYPES			
01902-3	DUCT ASS'Y. (VENTILATOR AIR)				
	53	A		BA 7001902-B	2
	54	A		BM 7001902-A	2
	55-56	A	Inlet	B5A 7001902-A	2
	55-57	S	R. H. -Inlet	B5B 4001902-A	1
	55-57	S	L. H. -Inlet	B5B 4001903-A	1
	55-57	S	1/4"-20 x 1/2" Hex. head bolt	20308-58	8
	53-57	S	1/4"-20 Hex. nut	33795-58	8
	53-57	S	No. 14 x 5/8" Hex. washer head screw	31498-58	4
	53-57	J85	R. H.	8J 8501902	
	53-57	J85	L. H.	8J 8501903	
01908-9	SCREEN (DUCT OPENING)				
	53-57	J85	R. H. -rear	8J 8501908	1
	53-57	J85	No. 10-32 x 1/2" Binding head screw	39048-52	3
	53-57	J85	No. 10 Lockwasher	34803-57	3
	53-57	J85	No. 10-32 Hex. nut	34079-57	3
	53-57	J85	R. H. & L. H. -Front	8J 8501909	2
	53-57	J85	No. 8 x 3/8" Binding head screw	32916-58	12
01911	SCREEN (DUCT OPENING)-REAR				
	53-57	J85	L. H.	8J 8501911	1
01914-5	SCOOP ASS'Y. (VENTILATOR AIR DUCT INLET)				
	55-57	S	R. H.	B5B 4001914-B	1
	55-57	S	L. H.	B5B 4001915-B	1
01934-5	DUCT ASS'Y. (VENTILATOR AIR)-OUTLET				
	55-56	A		B5A 7001934-B	2
	55-57	S	R. H.	B5B 4001934-B	1
	55-57	S	L. H.	B5B 4001935-B	1
	55-57	S	1/4"-20 x 1/2" Hex. head bolt	20308-57	8
	55-57	S	1/4" Internal tooth lockwasher	34905-57	8
01973	SEAL (VENTILATOR AIR DUCT TO FENDER APRON)				
	55-57	S	Sponge rubber	B5B 4001973-A	1
01989	SEAL (VENTILATOR AIR INLET HOLE COVER)				
	57	81, 82, 85		B7C 8101989-A	1
01998	SEAL (VENTILATOR AIR INLET DUCT)				
	57	A		B7A 7001998-B	2
02010	PANEL ASS'Y. (COWL TOP)				
	53	60		BF 6002010-B	1
	53	59, 70, 72, 73, 78, 79		BF 7002010-B	1
	54	60		B4A 6002010-B	1
	53-54	59, 70, 72, 73, 78, 79		BM 7002010-A	1
	55-54	76	Serviced in BM 7600120-B		
	55	60		B6A 5702010-A	1
	55	59, 70, 73, 78, 79	Drill holes when belt moulding is used	B6A 7002010-A	1
			Add B5A 6451724-A front drip moulding	B6A 6402010-A	1
				B6A 6402010-A	1
				B6A 6402010-A	1
				B6A 5702010-A	1
				B6A 7002010-A	1
			front drip moulding	B6A 6402010-A	1
				B6A 6402010-A	1
				B6A 7002010-A	1



**BUY IT NOW!**

**Click Here To Order**



# FORD Car, Truck and Thunderbird BODY PARTS CATALOG

13

GROUP NUMBER	PART NAME		DESCRIPTION, SIZE, ETC.	PART NUMBER	NO. REQ'D.
	YEAR	BODY TYPES			

**02010 PANEL ASS'Y. (COWL TOP)-CONTINUED**

55-57	40			B5S 4002010-A	1
57	51A			B7A 5102010-A	1
57	57, 58, 63, 64			B7A 6402010-B	1
57	59, 66, 70, 73, 78, 79			B7A 7002010-C	1
57	76			B7A 7602010-A	1

**02015 PANEL (COWL TOP)-OUTER**

53-57	J85			8J 8502015	1
-------	-----	--	--	------------	---

**02019 PANEL ASS'Y. (WHEELHOUSE)-INNER**

53-57	J85	L. H.		B7J 8502019-A	1
53-57	J85	1/4"-20 x 5/8" Hex, head bolt-pointed		20324-S8	2
53-57	J85	1/4"-20 x 1 3/8" Hex, head bolt		21467-S7	1
53-57	J85	1/4" Lockwasher		34805-S8	3
53-57	J85	3/8"-24 x 1.98" Special shoulder stud		356818-S8	3
53-57	J85	3/8" Washer-rubber		352400-S	2
53-57	J85	.4" I. D. x 1.32" O. D. Washer		351619-S	6
53-57	J85	3/8" Lockwasher		34807-S8	2
53-57	J85	3/8"-24 Hex, nut		33800-S8	4
53-57	J85	5/16"-24 x 3/8" Hex, head bolt-pointed		20347-S8	6
53-57	J85	5/16" Flat washer		44722-S8	6
53-57	J85	5/16" Lockwasher		34806-S7	6

**02020-1 PANEL ASS'Y. (WHEELHOUSE)**

53-56	J85	R. H.		BRAA 8502020-A	1
53-56	J85	L. H.		BRAA 8502021-A	1
53-56	J85	7/16"-20 x 1 1/2" Hex, head bolt		20471-S7	2
53-56	J85	7/16" Flat washer		44731-S8	2
53-56	J85	7/16" Lockwasher		34808-S8	2
53-56	J85	7/16"-20 Hex, nut		34671-S8	2
57	91	R. H.		B7T 9102020-A	1
57	91	L. H.		B7T 9102021-A	1

**02026-7 SUPPORT (UPPER GRILLE PANEL HINGE)**

53-57	J85	R. H.		1J 8502026	1
53-57	J85	L. H.		8J 8502027-B	1

**02038-9 PANEL AND PILLAR ASS'Y. (COWL SIDE)-INNER**

53-56	J85	R. H.		BRAA 8502038-B	1
53-56	J85	L. H.		BRAA 8502039-B	1

**02042-3 PANEL ASS'Y. (FRONT PILLAR AND COWL SIDE)**

53-54	A	R. H.		BA 7002042-B	1
53-54	A	L. H.		BA 7002043-B	1
53-54	A	Plug - when courtesy lamp is not used		352291-S	2
53-54	A	Plug (hinge access) 1 1/2" diameter		352285-S	2
53-54	A	Plug (wiring access)-R, H. door-1 1/2"diameter		352285-S	1
55-56	57, 59, 60, 70, 73, 78, 79	R. H.		B6A 7002042-A	1
55-56	57, 59, 60, 70, 73, 78, 79	L. H.		B6A 7002043-A	1
55-56	76	R. H.		B6A 7602042-A	1
55-56	76	L. H.		B6A 7602043-A	1
				B7A 7002042-A	1
				B7A 7002043-A	1

				BRAA 8502042-A	1
				BRAA 8502043-A	1



**BUY IT NOW!**

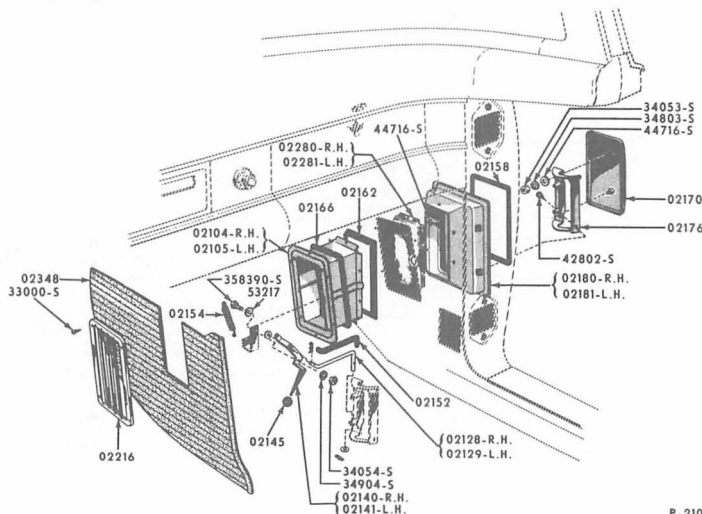
**Click Here To Order**



# 14 FORD Car, Truck and Thunderbird BODY PARTS CATALOG

GROUP NUMBER	PART NAME		DESCRIPTION, SIZE, ETC.	PART NUMBER	NO. REQ'D.
	YEAR	BODY TYPES			
02048-9	PANEL (WHEELHOUSE)-INNER				
53-57	J85		R. H. -Extend slots when necessary	B7J 8502048-A	1
53-57	J85		1/4"-20 x 5/8" Hex, head bolt-pointed	20324-S8	3
53-57	J85		1/4" Flat washer	44720-S8	3
53-57	J85		1/4" Lockwasher	34805-S8	3
53-57	J85		3/8"-24 x 1.98" Special shoulder bolt	356818-S8	3
53-57	J85		3/8" Washer-rubber	352400-S	3
53-57	J85		3/8" Lockwasher	34807-S8	3
53-57	J85		3/8"-24 Hex, nut	33800-S8	6
53-57	J85		5/16"-24 x 3/4" Hex, head bolt-pointed	20347-S8	3
53-57	J85		.4" I. D. x 1.32" O. D. washer	351619-S	6
53-57	J85		5/16" Flat washer	44722-S8	3
53-57	J85		5/16" Lockwasher	34806-S7	3
53-57	J85		No. 10 x 1/2" Pan head self-tapping screw	32924-S7	1
57	91		R. H.	B7T 9102048-A	1
57	91		L. H.	B7T 9102049-A	1

GROUP NUMBER	PART NAME		DESCRIPTION, SIZE, ETC.	PART NUMBER	NO. REQ'D.
02058-9	SUPPORT (WHEELHOUSE PANEL TO COWL SIDE SEAL)				
53-57	J85		R. H.	8J 8502058	1
53-57	J85		L. H.	8J 8502059	1



F-2100

## 1956-57 COWL SIDE VENTILATOR & RELATED PARTS (THUNDERBIRD)

Group numbers only shown on illustration. Refer to group for complete Part Number.

GROUP NUMBER	PART NAME	DESCRIPTION, SIZE, ETC.	PART NUMBER	NO. REQ'D.
02058-9	VENTILATOR ASSY. (COWL SIDE)			
			B6S 4002104-B	1
			B6S 4002105-B	1
		Access self-tapping screw		12



**BUY IT NOW!**

**Click Here To Order**



# FORD Car, Truck and Thunderbird BODY PARTS CATALOG

15

GROUP NUMBER	PART NAME		DESCRIPTION, SIZE, ETC.	PART NUMBER	NO. REQD.
	YEAR	BODY TYPES			

02121 LINK (COWL VENTILATOR)					
53-55	81, 82, 84, 85			BAAA 8102121-A	1
53-55	81, 82, 84, 85		1/4"-20 x .41" Slotted head shoulder screw		2
53-55	81, 82, 84, 85		Spring Washer		2
53-55	81, 82, 84, 85		1/4" Lockwasher	34905-S7	2
53-55	81, 82, 84, 85		1/4" Hex. nut	33795-S7	1
53-55	81, 82, 84, 85		1/4" Blind nut	34182-S7	1
56-57	84			BAAA 8102121-A	1
56-57	84		1/4"-20 x .41" Slotted head shoulder screw		2
56-57	84		Spring washer		2
56-57	84		1/4" Lockwasher	34905-S7	2
56-57	84		1/4" Hex. nut	33795-S7	1
56-57	84		1/4" Blind nut	34182-S7	1

02122 CONTROL ASS'Y. (COWL VENTILATOR)					
53-55	81, 82, 84, 85			BAAA 8102122-B	1
56	81, 82, 84, 85			B6C 8102122-A	1
53-56	81, 82, 84, 85		1/4"-20 x 1/2" Hex. head screw	20308-S7	2
53-56	81, 82, 84, 85		1/4" Lockwasher	34805-S8	2
57	84			B7C 8402122-A	1

02128-9 ROD (COWL SIDE VENTILATOR DOOR CONTROL)					
56	S		R. H.	B6S 4002128-A	1
56	S		L. H.	B6S 4002129-A	1
57	S		R. H.	B7S 4002128-A	1
57	S		L. H.	B7S 4002129-A	1
56-57	S		No. 12 Flat washer		4
56-57	S		Pin (self-locking)		4

02132 CLIP (COWL SIDE VENTILATOR DOOR CONTROL ROD ON LEVER)					
57	S			B7S 4002132-A	2

02133 PANEL ASS'Y. (COWL VENTILATOR COVER)					
53-55	81, 82, 84, 85			BAAA 8102133-B	1
56	81, 82, 85			B6C 8102133-B	1
53-56	81, 82, 84, 85		1/4"-20 x 1/2" Hex. head screw	20308-S7	4
53-56	81, 82, 84, 85		1/4" Lockwasher	34805-S8	4
56-57	84			BAAA 8102133-B	1

02140-1 LEVER (COWL SIDE VENTILATOR DOOR CONTROL)					
56-57	S		R. H.	B6S 4002140-B	1
56-57	S		L. H.	B6S 4002141-B	1
56-57	S		No. 12-24 x .44" Hex. head shoulder bolt	358390-S8	2
56-57	S		.33" I. D. x .56" O. D. spring washer	8M 7653217	2
56-57	S		No. 12 Lockwasher	34904-S2	2
56-57	S		No. 12-24 Hex. nut	34054-S8	2

02145 KNOB (COWL SIDE VENTILATOR CONTROL LEVER)					
56-57	S			B6S 4002145-A	2

02152 SPRING (COWL SIDE VENTILATOR CONTROL ROD)					
				B6S 4002152-A	2

				B6S 4002154-B	2
--	--	--	--	---------------	---

				B6S 4002158-C	2
--	--	--	--	---------------	---

**BUY IT NOW!**  
Click Here To Order

PayPal American Express Discover MasterCard VISA

# 16 FORD Car, Truck and Thunderbird BODY PARTS CATALOG

GROUP NUMBER	PART NAME		DESCRIPTION, SIZE, ETC.	PART NUMBER	NO. REQ'D.
	YEAR	BODY TYPES			
02162	SEAL (COWL SIDE VENTILATOR INSIDE FRAME)				
	56-57	S		B6S 4002162-B	2
02164	CLIP (COWL SIDE VENTILATOR DOOR CONTROL ROD ON HINGE)				
	57	S		B7S 4002164-A	2
02166	SEAL (COWL SIDE VENTILATOR PANEL)				
	56-57	S		B6S 4002166-B	2
02170	DOOR ASS'Y. (COWL SIDE VENTILATOR OUTSIDE)				
	56-57	S		B6S 4002170-A	2
	56-57	S	No. 10 Flat washer	44716-S8	4
	56-57	S	No. 10-24 Hex. nut	34053-S8	4
02176	HINGE ASS'Y. (COWL SIDE VENTILATOR)				
	56-57	S		B6S 4002176-B	2
	56-57	S	No. 10 x 3/8" Binding head screw & washer ass'y.	42802-S8	4
	56-57	S	No. 10 Internal tooth lockwasher	34903-S8	4
02180-1	FRAME ASS'Y. (COWL SIDE VENTILATOR)				
	56-57	S	R. H.	B6S 4002180-A	1
	56-57	S	L. H.	B6S 4002181-A	1
	56-57	S	No. 10 x 5/8" Round head self-tapping screw		4
	56-57	S	No. 10 Flat washer	44716-S8	4
02202	GROMMET (COWL SIDE VENTILATOR CONTROL ROD)				
	57	S		B7S 4002202-A	1
02204	ANTI-SQUEAK (COWL TOP VENTILATOR GRILLE)				
	57	81		B7C 8102204-A	6
	57	A	Cut off 1 3/4"	B7C 8102204-A	7
02207	TUBE (COWL TOP INNER PANEL DRAIN)				
	57	A		B7A 7002207-A	2
	57	A	Retainer	B7A 7002212-A	2
02212	RETAINER (COWL TOP INNER PANEL DRAIN TUBE)				
	57	A		B7A 7002212-A	2
02216	GRILLE (COWL SIDE VENTILATOR)				
	56-57	S		B6S 4002216-A	1
02228	GRILLE (COWL TOP VENTILATOR)				
	57	A		B7A 7002228-A	1
	57	81, 82, 85		B7C 8102228-A	1
	57	A	No. 10 x 3/8" Binding head sheet metal screw	32917-S7	9
02280-1	SCREEN ASS'Y. (COWL SIDE VENTILATOR)				
	56-57	S	R. H.	B6S 4002280-A	1
	56-57	S	L. H.	B6S 4002281-A	1
		S	No. 10 x 5/8" Round head self-tapping screw		8
		S	No. 10 Flat washer	44716-S8	8
023				B7A 7002285-A	1
				BAAA 8102330-A	1
				BAAA 8102330-A	1



**BUY IT NOW!**

**Click Here To Order**



# FORD Car, Truck and Thunderbird BODY PARTS CATALOG

17

GROUP NUMBER	PART NAME		DESCRIPTION, SIZE, ETC.	PART NUMBER	NO. REQD.
	YEAR	BODY TYPES			
<b>02354-5 RETAINER (COWL TRIM CARDBOARD)</b>					
	53-54	A	R. H. -Paint to match	BA 7002354-BP	1
	53-54	A	L. H. -Paint to match	BA 7002355-BP	1
	55-56	A	R. H. -Paint to match	B5A 7002354-AP	1
	55-56	A	L. H. -Paint to match	B5A 7002355-AP	1
	53-56	81, 82, 85	R. H. -Paint to match-cut as desired	B6C 8102354-BP	1
	53-56	81, 82, 85	L. H. -Paint to match-cut as desired	B6C 8102355-BP	1
	53-56	81, 82, 85	No. 6 x 3/8" Binding head sheet metal screw	32914-S8	6
	55-57	S	R. H. -Paint to match	B68 4002354-BP	1
	55-57	S	L. H. -Paint to match	B68 4002355-BP	1
	57	A	R. H. -Paint to match	B7A 7002354-AP	1
	57	A	L. H. -Paint to match	B7A 7002355-AP	1
<b>02356-7 REINFORCEMENT (COWL SIDE PANEL OUTER AT WHEELHOUSE OPENING)</b>					
	53-57	J85	R. H.	BRAA 8502356-A	1
	53-57	J85	L. H.	BRAA 8502357-A	1
<b>02446 SUPPORT (FRONT WHEELHOUSE CENTER REAR)</b>					
	53-56	J85	37" long	BRAA 8502446-A	1
	57	J85	42" long	B7J 8502446-A	1
	53-57	J85	3/8"-24 x 1" Hex, head bolt	20389-S8	4
	53-57	J85	3/8" Lockwasher	34807-S8	4
	53-57	J85	3/8" Flat washer	44726-S8	4
	53-57	J85	3/8"-24 Hex, nut	33800-S8	4
<b>02452-3 PANEL (FRONT WHEELHOUSE SPLASH)</b>					
	57	91	R. H.	B7T 9102452-A	1
	57	91	L. H.	B7T 9102453-A	1
<b>02456-7 PANEL (SIDE WINDOW HEADER)-OUTER</b>					
	53-57	J85	R. H.	8J 8502456	1
	53-57	J85	L. H.	8J 8502457	1
<b>02458-9 PANEL (SIDE WINDOW HEADER)-INNER</b>					
	53-57	J85	R. H.	8J 8502458	1
	53-57	J85	L. H.	8J 8502459	1
<b>02480-1 EXTENSION (FRONT WHEELHOUSE PANEL)</b>					
	57	91	R. H.	B7T 9102480-A	1
	57	91	L. H.	B7T 9102481-A	1
<b>02482-3 PANEL (DASH SUPPORT TO COWL SIDE SEAL)</b>					
	53-56	J85	R. H.	8J 8502482-B	1
	53-56	J85	L. H.	8J 8502483-B	1
<b>02484 SEAL (DASH SUPPORT TO COWL SIDE)</b>					
	53-56	J85	31 3/4" long-rubber	8J 8502484	2
<b>02486 EXTENSION (WHEELHOUSE INNER PANEL TO FRONT BODY SUPPORT PANEL)</b>					
			R. H.	8J 8502486	1
				8J 8502488	1

02.

**100% SATISFACTION GUARANTEED**

**BUY IT NOW!**

**Click Here To Order**



# 18 FORD Car, Truck and Thunderbird BODY PARTS CATALOG

GROUP NUMBER	PART NAME		DESCRIPTION, SIZE, ETC.	PART NUMBER	NO. REQD.
	YEAR	BODY TYPES			
02500-1	PILLAR ASS'Y. (FRONT BODY)				
	55-56	S	R. H.	B5S 4002500-A	1
	55-56	S	L. H.	B5S 4002501-A	1
02506	PANEL (BODY PILLAR)-OUTER				
	53-57	J85		8J 8502506	2
02508-9	PILLAR (FRONT BODY)-UPPER INNER				
	55	80	R. H. -Use with short or long windlace	B5A 6002508-C	1
	55	80	L. H. -Use with short or long windlace	B5A 6002509-C	1
	55	76	R. H.	B5A 7602508-A	1
	55	76	L. H.	B5A 7602509-A	1
	56	57	R. H.	B5A 6002508-C	1
	56	57	L. H.	B5A 6002509-C	1
	55-56	64	R. H. -Use with long or short windlace	B5A 6402508-A	1
	55-56	64	L. H. -Use with long or short windlace	B5A 6402509-B	1
	55-56	59, 70, 73, 78, 79	R. H.	B6A 7002508-A	1
	55-56	59, 70, 73, 78, 79	L. H.	B6A 7002509-A	1
	56	76	R. H.	B6A 7602508-A	1
	56	76	L. H.	B6A 7602509-A	1
	57	57, 63	R. H.	B7A 5702508-A	1
	57	57, 63	L. H.	B7A 5702509-A	1
	57	58, 64	R. H.	B7A 6402508-A	1
	57	58, 64	L. H.	B7A 6402509-A	1
	57	59, 66, 70, 73, 78, 79	R. H.	B7A 7002508-A	1
	57	59, 66, 70, 73, 78, 79	L. H.	B7A 7002509-A	1
	57	51, 76	R. H.	B7A 7602508-A	1
	57	51, 76	L. H.	B7A 7602509-A	1
02516-7	PILLAR (FRONT BODY)-UPPER OUTER				
	53-54	59, 70, 72, 73, 78, 79	R. H.	BA 7002516-C	1
	53-54	59, 70, 72, 73, 78, 79	L. H.	BA 7002517-C	1
	55	60	R. H. -Use with long windlace	B5A 6002516-B	1
	55	60	L. H. -Use with long windlace	B5A 6002517-B	1
	55	60	R. H. -Use with short windlace	B5A 6002516-C	1
	55	60	L. H. -Use with short windlace	B5A 6002517-C	1
	56	57	R. H.	B5A 6002516-C	1
	56	57	L. H.	B5A 6002517-C	1
	55-56	64	R. H.	B5A 6402516-A	1
	55-56	64	L. H.	B5A 6402517-A	1
	55-56	59, 70, 73, 78, 79	R. H.	B5A 7002516-B	1
	55-56	59, 70, 73, 78, 79	L. H.	B5A 7002517-B	1
	57	59, 66, 70, 73, 78, 79	R. H.	B7A 7002516-A	1
	57	59, 66, 70, 73, 78, 79	L. H.	B7A 7002517-A	1
	57	76	R. H.	B7A 7602516-A	1
	57	76	L. H.	B7A 7602517-A	1
02520-1	REINFORCEMENT ASS'Y. (FRONT BODY PILLAR)				
	55-57	S	R. H.	B6S 4002520-A	1
	55-57	S	L. H.	B6S 4002521-A	1
0252	PILLAR ASS'Y. (FRONT BODY)-UPPER INNER				
				BM 6002522-B	1
				BM 6002523-B	1
				BA 7002522-C	1
				BA 7002523-C	1
				BA 7602522-A	1
				BA 7602523-A	1



**BUY IT NOW!**

**Click Here To Order**



# FORD Car, Truck and Thunderbird BODY PARTS CATALOG

19

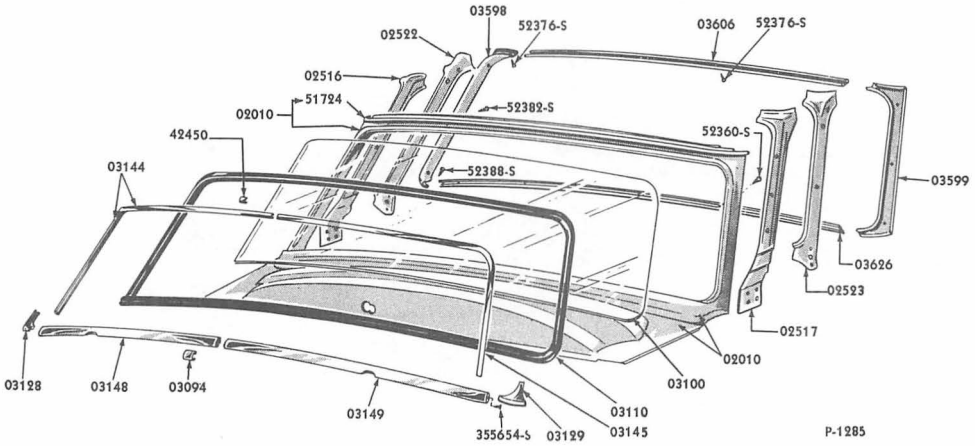
GROUP NUMBER	PART NAME		DESCRIPTION, SIZE, ETC.	PART NUMBER	NO. REQD.
	YEAR	BODY TYPES			
02536-7	PILLAR ASS'Y. (FRONT BODY)-UPPER OUTER				
	53-54	60	R. H.	BM 6002536-B	1
	53-54	60	L. H.	BM 6002537-B	1
	57	57, 63	R. H.	B7A 5702536-A	1
	57	57, 63	L. H.	B7A 5702537-A	1
	57	58, 64	R. H.	B7A 6402536-A	1
	57	58, 64	L. H.	B7A 6402537-A	1
02546	STABILIZER (INSTRUMENT PANEL)-FRONT BODY PILLAR TO DASH				
	55-57	S		B5S 4002546-A	2
	55-57	S	5/16" Flat washer	44722-S8	6
	55-57	S	5/16"-24 Locknut	34392-S7	6
02594-5	RETAINER (FRONT BODY PILLAR UPPER WEATHERSTRIP)				
	53-54	60		BA 6002594-A	2
	53-54	60	No. 6 x 3/4" Oval head sheet metal screw	33000-S13	10
	55	76	11.38" long	B5A 7602594-A	2
	55	60	R. H. -14.90" long-Use with short windlace	B5A 6002594-B	1
	55	60	L. H. -14.90" long-Use with short windlace	B5A 6002595-B	1
	56	57	R. H.	B5A 6002594-B	1
	56	57	L. H.	B5A 6002595-B	1
	55-56	64	R. H. -Cut to 13.03" long-Use with short windlace	B5A 6002594-B	1
	55-56	64	L. H. -Cut to 13.03" long-Use with short windlace	B5A 6002595-B	1
	56	76		B6A 7602594-A	2
02614	RETAINER (DOOR OPENING WINDLACE)				
	55-56	A		B5A 7002614-A	2to18
	57	51, 57A, 58, 59, 63A, 70, 73, 76		B7A 7002614-A	16to56
		78, 79			
02626-7	WEATHERSTRIP (FRONT BODY PILLAR)-UPPER				
	53-54	60	Serviced in BA 6051222-3-A-Roof rail side weatherstrip		
	53-54	76	R. H.	BA 7602626-B	1
	53-54	76	L. H.	BA 7602627-B	1
	53-54	76	No. 8 x 1/2" Cross recess pan head self-tapping screw	52726-S13	2
	55	60	15.76" long-Use with short windlace	B5A 6002626-A	2
	56	57		B5A 6002626-A	2
	55-56	64	Cut to 13.27" long-Use with short windlace	B5A 6002626-A	2
	55-57	S	R. H.	B5S 4002626-A	1
	55-57	S	L. H.	B5S 4002627-A	1
	55-57	S	No. 4-24 x 1/4" Cross recess flat head self-tapping screw	52050-S13	8
03014	FRAME ASS'Y. (WINDSHIELD)				
	53-56	J85	Inner	2J 8503014-A	1
	55-57	S		B5S 4003014-A	1
03017	PANEL (WINDSHIELD CENTER POST)-OUTER				
	53-57	J85		8J 8503017	1
03060-1	EXTENSION (WINDSHIELD SIDE INNER FRAME)				
		S	R. H.	B5S 4003060-A	1
			L. H.	B5S 4003061-A	1
03061	EXTENSION (WINDSHIELD SIDE OUTER FRAME)				
		S		B5S 4003064-A	1
		S		B5S 4003065-A	1



**BUY IT NOW!**

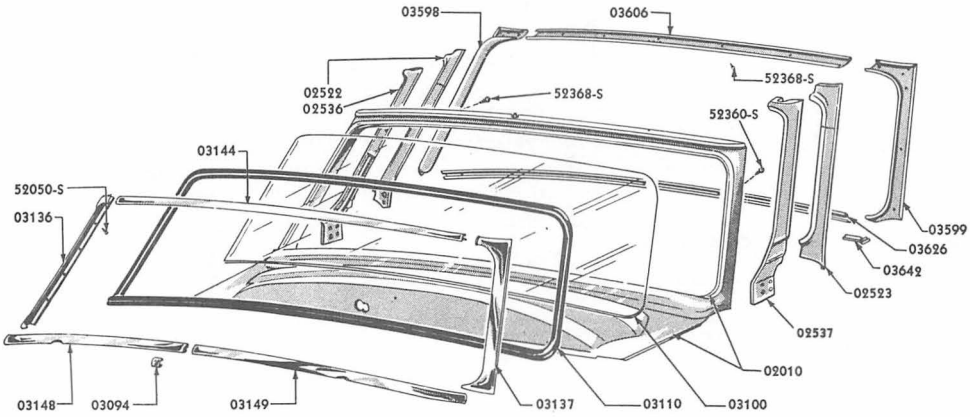
**Click Here To Order**





**1953-54 WINDSHIELD PARTS — (BODY TYPES 59B, 70B, 72B, 73B, 79)**

Group numbers only shown on illustration. Refer to group for complete Part Number.



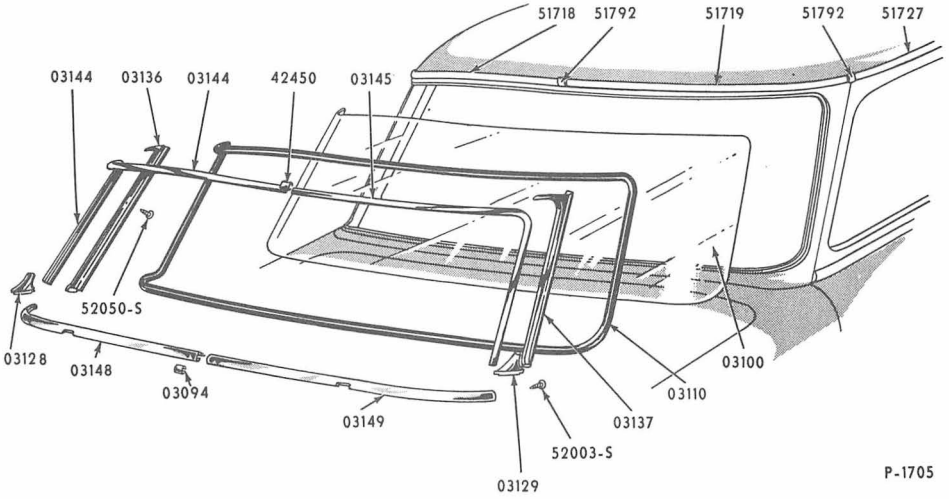
**SATISFACTORY 100% GUARANTEED**

**BUY IT NOW!**

**Click Here To Order**

**(BODY TYPE 60 & 76)**

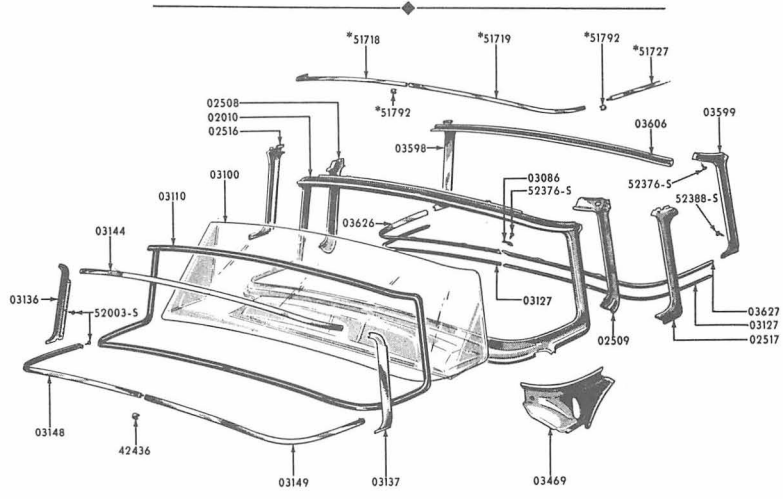
er to group for complete Part Number.



P-1705

1954 WINDSHIELD PARTS — (BODY TYPE 73C)

Group numbers only shown on illustration. Refer to group for complete Part Number.



ON MODELS 60B, 70C, 73C ONLY

P-1750



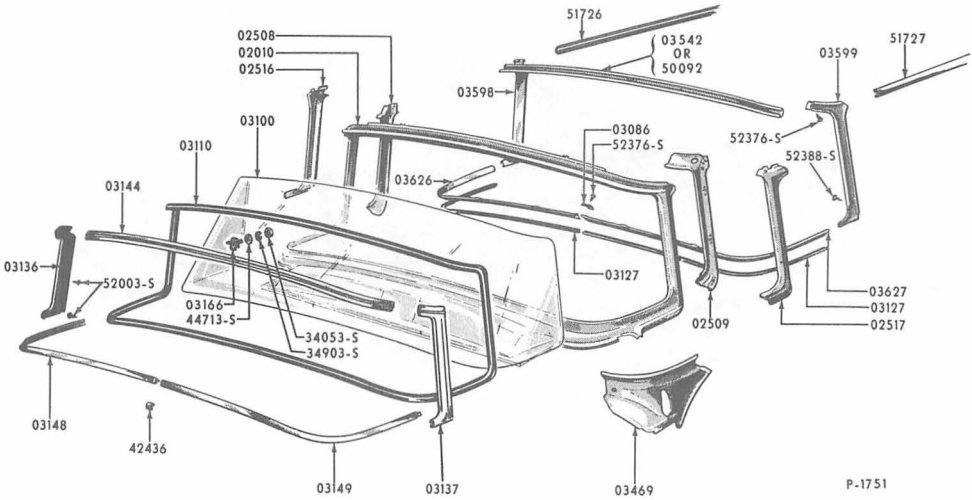
**BUY IT NOW!**

**Click Here To Order**

BY TYPES 57, 59, 60, 70, 73, 78, 79)

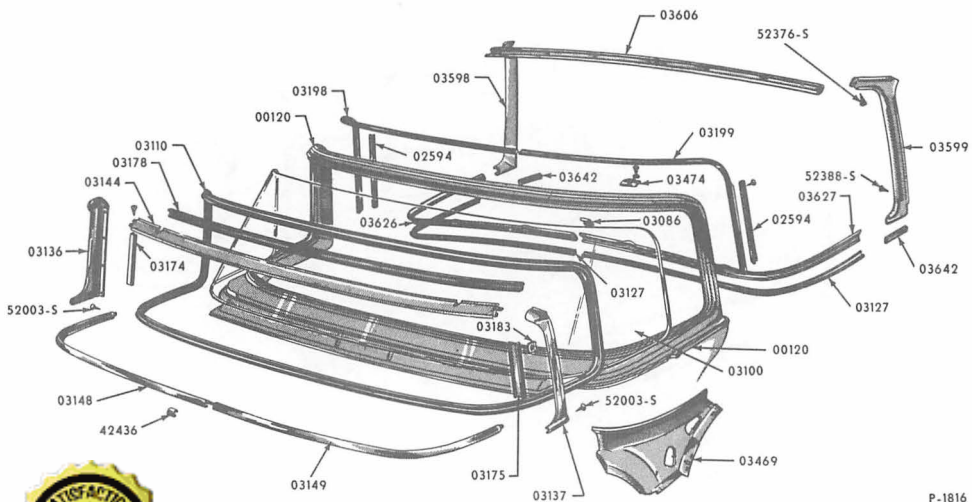
to group for complete Part Number.





**1955-56 WINDSHIELD PARTS (BODY TYPE 64)**

Group numbers only shown on illustration. Refer to group for complete Part Number.



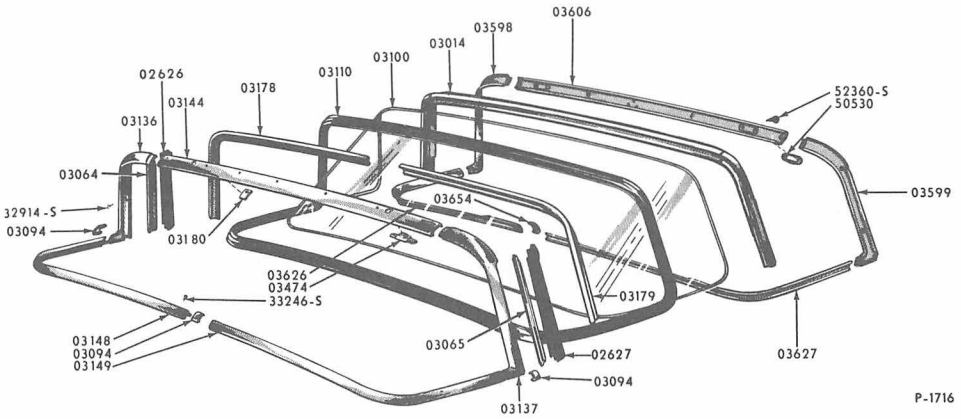
**BUY IT NOW!**

**Click Here To Order**

**S (BODY TYPE 76)**

Refer to group for complete Part Number.

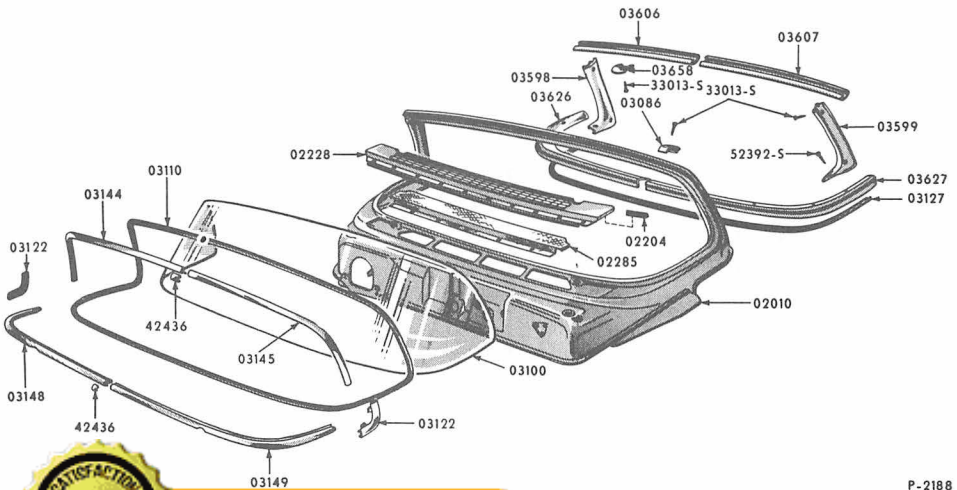




P-1716

1955-57 THUNDERBIRD WINDSHIELD PARTS

Group numbers only shown on illustration. Refer to group for complete Part Number.



P-2188



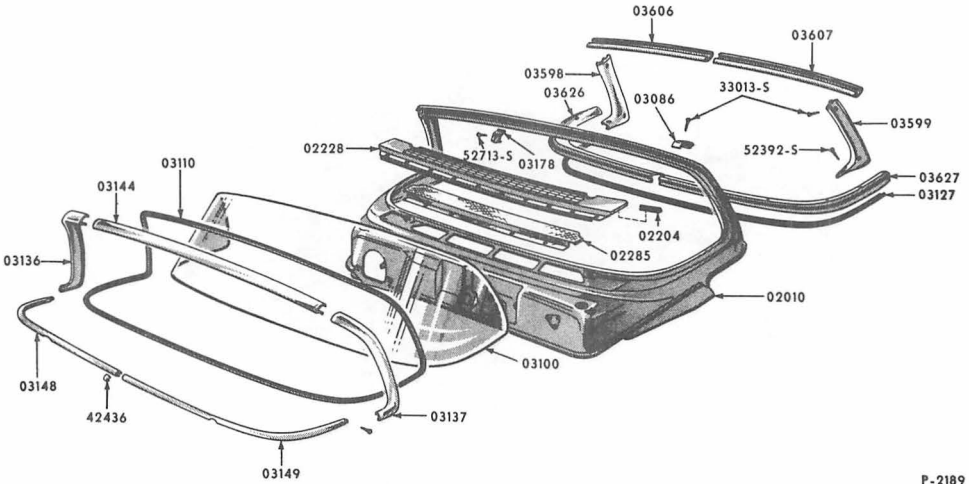
**BUY IT NOW!**

**Click Here To Order**

(PAGES 59, 66, 70, 73, 78, 79)

to group for complete Part Number.

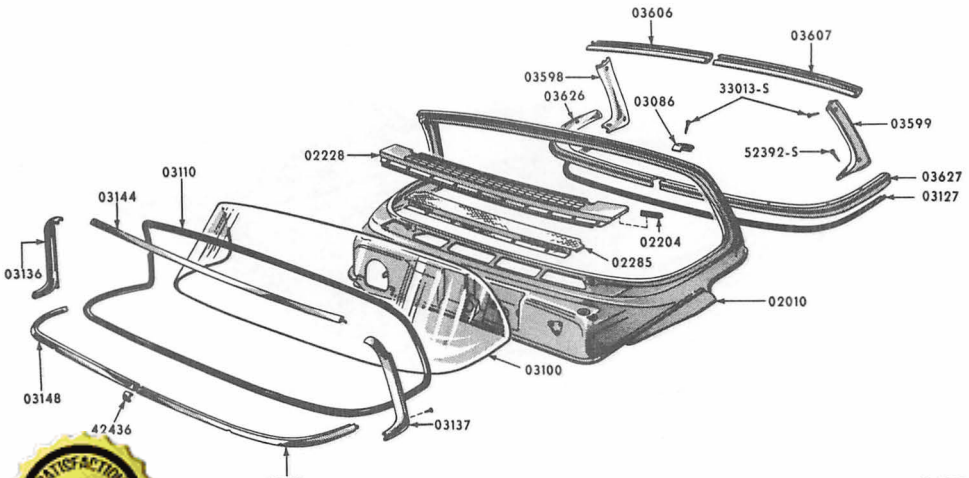




P-2189

**1957 WINDSHIELD PARTS (BODY TYPES 57A, 58B, 63A, 64B)**

Group numbers only shown on illustration. Refer to group for complete Part Number.



P-2190



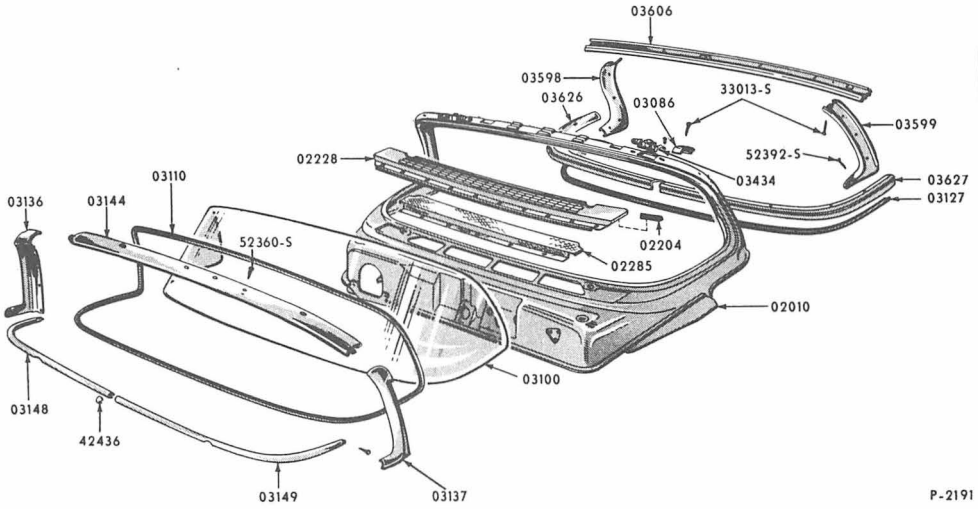
**BUY IT NOW!**

**Click Here To Order**

**TYPES 57B, 58A, 63B, 64A)**

Refer to group for complete Part Number.





P-2191

1957 WINDSHIELD PARTS (BODY TYPE 76)

Group numbers only shown on illustration. Refer to group for complete Part Number.

GROUP NUMBER	PART NAME		DESCRIPTION, SIZE, ETC.	PART NUMBER	NO. REQ'D.
	YEAR	BODY TYPES			
03086	COVER (WINDSHIELD LOWER MOULDING JOINT)				
	55	A	Chrome - Paint as desired	B5A 7603086-A	1
	56	A	Paint as desired	B6A 7003086-AP	1
	57	A		B7A 7003086-AP	1
03094	COVER (WINDSHIELD OUTSIDE BELT MOULDING JOINT)				
	53-55	A		BA 7003094-A	1
	55-57	S		B5S 4003094-B	3
	56-57	81B, 82B		B6C 8103094-A	4
	56-57	81	When wrap around back window is used	B6C 8103094-A	4
03097	COVER (FOLDING TOP HEADER MOULDING JOINT)				
	55	40A	Used with 2 piece moulding	B2A 7303097-A	1
03100-1	GLASS ASS'Y. (WINDSHIELD)				
	53-54	59, 70, 72, 73, 78, 79	Clear	BA 7003100-B	1
	53-54	59, 70, 72, 73, 78, 79	Tinted	BC 7003100-A	1
	53-54	60, 76	Clear	BA 7603100-B	1
	53-54	60, 76	Tinted	BC 7603100-A	1
	55-57	S	Clear	B5S 4003100-A	1
	55-57	S	Tinted	B5S 4003100-B	1
	82, 85		Clear	BAAA 8103100-A	1
				BAAA 8103100-B	1
				B5A 7003100-E	1
				B5A 7003100-F	1
				B5A 7603100-A	1
				B5A 7603100-B	1



**BUY IT NOW!**

**Click Here To Order**



26 **FORD Car, Truck and Thunderbird BODY PARTS CATALOG**

GROUP NUMBER	PART NAME		DESCRIPTION, SIZE, ETC.	PART NUMBER	NO. REQ'D.
	YEAR	BODY TYPES			

03100-1 GLASS ASS'Y. (WINDSHIELD) - CONTINUED

56	81, 82, 85	Clear	B8C 8103100-A	1
56	81, 82, 85	Tinted	B6C 8103100-B	1
57	51, 57, 58, 63, 64, 76	Clear	B7A 6403100-A	1
57	51, 57, 58, 63, 64, 76	Tinted	B7A 6403100-B	1
57	59, 66, 70, 73, 78, 79	Clear	B7A 7003100-A	1
57	59, 66, 70, 73, 78, 79	Tinted	B7A 7003100-B	1
57	81, 82, 85	Clear	B7C 8103100-A	1
57	81, 82, 85	Tinted	B7C 8103100-B	1
53-57	J85	Clear	1J 8503100	2
53-57	J85	Tinted	BRAA 8503100-A	2
57	91	R. H. -Clear	B7T 9103100-A	1
57	91	L. H. -Clear	B7T 9103101-A	1
57	91	R. H. -Tinted	B7T 9103100-B	1
57	91	L. H. -Tinted	B7T 9103101-B	1

03110 WEATHERSTRIP ASS'Y. (WINDSHIELD)

53-54	59A, 70A, 72C, 73A, 78		BA 7003110-E	1
54	59B		BA 7003110-F	1
53-54	60, 76		BA 7603110-D	1
53-54	70B, 72B, 73B, 73C, 79		BA 7003110-F	1
55	59A, 64, 70A, 70D, 73A, 78	With belt moulding	B5A 7003110-G	1
53-55	81, 82, 85		BAAA 8103110-A	1
55-56	59A, 70A, 70D, 73A, 78	Without belt moulding	B5A 7003110-J	1
56	78	With belt moulding	B5A 7003110-G	1
55-56	57, 59B, 60, 70B, 70C, 73B, 73C, 79	With belt moulding	B5A 7003110-H	1
56	59A, 70A, 70D, 73A	With belt moulding	B5A 7003110-H	1
56	64		B5A 7003110-G	1
55-56	76	With belt moulding	B5A 7603110-B	1
56	81A, 82A, 85		B6C 8103110-A	1
56	81B, 82B		B6C 8103110-B	1
56	81	Units with wrap around back window	B6C 8103110-B	1
55-57	S		B5S 4003110-A	1
57	51A, 57A, 58B, 63A, 64B, 76		B7A 6403110-A	1
57	57B, 58A, 63B, 64A		B7A 6403110-B	1
57	59, 66, 70, 73, 78, 79		B7A 7003110-A	1
57	81A, 82A, 85		B7C 8103110-A	1
57	81B, 82B		B7C 8103110-B	1
57	81A	Units with wrap around back window	B7C 8103110-B	1
53-57	J85		1J 8503110	2
57	91		B7C 9103110-A	1

03119 INSERT (WINDSHIELD WEATHERSTRIP)

53-57	J85	120" long	1J 8503119	2
-------	-----	-----------	------------	---

03122 MOULDING ASS'Y. (WINDSHIELD) - OUTSIDE - LOWER CORNER

57	59, 66, 70, 73, 78, 79		B7A 7003122-A	2
----	------------------------	--	---------------	---

03127 WELT ASS'Y. (WINDSHIELD FINISH STRIP)

53-54	A	60" long - rubber	BA 7003127-A	1
55	A	Cut to 36"	BA 7003127-A	2
	A	70" long-Rubber-Use with safety pad	B6A 7003127-C	1
		30" long-rubber	B6A 7003127-B	2
		48" long-rubber-cut as required	B7A 7003127-B	AR

			BA 7003128-D	1
			BA 7003129-D	1
			BC 7303128-A	1
			BC 7303129-A	1



**BUY IT NOW!**

**Click Here To Order**



# FORD Car, Truck and Thunderbird BODY PARTS CATALOG

GROUP NUMBER	PART NAME		DESCRIPTION, SIZE, ETC.	PART NUMBER	NO. REQD.
	YEAR	BODY TYPES			
<b>03136-7 MOULDING (WINDSHIELD)—OUTSIDE—SIDE</b>					
	53-54	60, 76	R. H. -Rustless Steel	BF 7603136-A	1
	53-54	60, 76	L. H. -Rustless Steel	BF 7603137-A	1
	53-54	60, 76	No. 4 x 3/8" Cross recess flat head self-tapping screw	52003-S13	4
	53-54	60, 76	No. 4 x 1/4" Cross recess flat head self-tapping screw	52050-S13	8
	54	73C	R. H. -Rustless Steel	BC 7303136-B	1
	54	73C	L. H. -Rustless Steel	BC 7303137-B	1
	54	73C	No. 4 x 3/8" Cross recess flat head self-tapping screw	52003-S13	4
	54	73C	No. 4 x 1/4" Cross recess flat head self-tapping screw	52050-S13	8
	55	59B, 70B, 70C, 73B, 73C, 79	R. H. -Rustless Steel	B5A 7003136-A	1
	55	59B, 70B, 70C, 73B, 73C, 79	L. H. -Rustless Steel	B5A 7003137-A	1
	55	60	R. H. -Rustless Steel	B5A 6003136-A	1
	55	60	L. H. -Rustless Steel	B5A 6003137-A	1
	56	57	R. H.	B6A 5703136-A	1
	56	57	L. H.	B6A 5703137-A	1
	55-56	64A, 64B, 64C	R. H.	B5A 6403136-A	1
	55-56	64A, 64B, 64C	L. H.	B5A 6403137-A	1
	56	64D	R. H.	B6A 6403136-B	1
	56	64D	L. H.	B6A 6403137-B	1
	56	59A, 59B, 70, 73	R. H.	B6A 7003136-A	1
	56	59A, 59B, 70, 73	L. H.	B6A 7003137-A	1
	56	59C	R. H.	B5A 7003136-B	1
	56	59C	L. H.	B5A 7003137-B	1
	55-56	76	R. H.	B5A 7603136-A	1
	55-56	76	L. H.	B5A 7603137-A	1
	55	76	Clip (retaining)	B5A 7603183-A	4
	56	79	R. H.	B5A 7003136-A	1
	56	79	L. H.	B5A 7003137-A	1
	55-56	57, 59B, 59C, 60, 64, 70B, 70C, 73B, 73C, 76, 79	No. 4 x 3/8" Cross recess flat head self-tapping screw	52003-S13	2to6
	55-57	S	R. H. -Rustless Steel	B5S 4003136-B	1
	55-57	S	L. H. -Rustless Steel	B5S 4003137-B	1
	55-57	S	No. 6 x 3/8" binding head self-tapping screw	32914-S8	10
	57	51A	R. H.	B7A 5103136-A	1
	57	51A	L. H.	B7A 5103137-A	1
	57	57A, 58B, 63A, 64B	R. H.	B7A 6403136-A	1
	57	57A, 58B, 63A, 64B	L. H.	B7A 6403137-A	1
	57	57B, 58A, 63B, 64A	R. H.	B7A 6403136-B	1
	57	57B, 58A, 63B, 64A	L. H.	B7A 6403137-B	1
	57	76	R. H.	B7A 7603136-A	1
	57	76	L. H.	B7A 7603137-A	1
<b>03144-5 MOULDING (WINDSHIELD)—OUTSIDE—TOP</b>					
	54	59B	R. H. -Rustless Steel	BA 7003144-B	1
	54	59B	L. H. -Rustless Steel	BA 7003145-B	1
	53-54	60, 76	Rustless Steel	BA 7603144-B	1
	53-54	70B, 72B, 73B, 73C, 79	R. H. -Rustless Steel	BA 7003144-B	1
	53-54	70B, 72B, 73B, 73C, 79	L. H. -Rustless Steel	BA 7003145-B	1
	56	59C	Rustless steel	B6A 7003144-A	1
	56	64	Rustless steel	B5A 6403144-A	1
	56	59B, 60, 70B, 70C, 73B, 73C, 79	Rustless steel	B5A 7003144-D	1
	56	57, 59A, 59B, 70, 73, 79	Rustless steel	B5A 7003144-D	1
				B5A 7603144-A	1
				B6C 8103144-A	1
				B6C 8103145-A	1
			wrap around back window	B6C 8103144-A	1
			wrap around back window	B6C 8103145-A	1



**BUY IT NOW!**

**Click Here To Order**



# FORD Car, Truck and Thunderbird BODY PARTS CATALOG

GROUP NUMBER	PART NAME		DESCRIPTION, SIZE, ETC.	PART NUMBER	NO. REQ'D.
	YEAR	BODY TYPES			
03144-5	MOULDING (WINDSHIELD) - OUTSIDE - TOP - CONTINUED				
	55-57	S	Rustless Steel	B5S 4003144-A	1
	55-57	S	Clip (retaining)	B6S 4003180-A	8
	57	51A		B7A 5103144-A	1
	57	57A, 58B, 63A, 64B		B7A 6403144-A	1
	57	57A, 58B, 63A, 64B	Retainer	B7A 6403178-A	3
	57	57B, 58A, 63B, 64A		B7A 6403144-B	1
	57	59, 66, 70, 73, 78, 79	R. H.	B7A 7003144-A	1
	57	59, 66, 70, 73, 78, 79	L. H.	B7A 7003145-A	1
	57	76		B7A 7603144-A	1
	57	81B, 82B,	R. H.	B7C 8103144-A	1
	57	81B, 82B	L. H.	B7C 8103145-A	1
	57	81A	R. H. -Units with wrap around back window	B7C 8103144-A	1
	57	81A	L. H. -Units with wrap around back window	B7C 8103145-A	1

03148-9	MOULDING (WINDSHIELD)-OUTSIDE-BELT				
	53-54	59, 60, 70, 72, 73, 76, 78, 79	R. H. -Rustless Steel	BA 7003148-A	1
	53-54	59, 60, 70, 72, 73, 76, 78, 79	L. H. -Rustless Steel	BA 7003149-A	1
	53-54	59, 70, 72, 73, 76, 78, 79	No. 4 x 1/2" Cross recess flat head self-tapping screw	355654-S13	2
	53-54	60	No. 4 x 3/8" Cross recess flat head self-tapping screw	52003-S13	2
	55	59B, 70B, 70C, 73B, 73C, 78, 79	R. H. -Rustless steel	B5A 7003148-A	1
	55	59B, 70B, 70C, 73B, 73C, 78, 79	L. H. -Rustless steel	B5A 7003149-A	1
	55-56	60, 64, 76	R. H. -Rustless steel	B5A 6003148-A	1
	55-56	60, 64, 76	L. H. -Rustless steel	B5A 6003149-A	1
	56	57	R. H.	B6A 5703148-A	1
	56	57	L. H.	B6A 5703149-A	1
	55-56	57, 60, 64, 76	No. 6 x 3/4" Oval head sheet metal screw	33000-S13	2
	56	59A, 59B, 70, 73	R. H.	B6A 7003148-A	1
	56	59A, 59B, 70, 73	L. H.	B6A 7003149-A	1
	56	59C, 78, 79	R. H.	B5A 7003148-A	1
	56	59C, 78, 79	L. H.	B5A 7003149-A	1
	55-56	59, 70, 73, 78, 79	No. 4 x 3/8" Cross recess flat head self-tapping screw	52003-S13	2
	56	81B, 82B	R. H.	B6C 8103148-A	1
	56	81B, 82B	L. H.	B6C 8103149-A	1
	56	81	R. H. -Units with wrap around back window	B6C 8103148-A	1
	56	81	L. H. -Units with wrap around back window	B6C 8103149-A	1
	55-57	S	R. H. -Rustless Steel	B5S 4003148-A	1
	55-57	S	L. H. -Rustless Steel	B5S 4003149-A	1
	57	51A, 57, 58, 63, 64, 76	R. H.	B7A 6403148-A	1
	57	51A, 57, 58, 63, 64, 76	L. H.	B7A 6403149-A	1
	57	59, 66A, 70, 73, 78, 79	R. H.	B7A 7003148-A	1
	57	59, 66A, 70, 73, 78, 79	L. H.	B7A 7003149-A	1
	57	81B, 82B	R. H.	B7C 8103148-A	1
	57	81B, 82B	L. H.	B7C 8103149-A	1
	57	81A	R. H. -Units with wrap around back window	B7C 8103148-A	1
	57	81A	L. H. -Units with wrap around back window	B7C 8103149-A	1

03162	BAR (WINDSHIELD DIVISION) - INNER				
	57	91		B7T 9103162-A	1

031	WINDSHIELD DIVISION - WINDSHIELD DIVISION (FOR MOULDING)				
				B5A 6403166-A	8
				M 5397-B	AR
				44716-S8	8
			lockwasher	34903-S8	8
				34053-S8	8



## BUY IT NOW!

Click Here To Order



# FORD Car, Truck and Thunderbird BODY PARTS CATALOG 29

GROUP NUMBER	PART NAME		DESCRIPTION, SIZE, ETC.	PART NUMBER	NO. REQ'D.
	YEAR	BODY TYPES			
03174-5	<b>RETAINER (WINDSHIELD OUTSIDE SIDE MOULDING)</b>				
	55	76	R. H.	B5A 7603174-A	1
	55	76	L. H.	B5A 7603175-A	1
03178-9	<b>RETAINER (WINDSHIELD OUTSIDE TOP MOULDING)</b>				
	55-56	76		B5A 7603178-A	1
	55-57	S	R. H.	B5S 4003178-A	1
	55-57	S	L. H.	B5S 4003179-A	1
	57	57A, 58B, 63A, 64B		B7A 6403178-A	3
03180	<b>CLIP (WINDSHIELD OUTSIDE MOULDING RETAINER)</b>				
	55-57	S		B6S 4003180-A	7or8
03183	<b>CLIP (WINDSHIELD OUTSIDE SIDE MOULDING RETAINING)</b>				
	55	76		B5A 7603183-A	4
03191	<b>BRACKET (WINDSHIELD WIPER MOTOR MOUNTING)</b>				
	53-57	J85		8J 8503191	2
03198-9	<b>WEATHERSTRIP (WINDSHIELD UPPER GARNISH MOULDING)</b>				
	55	76	R. H. -Cut as required	B6A 7603198-C	1
	55	76	L. H. -Cut as required	B6A 7603199-C	1
	56	76	R. H. -Manual locking clamp	B6A 7603198-A	1
	56	76	L. H. -Manual locking clamp	B6A 7603199-A	1
	57	51, 76	R. H.	B7A 7603198-A	1
	57	51, 76	L. H.	B7A 7603199-A	1
03228-9	<b>WING ASS'Y. (WINDSHIELD SIDE)</b>				
	56-57	S	R. H. -Clear glass	B6S 4003228-A	1
	56-57	S	L. H. -Clear glass	B6S 4003229-A	1
	56-57	S	Replace clear glass with tinted when desired- Refer Group 03238		
03232-3	<b>BRACKET ASS'Y. (WINDSHIELD SIDE WING LOWER HINGE)</b>				
	56-57	S	R. H.	B6S 4003232-A	1
	56-57	S	L. H.	B6S 4003233-A	1
	56-57	S	No. 6 x 1/4" Cross recess binding head self-tapping screw		4
	56-57	S	No. 6 Lockwasher	34801-S7	4
03234	<b>BUSHING (WINDSHIELD SIDE WING HINGE)</b>				
	56-57	S		B6S 4003234-A	4
03238	<b>GLASS ASS'Y. (WINDSHIELD SIDE WING)</b>				
	56-57	S	Clear	B6S 4003238-A	2
	56-57	S	Tinted	B6S 4003238-B	2
03410	<b>PANEL (WINDSHIELD HEADER) - INNER</b>				
	57	81		B7T 9103410-A	1
03422	<b>PANEL (WINDSHIELD HEADER)-OUTER</b>				
	56-57	J85		8J 8503422	1
03442	<b>DOWEL (WINDSHIELD HEADER)-CENTER</b>				
	76		Bronze	BA 7603442-A	1
	76		1/4" x 3/4" Cross recess flat head screw	50035-813	2
			with lockwasher	34940-S7-8	2
				BA 7603458-A	1
				BA 7603459-A	1
				B5S 4003458-B	2
				B5A 7603458-A	2



## BUY IT NOW!

Click Here To Order







# 30 FORD Car, Truck and Thunderbird BODY PARTS CATALOG

GROUP NUMBER	PART NAME		DESCRIPTION, SIZE, ETC.	PART NUMBER	NO. REQD.
	YEAR	BODY TYPES			
<b>03468-9 REINFORCEMENT (WINDSHIELD OPENING)-LOWER SIDE</b>					
	55-56	A	R.H.	B5A 7003468-A	1
	55-56	A	L.H.	B5A 7003469-A	1
	55-57	S	R.H.	B5S 4003468-A	1
	55-57	S	L.H.	B5S 4003469-A	1
	57	A	R.H.	B7A 7003468-A	1
	57	A	L.H.	B7A 7003469-A	1
<b>03470-1 EXTENSION (WINDSHIELD OPENING LOWER SIDE REINFORCEMENT)</b>					
	55-57	S	R.H.	B5S 4003470-A	1
	55-57	S	L.H.	B5S 4003471-A	1
<b>03472-3 PANEL (WINDSHIELD CORNER POST)-OUTER</b>					
	53-57	J85	R.H.	8J 8503472	1
	53-57	J85	L.H.	8J 8503473	1
<b>03474 PLATE (WINDSHIELD HEADER DOWEL STRIKER)</b>					
	55-56	76		B5A 7603474-A	2
	55-56	76	No. 12 Extension countersunk tooth lockwasher		4
	55-56	76	No. 12 x 5/8" Cross recess oval head screw		4
	55-57	S	Bronze or Brass	B5S 4003474-B	2
	57	76		B7A 7603474-A	2
<b>03490-1 PLATE (WINDSHIELD HEADER DOWEL ANCHOR)</b>					
	55-57	40B	R.H.	B5S 4003490-A	1
	55-57	40B	L.H.	B5S 4003491-A	1
<b>03542 MOULDING (WINDSHIELD HEADER)-INSIDE</b>					
	53-54	60	Paint to match	BA 6003542-BP	1
	53-54	60	No. 8 x 1/2" Cross recess washer head screw	357903-S8	3
	55-56	64A, 64C, 64D	Paint to match	B5A 6403542-AP	1
<b>03570 HANDLE (TOP LOCKING)</b>					
	53-54	76		BA 7603570-A	1
	53-54	76	No. 10-32 Set screw	351745-S8	1
<b>03598-9 MOULDING (WINDSHIELD GARNISH)-SIDE</b>					
	53-54	60	R.H. -Paint to match	BA 6003598-BP	1
	53-54	60	L.H. -Paint to match	BA 6003599-BP	1
	53-54	59, 70, 72, 73, 78, 79	R.H. -Paint to match	BF 7003598-AP	1
	53-54	59, 70, 72, 73, 78, 79	L.H. -Paint to match	BF 7003599-AP	1
	53-54	76	R.H. -Paint to match	BA 7603598-BP	1
	53-54	76	L.H. -Paint to match	BA 7603599-AP	1
	53-54	60, 76	No. 8 x 1" Oval head sheet metal screw	33013-S13	8
	53-54	59, 70, 72, 73, 78, 79	No. 8 x 1" Oval head sheet metal screw	33013-S13	2
	55	59, 60, 70, 73, 78, 79	No. 8 x 1" Oval head sheet metal screw	33013-S13	2
	53-54	59, 70, 72, 73, 78, 79	No. 8 x 1 1/2" Cross recess oval head self-tapping screw	52388-S13	8
	55	S	R.H. -Paint to match	B5S 4003598-A	1
	55	S	L.H. -Paint to match	B5S 4003599-A	1
	55	60	R.H. -Paint to match	B5A 6003598-CP	1
	55	60	L.H. -Paint to match	B5A 6003599-CP	1
	55	64	R.H. -Paint to match-use with long windlace	B5A 6403598-BP	1
	55	64	L.H. -Paint to match-use with long windlace	B5A 6403599-BP	1
	55	64	R.H. -Paint to match-use with short windlace	B5A 6403598-CP	1
	55	64	L.H. -Paint to match-use with short windlace	B5A 6403599-CP	1
	55	64	No. 8 x 3/4" Cross recess oval head self-tapping screw	52360-S13	4
				B5A 7003598-CP	1
				B5A 7003599-CP	1
			sheet metal screw	33013-S13	6or8
				B5A 7603598-A	1
				B5A 7603599-A	1



**BUY IT NOW!**

**Click Here To Order**



# FORD Car, Truck and Thunderbird BODY PARTS CATALOG

GROUP NUMBER	PART NAME		DESCRIPTION, SIZE, ETC.	PART NUMBER	NO. REQ'D.
	YEAR	BODY TYPES			

**03598-9 MOULDING (WINDSHIELD GARNISH)-SIDE -CONTINUED**

55	76		R. H. -Paint to match	B5A 7603598-BP	1
55	76		L. H. -Paint to match	B5A 7603599-BP	1
55	76		No. 8 x 7/8" Cross recess oval head self-tapping screw	52368-S23	4
55	76		No. 8 x 1/2" Cross recess binding head self-tapping screw	52726-S13	2
56	57		R. H. -Paint to match	B6A 6003598-AP	1
56	57		L. H. -Paint to match	B6A 6003599-AP	1
56	64		R. H. -Paint to match	B6A 6403598-AP	1
56	64		L. H. -Paint to match	B6A 6403599-AP	1
56	59, 70, 73, 78, 79		R. H. -Paint to match	B6A 7003598-AP	1
56	59, 70, 73, 78, 79		L. H. -Paint to match	B6A 7003599-AP	1
56	76		R. H. -Paint to match	B6A 7603598-BP	1
56	76		L. H. -Paint to match	B6A 7603599-BP	1
56-57	S		R. H.	B6S 4003598-A	1
56-57	S		L. H.	B6S 4003599-A	1
55-57	S		No. 8 x 1 1/2" Cross recess oval head self-tapping screw	52388-S13	2
57	51A		R. H. -Paint to match	B7A 5103598-AP	1
57	51A		L. H. -Paint to match	B7A 5103599-AP	1
57	57, 58, 63, 64		R. H. -Paint to match	B7A 6403598-AP	1
57	57, 58, 63, 64		L. H. -Paint to match	B7A 6403599-AP	1
57	59, 66A, 70, 73, 78, 79		R. H. -Paint to match	B7A 7003598-AP	1
57	59, 66A, 70, 73, 78, 79		R. H. -Paint to match	B7A 7003599-AP	1
57	76		R. H. -Paint to match	B7A 7603598-AP	1
57	76		L. H. -Paint to match	B7A 7603599-AP	1

**03606-7 MOULDING (WINDSHIELD GARNISH)-UPPER**

53-54	60		Paint to match	BA 6003606-AP	1
53-54	59, 70, 72, 73, 78, 79		Paint to match	BA 7003606-AP	1
53-54	76		Paint to match	BA 7603606-AP	1
53-54	60, 76		No. 8 x 7/8" Cross recess oval head self-tapping screw	52368-S23	4
53-54	59, 70, 72, 73, 78, 79		No. 8 x 1" oval head sheet metal screw	33013-S13	4or5
55	76		Chrome	B5A 7603606-A	1
55-56	57, 59, 60, 70, 73, 79		Paint to match	B5A 7003606-BP	1
55-56	76		Paint to match-used with manual locking mechanism	B5A 7603606-BP	1
55-56	78		Paint to match	B5A 7803606-BP	1
55-56	57, 59, 60, 70, 73, 78, 79		No. 8 x 1" oval head sheet metal screw	52376-S13	5or7
55-56	76		No. 8 x 1/2" Cross recess binding head self-tapping screw	52726-S13	2
55-56	76		No. 8 x 7/8" Cross recess oval head self-tapping screw	52368-S23	2
55-56	59, 60, 70, 73, 78, 79		No. 8 x 1" oval head sheet metal screw	33013-S13	5or7
55-57	S		Rustless Steel	B6S 4003606-C	1
55-57	S		No. 8 x 3/4" Cross recess oval head self-tapping screw	52360-S13	4
57	A except 51A, 76		R. H. -Paint to match	B7A 7003606-AP	1
57	A except 51A, 76		L. H. -Paint to match	B7A 7003607-AP	1
57	51A		R. H. -Paint to match	B7A 5103606-AP	1
57	51A		L. H. -Paint to match	B7A 5103607-AP	1
57	76		With manual header lock-Paint to match	B7A 7603606-AP	1

**03626-7 MOULDING (WINDSHIELD GARNISH)-LOWER**

A			Paint to match	BA 7603626-AP	1
A			No. 8 x 3/4" Cross recess oval head self-tapping screw	52360-S13	6
			Paint to match	B5A 7003626-BP	2
			Paint to match	B5A 7003627-BP	2
				B5A 7603626-A	1
				B5A 7603627-A	1



BUY IT NOW!

Click Here To Order



# 32 FORD Car, Truck and Thunderbird BODY PARTS CATALOG

GROUP NUMBER	PART NAME		DESCRIPTION, SIZE, ETC.	PART NUMBER	NO. REQ'D.
	YEAR	BODY TYPES			

## 03626-7 MOULDING (WINDSHIELD GARNISH) - LOWER - CONTINUED

53-55	81, 82, 85		Paint to match	B3C 8103626-AP	1
53-55	81, 82, 85		No. 8 x 1/2" Cross recess oval head screw	52388-S13	5
56	A		R. H. -Paint to match	B6A 7003626-AP	1
56	A		L. H. -Paint to match	B6A 7003627-AP	1
56	81, 82, 85		Paint to match	B8C 8103626-AP	1
55-57	S		R. H.	B5S 4003626-A	1
55-57	S		L. H.	B5S 4003627-A	1
55-57	S		No. 6 x 1" Cross recess oval head self-tapping screw		2
57	A		R. H. -Paint to match	B7A 7003626-AP	1
57	A		L. H. -Paint to match	B7A 7003627-AP	1
57	81, 82, 85		Paint to match	B7C 8103626-AP	1
57	81, 82, 85		No. 8-18 x 5/8" Cross recess oval head self-tapping screw	52482-S13	7
57	91		Paint to match	B7T 9103626-AP	1

## 03638 SUPPORT (WINDSHIELD LOWER GARNISH MOULDING)

57	91			B7T 9103638-A	5
----	----	--	--	---------------	---

## 03642 FILLER (WINDSHIELD FINISH MOULDING) - LOWER CORNER (WINDSHIELD GARNISH MOULDING)

53-54	A		Rubber	BF 7003642-B	2
-------	---	--	--------	--------------	---

## 03654 COVER (WINDSHIELD GARNISH MOULDING JOINT)-CENTER

55-57	S			B5S 4003654-A	1
-------	---	--	--	---------------	---

## 03658 COVER (WINDSHIELD GARNISH MOULDING JOINT) - UPPER CORNER

57	59A, 66A, 70A, 70D, 73A, 78		Use on units with only one visor-Paint to match	B7A 7003658-AP	1
----	-----------------------------	--	---	----------------	---

## 04100 KIT (SAFETY VISOR AND ARM AND BRACKET)

56	59C		Consists of 2-B6A 7004104-ABH - White Visor 2-B6A 7304144-B - Arm & bracket	B6A 5904100-ABH	1
56	59C		Consists of 2-B6A 7004104-BB - Medium Blue Visor 2-B6A 7304144-B - Arm & bracket	B6A 5904100-BB	1
56	59C		Consists of 2-B6A 7004104-BC - Medium Green Visor 2-B6A 7304144-B - Arm & bracket	B6A 5904100-BC	1
56	64B		Consists of 1-B6A 6404104-EC - Medium Green Visor-RH 1-B6A 6404105-EC - Medium Green Visor-LH 1-B6A 6404144-CP - Arm & bracket-RH 1-B6A 6404145-CP - Arm & bracket-LH	B6A 6404100-EC	1
56	64C, 64D		Consists of 2-B6A 6404104-BBS - Medium Blue Visor 1-B6A 6404144-BP - Arm & bracket-RH 1-B6A 6404145-BP - Arm & bracket-LH	B6A 6404100-BBS	1
56	64C, 64D		Consists of 2-B6A 6404104-DAD - White Visor 1-B6A 6404144-BP - Arm & bracket-RH 1-B6A 6404145-BP - Arm & bracket-LH	B6A 6404100-DAD	1
				B6A 6404100-DC	1
			Medium Green Visor Arm & bracket-RH Arm & bracket-LH		



**BUY IT NOW!**

**Click Here To Order**



# FORD Car, Truck and Thunderbird BODY PARTS CATALOG

GROUP NUMBER	PART NAME		DESCRIPTION, SIZE, ETC.	PART NUMBER	NO. REQ'D.
	YEAR	BODY TYPES			
04100	KIT (SAFETY VISOR AND ARM AND BRACKET) - CONTINUED				
56	64B		Consists of 1-B6A 6404104-EAD - White Visor-RH 1-B6A 6404105-EAD - White Visor-LH 1-B6A 6404144-CP - Arm & bracket-RH 1-B6A 6404145-CP - Arm & bracket-LH	B6A 6404100-EAD	1
56	57, 59B, 70, 73, 79		Consists of 2-B6A 7004104-ABH - White Visor 2-B6A 7004144-AP - Arm & bracket	B6A 7004100-ABH	1
56	59B, 70, 73, 79		Consists of 2-B6A 7004104-BB - Medium Blue Visor 2-B6A 7004144-AP - Arm & bracket	B6A 7004100-BB	1
56	70, 73		Consists of 2-B6A 7004104-BBE - Light Grey Visor 2-B6A 7004144-AP - Arm & bracket	B6A 7004100-BBE	1
56	59, 70C, 73C, 78, 79		Consists of 2-B6A 7004104-BBJ - Medium Brown Visor 2-B6A 7004144-AP - Arm & bracket	B6A 7004100-BBJ	1
56	57, 59B, 70, 73, 79		Consists of 2-B6A 7004104-BC - Medium Green Visor 2-B6A 7004144-AP - Arm & bracket	B6A 7004100-BC	1
56	64A		Consists of 2-B6A 6404104-DAD - White Visor 1-B6A 6404144-DP - Arm & bracket-RH 1-B6A 6404145-DP - Arm & bracket-LH	B6A 7204100-DAD	1
56	64A		Consists of 2-B6A 6404104-DC - Medium Green Visor 1-B6A 6404144-DP - Arm & bracket-RH 1-B6A 6404145-DP - Arm & bracket-LH	B6A 7204100-DC	1
56	76		Consists of 2-B6A 7604104-BBM - White Visor 1-B6A 7604144-BP - Arm & bracket-RH 1-B6A 7604145-BP - Arm & bracket-LH	B6A 7604100-BBM	1
57	76		Consists of 2-B6A 7604104-BT - Medium Green Visor 1-B6A 7604144-BP - Arm & bracket-RH 1-B6A 7604145-BP - Arm & bracket-LH	B6A 7604100-BT	1
56	81, 82, 85		Consists of 2-B6C 8104104-AD - Tan Visor 2-B6C 8104144-AP - Arm & bracket	B6A 8104100-AD	1
56	81, 82, 85		Consists of 2-B6C 8104104-BA - Red Visor 2-B6C 8104144-AP - Arm & bracket	B6C 8104100-BA	1
04131	CLIP ASS'Y. (VISOR ARM)				
	56-57	S		B6S 4004131-A	2
04144-5	ARM AND BRACKET ASS'Y. (VISOR)-LESS VISOR				
	53-54	60B	R. H. -Paint to match	BA 6004144-BP	1
	53-54	60B	L. H. -Paint to match	BA 6004145-BP	1
	54	60F	R. H. -Used without extension visor-paint to match	BM 6004144-AP	1
	54	60F	L. H. -Used without extension visor-paint to match	BM 6004145-AP	1
		60F	R. H. -Used with extension visor-paint to match	B4A 6004144-BP	1
		60F	L. H. -Used with extension visor-paint to match	B4A 6004145-BP	1
			match	BA 7004144-EP	1 or 2
			h	BA 7604144-BP	1
			h	BA 7604145-BP	1
				B5A 7604144-A	1
				B5A 7604145-A	1
			sheet metal screw	52376-S13	6

**100% SATISFACTION GUARANTEED**

**BUY IT NOW!**

**Click Here To Order**



# 34 FORD Car, Truck and Thunderbird BODY PARTS CATALOG

GROUP NUMBER	PART NAME		DESCRIPTION, SIZE, ETC.	PART NUMBER	NO. REQ'D.
	YEAR	BODY TYPES			
04144-5	<b>ARM AND BRACKET ASS'Y. (VISOR) - LESS VISOR - CONTINUED</b>				
	55	60	No.10 x 5/8" Cross recess oval head self-tapping screw	52353-S13	6
	53-55	81, 82, 85	Paint to match	BAAA 8104144-AP	1 or 2
	55-56	57, 59A, 59B, 60, 70, 73, 78, 79	Paint to match-Rod 7 1/2" long	B5A 7004144-AP	1or2
	56	57, 59A, 59B, 70, 73, 79	Paint to match-Rod 10 1/2" long	*B6A 7004144-AP	2
	56	59C	Rod 7 1/2" long	B6A 7304144-A	2
	56	59C	Rod 10 1/2" long	*B6A 7304144-B	2
	55-56	64A	R. H. -Paint to match -Rod 7 1/2" long-Replaced by B6A 6404144-DP and cut rod to 7 1/2"	B5A 6404144-AP	1
	55-56	64A	L. H. -Paint to match -Rod 7 1/2" long	B5A 6404145-AP	1
	56	64A	R. H. -Paint to match-Rod 10 1/2" long	*B6A 6404144-DP	1
	56	64A	L. H. -Paint to match-Rod 10 1/2" long	*B6A 6404145-DP	1
	55-56	64B	R. H. -Paint to match-Rod 7 1/2" long	B5A 6404144-CP	1
	55-56	64B	L. H. -Paint to match-Rod 7 1/2" long	B5A 6404145-CP	1
	56	64B	R. H. -Paint to match-Rod 10 1/2" long	*B6A 6404144-CP	1
	56	64B	L. H. -Paint to match-Rod 10 1/2" long	*B6A 6404145-CP	1
	56	64C	R. H. -Paint to match-Rod 7 1/2" long	B6A 6404144-AP	1
	56	64C	L. H. -Paint to match-Rod 7 1/2" long	B6A 6404145-AP	1
	56	64C	R. H. -Paint to match-Rod 10 1/2" long	*B6A 6404144-BP	1
	56	64C	L. H. -Paint to match-Rod 10 1/2" long	*B6A 6404145-BP	1
	55-56	76	R. H. -Paint to match-Rod 7 1/2" long	B5A 7604144-BP	1
	55-56	76	L. H. -Paint to match-Rod 7 1/2" long	B5A 7604145-BP	1
	56	76	R. H. -Paint to match-Rod 10 1/2" long	*B6A 7604144-BP	1
	56	76	L. H. -Paint to match-Rod 10 1/2" long	*B6A 7604145-BP	1
	56	57, 59, 70, 73, 78, 79	No. 10 x 5/8" cross recess oval head self-tapping screw	52553-S13	3or6
	56-57	S	R. H.	B6S 4004144-A	1
	56-57	S	L. H.	B6S 4004145-A	1
	57	51A	R. H. - Paint to match	B7A 5104144-AP	1
	57	51A	L. H. - Paint to match	B7A 5104145-AP	1
	57	57, 58, 63, 64	R. H. -Paint to match	B7A 6404144-AP	1
	57	57, 58, 63, 64	L. H. -Paint to match	B7A 6404145-AP	1
	57	51A, 57, 58, 63, 64	No. 8-15 x 1 1/2" Cross recess oval head screw	359572-S13	4
	57	59, 66, 70, 73, 78, 79	R. H. -Paint to match	B7A 7004144-AP	1
	57	59, 66, 70, 73, 78, 79	L. H. -Paint to match	B7A 7004145-AP	1
	57	76	R. H. -Paint to match	B7A 7604144-AP	1
	57	76	L. H. -Paint to match	B7A 7604145-AP	1
	56-57	81, 82, 85	Paint to match	B6C 8104144-AP	1or2
	57	91	R. H. -Paint to match	B7T 9104144-AP	1
	57	91	L. H. -Paint to match	B7T 9104145-AP	1

## 04200 KIT (INSTRUMENT PANEL SAFETY COVER ATTACHING)

	56	A		B6A 7004200-A	1
Consists of					
	1-B6A 10987-A	Moulding - Cluster	1-B6A 7004472-A	Moulding - Cluster	
	1-B6A 7004332-A	Moulding - RH	1-B6A 7004810-BP	Receptacle - ash	
	1-B6A 7004333-A	Moulding - LH	1-B6A 7004882-A	Shield - ash receptacle	
	8-B6A 7004439-A	Retainer - moulding	9-52776-S13	Screw - cluster moulding retainer	
		1-M2G17-A	Cement		

		81, 82, 85		B6C 8104200-A	1
--	--	------------	--	---------------	---

Consists of					
	1-B6A 10987-A	Moulding - RH	1-B6C 8104810-BP	Receptacle - ash	
	1-B6A 7004332-A	Moulding - LH	1-B6A 8104882-A	Shield - ash receptacle	
			1-32917-S	Screw (shield to panel)	
			1-M2G17-A	Cement	



**BUY IT NOW!**

**Click Here To Order**



# FORD Car, Truck and Thunderbird BODY PARTS CATALOG

GROUP NUMBER	PART NAME		DESCRIPTION, SIZE, ETC.	PART NUMBER	NO. REQ'D.
	YEAR	BODY TYPES			

**04264-5 MOULDING ASS'Y. (INSTRUMENT PANEL END UPPER COVER RETAINING)**

57	A		R. H. -Used with safety pad	B7A 7004264-A	1
57	A		L. H. -Used with safety pad	B7A 7004265-A	1
57	A		R. H. -Retainer	B7A 7004266-A	1
57	A		L. H. -Retainer	B7A 7004267-A	1

**04266-7 RETAINER (INSTRUMENT PANEL END UPPER COVER RETAINING MOULDING)**

57	A		R. H.	B7A 7004266-A	1
57	A		L. H.	B7A 7004267-A	1

**04296-7 MOULDING (INSTRUMENT PANEL UPPER COVER RETAINING)**

57	A		R. H. -Used with safety pad	B7A 7004296-A	1
57	A		L. H. -Used with safety pad	B7A 7004297-A	1
57	81, 82, 85		R. H. -Used with safety pad	B7C 8104296-A	1
57	81, 82, 85		L. H. -Used with safety pad	B7C 8104297-A	1

**04320 PANEL ASS'Y. (INSTRUMENT)**

53	A		Paint to match-Drill holes as required	BF 7004320-AP	1
54	A		Paint to match-Drill holes as required	BM 7004320-DP	1
53-54	A		5/16" - 24 x 1" Hex. head bolt	20387-S8	2
53-54	A		5/16" Lockwasher	34806-S7	2
53-54	A		5/16" Flat washer	44722-S8	2
53-54	A		5/16"-24 Hex. nut	33798-S8	2
53-54	A		No. 8 Flat washer	44710-S8	8
53-54	A		No. 8 x 1/2" Hex. head screw	42006-S8	8
55	A		Paint to match - drill holes as required	B5A 7004320-DP	1
55-56	S		Less Vinyl cover	B6S 4004320-BP	1
56	A		Paint to match	B6A 7004320-AP	1
57	S		Cover as desired	B7S 4004320-AP	1
57	A		Cover as desired	B7A 7004320-A	1

**04332-3 MOULDING ASS'Y. (INSTRUMENT PANEL)**

53	60B, 70B, 72B, 73B, 76		R. H. -Rustless steel	BF 7004332-A	1
53	60B, 70B, 72B, 73B, 76, 79		L. H. -Rustless steel	BF 7004333-A	1
53	79		R. H. -Rustless steel	BF 7904332-A	1
53	79		L. H. -Rustless steel-Replaced by BF 7004333-A	BF 7904333-A	1
53	60B, 70B, 72B, 73B, 76, 79		No. 4-40 x 3/8" Bolt	357893-S8	10
53	60B, 70B, 72B, 73B, 76, 79		No. 4 Flat Washer	44705-S8	10
53	60B, 70B, 72B, 73B, 76, 79		No. 4 External Tooth Lockwasher		10
53	60B, 70B, 72B, 73B, 76, 79		No. 4-40 Hex. Nut	34050-S7	10
54	60, 73C, 76		R. H. -Rustless steel	BM 6004332-A	1
54	60, 73C, 76		L. H. -Rustless steel	BM 6004333-A	1
54	60, 73C, 76		Clip (moulding)	353191-S2	7
55	59B, 60B, 70B, 70C, 73B, 73C, 79		R. H.	B5A 7004332-B	1
55	59B, 60B, 70B, 70C, 73B, 73C, 79		L. H.	B5A 7004333-B	1
55	59B, 60B, 64, 70B, 70C, 73B, 73C, 76, 79		Clip (moulding)	B5A 7004878-A	4
55	81B, 82B		R. H. - 32.68" long	B4C 8104332-A	1
55	81B, 82B		L. H. - 5.69" long	B4C 8104333-A	1
56	S		R. H. -Used with padded instrument panel	B6S 4004332-A	1
56	S		L. H. -Used with padded instrument panel	B6S 4004333-A	1
56	S		Clip (moulding)	B6S 4004878-A	6
57	59, 64, 70, 73, 76, 78, 79		R. H. -Used with padded instrument panel	B6A 7004332-A	1
57	59, 64, 70, 73, 76, 78, 79		L. H. -Used with padded instrument panel	B6A 7004333-A	1

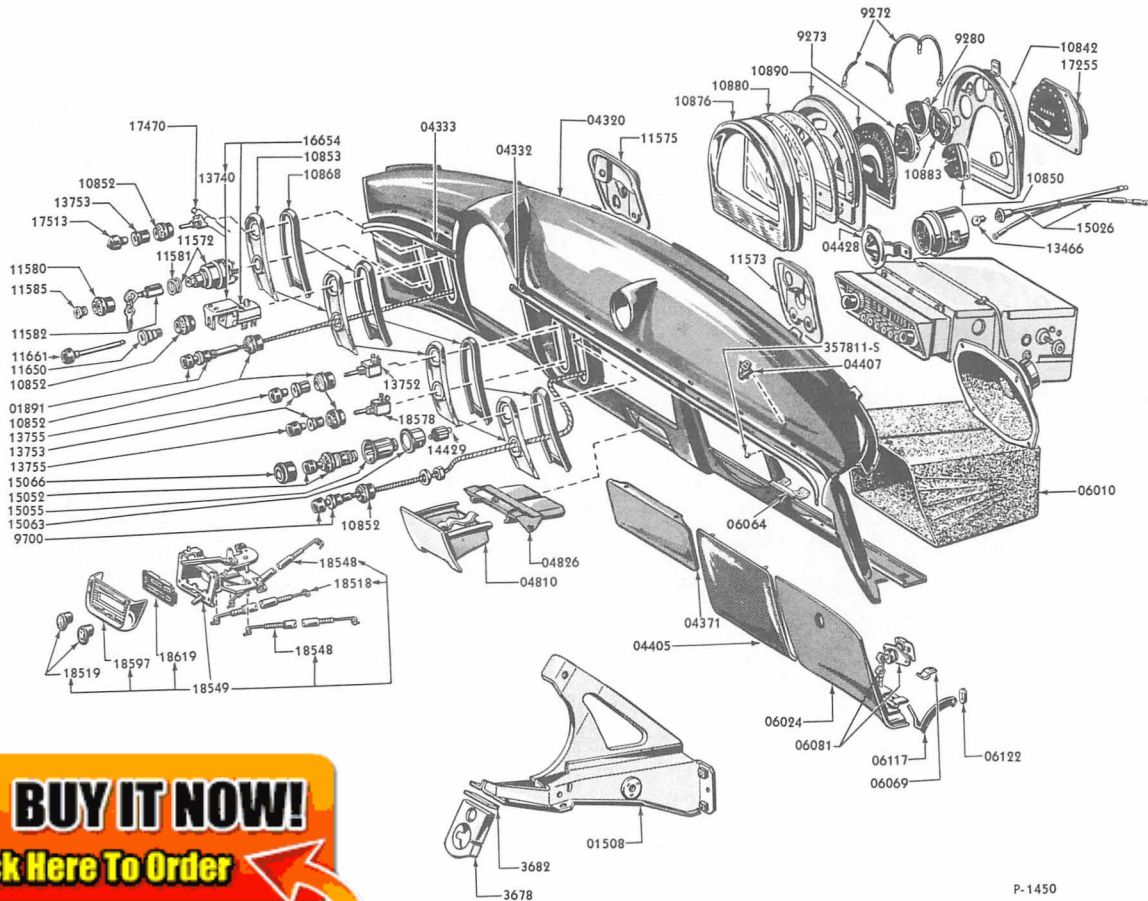
			added instrument panel	B6A 7004439-A	4
			added instrument panel	B6C 8104332-A	1
			added instrument panel	B6C 8104333-A	1
				B6A 7004439-A	6



## BUY IT NOW!

Click Here To Order





P-1450



**BUY IT NOW!**

**Click Here To Order**



53 INSTRUMENT PANEL PARTS

Items only shown on illustration. Refer to group for complete Part Number.

Group No.	Part Number	Part Name	Group No.	Part Number	Part Name	Group No.	Part Number	Part Name
3678	AB 3678-AP	Bracket (strg. column)	06122	1A 7006122	Grommet (glove door)	11654	FAA 11654-A	Switch (light control)
3682	1A 3682	Shim (strg. col. bracket)	10842	FAA 10842-A	Case (instr. cluster)	11661	FAB 11661-A	Knob & shaft (light switch)
9272	FAB 9272-A	Wire (inst. cluster)	10850	FAC 10850-B	Ammeter	13466	78 13466	Bulb (clock)
9273	FAB 9273-B	Gauge (oil pressure)	10852	FAA 10852-A	Bezel (w/s wiper)-inner	13740	FAA 13740-A	Switch (inst. lamp)
9280	FAB 9280-B	Gauge (fuel)	10852	FAA 10852-B	Bezel (ext. lights)-inner	13753	1A 13753-A	Nut (w/s wiper, pillar lamp & htr. blower switch)
9700	FAA 9700-C	Control (carb. choke)	10852	FAA 10852-C	Bezel (int. lights)-inner	13755	FAA 13755-A	Knob ass'y. (pillar lamp & htr. blower switch)
01508	BR 7001508-B	Support (brake pedal)	10852	FAA 10852-D	Bezel (choke)-inner	14429	FAA 14429-A	Fuse ass'y. (cigar lighter)
01891	FAA 7001891-A	Control (air)	10852	FAA 10852-E	Bezel (air control)-inner			
04320	BF 7004320-AP	Panel (instrument)	10852	FAA 10852-F	Bezel (blower)-inner			
04332	BF 7004332-A	Moulding-R. H.	10853	FAD 10853-A	Bezel (wiper & ign. switch)-outer	15026	FDA 15026-C	Wire & socket ass'y. (elec. clock & cigar lighter)
04333	BF 7004333-A	Moulding-L. H.	10853	FAD 10853-B	Bezel (exterior lights & air)-outer	15052	FAE 15052-A	Knob & element ass'y. (cigar lighter)
04371	BF 7004371-AP	Plate (radio opening)	10853	FAD 10853-C	Bezel (interior lights & air)-outer	15055	FAA 15055-E	Socket & retainer ass'y. (cigar lighter)
04405	BA 7004405-BP	Grille (radio)	10853	FAD 10853-D	Bezel (cigar lighter & choke)-outer	15063	FAA 15063-A	Adapter (cigar lighter)
04407	BA 7004407-A	Emblem (inst. panel)	10868	FAB 10868-A	Seal (outer bezels)	17255	FAE 17255-C	Speedometer ass'y.
04428	1A 7004428-AP	Medallion (clock open)	10876	FAA 10876-A	Bezel (instr. cluster)	17470	FAA 17470-A	Control (w/s wiper)
			10880	FAA 10880-A	Glass (instr. cluster)	17513	FAB 17513-A	Knob (w/s wiper control)
			10883	FAB 10883-C	Gauge (temperature)	18518	FAC 18518-A	Control (htr. temp.)
04810	BA 7004810-AP	Receptacle (ash)	10890	FAD 10890-C	Mask (instr. cluster)	18519	FAB 18519-B	Knob (temp. control)
04826	BA 7004826-A	Retainer (ash receptacle)	11572	B5A 11572-A	Switch (ignition)	18548	B5A 18548-A	Control (air)
06010	BA 7006010-A	Compartment (glove)	11573	FAB 11573-A	Plate (controls mtg. )-R. H.	18548	FAA 18548-D	Control (defroster)
1024	BA 7006024-AP	Door (glove comp.)	11575	FAB 11575-A	Plate (controls mtg. )-L. H.	18549	FAC 18549-E	Panel (htr. control)
			11580	FAA 11580-A	Bezel (ign. switch)-inner	18578	FAA 18578-A	Switch (htr. blower)
			11581	1A 11581-B	Spring (ign. switch ret.)	18597	FAA 18597-C	Bracket (controls mtg.)
			11582	BA 11582-B	Cylinder & keys (ignition)	18619	FAA 18619-A	Plate (control ident.)
			11585	FAA 11585-A	Retainer (ign. switch bezel)			
			11850	B2A 11850-A	Nut (light switch.)			

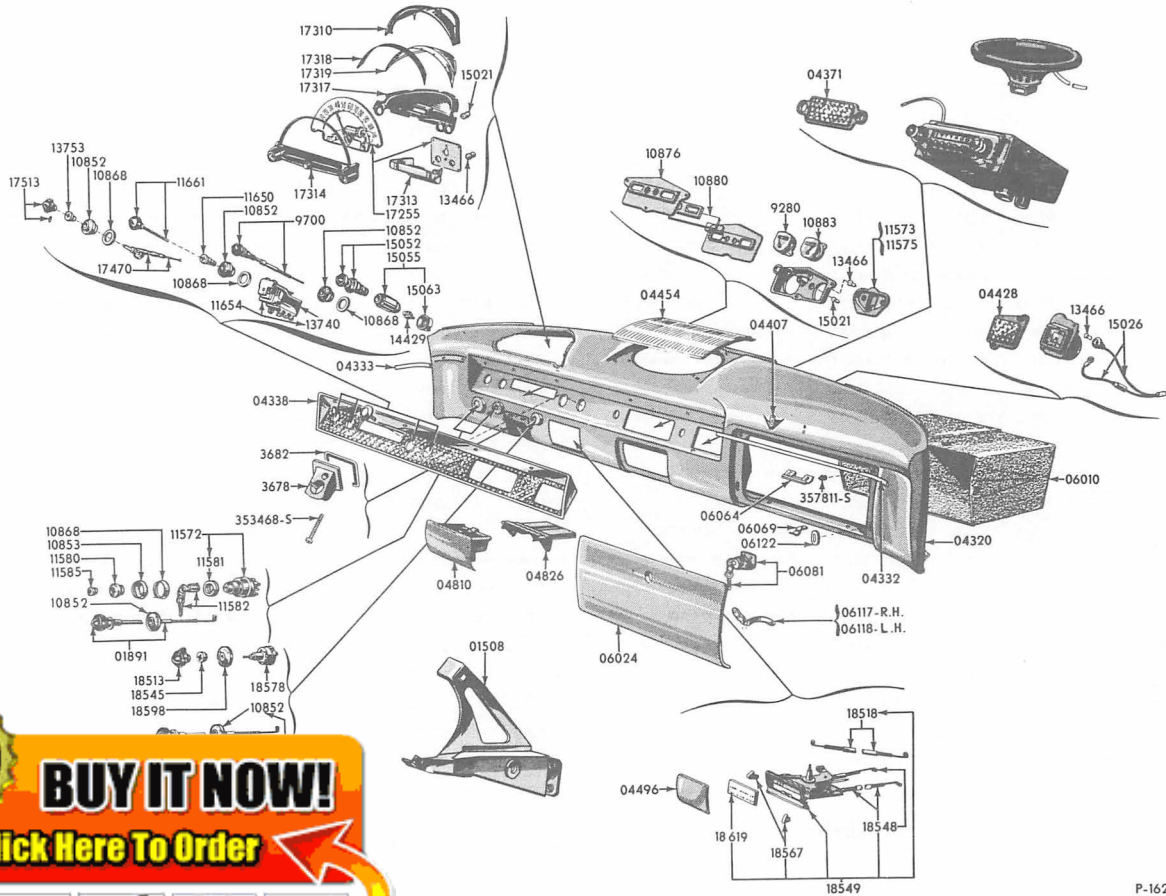
1953



**BUY IT NOW!**

**Click Here To Order**





**BUY IT NOW!**

**Click Here To Order**



1954 INSTRUMENT PANEL PARTS

Group numbers only shown on illustration. Refer to group for complete Part Number.

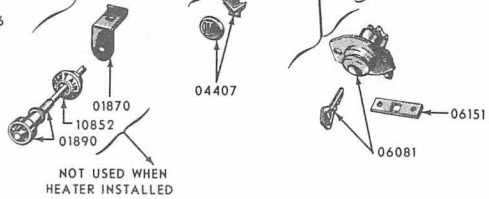
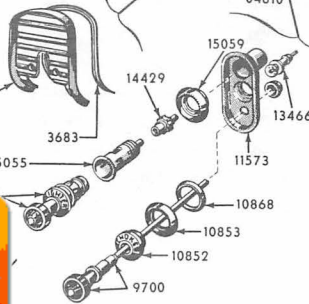
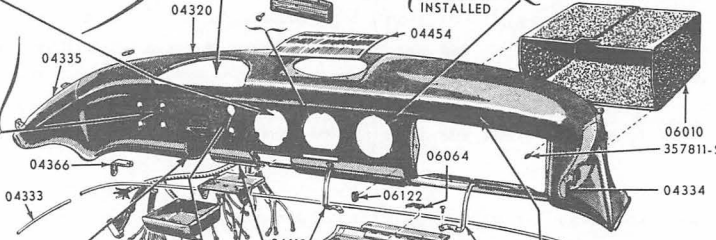
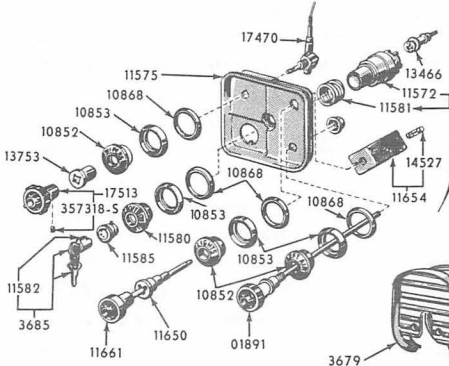
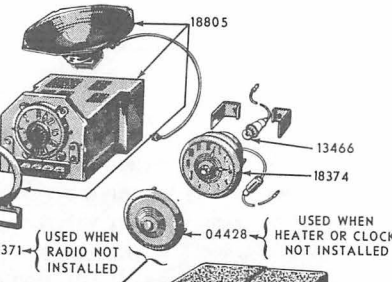
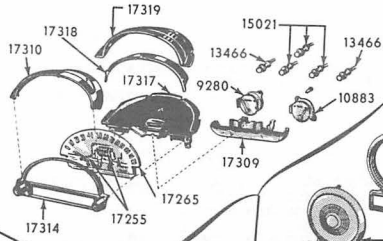
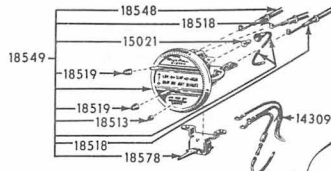
Group No.	Part Number	Part Name	Group No.	Part Number	Part Name	Group No.	Part Number	Part Name
3678	AD 3678-CA	Bracket (steering column to instrument panel)	10852	B5A 10852-M	Bezel (wiper)	15026	FDA 15026-B	Wire & socket ass'y (elec. clock & cigar lighter)
3678	353468-S	Screw (steering column brkt. to instrument panel)	10862	B5A 10852-P	Bezel (exterior lights)	15052	FAH 15052-A	Knob & element ass'y. (cigar lighter)
3682	1A 3682	Shim (steering column brkt. to instrument panel)	10852	B5A 10852-P	Bezel (choke)	15055	FAA 15055-E	Socket & retainer ass'y. (cigar lighter)
9280	FAG 9280-A	Gauge (fuel)	10852	B5A 10852-L	Bezel (air)-R. H.	15063	FAA 15063-A	Adapter (cigar lighter)
9700	FDA 9700-A	Control (carb. choke)	10852	FDA 10852-G	Bezel (air)-L. H.	17255	FDA 17255-C	Speedometer ass'y.
01508	BR 7001508-B	Support (brake pedal)	10853	FAA 10853-A	Bezel (ignition switch)	17310	FDA 17310-BP	Retainer ass'y. (speedometer dome)
01890	FAD 7001890-A	Control (air)	10868	FAA 10868-B	Seal (ignition switch bezel)	17313	FDA 17313-A	Housing (speedometer)
01891	FAD 7001891-A	Control (air)	10868	FDA 10868-A	Seal (bezel)	17314	FDA 17314-BP	Housing (speedometer)
04320	BM 7004320-DP	Panel (instrument)	10876	FAD 10876-A	Bezel (instrument cluster)	17317	FDA 17317-A	Housing (speedometer)
04332	BM 6004332-A	Moulding-R. H.	10880	FAF 10880-A	Glass	17318	FDA 17318-A	Mask (speedometer)
04333	BM 6004333-A	Moulding-L. H.	10883	FDA 10883-A	Gauge (temperature)	17319	FDA 17319-A	Dome (speedometer)
04338	BM 7004338-B	Panel (finish)	11572	B5A 11572-A	Switch (ignition)	17470	FDA 17470-A	Switch ass'y. (w/s wiper vacuum)
04371	BM 7004371-A	Plate (radio opening)	11573	BM 11573-B	Plate (controls mtg.)-inner	17513	FAG 17513-A	Knob ass'y. (w/s wiper control)
04407	BM 7004407-B	Emblem (instr. panel)	11575	BM 11575-B	Plate (controls mtg.)-outer			
04428	BM 7004428-A	Medallion (clock opening)	11580	FDA 11580-A	Bezel (ignition switch)-inner			
04454	BM 7004454-AP	Grille (radio)	11581	1A 11581-B	Switch (ign. switch retaining)	18513	FDA 18513-A	Knob ass'y. (heater blower switch)
04810	BM 7004810-BP	Receptacle (ash)	11582	BA 11582-B	Cylinder & keys (ignition)	18518	FAC 18518-A	Control ass'y. (temperature)
04826	BM 7004826-B	Retainer (ash receptacle)	11585	FAA 11585-A	Retainer (ign. switch bezel)	18545	FDA 18545-A	Nut (heater switch)
06010	BM 7006010-A	Compartment (glove)	11650	B2A 11650-A	Nut (light switch)	18548	FDA 18548-A	Control ass'y. defroster and air
06024	BM 7006024-AP	Door (glove compartment)	11654	FAA 11654-A	Switch (light control)	18549	FDA 18549-C	Panel ass'y. (heater control)
06064	BA 7006064-B	Catch (door striker plate)	11661	FAG 11661-A	Knob & shaft (light switch)	18567	FDA 18567-B	Knob (heater switch)
			13466	78 13466	Bulb (instr. cluster speedometer & clock)	18578	FDA 18578-C	Switch ass'y. (heater)
			13740	FAA 13740-A	Switch ass'y. (instr. panel lamp)	18598	FDA 18598-A	Bezel (heater control)
			13753	1A 13753-A	Nut (w/s wiper control)	18619	FDA 18619-A	Plate (heater control identification)
			14429	FAA 14429-A	Fuse ass'y. (cigar lighter)			
			15021	48 15021	Bulb (turn & headlamp high beam, oil & gen. indicator)			
			15026	FDA 15026-C	Wire & socket ass'y. (stem wind clock)			1954



**BUY IT NOW!**

**Click Here To Order**





**BUY IT NOW!**

**Click Here To Order**



PANEL PARTS (BODY TYPES 59, 60, 64, 70, 73, 76, 78, 79)  
 numbers only shown on illustration. Refer to group for complete Part Number.

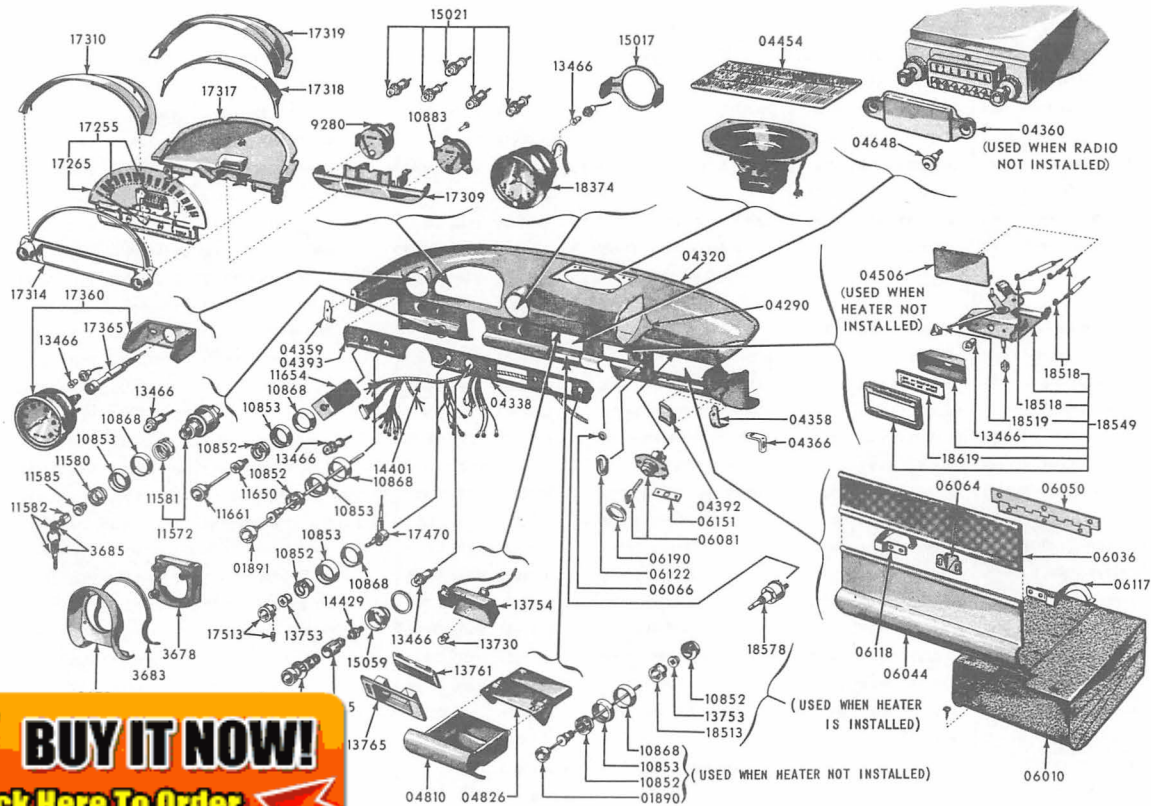
GROUP NUMBER	PART NUMBER	PART NAME	GROUP NUMBER	PART NUMBER	PART NAME	GROUP NUMBER	PART NUMBER	PART NAME
3679	B5A 3679-A	Cover (strg. col. brkt.)	06024	357811-S	Bumper (glove door)	11850	B5A 11850-A	Nut (light switch)
3679	B5A 3679-B	Cover (strg. col. brkt.)	06064	B5A 7006064-B	Catch (door striker plate)	11854	B5T 11854-A	Switch (light control)
3679	B5A 3679-C	Cover (strg. col. brkt.)	06081	B5A 7008081-A	Lock (glove door)	11661	B5A 11661-A	Knob & shaft (light switch)
3679	B5A 3679-D	Cover (strg. col. brkt.)	06117	B5A 7006117-AP	Stop (glove door)-R. H.	13466	78 13466	Bulb (ign. switch, cigar lighter, clock, turn ind.)
3683	B5A 3683-A	Insulator (strg. col. brkt. cover)	06118	B5A 7008118-AP	Stop (glove door)-L. H.	13753	1A 13753-A	Nut (w/s wiper control)
3685	B5A 3685-A	Key (ignition & door lock)	06122	1A 7006122	Grommet (glove door)	14309	FDA 14309-B	Wire (heater switch to blower motor)
9280	B5A 9280-A	Gauge (fuel)	06151	B5A 7006151-A	Plate (glove lock latch guide)	14429	FAA 14429-A	Fuse (cigar lighter)
9700	B5A 9700-A	Control (carb. choke)	10852	B5A 10852-A	Bezel (air)-R. H.	14527	A6A 14527-C	Fuse (headlamp switch)
01870	B5A 7001870-A	Bracket (air control mtg.)	10852	B5A 10852-B	Bezel (wiper)	15021	48 15021	Bulb (headlamp high beam ind. & oil & gen. ind.)
01890	B5A 7001890-A	Control (air)-R. H.	10852	B5A 10852-C	Bezel (exterior lights)	15052	B5A 15052-A	Knob & element (cigar lighter)
01891	B5A 7001891-A	Control (air)-L. H.	10852	B5A 10852-D	Bezel (choke)	15055	FAA 15055-E	Socket & retainer (cigar lighter)
04320	B5A 7004320-DP	Panel (instrument)	10852	B5A 10852-G	Bezel (air)-L. H.	15059	B5A 15059-A	Bezel (cigar lighter) -outer
04332	B5A 7004332-B	Moulding (inst. panel)-R. H.	10852	B5A 10852-J	Bezel (top control)	17255	B5A 17255-E	Speedometer
04333	B5A 7004333-B	Moulding (inst. panel)-L. H.	10852	B5A 10852-M	Bezel (wiper)-Mainline	17265	B5A 17265-A	Dial (speedo. face)
04334	B5A 7004334-BP	Panel (end)-R. H.	10852	B5A 10852-N	Bezel (ext. lights)-Mainline	17309	B5A 17309-B	Housing (speedometer)
04334	B5A 7604334-BP	Panel (end)-R. H.	10852	B5A 10852-P	Bezel (choke)-Mainline	17310	B5A 17310-AP	Retainer (speedo. dome)
04335	B5A 7004335-BP	Panel (end)-L. H.	10852	B5A 10852-L	Bezel (air)-R. H. -Mainline	17314	B5A 17314-BP	Housing (speedometer)
04335	B5A 7604335-BP	Panel (end)-L. H.	10852	B5A 10852-H	Bezel (air)-L. H. -Mainline	17317	B5A 17317-C	Housing (speedometer)
04366	B5A 7004366-A	Bracket (inst. panel to pillar)	10853	B5A 10853-A	Bezel (outer)-wiper, light switch, air & ign. switch	17318	B5A 17318-A	Mask (speedometer)
04371	B5A 7004371-AP	Plate (radio opening)				17319	B5A 17319-C	Dome (speedometer)
04407	B6A 7004407-A	Emblem (inst. panel)-8 cyl.	10868	B5A 10868-A	Seal (bezel)			
04407	B5A 7004407-C	Emblem (inst. panel)-6 cyl.	10868	B5A 10868-B	Seal (bezel)-Mainline			
04428	B5A 7004428-AP	Cover (clock or heater control opening)	10883	B5A 10883-A	Gauge (temperature)	18513	B5A 18513-A	Knob (heater blower switch)
04454	B5A 7004454-AP	Grille (radio)	10917	B5A 10917-A	Seal (cigar lighter bezel)	18518	B5A 18518-B	Control (heater & defroster)
04460	B5A 7004460-A	Plate (name)	11572	B5A 11572-A	Switch (ignition)	18518	B5A 18518-C	Control (temperature)
			11573	B5A 11573-A	Plate (controls mtg.)-R. H.	18519	B5A 18519-A	Knob (htr. & defroster)
			11575	B5A 11575-A	Plate (controls mtg.)-L. H.	18548	B5A 18548-A	Control (air)
			11580	B5A 11580-A	Bezel (ign. switch)-inner	18549	B5A 18549-B	Panel (heater control)
			11581	1A 11581-B	Switch (ignition switch retaining)	18578	B5A 18578-C	Switch (heater)
			11582	B5A 11582-A	Cylinder & keys (ign. )	18805	B5A 18805-A	Radio (7 tube plus rectifier)
			11585	FAA 11585-A	Retainer (ign. switch bezel)	18805	B5A 18805-B	Radio (5 tube plus rectifier)



**BUY IT NOW!**

**Click Here To Order**





**BUY IT NOW!**

**Click Here To Order**



**56 THUNDERBIRD INSTRUMENT PANEL PARTS**  
 Group numbers only shown on illustration. Refer to group for complete Part Number.

GROUP NUMBER	PART NUMBER	PART NAME	GROUP NUMBER	PART NUMBER	PART NAME	GROUP NUMBER	PART NUMBER	PART NAME
3678	B5S 3678-A	Bracket (strg. col.)	06117	B5S 4006117-AP	Stop (glove door)-R. H.	15017	B5S 15017-A	Bracket (clock mounting)
3679	B5S 3679-B	Cover (strg. col. brkt.)	06118	B5S 4006118-AP	Stop (glove door)-L. H.	15021	48 15021	Bulb (turn & headlamp ind. & oil & generator ind.)
3683	B5S 3683-B	Insulator (strg. col. brkt. cover)	06122	1A 7006122	Grommet (glove door)	15062	B5S 15062-A	Knob & element (cigar lighter)
3685	B5A 3685-A	Key (ignition & door lock)	06151	B5S 4006151-A	Plate (glove door latch guide)	15055	FAA 15055-E	Socket & retainer (cigar lighter)
9280	B5A 9280-A	Gauge (fuel)	06190	B5S 4006190-A	Shield (glove lock button)	15059	FAB 15059-A	Bezel (cigar lighter)
01890	B5S 4001890-A	Control (air)-R. H.	10852	B5S 10852-A	Bezel (air)-R. H.	17255	B5S 17255-E	Speedometer
01891	B5S 4001891-A	Control (air)-L. H.	10852	B5S 10852-B	Bezel (air)-L. H.	17265	B5S 17265-A	Dial (speedo. face)
04290	B5S 4004290-AA	Cover (instrument trim)-Black vinyl	10852	B5S 10852-C	Bezel (blower)	17309	B5A 17309-B	Housing (speedo.)
04290	B5S 4004290-AB	Cover (instrument trim)-Red vinyl	10852	FAA 10852-A	Bezel (wiper)	17310	B5A 17310-AP	Retainer (speedo. dome)
04290	B5S 4004290-AC	Cover (instrument trim)-Turquoise vinyl	10852	FAA 10852-B	Bezel (lights)	17314	B5A 17314-BP	Housing (speedo.)
04320	B6S 4004320-BP	Panel (instrument)	10853	FAA 10853-A	Bezel (controls)-outer	17317	B5A 17317-C	Housing (speedo.)
04338	B5S 4004338-B	Panel (finish)-center	10868	FAA 10868-B	Seal (bezel)	17318	B5A 17318-A	Mask (speedo.)
04358	B5S 4004358-A	Plate (end finish)-R. H.	10883	B5A 10883-A	Gauge (temperature)	17319	B5A 17319-C	Dome (speedo.)
04359	B5S 4004359-A	Plate (end finish)-L. H.				17360	B5S 17360-AP	Tachometer
04360	B5S 4004360-A	Cover (radio opening)	11572	B5A 11572-A	Switch (ignition)	17365	B6S 17365-B	Cable (tachometer)
04366	B5A 7004366-A	Bracket (instru. panel to pillar)	11580	FDA 11580-A	Bezel (ign. switch)-inner	17470	B5S 17470-A	Switch (w/s wiper vacuum)
04392	B5S 4004392-A	Panel (end finish)-R. H.	11581	1A 11581-B	Spring (switch retaining)	17513	FAG 17513-A	Knob (w/s wiper control)
04393	B5S 4004393-B	Panel (end finish)-L. H.	11582	B5A 11582-A	Cylinder & keys (ignition)	18374	B5S 18374-CB	Clock (electric wind-Black)
04454	B5S 4004454-AP	Grille (radio)	11585	FAA 11585-A	Retainer (ign. switch bezel)	18374	B5S 18374-CC	Clock (electric wind-Red)
04506	B5S 4004506-B	Cover (htr. control open.)	11650	B5A 11650-A	Nut (light switch)	18374	B5S 18374-CD	Clock (electric wind-Turquoise)
04648	B4A 7004648-A	Cover (radio or cigar lighter hole)	11654	B5T 11654-A	Switch (light control)	18513	FDA 18513-A	Knob (htr. blower switch)
04810	B5S 4004810-BP	Receptacle (ash)	11661	B5S 11661-A	Knob & shaft (light switch)	18518	B5S 18518-A	Control (temp. & defroster)
04826	B5A 7004826-A	Retainer (ash receptacle)	13466	78 13466	Bulb (tach., inst. clstr., htr. cont'l., clock)			
8010	B5S 4006010-B	Compartment (glove)	13730	40 13730	Bulb (map lamp)	18548	1A 18518-A	Control (air)
		or	13753	1A 13753-A	Nut (w/s wiper control & heater switch)	18549	B6S 18549-A	Panel (htr. control)
		or	13754	B6S 13754-A	Bracket & socket (map lamp)	18567	B6A 18519-A	Knob (htr. control)
		or	13761	B5S 13761-A	Lens (map lamp)	18578	B5S 18578-A	Switch (heater)
		e)	13765	B5S 13765-A	Body (map lamp)	18619	FDA 18619-A	Plate (htr. control identification)
			14401	B5S 14401-A	Wiring (instru. panel)			
			14429	FAA 14429-A	Fuse (cigar lighter)			



**BUY IT NOW!**

**Click Here To Order**





Group No.	Part Number	Part Name	Group No.	Part Number	Part Name	Group No.	Part Number	Part Name
3679	B6A 3679-C	Cover (strg. col. brkt. )	06010	B6A 7006010-B	Compartment (glove)	13349	B6A 13349-A	Bezel(turn ind. lamp jewel)
3679	B6A 3679-F	Cover (strg. col. brkt. )	06024	B6A 7006024-BP	Door (glove compt. )	13351	FAB 13351-A	Bracket (turn indicator flasher mounting)
3679	B6A 3679-J	Cover (strg. col. brkt. )	06064	B6A 7006064-A	Catch (door striker plate)	13351	B5A 13351-A	Bracket (turn indicator flasher mounting)
3679	B6A 3679-H	Cover (strg. col. brkt. )	06066	†01C 8106066-A	Bumper (glove compt. door)	13466	B6A 13466-A	Bulb (2 CP)
3683	B6A 3683-A	Insulator (strg. col. brkt. cover)	06081	B6A 7006081-C	Lock (glove door)	13753	1A 13753-A	Nut (w/s wiper control)
3685	B5A 3685-A	Key (ignition & door lock)	06115	B6A 7006115-A	Bumper (glove compt. door arm)	14429	FAA 14429-A	Fuse (cigar lighter)
9280	B6A 9280-D	Gauge (fuel)	06117	B6A 7006117-AP	Stop (glove compt. door)	14527	B6A 14527-A	Fuse (ignition switch)
9700	B6A 9700-C	Control (carb. choke)	06151	B6A 7006151-A	Plate (glove lock latch guide)	15010	B6A 15010-B	Bezel (clock)
01870	B6A 7001870-A	Bracket (air control mtg.)	06190	B6A 7006190-A	Shield (glove compt. door lock push button)	15026	B6A 15026-A	Wire & socket (elec. clock & cigar lighter)
01890	B6A 7001890-A	Control (air)-R. H.	10825	B6A 10825-A	Cover (gauge indicator)	15052	B6A 15052-B	Knob & element ass'y. (cigar lighter)
01891	B6A 7001891-A	Control (air)-L. H.	10838	B6A 10838-CP	Housing (inst. cluster)	15055	B6A 15055-A	Socket & retainer ass'y. (cigar lighter)
04320	B6A 7004320-AP	Panel (instrument)	10840	B6A 10840-B	Bezel (speedometer)	15805	B6A 15805-C	Dial (transmission gear shift indicator)
04334	B6A 6004334-BP	Panel (inst. panel end)-R. H.	10848	B6A 10848-B	Plate (inst. cluster back)	15805	B6A 15805-D	Dial (transmission gear shift indicator)
04335	B6A 6004335-BP	Panel (inst. panel end)-L. H.	10852	B6A 10852-A	Bezel (wipers)	17248	B6A 17248-C	Gasket (speedometer cover)
04334	B6A 6404334-AP	Panel (inst. panel end)-R. H.	10852	B6A 10852-B	Bezel (lights)	17255	B6A 17255-A	Speedometer assy.
04335	B6A 6404335-AP	Panel (inst. panel end)-L. H.	10852	B6A 10852-C	Bezel (top control)	17470	B6A 17470-A	Control assy. (w/s wiper)
04334	B6A 7004334-BP	Panel (inst. panel end)-R. H.	10852	B6A 10852-D	Bezel (right air)	17318	B6A 17318-A	Mask (speedometer)
04335	B6A 7004335-BP	Panel (inst. panel end)-L. H.	10852	B6A 10852-E	Bezel (left air)	17513	B6A 17513-C	Knob assy. (w/s wiper control)
04334	B6A 7604334-CP	Panel (inst. panel end)-R. H.	10852	B6A 10852-F	Bezel (choke)-inner	17513	B6A 17513-D	Knob assy. (w/s wiper control)
04335	B6A 7604335-CP	Panel (inst. panel end)-L. H.	10853	B6A 10853-A	Bezel (choke)-outer	18374	B6A 18374-C	Clock (electric)
04366	B5A 7004366-A	Bracket (inst. panel to pillar)	10868	B6A 10868-A	Seal (bezel)	18513	B6A 18513-B	Knob assy. (heater blower switch)
04371	B6A 7004371-AP	Plate (radio opening)	10876	B6A 10876-A	Bezel (instr. cluster gauge)	18513	B6A 18513-C	Knob assy. (heater blower switch)
04407	B6A 7004407-A	Emblem (inst. panel)-8 cyl.	10880	B6A 10880-A	Mask (instr. cluster gauge)	18518	B5A 18518-B	Control assy. (temp. )
04428	B6A 7004428-C	Cover (clock opening)	10883	B6A 10883-D	Gauge (temperature)	18518	B5A 18518-C	Control assy. (temp. )
04454	B6A 7004454-AP	Grille (radio)	10987	B6A 10987-A	Moulding (instr. cluster)	18519	B6A 18519-A	Knob (htr. & defroster control)
04460	B5A 7004460-A	Plate (inst. panel name)	11572	B5A 11572-A	Switch (ignition)	18544	B6A 18544-B	Lever (heater temp. reg. control)
			11580	B6A 11580-A	Bezel (ign. switch)-inner	18548	B5A 18548-A	Control assy. (defroster & air)
			11581	1A 11581-B	Spring (ign. switch retainer)	18549	B6A 18549-B	Panel assy. (htr. control)
			11582	B5A 11582-A	Cylinder & keys (ignition)	18574	B6A 18574-B	Lever assy. (heater regulator control)
			11585	B5A 11585-A	Retainer (ignition switch bezel)	18574	B6A 18574-C	Lever assy. (heater regulator control)
			11650	B6A 11650-A	Nut (light switch)	18578	B6A 18578-B	Switch assy. (heater)
			11654	B6T 11654-A	Switch (light control)	18805	B6A 18805-A	Radio assy.
			11661	B6A 11661-A	Knob ass'y. (light switch)-Mainline	18805	B6A 18805-C	Radio assy.
			11661	B6A 11661-B	Knob ass'y. (light switch)			1956

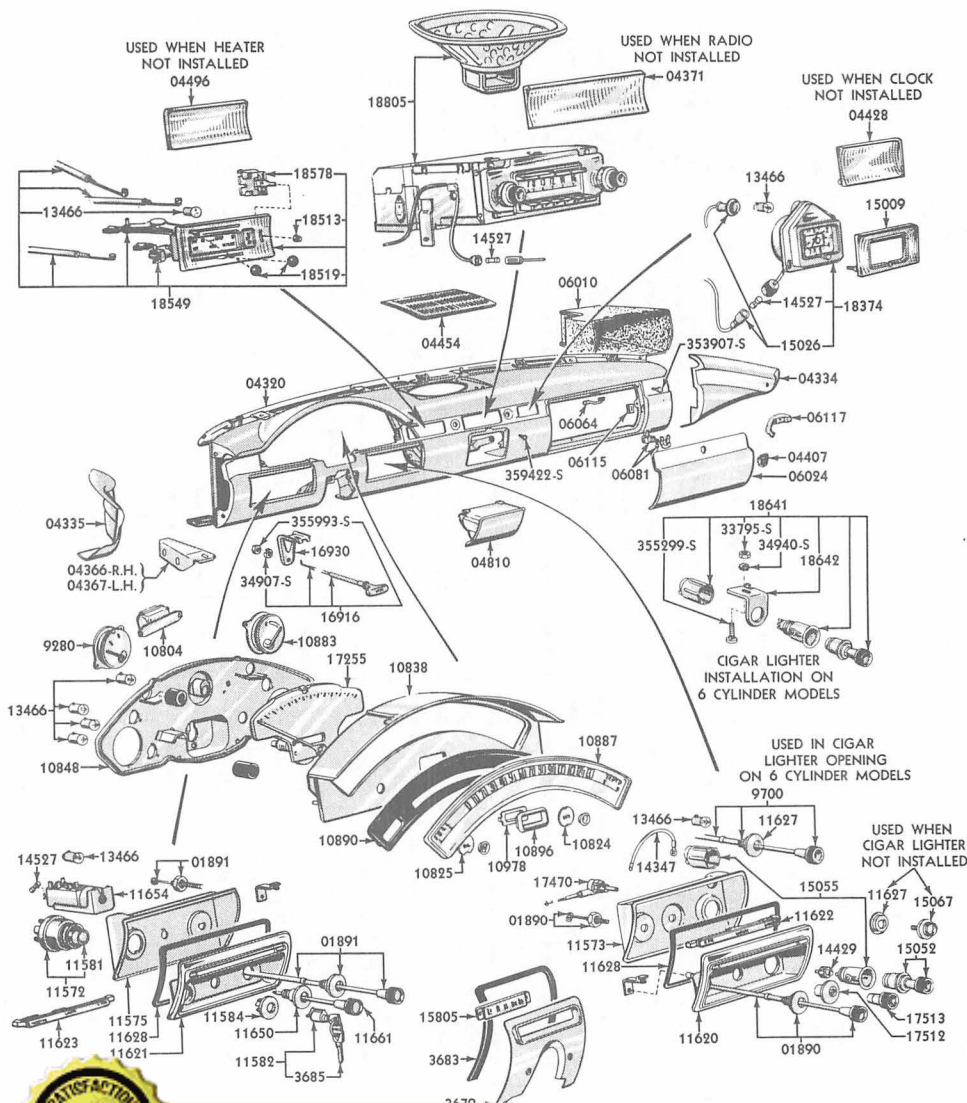


**BUY IT NOW!**

**Click Here To Order**



† No longer supplied



**BUY IT NOW!**

**Click Here To Order**

**PANEL PARTS**

to group for complete Part Number.



Group No.	Part Number	Part Name	Group No.	Part Number	Part Name	Group No.	Part Number	Part Name
3679	B7A 3679-A	Cover (strg. col. brkt.)	06115	B6A 7006115-A	Bumper (glove compt. door arm)	11654	B7A 11654-A	Switch (light control)
3679	B7A 3679-B	Cover (strg. col. brkt.)	06117	B7A 7006117-BP	Stop (glove compt. door)	11661	B7A 11661-A	Knob ass'y. (light switch)- Custom
3683	B7A 3683-A	Insulator (strg. col. brkt. cover)	06190	B6A 7006190-A	Shield (glove compt. door lock push button)	11661	B7A 11661-B	Knob ass'y. (light switch)- (except Custom)
3685	B5A 3685-A	Key (ignition & door lock)	10804	B7A 10804-B	Regulator (inst. cluster voltage)	13466	B6A 13466-A	Bulb (2 CP)
9280	B7A 9280-A	Gauge (fuel)	10824	B7A 10824-A	Lens (gen. warn. lamp)	14347	FDR 14347-A	Wire (cigar lighter)
9700	B7A 9700-A	Control (carb. choke)	10825	B7A 10825-A	Lens (oil pressure warn. lamp)	14429	FAA 14429-A	Fuse (cigar lighter)
01870	B6A 7001870-A	Bracket (air control mtg.)	10838	B7A 10838-AP	Housing (inst. cluster)	14527	B6A 14527-C	Fuse (clock)
01890	B7A 7001890-A	Control (air)-R. H.	10848	B7A 10848-B	Plate ass'y. (inst. cluster back)	14527	B6A 14527-A	Fuse (ignition switch & radio)
01890	B7A 7001890-B	Control (air)-R. H.	10883	B7A 10883-A	Gauge (temperature)	15009	B7A 15009-A	Bezel (clock)
01891	B7A 7001891-A	Control (air)-L. H.	10887	B7A 10887-C	Dial (inst. cluster main)	15026	B7A 15026-A	Wiring & socket (elec. clock & cigar lighter)
01891	B7A 7001891-B	Control (air)-L. H.	10890	B7A 10890-B	Mask (inst. cluster)	15052	B7A 15052-A	Knob & element ass'y. (cigar lighter)
04320	B7A 7004320-AP	Panel (instrument)	10896	B7A 10896-B	Bezel (inst. cluster odometer)	15055	B7A 15055-A	Socket & retainer ass'y. (cigar lighter)
04334	B7A 7004334-A	Panel (inst. panel end)-R. H.	10978	B7A 10978-B	Mask (inst. cluster odometer)	15087	B7A 15087-A	Cover (cigar lighter)- 8 cyl. only
04335	B7A 7004335-A	Panel (inst. panel end)-L. H.	11572	B5A 11572-A	Switch (ignition)	15805	B7A 15805-A	Dial (trans. gear shift indicator)
04366	B5A 7004366-A	Bracket (inst. panel to pillar)-R. H.	11573	B7A 11573-A	Plate (inst. controls mts.)-R. H.	16916	B7A 16916-A	Cable ass'y. (hood catch control)
04367	B7A 7004367	Bracket (inst. panel to pillar)-L. H.	11575	B7A 11575-A	Plate (inst. controls mts.)-L. H.	16930	B7A 16930-B	Bracket (hood control cable)
04371	B7A 7004371-A	Plate (radio opening)	11580	B6A 11580-A	Bezel (ign. switch)-Inner	17255	B7A 17255-A	Speedometer ass'y.
04407	B7A 7004407-A	Emblem (inst. panel)-8 cyl.	11581	1A 11581-B	Spring (ign. switch ret.)	17470	B7A 17470-A	Control ass'y. (w/s wiper)
04417	B7A 7004417-A	Retainer (inst. panel emblem)	11582	B5A 11582-A	Cylinder & keys (ign.)	17512	B7A 17512-A	Nut (windshield wiper control)
04428	B7A 7004428-A	Cover (clock opening)	11584	B7A 11584-A	Bezel (ignition switch)	17513	B7A 17513-A	Knob ass'y. (w/s wiper control)
04454	B7A 7004454-AP	Grille (radio)	11620	B7A 11620-AP	Housing (inst. panel control)-R. H.	17513	B7A 17513-B	Knob ass'y. (w/s wiper control)
04496	B7A 7004496-AP	Cover (heater control opening)	11621	B7A 11621-AP	Housing (inst. panel control)-L. H.	18374	B7A 18374-A	Clock (electric)
			11622	B7A 11622-A	Lens (inst. panel control ident)-R. H. (8 cyl.)	18513	B7A 18513-A	Knob ass'y. (heater blower switch)
			11622	B7A 11622-B	Lens (inst. panel control ident)-R. H. (6 cyl.)	18513	B7A 18513-B	Knob ass'y. (heater blower switch)
			11623	B7A 11623-A	Lens (inst. panel control ident)-L. H.	18519	B7A 18519-A	Knob (htr. & regulator control)
			11627	B7A 11627-A	Adaptor (inst. panel control mtg.)	18549	B7A 18549-A	Panel ass'y. (htr. control)
			11628	B7A 11628-A	Gasket (inst. panel control hsg.)	18578	B7A 18578-A	Switch ass'y. (heater)
			50	B7A 11650-A	Nut (light switch)	18805	B7A 18805-A	Radio ass'y.
						18805	B7A 18805-B	Radio ass'y.



**BUY IT NOW!**

**Click Here To Order**



# 48 FORD Car, Truck and Thunderbird BODY PARTS CATALOG

GROUP NUMBER	PART NAME		DESCRIPTION, SIZE, ETC.	PART NUMBER	NO. REQD.
	YEAR	BODY TYPES			
<b>04334-5 PANEL (INSTRUMENT PANEL END)</b>					
55	59, 60, 70, 73, 78, 79		R. H. -Paint to match-drill holes as required	B5A 7004334-BP	1
55	59, 60, 70, 73, 78, 79		L. H. -Paint to match-drill holes as required	B5A 7004335-BP	1
55	64, 76		R. H. -Paint to match-drill holes as required	B5A 7604334-BP	1
55	64, 76		L. H. -Paint to match-drill holes as required	B5A 7604335-BP	1
55	A		No. 8 x 1/2" Cross recess oval head self-tapping screw	52344-S13	2
55	A		No. 8 x 2" Cross recess oval head sheet metal screw	352954-S13	4
56	57		R. H.	B6A 6004334-BP	1
56	57		L. H.	B6A 6004335-BP	1
56	64		R. H.	B6A 6404334-AP	1
56	64		L. H.	B6A 6404335-AP	1
56	59, 70, 73, 78, 79		R. H.	B6A 7004334-BP	1
56	59, 70, 73, 78, 79		L. H.	B6A 7004335-BP	1
56	76		R. H.	B6A 7604334-CP	1
56	76		L. H.	B6A 7604335-CP	1
56	A		No. 8 x 2" Cross recess oval head sheet metal screw	352954-S13	2
57	A		R. H.	B7A 7004334-A	1
57	A		L. H.	B7A 7004335-A	1
<b>04338 PANEL (INSTRUMENT PANEL FINISH)</b>					
54	A		Aluminum	BM 7004338-B	1
54	A		No. 8 x 1/2" Fillister head screw	31061-S8	6
54	A		No. 8 Flat washer	44710-S8	6
54	A		No. 8 - 32 Hex. nut	34052-S7	6
54	A		No. 8 Lockwasher	34802-S7	6
55-56	S		Center-aluminum	B5S 4004338-B	1
57	S		Center-aluminum	B7S 4004338-A	1
<b>04358-9 PLATE (INSTRUMENT PANEL UPPER EXTENSION END FINISH)</b>					
55-57	S		R. H.	B5S 4004358-A	1
55-57	S		L. H.	B5S 4004359-A	1
55-57	S		No. 10 x 5/8" Cross recess oval head self-tapping screw	52353-S13	4
<b>04360 COVER ASS'Y. (INSTRUMENT PANEL RADIO OPENING)</b>					
55-57	S			B5S 4004360-A	1
55-57	S		Plastic covered bolt	B4A 7004648-A	2
55-57	S		No. 10 Lockwasher	34803-S7	2
55-57	S		No. 10 - 32 Nut	34079-S7	2
<b>04366 BRACKET (INSTRUMENT PANEL TO PILLAR)</b>					
55-57	A, S			B5A 7004366-A	2
57	A		R. H.	B7A 7004366-A	1
57	A		L. H.	B7A 7004367-A	1
55-57	A, S		5/16"-24 x 5/8" Hex. head bolt	20327-S8	2
55-57	A, S		5/16"-24 x 1" Hex. head bolt	20387-S8	2
55-57	A, S		5/16"-24 Hex. nut	33798-S8	2
<b>04371 PLATE (INSTRUMENT PANEL RADIO DIAL HOLE)</b>					
53	A		When radio not used - paint to match	BF 7004371-AP	1
53	A		No. 10 x 3/8" Binding head sheet metal screw	32917-S7	4
53	A		No. 10 - 12 Nut (spring)	45186-S8	4
54	A		When radio not used-paint to match	BM 7004371-A	1
54	A		Bolt (plastic covered)	B4A 7004648-A	2
			No. 10 Lockwasher	34803-S7	2
				34079-S7	2
			d-paint to match	B5A 7004371-AP	1
			recess oval head screw	353998-S13	2
			d-paint to match	B6A 7004371-AP	1
			d-paint to match	B7A 7004371-A	1



**BUY IT NOW!**

**Click Here To Order**



# FORD Car, Truck and Thunderbird BODY PARTS CATALOG

GROUP NUMBER	PART NAME		DESCRIPTION, SIZE, ETC.	PART NUMBER	NO. REQ'D.
	YEAR	BODY TYPES			
04378	<b>BRACKET ASS'Y. (INSTRUMENT PANEL STABILIZER ON DASH)</b>				
	55-57	S		B5S 4004378-A	1
04392-3	<b>PANEL (INSTRUMENT PANEL FINISH END)</b>				
	55-56	S	L. H.	B5S 4004393-B	1
	55-57	S	R. H.	B5S 4004392-A	1
	57	S	L. H.	B7S 4004393-A	1
04397	<b>RETAINER ASS'Y. (INSTRUMENT PANEL RADIO GRILLE MOUNTING)</b>				
	57	S		B7S 4004397-A	4
04405	<b>GRILLE ASS'Y. (INSTRUMENT PANEL RADIO)</b>				
	53	A	Paint to match	BA 7004405-BP	1
	53	A	No. 8 Flat washer	44710-S8	4
	53	A	No. 8 Washer (external tooth)	34938-S8	4
	53	A	No. 8-32 Hex. nut	34052-S7	4
	54-57	A	Refer to Group 04454		
04407	<b>EMBLEM (INSTRUMENT PANEL)</b>				
	53	A	8 Cylinder	BA 7004407-A	1
	54	A	8 Cylinder	BM 7004407-B	1
	55	A	6 Cylinder	B5A 7004407-C	1
	55-56	A, S	8 Cylinder	B6A 7004407-A	1
	55-56	A, S	Clip (tubular)	358668-S2	1
	57	A	8 Cylinder	B7A 7004407-A	1
	57	A	Retainer	B7A 7004417-A	1
04417	<b>RETAINER (INSTRUMENT PANEL EMBLEM)</b>				
	57	A		B7A 7004417-A	1
04428	<b>COVER (CLOCK OPENING)</b>				
	53	59A, 70A, 72C, 73A, 78		1A 7004428-AP	1
	53	59A, 70A, 72C, 73A, 78	No. 10-12 x 1/2" Cross recess binding head self-tapping screw	32924-S7	2
	53	59A, 70A, 72C, 73A, 78	No. 10-12 Nut (spring)	45186-S	2
	54	59A, 70A, 72C, 73A, 78		BM 7004428-A	1
	54	59A, 70A, 72C, 73A, 78	No. 10 Lockwasher	34803-S7	2
	56	59A, 70A, 72C, 73A, 78	No. 10 - 32 Nut	34079-S7	2
	55	59A, 70A, 70D, 73A, 78	Clock opening	B5A 7004428-AP	1
	55	A	Heater control opening-Paint to match	B5A 7004428-AP	1
	56	A	Clock opening	B6A 7004428-C	1
	56	59A, 70A, 70D, 73A, 78	Gasket-cut 7.40" from B6A 17248-B Refer to Form 7516 Chassis Parts Catalog		
	56	A	No. 8 x 3/8" Round head screw		3
	57	A		B7A 7004428-A	2
04438	<b>PANEL (INSTRUMENT PANEL CLUSTER FINISH)</b>				
	57	S		B7S 4004438-A	4
04439	<b>RETAINER (INSTRUMENT PANEL MOULDING)</b>				
	56	A	Used with padded instrument panel	B6A 7004439-A	8
	56	81, 82, 85		B6A 7004439-A	8
04450	<b>SPACER ASS'Y. (INSTRUMENT PANEL TO BRAKE PEDAL SUPPORT)</b>				
		82, 84, 85		B7C 8104450-A	1
04454	<b>EMBLEM (INSTRUMENT PANEL)</b>				
				BM 7004454-AP	1
				357849-S100	2
				44710-S8	2
				34802-S7	2
				34052-S7	2



**BUY IT NOW!**

**Click Here To Order**



50 **FORD** Car, Truck and *Thunderbird* **BODY PARTS CATALOG**

GROUP NUMBER	PART NAME		DESCRIPTION, SIZE, ETC.	PART NUMBER	NO. REQD.
	YEAR	BODY TYPES			
<b>04454 GRILLE (INSTRUMENT PANEL RADIO) - CONTINUED</b>					
	55	A	Paint to match	B5A 7004454-AP	1
	56	A	Paint to match	B6A 7004454-AP	1
	55-57	S	Paint to match	B5S 4004454-AP	1
	57	S	Retainer	B7S 4004397-A	4
	55-57	S	No. 8 Lockwasher (external tooth)	34938-S8	4
	55-57	S	No. 8-32 Hex. nut	34052-S7	4
	57	A	Paint to match	B7A 7004454-AP	1
<b>04460 PLATE (INSTRUMENT PANEL NAME)</b>					
	55	59B, 60, 64, 70B, 70C, 73B, 73C, 76, 79	"Ford"	B5A 7004460-A	1
	55-56	S	"Thunderbird"-Not used with safety pad	B5S 4004460-A	1
	56	57, 59B, 59C, 64, 70B, 70C, 73B, 73C, 76, 79	"Ford"	B5A 7004460-A	1
<b>04472 MOULDING (INSTRUMENT PANEL) - CENTER</b>					
	55	59B, 60B, 70B, 70C, 73B, 73C, 79		B5A 7004472-A	1
	56	59B, 60B, 70B, 70C, 73B, 73C, 79	Clip (moulding)	B5A 7004878-A	10
	56	A	Used with padded instrument panel	B6A 7004472-A	1
	56	A	Retainer (moulding)	B6A 7004439-A	4
	56	81, 82, 85	Used with padded instrument panel	B6C 8104472-A	1
	56	81, 82, 85	Retainer (moulding)	B6A 7004439-A	2
<b>04496 COVER (INSTRUMENT PANEL HEATER CONTROL OPENING)</b>					
	54	A	Paint to match	BM 7004496-AP	1
	55	A	Refer to Group 04428		
	57	A		B7A 7004496-A	1
<b>04506 COVER ASS'Y. (INSTRUMENT PANEL HEATER CONTROL OPENING)</b>					
	55-56	S	Not used when heater is installed	B5S 4004506-B	1
	56	A	Not used when heater is installed-paint to match	B6A 7004506-AP	1
<b>04528 BRACKET (INSTRUMENT PANEL HEATER CONTROL OPENING COVER MOUNTING)</b>					
	57	A		B7A 7004528-A	2
<b>04536 SUPPORT ASS'Y. (INSTRUMENT PANEL TO COWL VENTILATOR FRAME)</b>					
	53-55	81, 82, 84, 85		BAAA 8104536-B	1
	56	81, 82, 85		B6C 8104536-A	1
	56-57	84		BAAA 8104536-B	1
<b>04539 MEDALLION (ROOF SIDE)</b>					
	53-54	60	Roof side ornament	1A 7004539	2
	53-54	60	Retainer	1A 7004540-A	2
	53-54	60	Pad	1A 7004541	2
	53-54	60	Plate (mounting)	1A 7004564	2
	53-54	60	No. 6 External tooth lockwasher	34937-S7	4
	53-54	60	No. 6-32 Hex. nut	34051-S7	4
<b>04540 RETAINER (ROOF SIDE MEDALLION)</b>					
	53-54	60	Roof side ornament	1A 7004540-A	2
<b>04541 PAD (ROOF SIDE MEDALLION)</b>					
	53-54	60	Rubber - roof side ornament	1A 7004541	2
	53-54	60	Rubber - body side ornament		2
	53-54	60	Compartment door ornament		1
	53-54	60	Trunk pillar ornament		2
	53-54	60	Trunk back moulding		1
	53-54	60	Trunk ornament		1
	53-54	60	Trunk ornament		2
	53-54	60	Trunk ornament		2



**BUY IT NOW!**

**Click Here To Order**

