

1960-1964 FORD CAR PARTS AND ACCESSORIES

TEXT CATALOG

Autolite



BUY IT NOW! PARTS DIVISION

Click Here To Order

COMPANY - DEARBORN, MICHIGAN

1969

QUICK REFERENCE INDEX - PAGE

GENERAL INFORMATION
MODEL IDENTIFICATION II

PAINT 1

SECTIONS 10-24
WHEELS, BRAKES 5

SECTIONS 30-46
FRONT SUSPENSION, STEERING
REAR AXLE, DRIVE SHAFT 49

SECTIONS 50-54
FRAME, EXHAUST SYSTEM, SPRINGS 121

SECTIONS 60-60.9
ENGINE 173

SECTIONS 70-75
MANUAL TRANSMISSION, CLUTCH 259

SECTIONS A70-A74
AUTOMATIC TRANSMISSION 321

SECTIONS 80-86.2
COOLING, GRILLE 387

SECTIONS 90-97
FUEL, CARBURETOR, ACCELERATOR 431

SECTIONS 100-120.4
GENERATOR, ALTERNATOR
STARTER, DISTRIBUTOR 609

SECTIONS 130-150
LAMPS, WIRING 707

SECTIONS 160-166
FENDER, HOOD 787

SECTIONS 170-190
SPEEDOMETER, WINDSHIELD WIPER,
BUMPER, ACCESSORIES 815

BODY PARTS INDEX 903

BODY SECTIONS 000-100
BODY FRONT, FLOOR 925

BODY SECTIONS 200-300
SIDE DOOR, PILLAR, QUARTER 979

BODY SECTIONS 400-500
BACK, LUGGAGE COMPARTMENT,
TAILGATE 1083

BODY SECTIONS 600-620
SEATS 1157

SOFT TRIM 1195




Copyright © 2007, Forel Publishing Company, LLC, Woodbridge, Virginia

All Rights Reserved. No part of this book may be used or reproduced in any manner whatsoever without written permission of Forel Publishing Company, LLC. For information write to Forel Publishing Company, LLC, 3999 Peregrine Ridge Ct., Woodbridge, VA 22192

1960-64 Ford Car Master Parts and Accessories Catalog
(Form AF 7681 and AF 7682)

ISBN: 1-60371-021-3
EAN: 978-1-60371-021-3

Forel Publishing Company, LLC
3999 Peregrine Ridge Ct.
Woodbridge, VA 22192
Email address: webmaster@ForelPublishing.com
Website: <http://www.ForelPublishing.com>



This publication contains material that is reproduced and distributed under a license from Ford Motor Company. No further reproduction or distribution of the Ford Motor Company material is allowed without the express written permission of Ford Motor Company.

Disclaimer

Although every effort was made to ensure the accuracy of this book, no representations or warranties of any kind are made concerning the accuracy, completeness or suitability of the information, either expressed or implied. As a result, the information contained within this book should be used as general information only. The author and Forel Publishing Company, LLC shall have neither liability nor responsibility to any person or entity with respect to any loss or damage caused, or alleged to be caused, directly or indirectly by the information contained in this book. Further, the publisher and author are not engaged in rendering legal or other professional services. If legal, mechanical, electrical, or other expert assistance is required, the services of a competent professional should be sought.



MASTER PARTS AND ACCESSORIES CATALOG

FORM AF-7881

1960/64 PASSENGER CAR

AUTOLITE - FORD PARTS DIVISION

DISTRICT OFFICES

Atlanta (East Point, Ga.)	Dallas, Texas	Kansas City, Mo.	Philadelphia (Pennsauken, N.J.)
Boston (Natick, Mass.)	Denver, Colo.	Los Angeles (Pico-Rivera, Calif.)	Pittsburgh, Pa.
Charlotte, N.C.	Des Moines, Iowa	Memphis, Tenn.	Richmond, Va.
Chicago (Melrose Park, Ill.)	Detroit (Livonia, Mich.)	New Orleans (Arabia, La.)	Salt Lake City, Utah
Cincinnati, Ohio	Houston, Texas	New York (Teterboro, N.J.)	San Francisco (Richmond, Calif.)
Cleveland, Ohio	Jacksonville, Fla.	Oklahoma City, Okla.	Seattle, Washington
			Twin City (Minneapolis, Minn.)

INDEX FOR GENERAL INFORMATION SECTION

Abbreviations	XVII, XVIII	<u>PATENT or WARRANTY PLATE CODES</u>	
Autolite Sales Part Numbers	VI	Assembly Plant	XIV
Basic Body Parts Numbering System	III	Body Color (refer to Paint Section)	
Body Type Codes	IV	Body Series Codes.....	XIV
Catalog Formats	V	Body Type Codes	XV, XVI
Catalog Model Codes	IV	Diagrams and Explanation	XII, XIII
District Offices.....	II	District	XVI
Ford Basic Group Numbers and Related Catalog Section Numbers.....	VIII	Engine Codes & Horsepower Rating	XV
FoMoCo Basic Part Numbering.....	IX, X, XI	Model Year	XIV
General Instructions	II	Months of the Year	XVI
How to Order Parts	VII	Rear Axle Ratio.....	XVII
Major Group Index	VIII	Transmission Type	XVII
Model Identification Section.....	V, XIX	Trim Scheme (refer to Soft Trim Section)	
Model Year Application	IV		
Parts Identification	V		
Part Name Index (Body & Chassis).....	VIII		
Procedure for using Catalog	VII		
Quick Reference Index	I		
Section, Group and Basic Numbers	III		
Soft Trim	VI		
Standard and Utility Hardware.....	V		
Symbol (Explanation of ★).....	IV		

GENERAL INSTRUCTIONS

This Ford Car Master Parts Catalog contains replacement parts and accessories information for the Ford, Fairlane, Thunderbird and Falcon passenger cars for the model years 1960 through 1964. This "Text" catalog is to be used in conjunction with "Illustration" catalog, Form AF-7882.

The driver's side is the left hand side of the vehicle and should govern in determining such parts as fenders, lamps, etc. as to whether a part is right or left hand.

Refer to the Index above for a listing of the various items appearing in the General Information Section.

SATISFACTION 100% GUARANTEED

BUY IT NOW!

Click Here To Order

PayPal American Express Cards Discover MasterCard VISA

SECTION, GROUP and BASIC NUMBERS

For greater convenience this catalog is divided into specific sections; such as brakes, front suspension, engine, transmission, etc. For example, FRONT SUSPENSION appears in section 30, STEERING in section 35, REAR AXLE in section 40, etc. The applicable exploded illustrations are contained in separate sections which are related to the text section numbers. For example STEERING illustrations appear in Illustration Section 35 of the "Illustrations" Catalog, Form AF-7682.

The basic part number groups and the section numbers under which each is listed are shown on page number VII of this general information section.

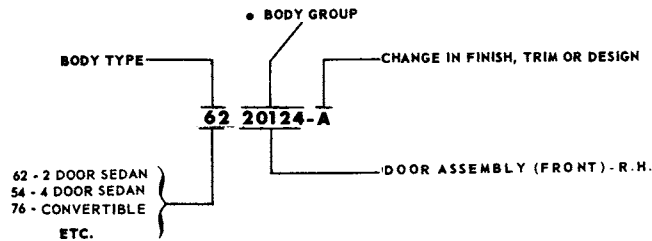
The basic part number groups shown on page VIII have been expanded as shown in the Charts on pages IX, X, XI to provide for additional groups to accommodate new lines. In numerical listings, expanded numbers will be considered to follow the same sequence as the regular basic numbers from which they are expanded and are arranged in Catalogs as follows.

3538
3C538
3634
3A634

Illustrations contain basic group numbers only, therefore, it is necessary to refer to the basic group within this "text" catalog for complete applicable part numbers.

BASIC BODY PARTS NUMBERING SYSTEM

FOLLOWING IS A DIAGRAM OF THE BASIC BODY PARTS NUMBERING SYSTEM



- These five digits comprise the Body Group Numbers as used throughout each body parts section.

A complete group index of body parts has been included at the beginning of the body area. The index is divided into areas of the car in alphabetical sequence; see the first page of the Body Index Section.

100% SATISFACTION GUARANTEED

BUY IT NOW!

Click Here To Order

PayPal, Discover, MasterCard, VISA

EXPLANATION OF SYMBOL ★

- ★ Symbol indicates part is not supplied for service due to the following:
- a. Part is superseded and replaced as indicated in the description column of text.
 - b. Part can be improvised as indicated in the description column of text.
 - c. Due to its function there would be little or no demand.

Note: Always refer to the description column of the text for possible substitution, or for material specifications and dimensions which may be helpful in obtaining the non-serviced part locally.

CATALOG MODEL CODES

(A) Ford (B) Fairlane (62/) (S) Thunderbird (X) Falcon
(A) Fairlane (60/61)

BODY TYPE CODES

Most body parts and some chassis parts are identified by Body Type Codes. A complete listing of body type codes is shown on pages XIV, XV of this General Information Section. Similar body types are identified by the same code number; the body type suffix is used to identify a particular body type. For instance, in 1960/61 the body type code 58 was used as follows:

<u>Body Type Code</u>	<u>Body Type</u>
58A	Fairlane "500" 4 Door Sedan
58E	Fairlane 4 Door Sedan
58F	Custom "300" 4 Door Sedan

Body type codes (less suffix) are shown in the model column of the catalog text or with illustrations titles when all body types of a related group are affected. For example, when body type code 58 is shown, it includes 58A, 58E and 58F.

MODEL YEAR APPLICATION

Model year application is indicated by showing the first year followed by a diagonal line to indicate continued usage in all subsequent years until the insertion of the last year of usage, which will then be inserted after the diagonal line. If no diagonal line is shown the part is applicable only to the year shown.

Example:

- 60/ indicates part used 1960 through 1964 in this catalog and for subsequent years as indicated in the 1965/ catalog.
61/63 indicates part used 1961 through 1963 model years.
62 indicates part used 1962 model year only.



CATALOG FORMATS

Various formats are used throughout this catalog to coincide with the normal procedure for selecting the affected part numbers. Most areas of the catalog use a format arranged in the order shown below:

Column

- 1 Model year
- 2 Type of vehicle or equipment within a specific model year
- 3 Description, size, etc.
- 4 No. required per vehicle
- 5 Complete part number

Formats peculiar to a particular area of the catalog are generally self explanatory. When necessary, instructions are shown at the beginning of the affected group. For instance, the various charts and parts list method of cataloging in the Carburetor Section are explained on Page 469 of Section 95.

PARTS IDENTIFICATION

To assist in the identification of various parts and major assemblies, identification numbers are shown on the parts themselves or on tags or plates attached to selected major assemblies. Reference to identification numbers is made throughout the catalog, and cross reference charts are provided in some areas to facilitate the selection of the service part number when the identification number is known. It is most important that identification tags and plates be retained with the part or assembly with which they are originally furnished.

MODEL IDENTIFICATION SECTION

Following this General Information Section is a Model Identification Section which includes pictures of the various car lines by model year. This section is provided to assist in the identification of a vehicle when the patent or warranty plate information is not readily available.

STANDARD and UTILITY HARDWARE

Standard and utility hardware, such as bolts, screws, fittings, etc. are listed below the part with which they are used. To facilitate the stocking and handling of standard and utility parts by Ford dealers, locator codes are preassigned by Ford Motor Company. The locator codes are shown in parentheses immediately following or below the standard and utility part numbers. For an example, refer to Body Section 030, Page 941, Group 03086. The part number for a No. 8 x 1" cross recess oval head screw is 52376-S13 and the locator code is U296. In the catalog this item will be shown as 52376-S13 (U296).

100% SATISFACTION GUARANTEED

BUY IT NOW!

Click Here To Order

PayPal American Express Cards Discover MasterCard VISA

AUTOLITE SALES PART NUMBERS - LOCATOR CODES

To facilitate the stocking and handling of those service parts which are assigned both Parts and Accessories Part Numbers and Autolite Sales Part Numbers, the Autolite Sales Part Numbers are shown in parentheses immediately following or below the Parts and Accessories Part Numbers.

For example, refer to Section 96, Page 593, Group 9601. The Parts and Accessories Part Number for a carburetor air cleaner element used on a 1962 Ford with a 6 cylinder 223 C.I.D. engine is C3VY 9601-A and the Autolite Sales part number is FA-4. In the catalog this item will be shown as C3VY 9601-A (FA-4).

SOFT TRIM

Soft Trim parts are arranged in separate sections according to year, that is 1960, 1961 etc. The colored upholstery swatches must be retained from your loose leaf catalog as these have not been included in this publication.

The Soft Trim Sections include only those items which were available for service at the time of printing. Items not shown in the catalog must be improvised or procured locally. Use the following instructions in order to locate the appropriate Soft Trim part numbers.

SOFT TRIM PARTS for ALL MODELS Consists of:

- (1) Parts cataloged by color (e.g. Groups 02344-5, 24346-7, etc.).
- (2) Parts cataloged by trim code (e.g. Groups 23942-3, 62900, etc.).
- (3) Miscellaneous parts (e.g. Groups 47042, 63501, etc.).

PARTS CATALOGED BY COLOR:

- (1) Identify Model, Body Type and Color of desired part.
- (2) Determine Group Number of part.
- (3) Locate appropriate color listed at top of page.
- (4) Match color with model and body type to select desired part number.

FOR EXAMPLE: Should a Black Front Floor Mat (Group 13000-1) be desired for a 1960 Falcon -

- (1) Refer to Group 13000-1
- (2) Read list of colors above title to find "Black"
- (3) Read down to find "X"
- (4) Part number shown is CODZ 6413000 and suffix in "Black" column is EAB.

PARTS CATALOGED BY TRIM CODE:

- (1) Identify Model, Body Type and Trim Code.
- (2) Determine Group Number of part.
- (3) Locate appropriate Trim Code (listing of Trim Codes precedes each body type).
- (4) Match Model and Body with Trim Code to select part number.

FOR EXAMPLE: Should a Front Seat Cushion Cover (Group 62900) be required for a 1964 Ford, Body Type 54E, Trim Code 32 -

- (1) Refer to Group 62900
- (2) Read down to locate A(54E)
- (3) Read Trim Codes (listed numerically) to find Trim Code 32
- (4) Part number shown is C4AZ 6262900 and suffix listed is ADA.



PROCEDURE FOR USING CATALOG

Following is a recommended procedure for using this catalog.

Should an inquiry be received for a rear brake carrier plate for a 1963 Thunderbird, use the following steps.

- A. Refer to the Quick Reference Index on the cover of this catalog. The index shows that parts for Wheels and Brakes are shown in Section 10 through 24 of this catalog. The first section (10) in this group will contain an alphabetical index.
- B. Refer to the Alphabetical Index at the beginning of Section 10 under heading "Brake System"; find name "Plate (rear carrier)". The group number will be shown as 2211-12.
- C. Refer to group 2211-12 and locate the year 1963 in the column head "Year". Refer then to column headed "Model" for "S" which indicates Thunderbird. The part number will be shown as C3SZ 2211-A for right hand and C3SZ 2212-A for left hand.

In the event the proper nomenclature is in doubt, an alternate method of locating basic part number would be as follows.

- A. Refer to the Quick Reference Index on the cover of the Illustration Catalog. The index shows that parts for Wheels and Brakes are shown in Section 10 through 24 of the Illustration Catalog. The first section (10) in this group will contain an index for all illustrations in Sections 10 through 24.
- B. Refer to the Illustration Index at the beginning of Section 10 under heading "Front and Rear Brakes" and find the illustration applicable to rear brakes for 1963 Thunderbird. (Page 49).
- C. Refer to the illustration on page 49 and identify the proper part. It will show a Group number of 2211-12.
- D. Refer to Group 2211-12 and locate the year 1963 in the column headed "Year". Refer then to column headed "Model" for "S" which indicates Thunderbird. The part number will be shown as C3SZ 2211-A for right hand and C3SZ 2212-A for left hand.

HOW TO ORDER PARTS

When ordering parts, always give the complete part number.

In the event the part number is not known, the following information should be included.

- A. Complete description of part.
- B. Model year and body type
- C. Dimension, number of teeth, size, etc.; if possible rough sketch of part.
- D. If applicable to engine, transmission, axle, steering, etc.; specify type; such as 390 cubic inch, Fordomatic, Power Steering, etc.
- E. Advise how shipment is to be made - Freight, Express, Air, Parcel Post.



MAJOR GROUP INDEX (Alphabetically Listed)

Below are various major groups appearing in the Chassis and Body Sections of this catalog. An alphabetical index covering the service details and related parts for each major group of the Chassis parts area of this catalog is listed at the beginning of the section indicated below. A separate Body Index Section is shown at the beginning of the Body parts area of this catalog. In addition, a Quick Reference Index is shown on the cover.

CHASSIS PARTS INDEX							
GROUP	SECTION	GROUP	SECTION	GROUP	SECTION	GROUP	SECTION
Accelerator Linkage	90	Fenders	160	Linkage (steering)	30	Stabilizer	50
Air Conditioner	170	Frame	50	Manifold	90	Steering Gear	30
Alternator	100	Front Suspension	30	Mirrors	170	Steering Linkage	30
Axle (rear)	30	Fuel Pump	90	Paint	Paint	Suspension (front)	30
Battery	100	Fuel System	90	Pump (fuel)	90	Tachometer	170
Brake System	10	Gear Shift	70	Pump (water)	80	Tank (fuel)	90
Bumpers	170	Generator	100	Radiator	80	Tools	170
Carburetor	90	Grille	80	Radio	170	Thermactor	170
Carrier (wheel)	10	Heater	170	Rear Axle	30	Transmission(auto.)	A70
Clutch	70	Hood	160	Regulator (voltage)	100	Transmission(manual)	70
Cooling System	80	Horns	130	Shaft (drive)	30	Voltage Regulator	100
Distributor	100	Ignition System	100	Shift (gear)	70	Water Pump	80
Drive Shaft	30	Instrument Cluster	100	Shock Absorber	170	Wheels	10
Engines	60	Jack	170	Speed Control	90	Windshield Washer	170
Exhaust System	50	Lamps	130	Speedometer	170	Windshield Wiper	170
Fan	80	Linkage (accelerator)	90	Springs	50	Wiring	130

BODY PARTS INDEX							
Back	*	Door (front)	*	Instrument Panel	*	Seat (auxiliary)	*
Body Assembly	*	Door (rear)	*	Luggage Compartment	*	Seat (front)	*
Body Side	*	Floor	*	Package Tray	*	Seat (rear)	*
Console Panel	*	Front	*	Quarter	*	Top (folding)	*
Center Pillar	*	Glove Compartment	*	Roof	*	Windshield	*

FORD BASIC GROUP NUMBERS and RELATED CATALOG SECTION NUMBERS

A more detailed listing of the basic group numbers, their related expansion numbers and functional areas is shown on the next three pages

CHASSIS PARTS BASIC GROUP NUMBER	CATALOG SECTION NO.	CHASSIS PARTS BASIC GROUP NUMBER	CATALOG SECTION NO.	CHASSIS PARTS BASIC GROUP NUMBER	CATALOG SECTION NO.	BODY PARTS BASIC GROUP NUMBER	BODY SECTION NO.
1000 - 1999	10	3, 03 - 1963/	70, 4	10000 - 10299	100	00000 - 02999	000
2000 - 2199	20	D/4/S - 1962/	70, 5	10300 - 10599	103, 103.1 thru 103.5	03000 - 04199	030
2200 - 2299	22	F/4/S - 1964/	70, 6	10600 - 10999	106	04200 - 09999	042
2300 - 2399	23	W/4/S - 1960/	70, 7	11000 - 11999	110, 110.1 thru 110.3	10000 - 19999	100
2400 - 2999	24	Manual Trans. -linkage, etc.-		12000 - 12999	120	20000 - 20999	200
3000 - 3499	30	7000 - 7299	71	Dist. Parts Lists	120 thru 120, 4	21000 - 21999	210
3500 - 3599	35	7300 - 7400	73	13000 - 13399	130	22000 - 22999	220
3600 - 3999	36, 37	7500 - 7999	75	13400 - 13699	134	23000 - 23999	230
4000 - 4599	40	Automatic trans. Parts Lists - Ident. & Appl. Chart	A70	13700 - 13999	137	24000 - 25999	240
4600 - 4999	46	F/M/2 - 1960/64	A70, 2	14000 - 14399	140	26000 - 26999	260
5000 - 5199	50	C/M - 1960/	A70, 3	14400 - 14499	144	27000 - 27999	270
5200 - 5299	52	C4 - 1964/	A70, 4	14500 - 14999	145	28000 - 28999	280
5300 - 5399	53	Automatic Trans. -linkage, etc.		15000 - 15999	150	29000 - 29499	290
5400 - 5999	54	7000 - 7199	A71	16000 - 16099	160	29500 - 29999	295
6000-6898 Engine I.D. Chart	60	7200 - 7399	A72	16600 - 16999	166	30000 - 39999	300
6 cyl. 144, 170, 200	60.1	7400 - 7999	A74	17000 - 17299	170	40000 - 41999	400
6 cyl. 223	60.2	8000 - 8499	80	17300 - 17399	173	42000 - 42999	420
8 Cyl. 221, 260, 289, 289Spl.	60.3	8500 - 8599	85	17400 - 17599	175	43000 - 43999	430
8 cyl. 292	60.4	8600 - 8999	86	17600 - 17999	176	44000 - 49999	440
8 Cyl. 352, 390 & SPECIALS	60.6	9000 - 9299	90	18000 - 18399	180	50000 - 50999	500
8 cyl. 406, 427	60.7	9300 - 9399	93	18400 - 18999	184	51000 - 51999	510
8 cyl. 430	60.9	9400 - 9499	94	19000 - 19999	190	52000 - 52999	520
Manual trans. Parts Lists- Appl. Chart	70	9500 - 9599	95	70000 - 79999	A70, 1 thru A70.5	53000 - 59999	530
		CARBURETOR PARTS LISTS	95.1 thru 95.22			60000 - 60999	600
		COMPONENTS	95A			61000 - 61999	610, 615, 617
			96			62000 - 69999	620
			97			00000 - 69999	SOFT TRIM - By MODEL YEAR



BUY IT NOW!

Click Here To Order



FORD MOTOR COMPANY BASIC PART NUMBERING

CHASSIS, ENGINE and ELECTRICAL BASIC NUMBER SERIES

BASIC PART NO. SERIES	BASIC SERIES EXPANSION	PARTS WHICH QUALIFY BY FUNCTIONAL AREA	BASIC PART NO. SERIES	BASIC SERIES EXPANSION	PARTS WHICH QUALIFY BY FUNCTIONAL AREA
1000-1250 1251-1349 1350-1499 1500-1724 1725-1999 2000-2874 2875-2999 3000-3499 3500-3776 3777-3999 4000-4999	1A000-1A250 1A251-1A349 1A350-1A499 1A500-1A724 1A725-1A999 2A000-2A874 2A875-2A999 3A000-3A499 3A500-3A776 3A777-3A999 4A000-4A999	Wheels, hubs, and drums Open numbers Spare wheel carrier Tires and tubes Open numbers Brakes Air compressor Front axles and front suspensions Steering gear and steering wheel Open numbers Rear axle and driveshaft and coupling shaft Frame and brackets *	13000-13299 13000-13399 13400-13699 13700-13799 13800-13949 13950-13999 14000-14689 14690-14724 14725-14999 15000-15074 15075-15114 15115-15199	13A000-13A299 13A300-13A399 13A400-13A699 13A700-13A799 13A800-13A949 13A950-13A999 14A000-14A689 14A690-14A724 14A725-14A999 15A000-15A074 15A075-15A114 15A115-15A199	Headlamps & parking lamps Turn signal License, tail, and stop lamps Courtesy, dome and instrument lamps and switches Horn Open numbers Wiring and circuit breakers, terminals and connectors, window regulator, fuse panel Seat regulator (electrical) Junction boxes and electric conduit Clocks & cigar lighter Lamp assy. - cluster *
5300-5350 5351-5416 5417-5454 5455-5481 5482-5499 5500-5515 5516-5999 6000-6899 6900-6944 6945-6999 7000-7999 8000-8499 8500-8599 8600-8669 8670-8999	5A300-5A350 5A351-5A416 5A417-5A454 5A455-5A481 5A482-5A499 5A500-5A515 5A516-5A999 6A000-6A899 6A900-6A944 6A945-6A999 7A000-7A999 8A000-8A499 8A500-8A599 8A600-8A669 8A670-8A999	Front springs Sub-frame (for cab mounting) Open numbers Front springs-clips, studs, and bushings Stabilizer and attaching parts Front spring covers Rear springs and attaching parts Engine and mounts *	15200-15399 15400-15489 15490-15579 15580-15599 15600-15649 15650-15655 15656-15699 15700-15724 15725-15759 15760-15799 15800-15849 15850-15874 15875-15899	15A200-15A399 15A400-15A489 15A490-15A579 15A580-15A599 15A600-15A649 15A650-15A655 15A656-15A699 15A700-15A724 15A725-15A759 15A760-15A799 15A800-15A849 15A850-15A874 15A875-15A899	Road & spotlamps Lamp assy. - marker Lamp assy. back up & utility Lamp assy. - Police flasher * Map lamp Top control Engine compartment lamp Commercial pump motors Note: Not used Passenger Car, Truck & Industrial Engines Open numbers Lamp assy. - transmission control selector indicator Parking brake signal Open numbers
9000-9423 9000-9269 9424-9499 9500-9699 9700-9899 9900-9999 10000-10399 10400-10499 10500-10649 10650-10837 10838-10999 11000-11529 11530-11568 11569-11619	9A000-9A423 9A000-9A269 9A424-9A499 9A500-9A699 9A700-9A899 9A900-9A999 10A000-10A399 10A400-10A499 10A500-10A649 10A650-10A837 10A838-10A999 11A000-11A529 11A530-11A568 11A569-11A619	Fuel tank, gauges, pumps & lines Fuel tank, gauges, pumps & lines Manifold, clamps, thermostats etc. Carburetors & air cleaners Thermostatic choke, acc. spark & throttle control rods *	15900-15999 16000-16299 16300-16449 16450-16549 16550-16579 16580-16599 16600-16999 17000-17149 17150-17249 17250-17384 17385-17399 17400-17674 17675-17748 17749-17999	15A900-15A999 16A000-16A299 16A300-16A449 16A450-16A549 16A550-16A579 16A580-16A599 16A600-16A999 17A000-17A149 17A150-17A249 17A250-17A384 17A385-17A399 17A400-17A674 17A675-17A748 17A749-17A999	* Front fender, aprons & shields Rear fenders Running boards and brackets Splash shields Open numbers Hood, brackets and controls Tools Open numbers Speedometer and tachometer Open numbers Wipers and washers Rear view mirrors Front and rear bumpers and stone deflectors
11620-11644 11645-11688 11689-11999 12000-12427 12428-12449 12450-12499 12500-12999	11A620-11A644 11A645-11A688 11A689-11A999 12A000-12A427 12A428-12A449 12A450-12A499 12A500-12A999	Open numbers Lighting switch Open numbers Coil, distributor & spark plugs Open numbers Engine governor Open numbers	18000-18199 18200-18241 18242-18699 18700-18799 18800-19499 19500-19549 19550-19999	18A000-18A199 18A200-18A241 18A242-18A699 18A700-18A799 18A800-19A499 19A500-19A549 19A550-19A999	Shock absorbers * Heaters Air brakes Radio Miscellaneous Accessories Air conditioners



BUY IT NOW!

Click Here To Order



and parts qualifying will be identified with part numbers from a more appropriate series.

BODY BASIC NUMBERS and CORRESPONDING FUNCTIONS

BASIC PART NO. SERIES	BASIC SERIES EXPANSION	PARTS WHICH QUALIFY BY FUNCTIONAL AREA	BASIC PART NO. SERIES	BASIC SERIES EXPANSION	PARTS WHICH QUALIFY BY FUNCTIONAL AREA
00000-00099	000A00-000A99	Body assy. & trim sets	25900-25999	259A00-259A99	Open
00100-00399	001A00-003A99	Front end assembly	26000-26199	260A00-261A99	Rear door reinforcement
01400-01499	014A00-014A99	Ventilating ducts & valves	26200-26399	262A00-263A99	Rear door glass frame
01500-01599	015A00-015A99	Brake pedal support	26400-26699	264A00-266A99	Rear door lock & handles
01600-01799	016A00-017A99	Dash assembly	26700-26799	267A00-267A99	Open
01800-01999	018A00-019A99	Ventilating ducts & valves	26800-26899	268A00-268A99	Rear door hinge
02000-02699	020A00-026A99	Cowl & front body pillar	26900-26999	269A00-269A99	Open
02700-02899	027A00-028A99	Open	27000-27299	270A00-272A99	Rear door check & regulator
02900-02999	029A00-029A99	Body front tie bow braces, etc.	27300-27399	273A00-273A99	Rear door regulator vacuum lift
03000-03999	030A00-039A99	Windshield assembly	27400-27699	274A00-276A99	Rear door trim
04000-04249	040A00-042A49	Visor assembly	27700-28099	277A00-280A99	Quarter & quarter panel assy.
04250-04399	042A50-043A99	Front belt rail inst. panel assy.	28100-28399	281A00-283A99	Quarter lock pillar
04400-04599	044A00-045A99	Panel assy. -instr. panel details	28400-28499	284A00-284A99	Open
04600-04799	046A00-047A99	Cigar lighter assy. & instr. cluster	28500-28699	285A00-286A99	Quarter header & frame
			28700-28799	287A00-287A99	Quarter belt rail
04800-04899	048A00-048A99	Ash receptacle assy.	28800-28999	288A00-289A99	Open
04900-05999	049A00-059A99	Open	29000-29199	290A00-291A99	Quarter window garnish mldg.
06000-06199	060A00-061A99	Glove compt. assy.	29200-29599	292A00-295A99	Quarter reinf. braces & brkts.
06200-09999	062A00-099A99	Open	29600-29999	296A00-299A99	Quarter window, glass & channel
10000-10999	100A00-109A99	Floor side & cross members	30000-30199	300A00-301A99	Quarter glass run & regulator
11000-11099	110A00-110A99	Underbody assy.	30200-30299	302A00-302A99	Quarter vent. window
11100-11499	111A00-114A99	Floor pan assy. silencers & pads	30300-30699	303A00-306A99	Qtr. window regulator & frame
11500-11799	115A00-117A99	Floor board assy.	30700-30799	307A00-307A99	Quarter arm rest ash receptacle
11800-11999	118A00-119A99	Open	30800-30999	308A00-309A99	Open
12000-12099	120A00-120A99	Floor board riser	31000-31499	310A00-314A99	Quarter trim assy. & assist loop
12100-12299	121A00-122A99	Floor trans. cover dust sealer	31500-31599	315A00-315A99	Open
12300-12599	123A00-125A99	Open	31600-31899	316A00-318A99	Qtr. arm rest assy.
12600-12699	126A00-126A99	Floor skid strip	31900-31999	319A00-319A99	Quarter panel spare wheel compt.
12700-12999	127A00-129A99	Open	32000-32199	320A00-321A99	Open
13000-13199	130A00-131A99	Floor mat & carpet	32200-32399	322A00-323A99	Side slats-trim sticks-anti-squeaks
13200-13299	132A00-132A99	Floor scuff plate			
13300-13499	133A00-134A99	Open	32400-32499	324A00-324A99	Quarter folding compt. -pkg.
13500-13599	135A00-135A99	Floor tool box	32500-39999	325A00-399A99	Open
13600-13799	136A00-137A99	Open	40000-40199	400A00-401A99	Back door & luggage compartment
14000-14199	140A00-141A99	Member assy. body side frnt. & rr.	40200-40399	402A00-403A99	Tail gate & back panel assy.
14200-14299	142A00-142A99	Sill assy. -floor pan cross front	40400-40499	404A00-404A99	Lift gate
14300-19999	143A00-199A99	Open	40500-40599	405A00-405A99	Open
20000-20799	200A00-207A99	Body side and front door	40600-40699	406A00-406A99	Luggage compt. door panel
20800-21099	208A00-210A99	Front door garnish mldg.	40700-40799	407A00-407A99	Tail gate panel assy.
21100-21299	211A00-212A99	Front door reinforcement	40800-40999	408A00-409A99	Back door & tail gate frame assy.
21300-21399	213A00-213A99	Open	41000-41099	410A00-410A99	Back door pillar fillers
21400-22399	214A00-223A99	Front door glass, lock & frame	41100-41199	411A00-411A99	Open
22400-22499	224A00-224A99	Front door handles	41200-41299	412A00-412A99	Deck pillar group
22500-22599	225A00-225A99	Open	41300-41399	413A00-413A99	Luggage compt. & lift gate door header
22600-22699	226A00-226A99	Front door handles-inside	41400-41599	414A00-415A99	Open
22700-22799	227A00-227A99	Open			
22800-22899	228A00-228A99	Front door hinge	41600-41699	416A00-416A99	Tail gate framing
22900-22999	229A00-229A99	Front door ventilating window	41700-41899	417A00-418A99	Back belt rail
23000-23399	230A00-233A99	Front door dovetail & regulator	41900-41999	419A00-419A99	Back door glass & framing
23100-23499	231A00-234A99	Front door & window regulators	42000-42299	420A00-422A99	Back window glass & frame assy.
23500-23499	234A00-235A99	Front door check	42300-42499	423A00-424A99	Back window garnish moulding
23600-23699	236A00-236A99	Open	42500-42599	425A00-425A99	Back door finish strip-mouldings
23700-24199	237A00-241A99	Front door trim & arm rest	42600-42699	426A00-426A99	Tail gate cross finish strip
24200-24299	242A00-242A99	Hydraulic window operating	42700-42899	427A00-428A99	Luggage compt. hinge assy. - lamp assy.
24300-24599	243A00-245A99	Center pillar assy.			
24600-24999	246A00-249A99	Rear door assy. & panels	42900-42999	429A00-429A99	Back door hinge & reinf. assy.
25000-25099	250A00-250A99	Rear door frame & pillar assy.	43000-43099	430A00-430A99	Tail gate hinge assy.
25399	251A00-253A99	Rear door header & bottom	43100-43199	431A00-431A99	Back door & tail gate lock
25899	254A00-258A99	Rear door glass & garnish mldg.	43200-43399	432A00-433A99	Luggage compt. lock assy.



BUY IT NOW!

Click Here To Order



FORD CAR PARTS

GENERAL INFORMATION

XI

BODY BASIC NUMBERS and CORRESPONDING FUNCTIONS - continued

BASIC PART NO. SERIES	BASIC SERIES EXPANSION	PARTS WHICH QUALIFY BY FUNCTIONAL AREA	BASIC PART NO. SERIES	BASIC SERIES EXPANSION	PARTS WHICH QUALIFY BY FUNCTIONAL AREA
43400-43499	434A00-434A99	Back door handle assembly	55000-55199	550A00-551A99	Top luggage carrier
43500-43699	435A00-436A99	Luggage comp. locking handle	55200-55999	552A00-559A99	Open
43700-43899	437A00-438A99	Back door & lugg. compt. w/strip	60000-60024	600A00-600A24	Front seat complete-less trim
43900-43999	439A00-439A99	Tail gate bumper & dowel	60025-60049	600A25-600A49	Rear seat assy. - opera seat assy.
44000-44099	440A00-440A99	Back window regulator assy.	60050-60099	600A50-600A99	Front & rear seat assy.
44100-44199	441A00-441A99	Back door check assy.	60100-60124	601A00-601A24	Driver's seat adjustment
44200-44299	442A00-442A99	Luggage compt. lid support	60125-60199	601A25-601A99	Rear & deck seat-back assy.
44300-44399	443A00-443A99	Open	60200-60299	602A00-602A99	Driver's seat back assy. comp.
44400-44599	444A00-445A99	Tail gate support	60300-60499	603A00-604A99	Front seat cushion frame assy.
44600-44699	446A00-446A99	Back reinforcement brackets	60500-60799	605A00-607A99	Rear, aux. & opera cushion framing
44700-44799	447A00-447A99	Back door reinf.	60800-61299	608A00-612A99	Front seat cushion & back frame
44800-45099	448A00-450A99	L/compt. opening & tail gate reinf.	61300-61399	613A00-613A99	Rear seat back frame
45100-45199	451A00-451A99	Luggage compt. drain trough	61400-61499	614A00-614A99	Rear seat side pillar-front seat side board
45200-45399	452A00-453A99	Back trim & curtain	61500-61599	615A00-615A99	Rear seat side panel
45400-45599	454A00-455A99	Luggage compt. trim			
45600-45699	456A00-456A99	Luggage tool compartment			
45700-45799	457A00-457A99	Luggage comp. partition board	61600-61699	616A00-616A99	Front seat back panel
45800-45899	458A00-458A99	Luggage compt. shelf board	61700-62099	617A00-620A99	Front seat adjusting
45900-45999	459A00-459A99	Luggage compt. lamp assy.	62100-62499	621A00-624A99	Front & rear seat back reinf.
46000-46099	460A00-460A99	Compartment pkg. compartment	62500-62599	625A00-625A99	Driver & passenger seat supt. - rear seat legs
46100-46199	461A00-461A99	Tool compartment	62600-62799	626A00-627A99	Front seat floor rest toe guard
46200-46299	462A00-462A99	Deck step	62800-62899	628A00-628A99	Front seat back robe cord
46300-46399	463A00-463A99	Back door trim	62900-63199	629A00-631A99	Front seat back ash receptacle
46400-46499	464A00-464A99	Luggage compartment trim	63100-63199	631A00-631A99	Front seat cushion cover-center seat opera seat cushion
46500-46999	465A00-469A99	Package tray	63200-63499	632A00-634A99	Front, center, opera & rear seat cushion springs
47000-47299	470A00-472A99	Spare wheel compartment	63500-63699	635A00-636A99	Seat cushion pad, facing & end pipe
47300-47999	473A00-479A99	Open			Cushion button & welt binding
48000-48099	480A00-480A99	Rear rack assy.			
48100-49999	481A00-499A99	Open			
50000-50299	500A00-502A99	Roof & top assy.			
50300-50799	503A00-507A99	Folding top parts	63700-63799	637A00-637A99	Front seat side carpet
50800-51299	508A00-512A99	Roof reinforcement retainers	63800-63899	638A00-638A99	Rear & deck seat cushion cover
51300-51399	513A00-513A99	Roof rail assembly	64000-64099	640A00-640A99	Driver's seat rear cover
51400-51599	514A00-515A99	Top bow assy. & dome lamp-brackets & attaching parts	64200-64399	642A00-643A99	Partition window operating mech.
51600-51699	516A00-516A99	Roof rib & slats	64400-64599	644A00-645A99	Front seat back cushion cover
51700-51799	517A00-517A99	Roof drip & finish moulding	64600-64699	646A00-646A99	Seat back, pad & division frame
51800-51899	518A00-518A99	Roof partition	64700-64899	647A00-648A00	Front & center seat spring & pad
51900-52299	519A00-522A99	Roof headlining & support	64800-64999	648A00-649A99	Front, center & opera seat pad, cardboard & cover
52300-52499	523A00-524A99	Roof binding & cardboard	65000-65099	650A00-650A99	Front seat back facing
52500-52599	525A00-525A99	Top back curtain	65100-65199	651A00-651A99	Front seat back trim rail
52600-52699	526A00-526A99	Open	65200-65299	652A00-652A99	Front seat back cushion welt & moulding
52700-52999	527A00-529A99	Top deck & slide quarter	65300-65399	653A00-653A99	Front seat back wadding
53000-53099	530A00-530A99	Top stack-toggle	65400-65499	654A00-654A99	Front seat back misc. trim-hassock assy.
53100-53199	531A00-531A99	Top landau-folding pillar			
53200-53399	532A00-533A99	Top back curtain & hyd. mech.	65500-65599	655A00-655A99	Front seat back bellows
53400-53499	534A00-534A99	Top curtain container	65600-65999	656A00-659A99	Open
53500-53699	535A00-536A99	Top side curtain front & rear	66000-66099	660A00-660A99	Pedestal seat
53700-53799	537A00-537A99	Top covers, pads and retainers	66100-66599	661A00-665A99	Open
53800-53899	538A00-538A99	Quarter curtain	66600-66899	666A00-668A99	Rear & deck seat back cover, pad & spring
53900-54299	539A00-542A99	Folding top & back stay pad	66900-67099	669A00-670A99	Rear seat cardboard & facing
54300-54399	543A00-543A99	Roof pads & wadding-silencers	67100-67199	671A00-671A99	Rear seat back arm rest cover
54400-54499	544A00-544A99	Top dust hood & container	67200-67299	672A00-672A99	Rear seat arm rest
54500-54599	545A00-545A99	Open	67300-67599	673A00-675A99	Rear seat silencer & heelboard
54600-54799	54600-547A99	Folding top compt. & w/strip			
54800-54899	548A00-548A99	Top hold down strap			
54900-54999	549A00-549A99	Roof ventilator			

INDIVIDUAL EXPANSION SERIES BECOMES EXHAUSTED OF NUMBERS, ANOTHER BY USE OF THE NEXT ALPHABETICAL EXPANSION LETTER SUCH AS "B" thru "Z".



BUY IT NOW!

Click Here To Order



TYPICAL PATENT PLATE - 1960/62

The Patent Plate is located on the left front body pillar on Galaxie and Thunderbird models and on the lock face of left front door on Fairlane and Falcon passenger models. The rating plate for Falcon bus models is attached to the left front door hinge pillar.

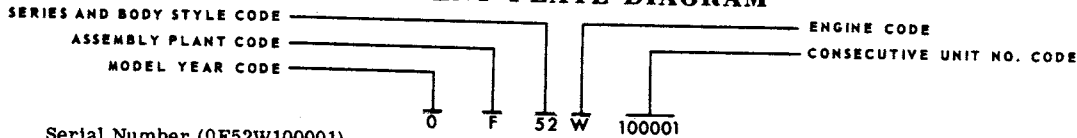
The following diagram of the Patent Plate specifies, in the Serial Number: the Model Year, Assembly Plant, Series and Body Style, Engine Type and numerical sequence of assembly.

Indicated in the body specifications are the Body Type, Exterior Paint Color, Trim Scheme, Production Date, Transmission Type and Rear Axle Ratio.

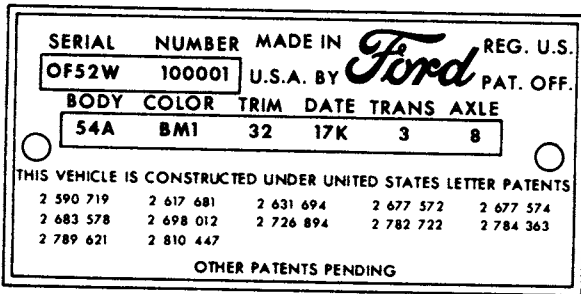
IMPORTANT: Always furnish appropriate Patent Plate information and DSO number if applicable when ordering parts not listed in the Catalog. On 1962 models if the unit is built on a DSO, FSO or PAO (special orders) the complete order number will appear in the DSO space.

The Falcon bus models are cataloged with the Econoline Series. Rating plate information concerning Falcon bus models will be found in the General Information section of the Truck Master Parts Catalog Form AF 7636-A.

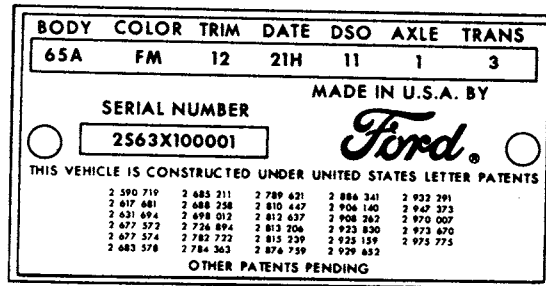
PATENT PLATE DIAGRAM



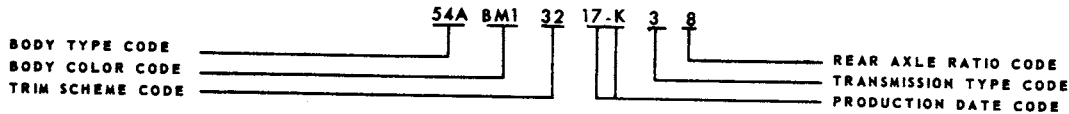
- Serial Number (OF52W100001)
- "O"---- 1960 Model
 - "F"---- Assembled at Dearborn Plant
 - "52"---- Galaxie Series--4 Door Sedan
 - "W"---- 8 Cyl. OHV Engine--292 C. I. D. --2-Venturi carb.
 - "100001"---- First vehicle assembled during Model Year



1960 - 61 P-3154



1962 P-3708



Style and Body Specifications (54A - BM1 - 32 - 17K - 3 - 8)

- "54A"---- Galaxie - 4 Door Sedan
- **"BM1"---- Kingston Blue lower body, Corinthian White upper body- Conventional two-tone
- ***"32"---- First digit "3" represents material - vinyl and body cloth. Second digit "2" represents color - blue
- "17"---- Seventeenth Day of Month
- "K"---- Month of year - October
- "3"---- Fordomatic (2 speed) Transmission
- "8"---- Rear Axle Ratio of 2.91 to 1
- ▲"11"---- District code number

* When vehicle is two-toned the lower body color code will appear first in the Paint Color Code space. Numerals following the Color Code are for Company information.

** When a trim deviation is used and is not serviced a numerical suffix is added to the Trim Code, ie, (32-1,32-2). If the trim deviation is serviced an alphabetical suffix is added to the Trim Code, ie, (32A, 32B).

er will appear in D.S.O. space for all units including regular production.

TYPICAL WARRANTY PLATE - 1963/

The Warranty Plate is located on the Lock Face of left Front Door on all Passenger and Falcon Bus Models.

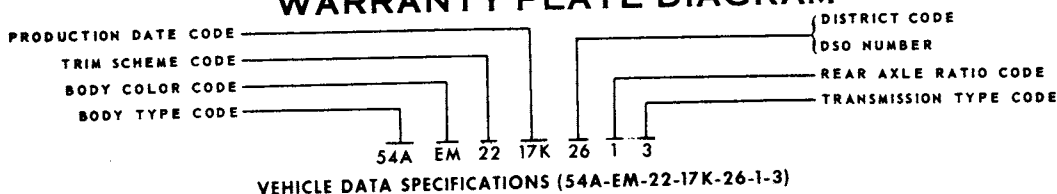
The following diagram of the Warranty Plate specifies, in the Vehicle Data Line: the Body Type, Exterior Paint Color, Trim Scheme, Production Date, District Code and D.S.O. Numbers, Rear Axle Ratio and Transmission Type.

Indicated in the Vehicle Warranty Number Line, formerly "Serial Number", are: the Model Year, Assembly Plant, Series and Body Type, Engine Type and Numerical Sequence of Assembly.

IMPORTANT: The District Code Number will appear in DSO space for all Units including regular production. Always furnish appropriate Warranty Plate information and DSO Number, if applicable, when ordering parts not listed in the Catalog. If the Unit is built on DSO, FSO or LPO (Special Orders) the complete Order Number will appear in the DSO space in addition to the District Code Number.

The Falcon Bus Models are cataloged with the Econoline Series. Warranty Plate information concerning these vehicles will be found in the General Information Section of the Truck Master Parts Catalog, Form AF 7636-A.

WARRANTY PLATE DIAGRAM



- "54A" ---- Galaxie - 4 Door Sedan
- "EM" ---- Viking Blue lower body, Corinthian White upper body - Conventional two-tone (When vehicle is two-toned the lower body color code will appear first. Numerals following the color Code are for Company information)
- "22" ---- First digit "2" represents material - Gleam broadcloth and Crush Vinyl. Second digit "2" represents color - medium Blue. (When a trim deviation is used and is not serviced a numerical suffix is added to the Trim Code, ie, (22-1, 22-2). If the trim deviation is is serviced an alphabetical suffix is added to the Trim Code, ie, (22A, 22B).
- "17K" ---- Seventeenth Day of Month - October
- "26" ---- Washington District (and DSO number when applicable)
- "1" ---- Rear Axle Ratio of 3.00 to 1 (Alpha Code for Equa-lock Axles)
- "3" ---- Fordomatic (2 speed) Transmission

Black Background Plate Identifies a Unit Painted with M30J (Non-Acrylic) Enamel. (Solid Color Unit or the Lower Body Color when Unit is Two-Tone.)

BODY COLOR	TRIM	DATE	D.S.O.	AXLE	TRANS
54A	EM	22	17K	26	1

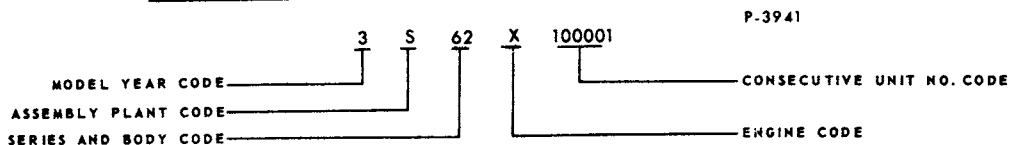
VEHICLE WARRANTY NUMBER
3562X100001

NOT FOR TITLE OR REGISTRATION PURPOSES

THIS VEHICLE IS MANUFACTURED UNDER ISSUED AND PENDING UNITED STATES AND FOREIGN PATENTS

A PRODUCT OF MOTOR COMPANY
MADE IN U.S.A.

Grey Background Plate Identifies a Unit Painted with M32J (Acrylic) Enamel. (Solid Color Unit or the Lower Body Color when Unit is Two-Tone.)



- VEHICLE WARRANTY NUMBER (SAME AS FORMER SERIAL NUMBER) (*3562X100001*)
- "*" ---- Asterisks precede and follow the complete Warranty Number to prevent unauthorized addition of numbers or symbols.
 - "3" ---- 1963 Model
 - "S" ---- Assembled at Pilot Plant

Galaxie 500 Series, (2)-4 Door Sedan
OHV Engine--352 C.I.D.--2 Venturi carburetor
Galaxie Series vehicle assembled at Pilot Plant during Model Year



BUY IT NOW!

Click Here To Order



PATENT or WARRANTY PLATE

EXTERIOR PAINT BODY COLOR CODES
(Refer to Paint Section)

TRIM SCHEME CODES
(Refer to Soft Trim Section)

MODEL YEAR CODES

Code 0....1960 Code 1.... 1961 Code 2.... 1962 Code 3.... 1963 Code 4.... 1964

ASSEMBLY PLANT CODES

CODE	ASSEMBLY PLANT	CODE	ASSEMBLY PLANT	CODE	ASSEMBLY PLANT	CODE	ASSEMBLY PLANT
A	Atlanta	G	Chicago	M	Memphis	U	Louisville
B	Oakville	H	Lorain	N	Norfolk	W	Wayne
C	Chester	J	Los Angeles	P	Twin Cities	X	St. Thomas
D	Dallas	K	Kansas City	R	San Jose	Y	Wixom
E	Mahwah	L	Long Beach (60/65)	S	Pilot Plant	Z	St. Louis
F	Dearborn			T	Metuchen		

ENGINE ASSEMBLY PLANT CODES

ENGINE CODE	ENGINE PLANT	ENGINE CODE	ENGINE PLANT
C	Cleveland	E	Ensite - Canada

BODY SERIES CODES

CODE	YEAR	DESCRIPTION	CODE	YEAR	DESCRIPTION
------	------	-------------	------	------	-------------

(A) FORD 1960/ (Includes 1960/61 FAIRLANE)

31	60/61	2 Door Sedan	62	62/	4 Door Sedan
32	60/61	4 Door Sedan	63	62/63	2 Door Hardtop
33	60	2 Door Sedan	64	60/61	4 Door Station Wagon (6 Passenger)
41	60/61	2 Door Sedan	64	62/63	4 Door Hardtop
42	60/61	4 Door Sedan	64	64/	4 Door Hardtop (Fastback)
51	60/	2 Door Sedan	65	62/	Convertible
52	60/	4 Door Sedan	66	60/61	4 Door Station Wagon (9 Passenger)
53	60/61	2 Door Hardtop	66	63/	2 Door Hardtop
53	63/	2 Door Sedan	67	61	4 Door Station Wagon (6 Passenger)
54	60/61	4 Door Hardtop	67	62/63	2 Door Hardtop
54	63	4 Door Sedan	68	60/61	4 Door Station Wagon (9 Passenger)
55	60/61	Convertible	68	63/64	2 Door Hardtop (Fastback)
57	61	2 Door Hardtop	69	60/61	2 Door Station Wagon
60	63/	4 Door Hardtop	69	62/	Convertible
61	60/61	2 Door Station Wagon	71	62	4 Door Station Wagon (6 Passenger)
61	62/64	2 Door Sedan	72	62/	4 Door Station Wagon (6 or 10 Passenger)
62	60/61	4 Door Station Wagon	76	62/	4 Door Station Wagon (6 or 10 Passenger)
			78	62/	4 Door Station Wagon (9 or 10 Passenger)

(B) FAIRLANE 1962/

31	62/	2 Door Sedan	43	63/	2 Door Hardtop
32	62/	4 Door Sedan	47	62/	2 Door Hardtop
41	62/	2 Door Sedan	48	63/	4 Door Station Wagon
42	62/	4 Door Sedan	49	63/	4 Door Station Wagon

(S) THUNDERBIRD 1960/

71	60/61	2 Door Hardtop	85	62/	Convertible
73	60/61	Convertible	87	62/	2 Door Hardtop
83	62/	2 Door Hardtop	89	62/63	Convertible

(X) FALCON 1960/

01	63/	2 Door Sedan	16	63/	4 Door Sedan
02	63/	4 Door Sedan	17	61/62	2 Door Sedan
11	60/62	2 Door Sedan	17	63/	2 Door Hardtop
11	64/	2 Door Hardtop	19	63/	2 Door Sedan
12	60/62	4 Door Sedan	21	60/	2 Door Station Wagon
12	64	Convertible	22	60/	4 Door Station Wagon
	64	2 Door Hardtop	23	63	2 Door Station Wagon
	64	Convertible	26	62/	4 Door Station Wagon
			27	60/	Ranchero
			29	61/	Sedan Delivery

100% SATISFACTION GUARANTEED

BUY IT NOW!

Click Here To Order

PayPal American Express Discover MasterCard VISA

PATENT or WARRANTY PLATE

ENGINE CODES and HORSEPOWER RATINGS

(Used in conjunction with engine identification tag codes shown in Section 60, pages 176 & 177).

CODE	ENGINE		CARB.	REMARKS	HORSEPOWER					CODE	ENGINE		CARB.	REMARKS	HORSEPOWER				
	CYL.	C.I.D.			1960	1961	1962	1963	1964		CYL.	C.I.D.			1960	1961	1962	1963	1964
B	6	223	1V	Police				138	138	R	8	427	8V	Special				425	425
B	8	406	4V	Special			385	385		S	6	144	1V		85	85	85	85	85
C	8	289	2V					195	195	T	6	200	1V					116	116
E	6	223	1V	Taxi		135	135			U	6	170	1V					101	101
F	8	260	2V				164	164	164	V	6	223	1V		135	135	135	135	138
G	8	406	6V	Special			405	405		W	8	292	2V	Standard	175	175	175		
J	8	430	4V	Auto, Trans.	375					X	8	352	2V	Special	220	220	220	220	
K	8	289	4V	Special				271	271	X	8	352	4V	Power Option					250
L	8	221	2V				145	145		Y	8	352	4V	Power Option	300				
M	8	390	6V	Special			400	400		Y	8	352	4V	Special	360				
P	8	390	4V	Police			330	330		Z	8	390	4V			300	300	300	300
Q	8	390	4V	Special			375			Z	8	390	4V	Special		375			
Q	8	427	4V	Special				410	410	Z	8	390	6V	Special		400			

BODY TYPE CODES

CODE	YEAR 19-	DESCRIPTION	CODE	YEAR 19-	DESCRIPTION
(A) FORD 1960/ (Includes 1960/61 FAIRLANE)					
54A	60/61	Galaxie 4 Door Sedan	64F	60	Fairlane 2 Door Sedan
54A	62/	Galaxie "500" 4 Door Sedan	64G	60	Fairlane 2 Door Sedan (Business Coupe)
54B	62/63	Galaxie 4 Door Sedan	64H	60/61	Custom "300" 2 Door Sedan
54B	64/	Custom "500" 4 Door Sedan	65A	61	Galaxie 2 Door Hardtop
54E	63	Custom "300" 4 Door Sedan	65A	62/63	Galaxie "500" 2 Door Hardtop
54E	64/	Custom 4 Door Sedan	65B	62/63	Galaxie "500XL" 2 Door Hardtop
57B	64/	Galaxie "500" 4 Door Hardtop (Fastback)	71A	62/	Country Squire (9 or 10 Passenger)
57C	64	Galaxie "500XL" 4 Door Hardtop	71B	62/	Country Sedan (6 Passenger)
58A	60/61	Fairlane "500" 4 Door Sedan	71C	62/	Country Sedan (9 or 10 Passenger)
58E	60/61	Fairlane 4 Door Sedan	71D	62	4 Door Ranch Wagon (6 Passenger)
58F	60/61	Custom "300" 4 Door Sedan	71E	60/61	Country Sedan (9 Passenger)
59C	60/61	2 Door Ranch Wagon	71E	62/	Country Squire (6 Passenger)
59E	60/61	2 Door Commercial Ranch Wagon (Courier)	71F	60/61	Country Sedan (6 Passenger)
62A	60/61	Galaxie 2 Door Sedan	71G	60/61	Country Squire (6 or 9 Passenger)
62A	62/64	Galaxie "500" 2 Door Sedan	63		
62B	62/63	Galaxie 2 Door Sedan	71H	60/61	4 Door Ranch Wagon (6 Passenger)
62B	64/	Custom "500" 2 Door Sedan	71H	63	Country Squire (9 Passenger)
62E	63	Custom "300" 2 Door Sedan	71J	61	Country Squire (6 Passenger)
62E	64/	Custom 2 Door Sedan	75A	60/61	Galaxie 4 Door Hardtop
63A	60/61	Galaxie 2 Door Hardtop (Starliner)	75A	62/63	Galaxie "500" 4 Door Hardtop
63B	63/	Galaxie "500" 2 Door Hardtop	75C	63	Galaxie "500XL" 4 Door Hardtop
63C	63/64	Galaxie "500 XL" 2 Door Hardtop (Fastback)	76A	62/	Galaxie "500" Convertible
64A	60/61	Fairlane "500" 2 Door Sedan	76B	60/61	Galaxie Convertible
			76B	62/	Galaxie "500XL" Convertible
(B) FAIRLANE 1962/					
54A	62/	4 Door Sedan	65B	63/	"500" 2 Door Sport Coupe
54B	62/	"500" 4 Door Sedan	71B	63/	Custom Ranch Wagon
62A	62/	2 Door Sedan	71D	63/	Ranch Wagon
62B	62/	"500" 2 Door Sedan	71E	63/	Squire
62C	62	"500" 2 Door Sport Coupe	71G	63	Squire
65A	63/	"500" 2 Door Hardtop			
(S) THUNDERBIRD 1960/					
			S(76A)	60/	Convertible
		yl Roof)	S(76B)	62/63	Convertible (Sports Roadster)



BUY IT NOW!

Click Here To Order



PATENT or WARRANTY PLATE

BODY TYPE CODES - continued

CODE	YEAR 19__	DESCRIPTION	CODE	YEAR 19__	DESCRIPTION
(X) FALCON 1960/					
54A	63/	4 Door Sedan (Bench)	64A	60/62	2 Door Sedan (Bench)
54B	63/	Futura 4 Door Sedan	64C	62	Futura 2 Door Sedan (Bucket)
54D	64	4 Door Sedan (Deluxe)	66A	60/	Ranchero (Bench)
58A	60/62	4 Door Sedan (Bench)	66B	63/	Deluxe Ranchero (Bench)
59A	60/	2 Door Station Wagon	66H	64/	Deluxe Ranchero (Bucket)
59B	63	Deluxe 2 Door Station Wagon	71A	60/	4 Door Station Wagon
62A	63/	2 Door Sedan (Bench)	71B	62	4 Door Squire
62B	63/	Futura 2 Door Sedan (Bench)	71B	63/	Futura 4 Door Station Wagon
62C	62	Futura 2 Door Sedan (With Thunderbird Roof)	71C	63/	4 Door Squire
62C	63/	2 Door Sedan (Bucket)	71D	63	4 Door Super Deluxe Squire
62D	64/	2 Door Sedan (Deluxe-Bench)	76A	63	Convertible (Bench)
63B	63/	Futura 2 Door Hardtop (Bench)	76A	64/	Convertible (6 cyl. -Bench)
63C	63	Futura 2 Door Hardtop (Bucket)	76B	63	Convertible (Bucket)
63C	64/	2 Door Hardtop (6 cyl. -Bucket)	76B	64/	Convertible (6 cyl. -Bucket)
63D	64/	2 Door Hardtop (8 cyl. -Bucket)	76D	64	Futura Convertible (8 cyl. -Bucket)
63E	64	2 Door Hardtop (8 cyl. -Bench)	76E	64	Futura Convertible (8 cyl. -Bench)
63H	64	Futura 2 Door Hardtop (Bucket)	78A	61/	Sedan Delivery
			78B	63/	Deluxe Sedan Delivery

BODY COLOR CODE
(Refer to Paint Section)

TRIM SCHEME CODE
(Refer to Soft Trim Section)

MONTHS OF THE YEAR CODES

CODE	MONTH - FIRST YEAR	CODE	MONTH - FIRST YEAR	CODE	MONTH - SECOND YEAR	CODE	MONTH - SECOND YEAR
A	January	G	July	N	January	U	July
B	February	H	August	P	February	V	August
C	March	J	September	Q	March	W	September
D	April	K	October	R	April	X	October
E	May	L	November	S	May	Y	November
F	June	M	December	T	June	Z	December

DISTRICT CODES

CODE	DISTRICT	CODE	DISTRICT	CODE	DISTRICT	CODE	DISTRICT
11	Boston	34	Indianapolis	53	Kansas City	75	Phoenix
13	New York	35	Lansing	54	Omaha	83	Government
15	Newark	37	Buffalo	55	St. Louis	84	Home Office Reserve
16	Philadelphia	38	Pittsburgh	56	Davenport	85	American Red Cross
17	Washington	41	Chicago	61	Dallas	89	Transportation Services
21	Atlanta	42	Fargo	62	Houston	90	thru Export
22	Charlotte	43	Milwaukee	63	Memphis	99	
24	Jacksonville	44	Twin Cities	64	New Orleans	FORD OF CANADA	
25	Richmond	45	Davenport	65	Oklahoma City	B1	Central
27	Cincinnati	46	Indianapolis	71	Los Angeles	B2	Eastern
28	Louisville	47	Cincinnati	72	San Jose	B3	Atlantic
	Cleveland	51	Denver	73	Salt Lake City	B4	Midwestern
	Detroit	52	Des Moines	74	Seattle	B6	Western
						B7	Pacific



BUY IT NOW!

Click Here To Order



PATENT or WARRANTY PLATE

REAR AXLE CODES

WITH LOCKING DIFFERENTIAL			WITH LOCKING DIFFERENTIAL		
CODE	YEAR	RATIO	CODE	YEAR	RATIO
A	60/61	3.56	F	61	3.00
	62/	3.00		62	3.56
				64/	2.80
B	60/61	3.89	G	62/	3.80
	62/64	3.10			
C	60/61	3.10	H	61	2.91
	62/	3.20		62/	3.89
D	62/	3.25	I	63/ (Falcon)	4.00
				63/ (Ford, Fairlane)	4.11
E	62/	3.50			

WITH NON-LOCKING DIFFERENTIAL			WITH NON-LOCKING DIFFERENTIAL		
CODE	YEAR	RATIO	CODE	YEAR	RATIO
1	60/61	3.56	6	60	3.22
	62/	3.00		61	3.00
2	60/61	3.89		62	3.56
	62/64	3.10		64/	2.80
3	60/61	3.10	7	62/	3.80
	62/	3.20			
4	60	3.78	8	60/61	2.91
	61	4.00		62/	3.89
	62/	3.25	9	60	3.70
5	61	3.20		62/ (Falcon)	4.00
	62/	3.50		62/ (Ford, Fairlane)	4.11
			J	60/61	3.50

TRANSMISSION CODES

CODE	YEAR	TYPE	CODE	YEAR	TYPE
1	60/	3 Speed Manual Shift	5	60/	4 Speed Manual Shift
2	60/	Overdrive	6	64/	C4 Automatic (XP)
3	60/64	Fordomatic (2 speed)			
4	60/	Cruise-O-Matic	C	60	Fordomatic (3 speed)

ABBREVIATIONS

2/b or 2/v.....2 barrel	abs.....absorber	blk.....block
3/T or 3/S/T.....3 speed trans.	accel.....accelerator	brg.....bearing
3 or 4/S/T.....3 or 4 speed trans.	adj.....adjustment	brkr.....breaker
		brkt.....bracket
4/b or 4/v.....4 barrel	alt.....alternator	bus.....business
4/T or 4/S/T.....4 speed trans.	altnr.....alternating	
6/b or 6/v.....6 barrel	alum.....aluminum	
8/b or 8/v.....8 barrel		
A/C.....air conditioner	amp.....ampere	C/CW.....counter clockwise
AR.....As Required	approx.....approximately	C. I. D.....cubic inch displacement
A/S.....air suspension	assy.....assembly	C/L.....Customline
mission	attach.....attached	C/M.....cruise-o-matic
		C. P. or cp.....candle power
		C/W.....clockwise
		C4.....Type of auto, trans.



BUY IT NOW!

Click Here To Order



ABBREVIATIONS

carb..... carburetor
 Chg/L..... Change level
 clstr..... cluster
 c/member.....crossmember
 col..... column

 com..... compressor
 compt..... compartment
 con.....control
 cond..... conditioning
 conn.....connecting

 c/pin..... cotter pin
 c/shaft..... crankshaft
 ctr.....center
 cvr. or cov.cover
 cyl.....cylinder

D/4/S..... Dagenham 4 speed
 def..... defroster
 defl.....deflector
 dia. or diam..... diameter
 diff.....differential
 disp..... displacement
 dist..... distributor

E/H/D..... Extra Heavy Duty
 elec..... electric
 em/re..... emission reduction
 eng..... engine
 equal.....equalizer
 exh..... exhaust
 ext..... external

F/L.....Fairlane
 F/M.....Fordomatic
 F/M/2..... Fordomatic 2 speed

F-1..... Ford 1 barrel carb.
 F-2..... Ford 2 barrel carb.
 F-4..... Ford 4 barrel carb.
 F/4/S..... Ford 4 speed

fdr.....fender
 fill..... fillister
 flex.....flexible
 flr..... floor
 frt..... front
 ft..... foot
 f/wheel..... flywheel

gen..... generator
 gov.....governor
 gr..... gear

H-1.....Holley 1 barrel carb.
 H-2.....Holley 2 barrel carb.
 H-4.....Holley 4 barrel carb.

H/D..... heavy duty
 HP..... horsepower
 hd..... head
 hex..... hexagon
 hsg..... housing
 htr.....heater
 hyd..... hydraulic

I.D..... inside diameter
 ident..... identification
 ign..... ignition
 Imco..... Improved Combustion
 Emission Control System
 indic..... indicator
 instru..... instrument
 int..... internal
 inter..... intermediate
 I/P..... integral power steering

L.H..... left hand
 lb..... pound
 lt. /frame..... light weight frame
 lub..... lubricator
 l/washer or l/w lockwasher
 lwr..... lower

M/S..... manual steering
 M/L..... Mainline
 man..... manifold
 med..... medium
 mldg..... moulding
 M/T..... manual transmission
 mtd..... mounted
 mtg..... mounting
 mtr..... motor

NPG..... New Process Gear trans.
 No..... number

O.D..... outside diameter
 O/D or o/drive overdrive
 O. H. V..... over head valve
 O/S oversize
 o/all..... overall
 oz..... ounce

P/A..... power assist steering
 P/C..... Police Car
 P. F..... premium fuel
 P/I..... Police Interceptor
 P/L..... Parklane
 P/S..... power steering

pass..... passenger
 pcs..... pieces
 press..... pressure
 pt..... pint

qtr..... quarter
 qty..... quantity

R/A rocker arm
 R/B replaced by
 R/D regular duty
 R. F..... regular fuel
 R/G..... ring gear
 R. H..... right hand
 R. P. M. or RPM revolutions per minute

rad..... radiator
 rd..... round
 reg..... regulator
 reinf..... reinforcement
 repl..... replaced
 ret..... retainer
 rr..... rear

S/D..... Sedan Delivery
 S/E..... Special Economy carb.
 S/L..... Sunliner
 S/T..... standard transmission
 S/W..... Station Wagon

s/member..... side member
 s/ring..... snap ring
 speedo..... speedometer
 spkrs..... speakers
 sprg..... spring
 std..... standard
 strg..... steering
 suppt..... support
 susp..... suspension

T/E..... Thermactor Emission
 Control System
 T. V..... throttle valve

tach..... tachometer
 temp..... temperature
 thd..... thread
 trans..... transmission
 Trans/ign. or Trans. ign.....
 Transistorized Ignition

U/S undersize
 u/joint or u/jt..... universal joint

vac..... vacuum
 vent..... ventilation

W/4/S..... Warner 4 speed
 w/..... with
 w/o..... without
 w/shield or w/s..... windshield
 w/strip..... weather strip
 warn..... warning
 wt..... weight

X/C or x/c extra cooling




BUY IT NOW!

Click Here To Order




1960




P-3565

FORD PASSENGER



P-3569


FALCON



P-3567


THUNDERBIRD

1961




P-3566

FORD PASSENGER



P-3570

FALCON



P-3568


THUNDERBIRD



BUY IT NOW!


Click Here To Order





P-3730


GALAXIE



P-3775

FAIRLANE

FORD PASSENGER



P-3729


PASSENGER



P-3741

CLUB WAGON & STATION BUS

FALCON



P-3728

THUNDERBIRD




BUY IT NOW!

Click Here To Order




1963



GALAXIE


P.4014




FAIRLANE

P.4015

FORD PASSENGER




P.4016



P.3741

CLUB WAGON & STATION BUS

FALCON



P.4017


THUNDERBIRD

100% SATISFACTION GUARANTEED

BUY IT NOW!


Click Here To Order

PayPal American Express Cards DISCOVER NOVUS MasterCard VISA



P-4261


GALAXIE



P-4262

FAIRLANE

FORD PASSENGER



P-4263


PASSENGER



P-3741

CLUB WAGON & STATION BUS

FALCON



P-4260

THUNDERBIRD



BUY IT NOW!

Click Here To Order



INDEX

Included in the Paint Section are the following:	Page No.		Page No.
Paints, Thinners etc., including		Synthetic Enamels-Exterior Paint -	
Thinners and Reducers	1	listed by Patent or Warranty Plate Body	
Undercoats	1	Color Code	1
Rubbing Compounds	1	Appearance and Maintenance Materials	2 thru 4
Putties and Sealers	1	Used Car Reconditioning Materials	4
Specialties	1		
Black Finishes	1		
Interior Paint	1		
Engine Reconditioning-Paint	1		

PAINTS, THINNERS, ETC.

SIZE	DESCRIPTION	PART NUMBER	SIZE	DESCRIPTION	PART NUMBER
THINNERS and REDUCERS					
6oz.Spray	Leveler(over spray)	B7A 645-S-			
1gal.	Lacquer thinner No. 1(slow dry)	M14J 645-D			
5gal.	Lacquer thinner No. 1(slow dry)	M14J 645-E			
1gal.	Lacquer thinner No. 2(medium fast dry)	M14J 646-E			
55gal.Drum	Lacquer thinner No. 2(medium fast dry)	M14J 646-H			
1gal.	Enamel reducer	Δ DL60 647-A			
RUBBING COMPOUNDS					
1gal.	Compound(hand rubbing-water base)	M 3789			
PUTTIES and SEALERS					
1 qt.	Sealer(recoating)	Δ DL60 14-A			
1 lb.Tube	Putty(dark gray)	C3AZ 19B542-A			
3 lb.Tube	Plastic sealer (synthetic resin)	C3AZ 19560-A			
SPECIALTIES					
6oz.Spray	Torch red(lacquer)	M 2J 175-S			
1 gal.	Silicone & wax remover	DL60 3721-A			
1 pt.	Bonding coat(transfer film)	M 4584			
1 pt.	Solution(transfer film-water soluble)	M 5412-A			
6oz.Spray	Meadow Green	M 14283-S			
1 qt.	Acrylic lacquer(clear)	AR60 50-C			
BLACK FINISHES					
1gal.	Chassis black	B8A 1713-A			
ENGINE RECONDITIONING -PAINT					
1 qt.	Black	EP 1724-C			
1 qt.	Corporate Blue	EP 2075-C			

**INTERIOR PAINT
PASSENGER AREA - 6 OZ. SPRAY CAN - LACQUER**

YEAR	COLOR NAME	PART NUMBER	YEAR	COLOR NAME	PART NUMBER
64/	Beige Metallic (medium)	M 4J 1701-S	64/	Palomino (medium)	M 4J 1704-S
60/	Black	M 4J 1724-S	61/	Red	M 4J 1429-S
63/	Blue Metallic (medium)	M 4J 1578-S			

SYNTHETIC ENAMELS

C O D E *	YEAR	NAME	PART NUMBER		C O D E *	YEAR	NAME	PART NUMBER	
			3-OZ.	SUFFIX				3-OZ.	SUFFIX
		* SHOWN ON WARRANTY PLATE	QT.	6-OZ. SPRAY			* SHOWN ON WARRANTY PLATE	QT.	6-OZ. SPRAY

EXTERIOR PAINT - (ACRYLIC ENAMEL)

A 60/	Black	AE60 1724-A	C	S	J 62/	Red	AE60 1515-A	C	S
B 64/	Peacock	AE60 1638-A	C	S	K 64/	Medium Gray Metallic	AE60 1621		S
D 62/63	Ming Green Met. (exc. T/Bird)	DL60 1451		S	M 60/63	Corinthian White	DL60 1238-A	C	S
D 62/63	Med. Turquoise Met. (T/Bird)	AE60 1070-A	C	S	M 64/	White	AE60 1619-A	C	S
D 64/	Medium Turquoise Metallic	AE60 1625		S	N 60/	Platinum (Diamond Blue)	AE60 921-A	C	S
E 60	Light Blue Metallic(T/Bird)	AE60 1269-A	C	S	P 64/	Palomino Metallic	AE60 1738		S
E 62/63					Q 64/	Medium Blue Metallic	AE60 1624-A	C	S
E 64/	Medium Silver Mink Metallic	AE60 1446-A		S	R 64	Yellow	AE60 1633-A	C	S
F 60	Light Blue (except T/Bird)	AE60 1226-A	C	S	T 64/	Light Beige	AE60 1631-A	C	S
F 62	(T/Bird)				U 62/63	Dark Turquoise Metallic	AE60 1450-A		S
F 64/	(T/Bird)				U 64/	Medium Aqua Metallic	AE60 1070-A	C	S
F 64/	Med. Blue Met. (except T/Bird)	DL60 1622		S	V 64/	Yellow	DL60 1729	C	S
F 62/63	Medium Silver Mink Metallic	AE60 1446-A		S	W 63/	Rose Beige Metallic	AE60 1555-A		S
		AE60 1544-A		S	X 64/	Maroon Metallic	AE60 1632-A	C	S
		DL60 1459		S	Y 64	Light Blue	AE60 1623-A	C	S
					Z 64/	Medium Beige Metallic	AE60 1630-A		S

Δ Used only with DL60 Diamond Lustre or AE60 Acrylic Paints



BUY IT NOW!

Click Here To Order



APPEARANCE & MAINTENANCE MATERIALS

P & A PART NO.	DESCRIPTION	P & A PART NO.	DESCRIPTION
B7A 19000-CS	Clear plastic (FoMoCo spray)-15 oz. net wgt. -spray can	B7A 19528-A	Porcelainize liquid-8 oz. bottles
B7A 19000-DS	Chrome-Aluminum (FoMoCo spray)-15 oz. net wgt. -spray can	8A 19529-B	Porcelainize (wash cream)-8 oz. bottle
C5AZ 19000-A	Clear plastic coating-1 gal. can	BD 19530-A	Blue coral treatment-16 oz. bottle
C5AZ 19000-B	Clear plastic coating-5 gal. can	B6A 19530-A	Custom finish reconditioner-12 oz. plastic bottles
C5AZ 19000-C	Argent (Lacquer)-15 oz. net wgt. -spray can	B7A 19530-A	Silicone body polish-16 oz. can
C8AZ 19000-A	Kit-simulated vinyl roof paint-black (1) 1 gal. can black vinyl roof paint (1) 36 ft. roll simulated seam tape	B7A 19530-B	Custom Silicone Gloss (New Car Prep)-1 gal.
C8AZ 19000-B	Kit-simulated vinyl roof paint-white (1) 1 gal. can white vinyl roof paint (1) 36 ft. roll simulated seam tape	B9A 19530-D	Custom finish reconditioner-1 gal. can
C8AZ 19000-C	Kit-simulated vinyl roof paint-beige (1) 1 gal. can beige vinyl roof paint (1) 36 ft. roll simulated seam tape	C4AZ 19D530-A	Lubricant (distributor cam)-1 1/2 oz. tube
C0AZ 19A501-A	Rust penetrant & inhibitor-8 oz. can	B4A 19534-A	Custom auto wax-8 oz. can
C4AZ 19A501-A	Rust penetrant & inhibitor-12 oz. can	B8A 19534-A	Custom auto wax - 1 lb. can
C5AZ 19A501-A	Parts cleaner-immersion (1) 6 gal. container with 4 gals. cleaning fluid (1) dipping basket	BD 19534-A	Blue coral sealer-80 gram jar
C5AZ 19A501-B	Parts cleaner-immersion (1) 12 gal. container with 10 gals. cleaning fluid (1) dipping basket	BD 19534-B	Blue coral sealer-1/2 lb. can
C5AZ 19A501-C	Parts cleaner-immersion-refill (1) 6 gal. container with 5 gal. cleaning fluid	C8AZ 19F535-A	Ford vinyl hardtop cleaner & reconditioner-16 oz. bottle
C1AZ 19C507-B	Cleaner (Convertible rear window)-12 oz. plastic bottle	C8AZ 19F535-B	Ford vinyl hardtop cleaner & reconditioner-1 gal. bottle
C8AZ 19C507-A	Cleaner (automotive glass)-(12)-23 oz. aerosol cans	B7A 19542-B	Brake & hydraulic clutch fluid (super heavy duty)-1 gallon for vehicles with drum brakes
B9AE 19B508-A	Contact Adhesive - Gasket & Seal 16 oz. can with brush	B7A 19542-C	Brake & hydraulic clutch fluid (super heavy duty)-5 gallon for vehicles with drum brakes
8A 19510-A	Dye (Convertible top dressing)-qt. can(Black)	B7AZ 19542-A	Brake & hydraulic clutch fluid (super heavy duty)-(24) 12 oz. can for vehicles with drum brakes
B5A 19515-A	Body undercoating-53 gallon drum (regular)	C6AZ 19542-A	Brake fluid (extra heavy duty)-(24) 16 oz. cans
C5AZ 19515-A	Body undercoating-16 gallon drum	C6AZ 19542-B	Brake fluid (extra heavy duty)-(12)-1 quart
C4AZ 19517-B	Cloth (Polishing)	C3AZ 19B542-A	Putty (dark gray)-1 lb. tube
1A 19517	Dusting cloth(wax treated)17 1/2" x 23"	C3RZ 19C544-B	De-icer (windshield)-14 oz. aerosol scraper top can
C8AZ 19517-A	Pad assy. -buffing-(single)	C8AZ 19C544-A	Ice and snow traction improver liquid-1 7/8 oz. aerosol spray can
C8AZ 19517-B	Pad assy. -buffing-(dual)-includes (2) spacers-buffing pad (1) I. S. 3093 instruction sheet	C9AZ 19C544-B	Liquid tire chain-traction improver-(12) 4 oz. aerosol can
8A 19519-A	Cleaner (body polish & wax)-1 pint can	C8AZ 19C544-B	Gas line anti-freeze-12 oz. can
B9LF 19B519-A	Refrigerant(Air Conditioner)-15 oz. can	C9AZ 19C544-A	Engine starting fluid-(12) aerosol can
B7A 19520-A	Tar & road oil remover-16 oz. can	8A 19546-C	Radiator rust inhibitor & water pump lubricant-16 oz.
8A 19520-G	Cleaner(body porcelainize)-1 gal. can	C1AA 19B546-A	Lubricant(Hypoid additive)-4 oz. plastic bottle
C6AZ 19520-A	Industrial fall out remover-1 gal.	C3RZ 19C547-B	Lubricant(std., 3 & 4 speed trans. extreme pressure-S. A. E 80)-5 gal.
BAF19521-A	Cleaner (leather and vinyl)-1 pint can	C2RZ 19C548-A	Automatic transmission and Power Steering sealer-8 oz. can
B7A 19521-A	Spot Remover (chlorothene cleaner)-1 pint can	C5AZ 19E548-A	Tinting assort. (12)-1 pint cans of Acrylic enamel repair-tinting colors
C0AA 19B521-A	Compound(body washing detergent)-12 oz. can	C2AZ 19549-C	Ford Permanent Anti-Freeze & Coolant-55 gal. drum
8A 19522	Bright metal cleaner-1 pint can	8A 19549-A	Ford Permanent Anti-Freeze & coolant-1 gal.
B8A 19523-A	Cleaner (all purpose)-1 qt. can liquid concentrate	8A 19549-B	Ford Permanent Anti-Freeze & coolant-1 qt.
B8A 19523-B	Cleaner (all purpose)-1 gal. plastic bottle concentrate	CPA 19550-A	W/shield washer solvent-6 oz. bottle
B8A 19523-C	Cleaner (all purpose)-55 gal. drum-concentrate	C1AA 19550-A	W/shield washer solvent-16 oz. can
C7AZ 19523-A	Cleaner (multi-purpose)-powdered for interior and/or exterior cleaning-7.75 lb. can	C3RY 19550-B	Solvent & De-icer-w/shield washer-16oz. glass bottle
B5A 19525-A	Kar Klean(all purpose trim cleaner)-28 oz. can	C6AZ 19550-A	Windshield washer solvent reserve kit-contains (1) solvent container (1) bracket & (2) attaching screws
C2AZ 19C525-A	Trim cement (Vinyl adhesive)-1 pint can	C0AZ 19552-A	Rubber cement (light colored)-5 oz. tube
7 19C525-A	Adhesive (vinyl roof installation or replacement)-1 quart can	8A 19552-B	Rubber cement (Black)-5 oz. tube
		C0AZ 19553-A	Silicone lubricant (jell type)-8 oz. tube
		C0AZ 19553-C	Silicone lubricant-16 oz. aerosol spray can
		B5A 19554-A	Perfect seal sealing compound-4 oz. can



BUY IT NOW!

Click Here To Order



APPEARANCE & MAINTENANCE MATERIALS

P & A PART NO.	DESCRIPTION	P & A PART NO.	DESCRIPTION
C1AZ 19590-C	Lubricant (multi-purpose long life) - 120 lb. keg	C8AZ 19628-B	Tape (elec.insulating)-Black (shop pkg.)-3/4" 20 ft. roll
C1AZ 19590-D	Lubricant (multi-purpose long life)-25 lb.pail	C8AZ 19628-C	Tape (elec.insulating)-Black (display pkg.)- 1/2"-12 1/2 ft. roll
C1AZ 19590-E	Lubricant (multi-purpose long life)-5 lb.pail	C8AZ 19628-D	Tape (elec.insulating)-Black (display pkg.)- 3/4"-20 ft. roll
C6AZ 19590-A	Lubricant (steering linkage)-14 1/2" oz. cartridge	C8AZ 19628-E	Tape (elec.insulating)-Black (dispenser)-3/4" 66 ft. roll
C7AZ 19590-A	Lubricant (lower steering arm & spindle stop pads)-1 lb. can	C8AZ 19628-F	Tape (elec.insulating)-Black (individual metal can)-3/4"-66 ft. roll
C6AZ 19627-A	Tape (Vinyl Foam)-1/8"x 7/8"-50 ft. roll-used to shim weatherstrip roof rails, doors and Convertible side rails	C8AZ 19628-G	Tape (elec.insulating)-Black (individual skin pkg.)-3/4"-20 ft. roll
C9AZ 19627-A	Tape(auto.masking)-3/4" wide-60 yd. roll	C8AZ 19628-H	Tape (elec.insulating)-Black (individual skin pkg.)-3/4"-66 ft. roll
C9AZ 19627-C	Tape (automotive masking)-2" wide-60 yd. roll		
C8AZ 19628-A	Tape (elec.insulating)-Black (shop pkg.)-3/4" 44 ft. roll		

USED CAR RECONDITIONING MATERIALS

C0AA 19A536-A	Engine Shampoo (cleaner & degreaser) 5 gal. can	C7AZ 19A542-M	Color reconditioner-mult-purpose auto upholstery paint assortment (33)-1 qt. cans of color reconditioner paint (3)-1 qt. cans rubber sealer paint (1) color intermix card (1) metal display rack
C0AZ 19A536-C	Engine Shampoo(cleaner & degreaser) 55 gal. drum	C0AB 19B542-A	Cream (poly filler hardener)-1 pkg. of 5- 1 oz. tubes
C0AZ 19A536-D	Engine shampoo (cleaner & degreaser)-5 gal. drum	C0AZ 19B542-A	Cream(polyfiller hardener)- 1 pkg.of(6)-1 1/4 oz. tubes-supplemental supply-used with C0AZ 19A547-A or B- poly filler body repair material
C0AZ 19A536-E	Engine shampoo (cleaner & degreaser)-30 gal. drum	C0AZ 19A547-A	Filler (polyfiller)-body repair kit-(1) 1 quart container with (1) 1 1/4 oz.tube of C0AZ 19B542-A cream hardener attached to each qt.
C0AZ 19A536-F	Engine shampoo (cleaner & degreaser)-55 gal. drum	C0AZ 19A547-B	Filler (polyfiller)-body repair-1 gallon of plastic filler with (1) 4 1/2 oz. tube of cream hardener attached
B9AA 19A537-A	Patch (Rubber Mat)-1 pkg. of 6	C1AZ 19827-A	Tape (pressure sensitized)-5"wide x 60 yards-used to recover arm rests, seats, floor mats, etc.
C7AZ 19A537-A	Color reconditioner-rubber sealer paint-(for reconditioning rubber floor mats)-1 qt. can		

PART NUMBER	DESCRIPTION	PART NUMBER	DESCRIPTION	PART NUMBER	DESCRIPTION	PART NUMBER	DESCRIPTION
NYLON DYE - QUART CAN				PLASTIC DYE - QUART CAN			
B9AA 19A538-A	Black	B9AA 19A538-E	Green	B9AA 19A541-B	Black	B9AA 19A541-E	Gray
B9AA 19A538-C	Brown	B9AA 19A538-F	Yellow	B9AA 19A541-C	Brown	B9AA 19A541-F	Blue
B9AA 19A538-D	Blue	B9AA 19A538-G	Red	B9AA 19A541-D	Green	B9AA 19A541-G	Turquoise
PLASTIC TINT - QUART CAN				C0AA 19A541-A	Yellow		
B9AA 19A539-A	White	B9AA 19A539-C	Brown	FABRIC TINT - QUART CAN			
LEATHER and VINYL DYE - QUART CAN				B9AA 19A542-A	Black	B9AA 19A542-F	Green
B9AA 19A540-A	White	B9AA 19A540-E	Green	B9AA 19A542-B	Blue	B9AA 19A542-G	Turquoise
B9AA 19A540-C	Brown	B9AA 19A540-G	Red	B9AA 19A542-C	Gray		
		B9AA 19A540-H	Turquoise	B9AA 19A542-D	Brown		
				B9AA 19A542-E	Red		
COLOR RECONDITIONER - AIR DRY AUTO UPHOLSTERY - QUART CAN							
C7AZ 19A542-A	Saddle Brown	C7AZ 19A542-D	Med.Copper	C7AZ 19A542-G	Dark Green	C7AZ 19A542-K	Silver
C7AZ 19A542-B	Yellow	C7AZ 19A542-E	Turquoise	C7AZ 19A542-H	Red	C7AZ 19A542-L	Clear
		C7AZ 19A542-F	Dark Blue	C7AZ 19A542-J	Black		



BUY IT NOW!

Click Here To Order



INDEX

Included in this section are the following:	PAGE NO.	Index by Part Name for Sections 20 thru 24 covering the Brake System and Related Parts	PAGE NO. 5 thru 7
Index by Part Name for Section 10 covering Wheels, Wheel Carriers & Related Parts	5		

SECTION 10 - WHEELS, WHEEL CARRIERS and RELATED PARTS

PART NAME	GROUP NUMBER	PART NAME	GROUP NUMBER
Bearing assy. (rear wheel)	1225	Kit (full wheel cover)	1130
Bolt (front & rear hub)	1107	Kit (wheel trim ring)	1211
Bolt (spare wheel carrier)	1448	Lock ass'y. (spare wheel)	1386
Bolt (spare wheel lock)	1440	Nut (hub bolt)	1012
Brace (spare wheel)	1377	Nut (spare wheel carrier bolt)	1462
Cap (hub grease)	1131	Retainer (front wheel grease)	1190
Cap or cover (wheel hub)	1130	Retainer (rear wheel bearing)-inner	1180
Clamp (spare wheel)	1446	Ring assv. (wheel trim)	1210
Cone & roller (front wheel inner bearing)	1201	Seal (rear wheel bearing oil)-inner	1177
Cone & roller (front wheel outer bearing)	1216	Spring (brake drum silencer)	1140
Cup (front wheel inner bearing)	1202	Tire casing(snow)	1508
Cup (front wheel outer bearing)	1217	Washer (front spindle nut to outer bearing)	1195
Drum ass'y. (rear brake)	1126	Wheel assy.	1007 1015
Extension (tire valve)	1705	Wrench (spare wheel lock bolt)	1A379
Flap (wire wheel tire liner)	1026		
Gasket (front brake grease baffle)	1193		
Gasket (rear wheel bearing retainer)	1001		
Hub & brake drum (front)	1102		

SECTIONS 20, 21, 22, 23 and 24 - BRAKE SYSTEM

Adapter (booster push rod)	2B014	Bracket (parking rear cable)	2530-1
Arm (compressor belt adjustment)	2A942	Bracket (power brake booster mounting)	2A248
Baffle (front brake grease)	2240	Bracket (rear hose support)	2073
Bearing assy. (compressor belt idler pulley)	2873	Brush & holder assv. (compressor)	2979
Bearing (compressor pulley)	2990	Bumper (brake pedal)	7583
Bearing (idler pulley)	2990	Bumper (master cylinder push rod)	2144
Bellows (power brake booster)	2366	Bumper (power brake booster push rod)	2A366
Body (booster)-rear	2366	Bushing (booster lever)	2A150
Bolt (master cylinder link rod)	2462	Bushing (booster piston guide)	2B014
Bolt (master cylinder outlet fitting to master cyl.)	2276	Bushing (brake & clutch mounting bracket)	2471
Bolt (power brake booster vacuum connector)	2A412	Bushing (master cylinder push rod)	2474
Bolt (rear carrier plate)	2248	Bushing (pedal)	2461
Booster ass'y. (power brake)	2005	Bushing (power brake booster plunger)-guide	2A386
Boot (cylinder)	2206-7	Bushing (power brake booster push rod)	2A367
Boot (master cylinder)	2180	Cable & conduit (parking brake handle to equalizer lever)	2853
Boot (power brake booster push rod)	2A477	Cable assy. (brake shoe adjusting lever)	2A178
Brace (compressor)	2889	Cable assy. (parking brake extension)	2853
Brace (compressor)-front	2888	Cable (parking)-from equalizer to rear brake	2A635
Bracket (booster mounting)	2031	Cap (compressor belt drive idler pulley)	2894
Bracket (brake line support)	2A051	Cap (master cylinder filler)	2162
Bracket (compressor adjusting)	2883	Clamp (power brake booster hose)	2342
Bracket (compressor mounting)	2882	Clamp (power steering return line)	2344
Bracket (compressor support)	2902	Clip (hose)	2814
Bracket (front hose support)	2082	Clip (master cylinder to pipe to frame)	14197
Bracket (parking brake cable support)	2649	Clip (pipe)	2244
Bracket (parking cable to dash)	2857	Clip (power brake booster air filter cover)	2A485
	2631		

100% SATISFACTION GUARANTEED

BUY IT NOW!

Click Here To Order

PayPal American Express Discover MasterCard VISA

INDEX

SECTIONS 20, 21, 22, 23 and 24 - BRAKE SYSTEM - continued

PART NAME	GROUP NUMBER	PART NAME	GROUP NUMBER
Clip (power brake booster push rod to operating lever)	2525	Kit (booster minor repair)	2307
Clutch & pulley ass'y. (compressor)-air conditioner	2884	Kit (brake shoe hold down)	2A094
Compressor assy. -less pulley & base	2878	Kit (compressor mounting base)	2879
Connector (pipe) - front	2075	Kit (front cylinder repair)	2221
Connector (pipe) - rear	2074	Kit (master cylinder repair)	2004
Control (parking)-on dash	2780	Kit (parking brake repair cable)	2A753
Cover (adjusting hole)	2092	Kit (power brake booster major repair)	2309
Cup (brake cylinder)	2201-2	Kit (power brake booster piston packing)	2A200
Cup (brake master cylinder primary)	2173	Kit (rear cylinder repair)	2128
Cup (shoe hold down spring)	2066	Kit (rear shoe & lining)	2200
Cylinder assy. (master)	2140	Kit (shoe anchor pin)	2A423
Cylinder (front)	2061-2	Kit (shoe lining)	2007
Cylinder (rear)	2261-62	Kit (shoe & lining)	2001
Diaphragm (booster control valve)	2391	Lever (brake shoe adjusting)	2A176-7
Diaphragm (power brake booster body)	2A365	Lever (parking brake)	2A642
Disc (booster control valve)	2414	Lever (parking brake equalizer)	2A605
Eccentric (power booster control valve adjusting)	2462	Lever (parking cable to secondary brake shoe)	2A637-8
Equalizer (parking brake)-rear	2768	Lever (power brake booster)	2431
Equalizer (parking cable)	2A602	Lining (front secondary)-shoe	2022
Field assy. (compressor)	2987	Lining (primary)-shoe	2021
Filter (brake vacuum booster air cleaner)	2A346	Lining (rear shoe)-primary & secondary	2284-85
Fitting (master cylinder outlet)	2076	Link (parking brake cable connecting)	2861
Gasket (brake line)	2149	Link (parking lever to primary brake shoe)	2A642
Gasket (compressor cylinder head)	2945	Link (shoe to cylinder)	2042
Gasket (compressor valve plate)	2892	Nut (adjusting screw)	2047
Gasket (front brake carrier plate to spindle)	2044	Nut (master cylinder to front connector tube)	2133
Gasket (front brake grease baffle)	2026	Nut (parking equalizer lever)	2091
Gasket (master cylinder filler cap)	2187	Pad (pedal)	2454
Gasket (master cylinder outlet)	2154	Pad (pedal plate)	2457
Gasket (power brake booster end plate)	2493	Pawl (parking ratchet bar)	2786
Gasket (power brake booster tube connector)	2154	Pedal (brake)	2455
Gasket (rear carrier plate)	1001	Pin (booster lever pivot)	2A020
Grommet (booster check valve)	2B176	Pin (parking brake control)	2859
Guard (brake master cylinder push rod)	2A021	Pin (parking brake handle locking)	2819
Guide (booster body piston)	2B130	Pin (parking brake lever)	2107
Guide (brake shoe adjusting lever cable)	2A179	Pin (shoe anchor)	2027
Handle assy. (parking brake control)	2760	Pin (shoe hold down spring)	2089
Head (compressor cylinder)	2995	Piston (brake cylinder)	2194-7
Hose ass'y. (brake)	2078	Piston (brake master cylinder)	2169
Hose ass'y. (rear brake)	2282	Plate assy. (booster end)	2B093
Hose (brake lines)	2270	Plate ass'y. (booster piston)-front	2A158
Hose (brake vacuum motor to parking brake switch)	2A595	Plate ass'y. (brake pedal pad)	2453
Hose (fitting to power brake booster outlet tube)	2079	Plate assy. (parking brake equalizer lever brkt. mtg.)	2A748
Hose (front brake fitting to connector)	2A048	Plate (front carrier)	2012-14
Hose (master cylinder to connector)	2079	Plate (parking cable to dash)	2858
Hose (parking brake switch to tee)	2A596	Plate (power brake booster push rod locating)	2A476
Hose (power brake booster)	2A047	Plate (rear brake shoe anchor guide)	2028
Hose (power brake booster reservoir to manifold)	2A047	Plate (rear carrier)	2211-12
Hose (power brake booster to connector)	2078	Plug (power brake booster check valve)	2A246
Housing & end plate (booster)	2329	Plunger assy. (power brake booster)	2A365
Hub (booster diaphragm guide)	2B152	Pulley (compressor)	2884
Hub (brake shoe adjusting screw)	2A482	Pulley (parking cable)	2804
Retainer (booster body piston guide)	2481	Reservoir assy. (power brake booster)	2A038
Retainer (parking brake cable)-rear		Retainer (booster body piston guide)	2B131
Retainer (parking lever)		Retainer (parking brake cable)-rear	2A709
		Retainer (parking lever)	2106



BUY IT NOW!

Click Here To Order



YEAR	MODEL	DESCRIPTION	QTY.	PART NUMBER
1001 GASKET - REAR WHEEL BEARING RETAINER				
60/62	A	Outer-2 7/8" I. D. -4 holes	2	A8AZ 1001-A
61/62	A Special (4/B carb.)-8 cyl. 390-for Special Duty Performance	Except locking axle	2	
62/61	B S	Outer Outer	2 2	
63/63/	A (except S/W) X(8 cyl.)	Outer Outer	2 2	
60/60/61/62	A(S/W & P/C) A (H/D) A Special (4/B carb.)-8 cyl. 390-for Special Duty Performance	3 9/32" I. D. -5 holes With locking axle	4 4 2	C5AZ 1001-A
61/62/60/62/	A (except S/W) B S S	With large bearing With fade or wear resistant brakes	4 2 4 4	
60/62	X	2 45/64" I. D. -4 holes	2	C0DD 1001-A
63/	X(6 cyl.)	2 45/64" I. D. -4 holes	2	C3DZ 1001-A

1001 GASKET - REAR BRAKE CARRIER PLATE				
61/62	A	2 7/8" I. D. -4 holes	2	C1AZ 1001-A
60	A (except S/W)		2	
61	A Special (4 & 6/B carb.)-8 cyl. 390-for Special Duty Performance	Except locking axle	2	
63/63/63/61/62	A(except S/W) B X(8 cyl.) S		2 2 2 2	
62	B	3 3/32" I. D. -4 holes	2	C2OZ 1001-A
60/64	X	2 45/64" I. D. -4 holes	2	C0DZ 1001-A

YEAR	MODEL	REMARKS	WHEEL SIZE	NO. HOLES & BOLT CIRCLE	QTY.	PART NUMBER
------	-------	---------	------------	-------------------------	------	-------------

1007 WHEEL ASSY.						
- A -						
60	A		14 x 5.00	5-4 1/2	5	B7A 1015-A
	A		14 x 5.50	5-4 1/2	5	C2AZ 1007-C
	A		14 x 6.00	5-4 1/2	5	C3AZ 1007-A
	A		15 x 5.00	5-4 1/2	5	C0AA 1007-N
61/64	A		14 x 5.50	5-4 1/2	5	C2AZ 1007-C
	A		14 x 6.00	5-4 1/2	5	C3AZ 1007-A
	A		15 x 5.50	5-4 1/2	5	C1AZ 1007-A

- B -						
62/64	B		13 x 4.50	5-4 1/2	5	C1UU 1007-A
	B	R/B C8OZ 1007-G	14 x 5.00	5-4 1/2	5	*C4GY 1007-B

- S -						
60/61	S		14 x 5.50	5-4 1/2	5	B8A 1015-A
62/64	S		14 x 5.50	5-4 1/2	5	C2SZ 1007-A
	S	Wire spoke-use w/8.00-14 tube tires	14 x 5.50	4 1/2	5	C2SZ 1007-B
	S	(1964)	15 x 5.50	5-4 1/2	5	C4SZ 1007-A

- X -						
60/64	X(54, 58, 62, 63, 64)-6 & 8 cyl. -		13 x 4.00	4-4 1/2	5	C0DD 1007-J
	"Before 4/13/64"					
	X(6 cyl.) "From 4/13/64"		13 x 4.00	4-4 1/2	5	C0DD 1007-J
	X(S/D, S/W, 63, 66, 76)-6 & 8 cyl. -	Use w/6.50-13 tires	13 x 4.50	4-4 1/2	5	C0DZ 1007-A
	"Before 4/13/64"					
	X(6 cyl.) "From 4/13/64"	Use w/6.50-13 tires	13 x 4.50	4-4 1/2	5	C0DZ 1007-A
	X(54, 58, 62, 64)-H/D-6 & 8 cyl. -	Use w/6.50-13 tires	13 x 4.50	4-4 1/2	5	C0DZ 1007-A
	"Before 4/13/64"					
	X(8 cyl.) "Before 4/13/64"	(1963/64)	13 x 4.50	5-4 1/2	5	C1UU 1007-A
	"From 4/13/64"		14 x 4.50	4-4 1/2	5	C4DZ 1007-A
		R/B C8OZ 1007-G	14 x 5.00	5-4 1/2	5	*C4GY 1007-B

100% SATISFACTION GUARANTEED

BUY IT NOW!

Click Here To Order

PayPal American Express Discover MasterCard VISA

FORD CAR PARTS

SECTION 10

YEAR	MODEL	DESCRIPTION	QTY.	PART NUMBER
1012 NUT - HUB BOLT				
60/	A, B, S, X	1/2"-20-open-zinc plate	20	C0AZ 1012-A
1015 WHEEL ASSY. - Refer to Group 1007				
1026 FLAP - WIRE WHEEL TIRE LINER				
62/64	S		5	C2SZ 1026-A
1102 HUB and BRAKE DRUM ASSY. - FRONT				
- A -				
60	A(except S/W, Taxi)	11" I.D. -2 1/2" brake surface	2	C0AA 1102-C
60	A	11" I.D. -3" brake surface	2	C0AA 1102-D
61	A(11" x 2 1/2" brakes)	11 1/32" I.D. -2 1/2" brake surface -Not repl.	2	*C1AA 1102-A
62/	A(11" x 2 1/2" brakes)	11 1/32" I.D. -2 25/32" brake surface	2	C5AZ 1102-B
61/	A(11" x 3" brakes)-except Taxi with aluminum drums	11 1/32" I.D. -3 9/32" brake surface	2	C5AZ 1102-A
63/	A(11" x 3" brakes), Taxi	Aluminum drum-11" I.D. -3 1/4" brake surface	2	C3AZ 1102-E
- B -				
62/	B(10" x 2 1/4" brakes)	10" I.D. -2 13/16" brake surface-non-flared	2	C3OZ 1102-D
- S -				
60	S	11" I.D. -2 1/2" brake surface	2	C0AA 1102-C
61	S	11 1/32" I.D. -3 9/32" brake surface	2	C5AZ 1102-A
62	S	11 1/32" I.D. -3 1/4" brake surface	2	C2SZ 1102-A
63/64	S	11 3/32" I.D. -3 1/4" brake surface-inner bearing cup stamped LM 67010-outer bearing cup stamped M12610	2	C3SZ 1102-C
- X -				
60/	X(9" x 2 1/4" brakes)	9" x 2 1/2" brake surface	2	C1DZ 1102-B
63/	X(10" x 2 1/4" brakes)	10" I.D. -2 13/16" brake surface-non-flared	2	C3OZ 1102-D
1107 BOLT - FRONT and REAR HUB				
60/	A, B, S, X	Rear-1/2"-20 x 1 5/8"-serration dia. .618"/.628"	AR	A9AZ 1107-B
60/	A, B, S, X(drum brakes)	1/2"-20 x 1 11/16"-serration dia. .618"/.628"	AR	C3AZ 1107-A
60/	A, B, S, X(drum brakes)	1/2"-20 x 1 1/2"-serration dia. .632"/.640"	AR	C1AZ 1107-A
63/	A, B, X(with one piece front drum)	1/2"-20 x 1 9/16"-serration dia. .632"/.640"	AR	C3OZ 1107-A
1126 DRUM ASSY. - REAR BRAKE				
- A -				
63/	A(11" x 2 1/4" & 11" x 2 1/2" brakes)	11 1/32" I.D. -2 3/4" brake surface-overall depth 5" -flared cross-ribbed	2	C3AZ 1126-B
60	A(11" x 2 1/2" brakes)	11" I.D. -2 3/4" brake surface	2	C0AA 1126-A
61/64	A(11" x 2 1/2" brakes)	11 1/32" I.D. -2 3/4" brake surface-non-flared	2	C3AZ 1126-A
- B -				
62/	B(10" x 1 3/4" brakes)	10" I.D. -2" brake surface	2	C3OZ 1126-B
62/	B(10" x 2" brakes)	10" I.D. -2 1/4" brake surface-non-flared	2	C2OZ 1126-B
63/	B(10" x 2 1/2" brakes)	10" I.D. -2 3/4" brake surface-non-flared	2	C3OZ 1126-A
- S -				
60	S(11" x 2 1/2" brakes)	11" I.D. x 2 3/4" brake surface	2	C0AA 1126-A
61	S(11" x 2 1/2" brakes)	11 1/32" I.D. -2 3/4" brake surface	2	C3AZ 1126-A
62	S(11" x 2 1/2" brakes)	11 1/32" I.D. -2 3/4" brake surface	2	C2SZ 1126-A
63/	S(11" x 2 1/2" brakes)	11 3/32" I.D. -2 3/4" brake surface	2	C3SZ 1126-A
- X -				
60/	X(9" x 1 1/2" brakes)	9" I.D. -1 3/4" brake surface	2	C0DZ 1126-C
		9" I.D. -2 1/2" brake surface	2	C0DZ 1126-B
		10" I.D. -2" brake surface	2	C3OZ 1126-B
		Spring nut(drum to axle shaft)-1/2"	4or6	356080-S32(MM270)

100% SATISFACTION GUARANTEED

BUY IT NOW!

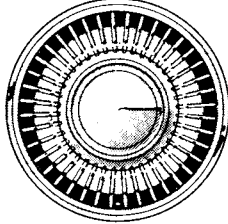
Click Here To Order

PayPal American Express Discover MasterCard VISA

REFER TO PAGES 13 and 14 FOR MODEL APPLICATION

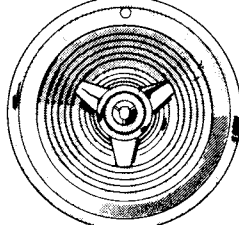
WHEEL COVERS

GALAXIE



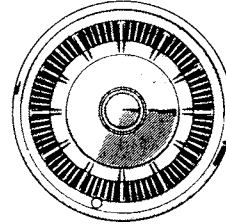
C1AA 1130-C (1961 -14')

GALAXIE

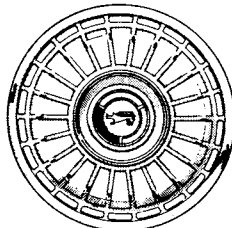


C3AZ 1130-Z (1963/64-15")
C3AZ 1130-F (1963 -15')

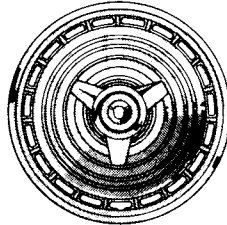
FAIRLANE



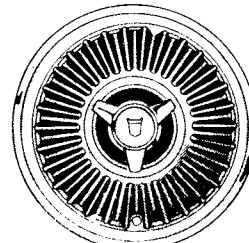
C2OA 1130-A (1962 -13 1/2")



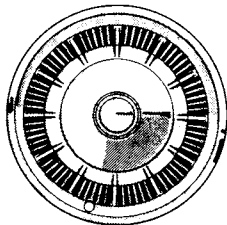
C2AZ 1130-C (1962 -14')



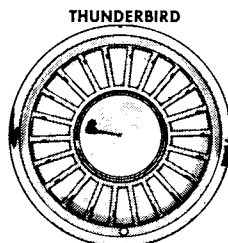
C3AZ 1130-C (1963 -14')
C3AZ 1130-AA (1963 -14')




C3OZ 1130-L (1963/64-13")



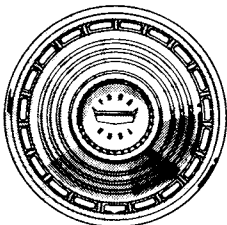
C2AA 1130-B (1962 -14')



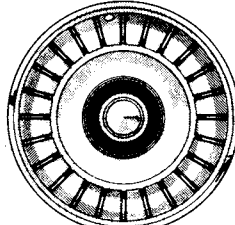
C1SZ 1130-B (1961/62 -14')



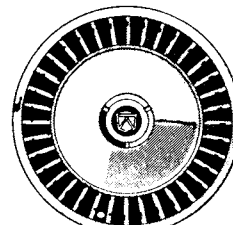
C3OZ 1130-K (1963 /64-14')



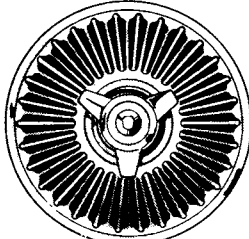
C3AZ 1130-U (1963 -14')
C3AZ 1130-B (1963 -14')



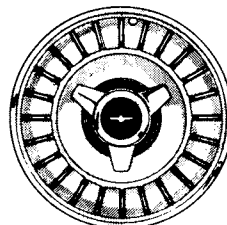
C3SZ 1130-A (1963 -14')




C3OZ 1130-D (1963 -14')
C3OZ 1130-C (1963 -13')



C3AZ 1130-G (1963/64-14')



C3SZ 1130-B (1963-14')
(BLACK CENTER)



C3OZ 1130-G (1963-14')

NOTE-RECOMMEND DEALERS RETAIN A COPY OF THE ANNUAL ACCESSORIES SALES PROMOTION CATALOG FOR INFORMATION OF WHEEL COVERS

P-4186-A

100% SATISFACTION GUARANTEED

BUY IT NOW!

Click Here To Order

1130 CAP or COVER - WHEEL HUB - continued



REFER TO PAGES 13 and 14 FOR MODEL APPLICATION

WHEEL COVERS

HUB CAPS

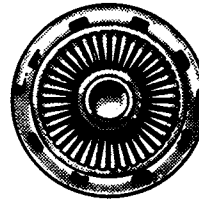

FALCON

GALAXIE AND FAIRLANE




C1DD 1130-D (1961/62-13")
C2OZ 1130-C (1962-14")

C1AA 1130-B (1961/62-10")
C2OA 1130-C (1962-9 1/4")



C1DD 1130-E (1961/62-13")

C3OZ 1130-A (1963-9 5/8")
C3OZ 1130-M (1963-9 3/8")
C3AZ 1130-A (1963-10 5/8")

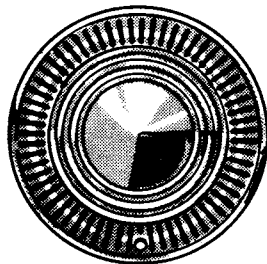


THUNDERBIRD



C2DZ 1130-C (1962/63-13")

C2SZ 1130-C (1962-7")
C3SZ 1130-D (1963/ -7")
(BLACK CENTER)



FALCON



C2DZ 1130-A (1962/64-13")

C1DD 1130-C (1961-9")
C3DZ 1130-A (1960/ -9")



BUY IT NOW!

Click Here To Order

RECOMMEND DEALERS RETAIN A COPY OF THE ANNUAL ACCESSORIES SALES PROMOTION CATALOG FOR COLOR IDENTIFICATION OF WHEEL COVERS


P-4186-B



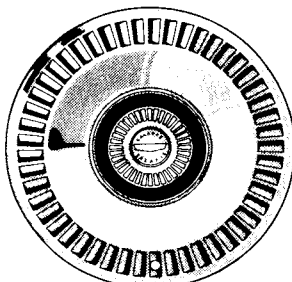
1130 CAP or COVER - WHEEL HUB - continued

REFER TO PAGE 14 FOR MODEL APPLICATION


GALAXIE




C4AZ 1130-C (1964—14")
(RED, WHITE & BLUE CENTER)



C4AZ 1130-B (1964—14")
(BLUE CENTER)
FAIRLANE

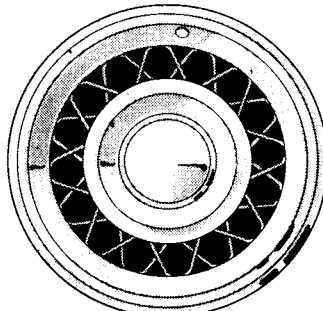


C4OZ 1130-C (1964—14")
● C4OZ 1130-L (1964—14")
(RED CENTER)




C4OZ 1130-G (1964—14")
C4OZ 1130-J (1964—14")

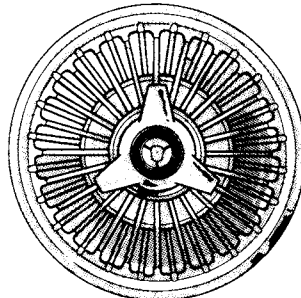
**GALAXIE
FAIRLANE
FALCON**



C4AZ 1130-H (1964/ -14")
C4AZ 1130-J (1964—15")
C4OZ 1130-H (1964/ -13")

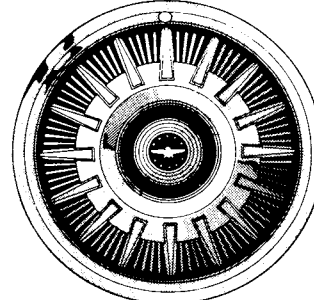


C4AZ 1130-A (1964/ -10½")
C4OZ 1130-A (1964/ -9½")
FORD

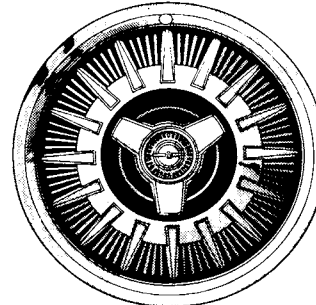


C4AZ 1130-L (1964/ -14")
(RED, WHITE & BLUE CENTER)

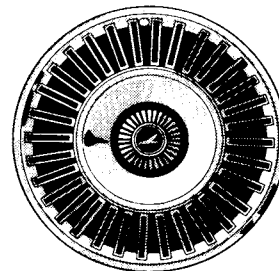
THUNDERBIRD




C4SZ 1130-A (1964—15")
(BLACK CENTER)



C4SZ 1130-B (1964—15")
(RED CENTER)
FALCON



C4DZ 1130-A (1964—13")
(BLACK CENTER)



C4DZ 1130-D (1964/ -9½")
(BLACK CENTER)

#RUSTLESS STEEL
●CHROME

NOTE-RECOMMEND DEALERS RETAIN A COPY OF THE ANNUAL ACCESSORIES SALES PROMOTION CATALOG FOR FULL COLOR IDENTIFICATION OF WHEEL COVERS

P-4393

100% SATISFACTION GUARANTEED

BUY IT NOW!

Click Here To Order

1130 CAP or COVER - WHEEL HUB - continued

MODEL	DIAMETER (Inches)	DESCRIPTION	QTY.	ILLUST. ON PAGE -	PART NUMBER
1960					
A	10 1/4	Cap	4		C0AA 1130-C
A	14	Cover	4		C0AA 1130-D
S	10 1/4	Cap	4		C0AA 1130-C
S	14	Cover-36 struts	4		B9A 1130-A
X	9	Cap-Black letters	4	11	C3DZ 1130-A
X	13	Cover-Black depressions	4		C0DZ 1130-B
1961					
A	10	Cap	4	11	C1AA 1130-B
A	14	Cover	4	10	C1AA 1130-C
B	10	Cap	4	11	C1AA 1130-B
S	14	Cover-use w/C7AZ 1705-A ext.	4	10	C1SZ 1130-B
X	9	Cap-White letters	4	11	C1DD 1130-C
X	13	Cover-White depressions	4	11	C1DD 1130-D
X	13	Cover-16 holes	4	11	C1DD 1130-E
1962					
A	10	Cap	4	11	C1AA 1130-B
A	14	Cover	4	10	C2AA 1130-B
A	14	Cover-incl. crest	5	10	C2AZ 1130-C
A	15 1/8	Cover-full wheel	4		B5A 1130-C
B	9 1/4	Cap	4	11	C2OA 1130-C
B	10	Cap	4	11	C1AA 1130-B
B	13 1/8	Cover-Coruna design	4	10	C2OA 1130-A
B	14	Cover	4	11	C2OZ 1130-C
S	14	Cover-use w/B7AZ 1705-A ext.	4	10	C1SZ 1130-B
S	7	Cover-Chrome-w/wire spoke wheels-Black center	4	11	C2SZ 1130-C
X	9	Cap-Black letters	4	11	C3DZ 1130-A
X	13	Cover-Black depressions	4	11	C2DZ 1130-A
X	13	Cover-White depressions	4	11	C1DD 1130-D
X	13	Cover-12 openings	4	11	C2DZ 1130-C
X	13	Cover-16 holes	4	11	C1DD 1130-E
1963					
A	10 5/8	Cap-40 depressions	4	11	C3AZ 1130-A
A	14	Cover-19 struts-inc. medallion-bright finish chrome flash	4	10	C3AZ 1130-B
A	14	Cover-19 struts-incl. medallion-stainless steel-brush finish	4	10	C3AZ 1130-U
A	14	Cover-incl. spinner-bright finish chrome flash	4	10	*C3AZ 1130-C
A	14	Cover-incl. spinner-stainless steel	4	10	*C3AZ 1130-AA
A	14	Cover-Simulated wire-incl. spinner	4	10	*C3AZ 1130-G
A	15	Cover-incl. spinner-bright finish chrome flash	4	10	*C3AZ 1130-F
A	15	Cover-incl. spinner-stainless steel	4	10	*C3AZ 1130-Z
B	9 5/8	Cap-40 depressions-Silver paint	4	11	C3OZ 1130-A
B	9 5/8	Cap-40 depressions-Black paint	4	11	C3OZ 1130-M
B	10 5/8	Cap-40 depressions	4	11	C3AZ 1130-A
B	13	Cover-36 struts-incl. crest	4	10	C3OZ 1130-C
B	13	Cover-Simulated wire-incl. spinner	4	10	*C3OZ 1130-L
B	14	Cover-36 struts-incl. crest	4	10	C3OZ 1130-D
B	14	Cover-incl. spinner	4	10	C3OZ 1130-G
B	14	Cover-Simulated wire-incl. spinner	4	10	*C3OZ 1130-K
S	7	Cap-incl. spinner-Black center	4	11	C3SZ 1130-D
S	14	Cover-24 struts	4	10	C3SZ 1130-A
S	14	Cover-24 struts-incl. spinner-Black center	4	10	C3SZ 1130-B
X	9	Cap-Black letters	4	11	C3DZ 1130-A
X	13	Cover-12 openings	4	11	C2DZ 1130-C
X	13	Cover-Black depressions	4	11	C2DZ 1130-A
X	13	Cover-Simulated wire-incl. spinner	4	10	*C3OZ 1130-L

with fender skirts



BUY IT NOW!

Click Here To Order



MODEL	DIAMETER (inches)	DESCRIPTION	QTY.	ILLUST. ON PAGE	PART NUMBER
1130 CAP or COVER - WHEEL HUB - continued					
1964					
A	10 1/2	Cap-"Ford" letters with Black background	4	12	C4AZ 1130-A
A	14	Cover-incl. crest-Blue center	4	12	C4AZ 1130-B
A	14	Cover-embossed center medallion-dull finish	4	12	C4OZ 1130-C
A	14	Cover-incl. spinner-"XL" in medallion-Red, White & Blue center	4	12	C4AZ 1130-C
A	14	Kit-Simulated wire-consists of 4-C4AZ 1130-H cover, 4-B7AZ 1705-A extension	1		C4AZ 1130-F
A	14	Cover-wire-also supplied in C4AZ 1130-F	4	12	C4AZ 1130-H
A	14	Cover-Simulated wire-incl. spinner	4	10	*C3AZ 1130-G
A	14	Cover-Simulated wire-incl. spinner-Red, White & Blue center	4	12	*C4AZ 1130-L
A	15	Cover-incl. spinner-stainless steel	4	10	*C3AZ 1130-Z
A	15	Cover-wire	4	12	C4AZ 1130-J
B	9 1/2	Cap-"Ford" letters with Black background	4	12	C4OZ 1130-A
B	10 1/2	Cap-"Ford" letters with Black background	4	12	C4AZ 1130-A
B	13	Kit-wire-consists of 4-C4OZ 1130-H cover, 4-B9AA 1705-B extension	1		*C4OZ 1130-T
B	13	Cover-wire-also supplied in C4OZ 1130-T	4	12	*C4OZ 1130-H
B	13	Cover-Simulated wire-incl. spinner	4	10	*C3OZ 1130-L
B	14	Cover-Simulated wire-incl. spinner	4	10	*C3OZ 1130-K
B	14	Cover-incl. spinner-medallion imprinted "Fairlane Sports Coupe"-dull finish	4	12	*C4OZ 1130-G
B	14	Cover-incl. spinner-medallion imprinted "Fairlane Sports Coupe"-bright finish	4	12	*C4OZ 1130-J
B	14	Cover-embossed center medallion-dull finish	4	12	C4OZ 1130-C
B	14	Cover-embossed center-medallion-bright finish	4	12	C4OZ 1130-L
B	14	Kit-Simulated wire-consists of 4-C4AZ 1130-H cover, 4-B7AZ 1705-A extension	1		C4AZ 1130-F
B	14	Cover-Simulated wire-also supplied in C4AZ 1130-F	4	12	C4AZ 1130-H
S	7	Cap-incl. spinner-Black center	4	11	C3SZ 1130-D
S	15	Cover-16 struts-Black center	4	12	C4SZ 1130-A
S	15	Cover-incl. spinner-Red center	4	12	C4SZ 1130-B
X	9	Cap-Black letters	4	11	C3DZ 1130-A
X	9 1/2	Cap-"Ford" letters w/Black background	4	12	C4OZ 1130-A
X	9 5/8	Cap-6 embossed bars-incl. Falcon letters on Black background	4	12	C4DZ 1130-D
X	10 1/2	Cap-"Ford" letters w/Black background	4	12	C4AZ 1130-A
X	13	Kit-wire-consists of 4-C4OZ 1130-H cover, 4-B9AA 1705-B extension	1		*C4OZ 1130-T
X	13	Cover-wire-also supplied in C4OZ 1130-T	4	12	*C4OZ 1130-H
X	13	Cover-Simulated wire-incl. spinner	4	10	*C3OZ 1130-L
X	13	Cover-Black depressions	4	11	C2DZ 1130-A
X	13	Cover-Simulated wire-incl. Falcon emblem in Black center	4	12	C4DZ 1130-A
X	14	Kit-Simulated wire-consists of 4-C4AZ 1130-H cover, 4-B7AZ 1705-A extension	1		C4AZ 1130-F
X	14	Cover-Simulated wire-also supplied in C4AZ 1130-F	4	12	C4AZ 1130-H
X	14	Cover-Simulated wire-incl. spinner	4	10	*C3OZ 1130-K
X	14	Cover-embossed center medallion-bright finish	4	12	C4OZ 1130-L

YEAR	MODEL	DESCRIPTION	QTY.	PART NUMBER
1131 CAP - HUB GREASE				
30/60/62	A, B(drum brakes)	Front-1 25/32" I. D.	2	B5A 1131-A
63/63/63/60/	S X (10" x 2 1, 4" brakes)		2 2	
	S	Front-1 31/32" O. D.	2	LF 1131-A
	X	Front-1 37/64" O. D.	2	C3DZ 1131-A
1140 SPRING - BRAKE DRUM SILENCER				
	Taxi	32" long-use with bonded brake lining	4	B7A 1140-A

r skirts

100% SATISFACTION GUARANTEED

BUY IT NOW!

Click Here To Order

PayPal American Express Discover MasterCard VISA

YEAR	MODEL	DESCRIPTION	QTY.	PART NUMBER
1177 SEAL ASSY. - REAR WHEEL BEARING OIL - INNER				
60/	A	1 1/2" I.D. - 2 1/2" O.D.	2	B7A 1177-A
60	S		2	
62/	S		2	
60/	A	1 3/8" I.D. - 2 3/8" O.D.	2	B7A 1177-B
62/	B		2	
61	S		2	
61/	A(for Special duty performance)	1 1/2" I.D. - 2 1/2" O.D.	2	C1AA 1177-A
62/64	B	1 23/64" I.D. - 2 5/8" O.D. -to seal 1 3/8" shaft - use with carrier plate flange on outside of axle housing tube	2	C2OW 1177-A
64/	B	1 23/64" I.D. - 2 17/64" O.D. -to seal 1 3/8" shaft use-with carrier plate flange on inside of axle housing tube	2	C4OZ 1177-A
60/61	X(Taxicab,S/D,S/W,66)-6 cyl.-"Before 5/15/61"	1 21/64" I.D. - 2 1/32" O.D. -to seal 1 5/16" shaft	2	C0DW 1177-B
61/	X(Taxicab,S/D,S/W,66)-6 cyl.-"From 5/15/61"	1 21/64" I.D. - 2 1/16" O.D. -to seal 1 11/32" shaft	2	C1DZ 1177-A
64	X		2	
60/	X(54,58,62,64)-6 cyl.	1 11/64" I.D. - 2 1/32" O.D. -to seal 1 11/64" shaft	2	C0DW 1177-A
63/64	X(8 cyl. 260)	1 3/8" I.D. - 2 3/32" O.D.	2	C1UW 1177-A
1180 RETAINER - REAR WHEEL BEARING - INNER				
60/	A,S	1 17/32" I.D. - 2 3/8" O.D.	2	B9AZ 1180-B
62/	B,X	1 3/8" I.D. - 2" O.D.	2	B9AZ 1180-A
60/	A		2	
60/	X	1 11/32" I.D. - 1 7/8" O.D.	2	C0DW 1180-B
60/	X	1 11/64" I.D. - 1 7/8" O.D.	2	C0DW 1180-A
1190 RETAINER - FRONT WHEEL GREASE				
60	A Special (4/B carb.)-8 cyl. 352	3" O.D. - 2 1/16" I.D. - 5/16" thick	2	B7TZ 1190-A
63/	A(Taxicab)	2 1/2" & 2 11/16" O.D. -to seal 1 15/16" shaft	2	C3SZ 1190-A
62	S "From 5/21/62"		2	
60/	A (except N. Y. Taxicab)	2 1/2" O.D. - 1 15/16" I.D. - 9/32" thick	2	B5AZ 1190-A
62/	B(drum brakes)		2	
60/62	S "Before 5/21/62"		2	
63/	X (10" x 2 1/4" brakes)		2	
63/	S	2 27/32" major O.D. - 2 37/64" minor O.D. - 1 15/16" I.D.	2	C6AZ 1190-A
60/	X	2 1/16" O.D.	2	C1DZ 1190-A
1193 GASKET - FRONT BRAKE GREASE BAFFLE				
62/	B,X(10" brakes)		2	C2OA 2026-A
61/64	S		2	B4A 1193-A
1195 WASHER - FRONT SPINDLE NUT TO OUTER BEARING				
60/	A,B,S	1 21/32" O.D. - 3/32" thick	2	C2AZ 1195-A
63/	X (10" x 2 1/4" brakes)		2	
60/	X	1 7/16" O.D. - 3/32" thick	2	C1DD 1195-A
1201 CONE and ROLLER ASSY. - FRONT WHEEL INNER BEARING				
60/62	A Special (4 & 6/B carb.)-8 cyl. 352,390-for special duty performance	1 5/8" I.D. - stamped LM 501349	2	B7A 4221-A
60/	A (drum brakes)	1 1/4" I.D. - 2 21/64" O.D. -stamped LM 67048	2	B5A 1201-A
62/	B		2	
60/64	S		2	
63/	X (10" x 2 1/4" brakes)		2	
60	X	Differential-1 3/8" I.D. - 2 9/16" O.D. -stamped LM 48548	2	B7C 1201-A
60/	X	1 1/16" I.D. - stamped L44649	2	C0DD 1201-A
1202 CUP - FRONT WHEEL INNER BEARING				
60/	A(drum brakes)	Stamped LM 67010	2	B5A 1202-A
62/	B		2	
60/64	S		2	
63/	X (10" x 2 1/4" brakes)		2	
60	X	Differential-Stamped LM 48510	2	B7C 1202-A
60/	X	1 63/64" O.D. - stamped L 44610	2	C0DD 1202-A
L TRIM				
			4	C0DD 1210-A



BUY IT NOW!

Click Here To Order



YEAR	MODEL	DESCRIPTION	QTY.	PART NUMBER
1211 KIT - WHEEL TRIM RING-WHITE				
60/	All with 13" wheels		1	C5AZ 1211-A
60/	All with 14" wheels		1	C5AZ 1211-B
1216 CONE and ROLLER ASSY. - FRONT WHEEL OUTER BEARING				
60	A Special (4/B carb.)-8 cyl. 352	Stamped 1380	2	AA 1216-A
60/	A(drum brakes)	Stamped LM 11949	2	B5A 1216-A
62/	B		2	
60/62	S		2	
63/	X (10" x 2 1/4" brakes)		2	
60/	X	11/16" I.D. - stamped LM 11749	2	C0DD 1216-A
63/	S	Stamped M 12649	2	C3SZ 1216-A
1217 CUP - FRONT WHEEL OUTER BEARING				
60/	A(drum brakes)	Stamped LM 11910	2	B5A 1217-A
62/	B		2	
60/62	S		2	
63/	X (10" x 2 1/4" brakes)		2	
60/	X	1 3/764" O.D. - stamped LA 11710	2	C0DD 1217-A
63/	S	Stamped M 12610	2	C3SZ 1217-A
1225 BEARING ASSY. - REAR WHEEL				
60/	A(except P/C & Heavy Duty S/W)	1 3/8" I.D. -2 53/64" O.D. -stamped RW207CE,	2	B7AZ 1225-A
62/	B	2-3538 or F207AKK29-(medium)-includes	2	
61	S	C9OZ 1180-A retainer	2	
63/	X(8 cyl.)		2	
60/	X(54, 58, 62, 64)	1 13/16" I.D. -2 7/16" O.D. -stamped 88506-AR-	2	C0DZ 1225-A
		(extra small)-includes C0DW 1180-A retainer		
60/	X(Taxicab, S/D, S/W, 66)	1 21/64" I.D. -2 43/64" O.D. -stamped RWF34R-	2	C0DZ 1225-C
		(small)-includes C0DW 1180-B retainer		
60/	S	1 17/32" I.D. -3 5/32" O.D. -stamped 88128-	2	C9AZ 1225-A
60/	A (Heavy Duty S/W, P/C)	(large)-includes C9AZ 1180-A retainer	2	
1377 BRACE - SPARE WHEEL				
60/	X (54, 58, 62, 63, 64, 76)		1	C0DB 1377-A
1A379 WRENCH - SPARE WHEEL LOCK BOLT				
61/	A		1	C1AB 1A379-A
1386 LOCK ASSY. - SPARE WHEEL				
61/	A(S/W)	Includes keys	1	C1AZ 1386-A
63/	B(71)		1	
61/	A(S/W)	Consists of	1	C1AZ 1386-C
		1-C1AB 1A379-A Wrench 1-C1AB 1440-B Bolt		
		1-C1AZ 1386-A Lock & Keys Assy.		
61/	A (except S/W)	Consists of	1	C1AZ 1386-B
		1-C1AB 1A379-A Wrench 1-C1AB 1440-A Bolt		
		1-C1AZ 1386-A Lock & Keys Assy.		
1440 BOLT - SPARE WHEEL LOCK				
61/	A (except S/W)	3/8"-16 x 6 1/4"	1	C1AB 1440-A
61/	A(S/W)	3/8"-16 x 8"	1	C1AB 1440-B
1446 CLAMP - SPARE WHEEL - Also Refer to Group 17091				
60	A(S/W)	"Before 3/7/60"	1	BA 1446-A
60/	X (66)		1	
62/	S	With wire wheels	1	
1448 BOLT - SPARE WHEEL CARRIER				
- A -				
60	A(except 71)	3/8"-16 x 7 7/8"	1	B5A 1448-B
60/64	A(71)	3/8"-16 x 9"	1	C0AB 1448-C
61/64	A(except 71)	3/8"-16 x 6 3/4"	1	B7A 1448-A
- B -				
62	B	3/8"-16 x 6 3/4"	1	B7A 1448-A
63	B(71)	3/8"-16 x 2 11/16"	1	C3OZ 1448-A
63/	B(except 71)	3/8"-16 x 6 3/4"	1	B7A 1448-A
64/	B(71)	3/8"-16 x 3 3/4"-includes plate	1	C0DZ 1448-B
- S -				
		3/8"-16 x 6 3/4"	1	B7A 1448-A
		3/8"-16 x 7 7/8"	1	B5A 1448-B
		3/8"-16 x 9 3/16"-3 1/4" thread length	1	C6OZ 1448-A



BUY IT NOW!

Click Here To Order



FORD CAR PARTS

SECTION 20

YEAR	MODEL	DESCRIPTION	QTY.	PART NUMBER
1448 BOLT - SPARE WHEEL CARRIER - continued				
- X -				
60/	X(S/D, 71)	3/8"-16 x 3 3/4"-includes plate	1	C0DZ 1448-B
60/	X(66)	Rod (spare wheel mounting)	1	C0DB 6647114-A
60	A, S	Retainer (bolt to rear sill panel)-spring type	1	74274-S(R3)
60/	X(except S/D & S/W)	Bolt-3/8"-16 x 7"-carriage	1	359808-S2 (BB198M)
60/	X (66)	Pin (rod)-self-locking	1	352358-S(NN127)
64	B (71)	Washer-flat-39/64"	1	359820-S8(XX203)

1462 NUT - SPARE WHEEL CARRIER BOLT				
60	A (except S/W)	Wing-3/8"-16	1	B9AZ 1462-A
64/	S		1	
60/	X		1	
63/	B(71)		1	
63/	B (S/W)	1/2"-20 x 1" long	1	B5C 1462-A
62/	X	Washer-flat (nut to jack base)-39/64"	1	359820-S8(XX203)

1508 TIRE CASING - SNOW				
60/	A	15" x 7.75"-Black side wall-General tire	AR	C8AZ 1508-A
60/	A	15" x 7.75"-White side wall-General tire	AR	C8AZ 1508-B
60/	A, S	15" x 8.25"-Black side wall-General tire	AR	C8AZ 1508-C
60/	A, S	15" x 8.25"-White side wall-General tire	AR	C8AZ 1508-D
60/	A(71)	15" x 8.55"-Black side wall-General tire	AR	C8AZ 1508-G
60/	A(71)	15" x 8.55"-White side wall-General tire	AR	C8AZ 1508-H
60/	B, X	14" x 7.75"-Black side wall-General tire	AR	C8OZ 1508-A
60/	B, X	14" x 7.75"-White side wall-General tire	AR	C8OZ 1508-B
62/	B	14" x 7.35"-Black side wall-General tire	AR	C8OZ 1508-C
62/	B	14" x 7.35"-White side wall-General tire	AR	C8OZ 1508-D
60/	X	14" x 6.95"-Black side wall-General tire	AR	C8DZ 1508-A
60/	X	14" x 6.95" White side wall-General tire	AR	C8DZ 1508-B
60/	X	13" x 6.50"-Black side wall-General tire	AR	C6AZ 1508-A
60/	X	13" x 6.50"-White side wall-General tire	AR	C6AZ 1508-B

1705 EXTENSION - TIRE VALVE				
60/	A, B, X	1 1/4" long	4	B7AZ 1705-A
64	A (use with C4AZ 1130-B or C)	1 1/2" long	4	C4AZ 1705-A
62/64	S	1 31/64" long-with wire spoke wheels	4	C2SZ 1705-A
60/	X (with full wheel covers)	7/8" long	4	C0DZ 1705-A
62/	B (with full wheel covers)		4	

YEAR	MODEL RESTRICTIONS	BRAKE SIZE Δ (INCHES)	FRONT	REAR
------	--------------------	-----------------------	-------	------

2001 KIT - BRAKESHOE and LINING				
- A -				
60	A (exc. 59, 71, P/C, Taxi)	11 x 2 1/2	C0AZ 2001-A	C0AZ 2200-E
	A (59, 71, P/C) (Note 1)	11 x 3 F.R.	C0AZ 2001-C	
	A (Taxi)	11 x 2 1/2		*C0AZ 2200-B
61	A (exc. 59, 71, P/C, 8 cyl. 390 Special, Taxi)	11 x 3 bonded W.R.	*C0AZ 2001-E	
	A (59, 71)	11 x 2 1/2 bonded W.R.		*C0AZ 2200-D
	A (P/C, 8 cyl. 390 Special) (Note 1)	11 x 2 1/2	C3AZ 2001-B	C3AZ 2001-B
	A (Taxi)	11 x 3	C2SZ 2001-A	
	A (Taxi)	11 x 2 1/2		C2AZ 2200-B
62	A (exc. 71, P/C, Taxi)	11 x 3 F.R.	C3AZ 2001-C	
	A (71)	11 x 2 1/2" F.R.		C3AZ 2200-C
	A (P/C)	11 x 3 bonded W.R.	C3AZ 2001-A	
	A (P/C)	11 x 2 1/2 bonded W.R.		C3AZ 2200-A
	A (P/C)	11 x 2 1/2	C3AZ 2001-B	C3AZ 2001-B
	A (P/C)	11 x 3	C3AZ 2001-D	
	A (P/C)	11 x 2 1/2		C2AZ 2200-B
	A (P/C) (Note 1)	11 x 3 F.R.	C3AZ 2001-C	
		11 x 2 1/2 F.R.		C3AZ 2200-C
		11 x 3 bonded W.R.	C3AZ 2001-A	
		11 x 2 1/2 bonded W.R.		C3AZ 2200-A

R. - Wear Resistant

Note 1 - Fade Resistant Brakes Optional on all Models

100% SATISFACTION GUARANTEED

BUY IT NOW!

Click Here To Order

PayPal American Express Discover MasterCard VISA

YEAR	MODEL RESTRICTIONS	BRAKE SIZE Δ (INCHES)	FRONT	REAR
2001 KIT - BRAKE SHOE and LINING - continued				
- A -				
63/64	A (exc. 71, P/C, Taxi)	11 x 2 1/2	C3AZ 2001-B	C3AZ 2200-E
	A (71)	11 x 3	C3AZ 2001-D	
	A (P/C) (Note 1)	11 x 2 1/2 F.R.		C3AZ 2200-C
		11 x 3 F.R.	C3AZ 2001-C	
		11 x 2 1/2 F.R.		C3AZ 2200-C
	A (Taxi)	11 x 3 bonded W.R.	C3AZ 2001-A	
		11 x 2 1/2 bonded W.R.		C3AZ 2200-A
- B -				
62	B (exc. P/C, Taxi)	10 x 2 1/4	C3OZ 2001-C	
		10 x 1 3/4		C2OZ 2200-A
	B(P/C) (Note 1)	10 x 2 1/2 F.R.	C6OZ 2001-A	
		10 x 2 F.R.		C2OZ 2200-C
	B (Taxi)	10 x 2 1/2 bonded W.R.	C2OZ 2001-E	
		10 x 2 bonded W.R.		C2OZ 2200-B
63/	B (exc. 71, P/C, Taxi)	10 x 2 1/4	C3OZ 2001-C	
		10 x 1 3/4		C3OZ 2200-A
	B (71)	10 x 2 1/2 F.R.	C3OZ 2001-D	C3OZ 2001-D
	B (P/C) (Note 1)	10 x 2 1/2 F.R.	C6OZ 2001-A	
		10 x 2 F.R.		C2OZ 2200-C
	B (Taxi)	10 x 2 1/2 bonded W.R.	C2OZ 2001-E	
		10 x 2 bonded W.R.		C2OZ 2200-B
- S -				
60	S	11 x 2 1/2	B9S 2001-A	B9S 2001-A
62	S	11 x 3	C2SZ 2001-A	
		11 x 2 1/2		*C2SZ 2200-A
63/64	S	11 x 3	C3SZ 2001-D	
		11 x 2 1/2		C3SZ 2200-B
- X -				
60/64	X (6 cyl. -54, 58, 62, 63, 64)-	" Before 2/3/64"	9 x 2 1/4	C3DZ 2001-A
			9 x 1 1/2	C3DZ 2200-A
	X (6 cyl. -59, 66, 71, 76, 78)-	" Before 2/3/64"	9 x 2 1/4	C3DZ 2001-A
63/	X (8 cyl.)		10 x 2 1/4	C3OZ 2001-C
			10 x 1 3/4	C3OZ 2200-A
64/	X (6 cyl. -54, 62, 63)-	" From 2/3/64"	9 x 2 1/4	C4DZ 2001-A
			9 x 1 1/2	C4DZ 2200-A
	X (6 cyl. -59, 66, 71, 76, 78)-	" From 2/3/64"	9 x 2 1/4	C4DZ 2001-A

YEAR	MODEL	DESCRIPTION	QTY.	PART NUMBER
2004 KIT - BRAKE MASTER CYLINDER REPAIR - Also refer to Group 2140				
60	A (power brakes)-6 cyl.	For 1 1/8" diameter cylinder-consists of	1	C0AZ 2004-B
60	S (power brakes)	1-C0AA 2A034-A Seat 1-C0AA 2178-A Valve 1-C0AA 2169-B Piston 1-0A 2180 Boot 1-C0AA 2173-A Cup 1-TUCG 7821-A S/ring 1-AJ 2174-A S/ring	1	
60	A (power brakes)-8 cyl.	For 1" diameter cylinder-Consists of	1	C0AZ 2004-C
61/62	A, B (power brakes)	1-C0AA 2169-A Piston 1-TFAF 2493-A Gasket	1	
60/61	S (power brakes) " Before 6/9/61"	1-FAA 2173-A Cup 1-C1TT 7821-A S/ring 1-51A 2174-A S/ring 1-AJ 22179-A Seat 1-AJ 2178-A Valve	1	
60/64	A, B, X (manual brakes) " Before 12/10/63"	For 1" diameter cylinder-Consists of	1	C3AZ 2004-A
60	S(manual brakes)	1-C3AA 2169-A Piston 1-0A 2180 Boot 1-C2AA 2173-A Cup 1-AJ 22179-A Seat 1-C3AA 2178-A Valve 1-C1TT 7821-A S/ring	1	
64/	A (manual brakes) " From 12/10/63"	For 1" diameter cylinder-Consists of	1	C4AZ 2004-A
64/	B, X (manual brakes) " From 12/10/63"	1-C3AA 2169-A Piston 1-C4AA 2178-A Valve 1-C2AA 2173-A Cup 1-0A 2180 Boot 1-C1TT 7821-A Snap ring	1	
64/	A (power brakes)	For 1" diameter cylinder-Consists of	1	C3AZ 2004-B
64/	B (power brakes) "Before 12/10/63"	1-C3AA 2169-B Piston 1-AJ 22179-A Seat 1-C2AA 2173-A Cup 1-C1TT 7821-A S/ring 1-C3AA 2178-A Valve	1	

Δ F.R. - Fade Resistant W.R. - Wear Resistant

100% SATISFACTION GUARANTEED

BUY IT NOW!

Click Here To Order

PayPal American Express Discover MasterCard VISA

1960-1964 FORD CAR PARTS AND ACCESSORIES

ILLUSTRATIONS CATALOG

Autolite 

BUY IT NOW! PARTS DIVISION

Click Here To Order  COMPANY • DEARBORN, MICHIGAN



1969

QUICK REFERENCE INDEX - PAGE

GENERAL INFORMATION II

SECTION—MISCELLANEOUS
INSTRUMENT PANEL
& RELATED PARTS 1

SECTIONS 10-24
WHEELS, BRAKES 28

SECTIONS 20-25
FRONT SUSPENSION, STEERING 66

SECTIONS 40-45
REAR AXLE, DRIVE SHAFT 109

SECTIONS 50-53
FRAME, EXHAUST SYSTEM, SPRINGS 115

SECTIONS 60-65
ENGINE 143

SECTIONS 70-75
MANUAL TRANSMISSION, CLUTCH 199

SECTIONS 80-82
AUTOMATIC TRANSMISSION 231

SECTIONS 80-85
COOLING, GRILLE 267

SECTIONS 90-95
FUEL, CARBURETOR, ACCELERATOR 289

SECTIONS 100-105
GENERATOR, ALTERNATOR,
STARTER, DISTRIBUTOR 367

SECTIONS 130-140
LAMPS, WIRING 399

SECTIONS 150-160
FENDER, HOOD 473

SECTIONS 175-190
SPEEDOMETER, WINDSHIELD WIPER,
BUMPER, ACCESSORIES 503

BODY SECTIONS 100-140
BODY FRONT, FLOOR 591

BODY SECTIONS 150-200
BODY SIDE, QUARTER 607

BODY SECTIONS 400-500
BACK, LUGGAGE COMPARTMENT,
TAILGATE 685

BODY SECTION 600
SEATS 737

BODY SHEET METAL SECTION 763

EXTERIOR MOLDING SECTION 847

INTERIOR TRIM SECTION 923

MASTER PARTS AND ACCESSORIES ILLUSTRATION CATALOG

FORM AF-7682

1960/64 PASSENGER CAR

AUTOLITE-FORD PARTS DIVISION

GENERAL INSTRUCTIONS

This Ford Car Master Illustration Catalog contains parts illustrations for the Ford (A), Fairlane (B), Thunderbird (S) and Falcon (X) passenger cars for the model years 1960 through 1964.

For greater convenience this catalog is divided into specific sections; such as brakes, front suspension, engine, transmission, etc. For example, FRONT SUSPENSION appears in section 30, STEERING in section 35, REAR AXLE in section 40, etc.

A separate catalog which contains the text or descriptive information for the same model periods is available as Form AF 7681. The "Text" catalog is divided into sections also and like parts are shown under similar section numbers in both the "Text" and "Illustration" catalogs.

A listing of Ford basic or group numbers and their related section numbers appears in the General Information Section of the "Text" catalog, Form AF 7681.

Illustrations contain basic group numbers only, therefore, it is necessary to refer to the basic group within the "Text" catalog (Form AF 7681) for the complete applicable part number.

The driver's side is the left hand side of the vehicle and should govern in determining such parts as fenders, lamps, etc. as to whether a part is right or left hand.

Model year application is indicated by showing the first year followed by a diagonal line to imply continued usage in all subsequent years until the insertion of the last year of usage, which is shown after the diagonal line. If no diagonal line is shown the part is applicable only to the year shown.

Example:

60/ indicates part used 1960 through 1964 in this catalog and
for subsequent years as indicated in the 1965/ catalog.
61/63 indicates part used 1961 through 1963 model years.
62 indicates part used 1962 model year only.

For Patent or Warranty Plate data, Catalog Model Codes and Body Type Codes refer to the General Information Section of the "Text" catalog, Form AF 7681.



PROCEDURE FOR USING CATALOG

Following is a recommended procedure for using this catalog.

Should an inquiry be received for a rear brake carrier plate for a 1963 Thunderbird, use the following steps.

- A. Refer to the Quick Reference Index on the cover of this catalog. The index shows that illustrations for Wheels and Brakes are shown in Section 10 through 24 of this catalog. The first section (10) in this group will contain an index for all illustrations in Sections 10 through 24.
- B. Refer to the Illustration Index at the beginning of Section 10 under heading "Front and Rear Brakes" and find the illustration applicable to rear brakes for a 1963 Thunderbird (Page 49).
- C. Refer to the illustration on page 49 and identify the proper part. It will show a Group number of 2211-12.
- D. Refer to Group 2211-12 in the "Text Catalog" (Form AF 7681) and locate the year 1963 in the column headed "Year". Refer then to column headed "Model" for "S" which indicates Thunderbird. The part number will be shown as C3SZ 2211-A for right hand and C3SZ 2212-A for left hand.

HOW TO ORDER PARTS

When ordering parts, always give the complete part number.

In the event the part number is not known, the following information should be included.

- A. Complete description of part.
- B. Year, car line and body type.
- C. Dimension, number of teeth, size, etc.; if possible rough sketch of part.
- D. If applicable to engine, transmission, axle, steering, etc.; specify type; such as 352 cubic inch, Fordomatic, Power Steering, etc.
- E. Advise how shipment is to be made - Freight, Express, Air, Parcel Post.

EXPLANATION OF SYMBOL ★

★ Symbol indicates part is not supplied for service due to the following:

- a. Part is superseded and replaced as indicated in the description column of the text catalog.
- b. Part can be improvised as indicated in the description column of text catalog.
- c. Due to its function there would be little or no demand.

Always refer to the description column of the text catalog (Form AF 7681) for possible substitution, or for material specifications and dimensions which may be helpful in obtaining the non-supplied part locally.



1960 FORD INSTRUMENT PANEL & RELATED PARTS

Group	Part Number	Part Name	Group	Part Number	Part Name
2760	C0AF 2760-C C0AF 2760-D	Handle (parking brake release)	10841	★C0AF 10841-DP	Housing (instr. cluster)
3A673	C1AF 3A673-AP	Cover (steering column bracket)	10852	C0AF 10852-A	Bezel (top control)
3A673	C1AF 3A673-BP	Cover (steering column bracket)	10852	C0AF 10852-C	Bezel (overdrive control)
3685	B9A 3685-A	Key (ignition & door lock)	10A860	★C0AF 10A860-A	Plate (instr. controls mtg.)-R.H
7A215	C0AF 7A215-A	Bracket (o/drive manual control)	10A872	★C1AF 10A872-A	Cover (instr. cluster odometer)
7A227	C0AF 7A227-A	Nut (overdrive manual control)	10883	C0AZ 10883-A	Gauge (temp.)-less back plate
7A650	C0AA 7A650-A	Cable Assy. (overdrive manual control)	10A885	C0AF 10A885-A	Plate (instr. control mth. choke)
7A650	C0AZ 7A650-A	Knob (overdrive manual control)	10A886	★C0AF 10A886-A	Plate (instr. controls mtg.)-L.H
9302	★C2AZ 9302-A	Plate (fuel gauge back)	10887	★C0AF 10887-A	Dial (instr. cluster main)
9304	★C0AF 9304-A	Plate (temperature gauge back)	10894	★C0AF 10894-B	Mask (instr. cluster)
9305	C0AF 9305-C	Gauge (fuel) (less back plate)	10A936	★C0AZ 10A936-A	Lens (oil pressure indicator warning lamp)
9700	C3OZ 9700-A	Control (carb. choke)	10A937	★C0AZ 10A937-A	Lens (generator indicator warning lamp)
01890	★C0AF 6401890-A	Control assy. (air)-R.H. or L.H.			
04264	C0AB 6404264-A	Moulding assy. (instr. panel end upper cover retaining)	11572	C3AZ 11572-A	Switch (ignition)
04287	★C0AB 6404287-A	Moulding (instr. panel end upper cover retaining)	11581	1A 11581-B	Spring (ign. switch ret.)
Δ 04290		Pad (instr. panel safety)	11582	C3AZ 11582-A	Cylinder & Keys (ignition)
04296	C0AB 6404296-A	Moulding (instr. panel upper cover retaining)	11584	C0AF 11584-A	Bezel (ignition switch)
04320	★C1AB 6204320-B	Panel (instrument)	11650	C1AF 11650-A	Nut (light switch)
04366	C0AB 6404366-A	Bracket (instr. panel to pillar)	11654	C0AF 11654-C	Switch (light control)
04371	C0AZ 6204371-A	Plate (instr. panel radio dial hole)	11661	C1AF 11661-A	Knob assy. (light switch)-except Fairlane
04428	C0AF 6404428-A	Cover (clock opening)	11661	★C0AF 11661-B	Knob assy. (light switch)-Fairlane only
04439	★C0AB 6404439-E	Retainer (instr. panel moulding)			
04439	C0AB 6404439-F	Retainer (instr. panel moulding)	13340	★C0AF 13340-A	Lens (turn indicator lamp)
04454	C0AB 6404454-AP	Grille (instr. panel radio)-without safety pad	13466	B6A 13466-A	Bulb (instr. panel lighting)
04454	C0AB 6404454-BP	Grille (instr. panel radio)-with safety pad	14429	FEW 14429-A	Fuse (cigar lighter)
04484	C0AB 6404484-A	Clip (instr. panel radio grille retaining)	15A000	★C0AZ 15A000-A	Lock Kit (electric)
04590	★C0AB 6404590-A	Retainer (instr. panel cover side)-R.H.	15009	★C0AF 15009-B	Bezel (clock)
04591	★C0AB 6404591-A	Retainer (instr. panel cover side)-L.H.	15026	★C0AF 15026-A	Wire & Socket (clock)
04774	★C0AZ 6404774-A	Cover & Back Plate Assy. (lower instr. panel)	15A044	★C0AF 15A044-A	Cigar Lighter Kit
04775	★C0AB 6404775-A	Panel (instr. panel cluster finish) lower-L.H.	15052	C0AF 15052-A	Knob & Element (cigar lighter)
04810	★C0AB 6404810-C 380369-S(CC44)	Receptacle (instr. panel ash) Bumper (ash receptacle)	15055	C2AB 15055-A	Socket & Retainer (cigar lighter)
04826	C1AZ 6204826-A	Retainer (ash receptacle)	15668	C0AF 15668-A	Switch Assy. (top control)
06010	C0AB 6406010-A	Compartment assy. (glove)	15A670	C0AF 15A670-A	Nut (top control bezel)
06024	★C2AZ 6206024-A 375838-S(CC32)	Door assy. (glove comp.) Bumper (glove compartment door)	15676	C0AF 15676-A	Bracket (top control switch mtg.)
06064	C2DZ 6406064-A	Catch (glove comp. door lock striker plate)	15805	C0AF 15805-A	Dial (F/M trans. gear shift lever indicator)
06081	B9A 6406081-A	Lock assy. (glove comp. door)	15805	C0AF 15805-B	Dial (C/M trans. gear shift lever indicator)
06095	C0AB 6406095-A	Escutcheon (glove comp. door lock)			
06115	B6A 7006115-A	Bumper (glove comp. door arm)	17255	C0AZ 17255-#	Speedometer Assy.
06122	C0AB 6406122-A	Grommet (glove comp. door)	17289	★C2AZ 17289-A	Case (speedometer mounting)
06117	★C2AB 6206117-AP	Stop (glove comp. door) check arm	17470	C0AF 17470-H	Control Assy. (windshield wiper)
06196	★C0AB 6306196-A	Panel (glove compart. door finish) "Starliner"	17512	C0AF 17512-A	Nut (windshield wiper control)
06196	★C0AB 7506196-A	Panel (glove compart. door finish) "Galaxie"	17513	C0AF 17513-A	Knob
06196	★C0AB 7606196-A	Panel (glove compart. door finish) "Sunliner"	18513	C0AF 18513-A	Knob (heater blower switch)
		ator (instr. cluster voltage)	18519	C1AF 18519-A	Knob (heater or Select Aire conditioner control)
			18A540	★C0AF 18A540-B	Bracket (heater control opening cover)
			18545	★C0AF 18545-A	Nut (recirculating heater blower switch)
			18578	C1AZ 18578-A	Switch Assy. (fresh air heater or Select Aire conditioner)
			18578	C1AA 18578-A	Switchassy.(recirculating heater)
			18A651	★C0AF 18A651-B	Panel & Retainer assy. (heater or Select Aire conditioner control)
			18805	★C0AF 18805-#	Radio Kit
			19A884	★C1AF 19A884-C	Bracket assy.(heater control mtg)



BUY IT NOW!

Click Here To Order



im Section.

Refer to Basic Group for proper Suffix required

1960 THUNDERBIRD INSTRUMENT PANEL & RELATED PARTS

Group	Part Number	Part Name	Group	Part Number	Part Name
3685	B9A 3685-A	Key(ignition & door lock)	11573	★B8S 11573-A	Plate (instr. cluster controls mounting)-R. H.
9281	★B9S 9281-A	Mask (fuel & temp. gauge)	11575	★B8S 11575-A	Plate (instr. cluster controls mounting)-L. H.
9307	COSF 9307-A	Gauge (fuel & temp.)	11580	★COSF 11580-B	Bezel (ignition switch)-inner
04088	★B8S 6304088-S	Bracket (instr. panel pad to pillar)-R. H.	11581	1A 11581-B	Spring (ignition switch ret.)
04089	★B8S 6304089-A	Bracket (instr. panel pad to pillar)-L. H.	11582	B9A 11582-A	Cylinder & keys (ignition)
04259	★B9SB 6304259-A	Retainer (instr. panel pad at glove comp.)-lower	11585	B6A 11585-A	Retainer (ign. switch bezel)
04280	★B9SB 6304280-A	Retainer (instr. panel pad at glove comp.)-upper	11650	★B7S 11650-A	Nut (light switch)
*04290		Pad (instr. panel safety)	11654	B9AF 11654-A	Switch (light control)-63
04320	★COSB 6304320-B	Panel (instrument)		B9SF 11654-C	Switch (light control)-76
*04334	★COSB 6304334	Panel (instr. panel end)-R. H.	11661	COSF 11661-A	Knob & insert (light switch)
*04335	★COSB 6304335	Panel (instr. panel end)-L. H.	13340	★B8S 13340-A	Lens (turn indicator lamp)
04460	B8S 6304460-A	Plate (instrument panel name)	13367	★B8S 13367-A	Plate (turn indicator lamp mtg.)
04640	★B8S 6304640-A	Cover (instr. panel radio access)	13466	B6A 13466-A	Bulb (instr. cluster speedometer, etc.)
04640	★B8S 7604640-A	Cover (instr. panel radio access)	13466	B5AZ 13466-A	Bulb (map lamp)
06010	COSB 6306010-A	Compartmentassy. (glove)	13466	B6A 13466-A	Bulb (clock)
06024	★COSB 6306024-B	Door assy. (glove compt.)	13588	B8S 13588-A	Retainer (instr. cluster signal lamp jewel)
06064	B7A 7006064-A	Catch (glove compt. door lock)	13754	B8S 13754-A	Bracket & socket (map lamp)
06066	★B9SB 6306066-A	Bumper (glove compt. door)	13761	B8S 13761-A	Lens (map lamp)
06081	COSB 7606081-A	Lockassy. (glove compt. door)	14429	FEW 14429-A	Fuse assy. (cigar lighter)
06115	★B8S 6306115-A	Bumper (glove compt. door arm)	14526	B6AZ 14526-A	Fuse (radio)-7 1/2 amp.
06117	B8S 6306117-A	Arm (glove compt. door check) -R. H.	14526	B6AZ 14526-D	Fuse (clock)-1 amp.
06118	B8S 6306118-A	Arm (glove compt. door check) -L. H.	15000	★COSF 15000-B	Clock (electric)
10804	B9MZ 10804-C	Regulator (instr. cluster voltage)	15009	★COSF 15009-A	Bezel (clock, fuel & temp. gauge)
10826	★B8S 10826-A	Cover (fuel & temp. indicator)	15026	B8S 15026-A	Lamp assy. (ash receptacle)
10838	★B8S 10838-A	Housing (instr. cluster)	15052	COSF 15052-B	Knob & element (cigar lighter)
10844	B8S 10844-A	Bezel (instr. cluster)	15055	C2AB 15055-A	Socket & retainer (cigar lighter)
10852	★COSF 10852-C	Bezel (lights)-inner	15059	★FAB 15059-A	Bezel (cigar lighter)-outer
10852	★COSF 10852-D	Bezel (wipers)-inner	16916	BAK 16916-A	Cable assy. (hood catch control)
10853	FAA 10853-A	Bezel (wipers, lights & ignition switch)-outer	16930	B8S 16930-A	Bracket (hood lock control cable)
10868	FAA 10868-B	Seal (bezel)	17255	COSF 17255-D	Speedometer assy.
10917	★B7S 10917-A	Seal (cigar lighter outer bezel)	17259	★B8S 17259-A	Cover (speedometer)
10A936	COSZ 10A936-A	Lens (oil pressure indicator warning lamp)	17A260	★COSF 17A260-A	Bezel (speedometer)
10A937	★COSZ 10A937-A	Lens (generator indicator warning lamp)	17318	★COSF 17318-A	Mask (speedometer)
11572	C3AZ 11572-A	Switch (ignition)	17470	B8S 17470-A	Control assy. (w/shield wiper)
			17512	★B8S 17512-A	Nut (w/shield wiper control)
			17513	B9A 17513-A	Knob assy. (w/shield wiper)
			18805	★COSF 18805-F	Radio (push button)

m Section

100% SATISFACTION GUARANTEED

BUY IT NOW!

Click Here To Order

PayPal Discover MasterCard VISA

1960/62 FALCON INSTRUMENT PANEL AND RELATED PARTS

Group	Part Number	Part Name	Group	Part Number	Part Name
3685	B9A 3685-A	Key (ignition & door lock)	10A937	★C0DZ 10A937-A	Lens (generator indicator warning lamp)
9305	C2DZ 9305-A	Gauge (fuel)	11572	C3AZ 11572-A	Switch (ignition)
9700	C0DZ 9700-B	Control (carb. choke)-1960-61	11581	1A 11581-B	Spring (ign. switch retaining)
9700	C3DZ 9700-A	Control (carburetor choke)-1962	11582	C3AZ 11582-A	Cylinder & keys (ignition)
01881	★C0DB 6401881-A	Seal (w/s defroster opening)	11584	COAF 11584-A	Bezel (ignition switch)- 1960
△04290	C0DB 6404290	Pad (instr. panel safety)		C3AZ 11584-A	1961-62
●04296	C0DB 6404296-B	Moulding (instrument panel)-R.H.	11650	C1DF 11650-A	Nut (light. switch)
●04297	C0DB 6404297-B	Moulding (instr. panel)-L. H.	11654	C1DF 11654-A	Switch (light control)-1960-61
04320	C0DZ 6404320-D	Panel assy. (instrument)		C2DZ 11654-A	1962
⊕04371	C0DF 6404371	Plate (instr. panel radio dial hole)	11661	●	Knob & insert (lighting switch)
○044B40	C1DB 64044B40-AP	Moulding (instr. panel)-upper center-1961-62	13466	B6A 13466-A	Bulb (instrument cluster)
04454	C0DB 6404454-BP	Grille (instr. panel radio)	14A122	C0DF 14A122-B	Bezel (rear window regulator control switch)
●04518	C0DB 6404518-BP	Moulding (instr. panel end)-R. H.	14A123	C0DF 14A123-B	Spacer (rear window regulator control switch)
●04519	C0DB 6404519-BP	Moulding (instr. panel end)-L. H.	14A124	C0DF 14A124-A	Nut (rear window regulator control switch)
●04522	★C0DB 6404522-CP	Moulding (instr. panel)-upper-R. H.- 1960	14429	FEW 14429-A	Fuse (Cigar lighter)
	★C1DB 6404522-AP	1961-2	14529	C0DF 14529-A	Switch (rear window regulator control)
●04523	★C0DB 6404523-CP	Moulding (instr. panel)-upper-L. H.- 1960	14683	★C0DF 14683-A	Wiring (rear window regulator control)
	★C1DB 6404523-AP	1961-2	15A000	★C2DZ 15A000-A	Clock (electric)-1962
●04561	C0DB 6404561-C	Clip (instr. panel moulding)	15A044	★C2DZ 15A044-A	Cigar lighter (Kit)
●04772	C0DB 6404772-C	Moulding (instr. panel)-center	15052	C2DZ 15052-A	Knob & element assv. (cigar lighter)
04782	★C0DB 6404782-A	Cover (instr. panel radio grille)	15055	C0DZ 15055-A	Socket & retainer assv. (cigar lighter)-1960-61
04810	C3DZ 6204810-A	Receptacle assy.(instr. panel ash)	15055	C2AB 15055-A	Socket & rainer assv. (cigar lighter)-1962
04826	C0DB 6404826-A	Retainer (instr. panel ash receptacle)	15067	C0DF 15067-B	Cover (instr. panel cigar lighter opening)
06010	C0DZ 6406010-A	Compartment assy. (glove)	17255	C0DZ 17255-A	Speedometer assy.
06024	C0DZ 6406024-B	Door assy.(glove compartment)	17289	C0DZ 17289-A	Case (speedometer mounting)
	375838-S(CC32)	Bumper (glove compartment door)	17470	B9A 17470-A	Control assy. (windshield wiper)
06050	C0DB 6406050-A	Hinge assv.(glove compartment door)	17512	B7A 17512-B	Nut (windshield wiper control)
06064	C2DZ 6406064-A	Catch (glove compartment door latch striker plate)	17513	C0DF 17513-A	Knob (windshield wiper or heater control)-except 1962 "Futura"
06072	C2DZ 6406072-A	Latch assy. (glove compartment door-non-locking)	17513	C2OB 17513-A	Knob (windshield wiper or heater control)-1962 "Futura"
06095	C0AB 6406095-A	Escutcheon (glove compartment door latch)	18A465	C0DF 18A465-B	Cover (heater temperature regulator control opening)
06115	B6A 7006115-A	Bumper (glove compartment door arm)	18518	●	Control assy.(heater temperature)
06117	C0DB 6406117-EP	Stop (glove compartment door)	18545	C0DF 18545-A	Nut (heater blower switch)
06122	C0AB 6406122-A	Grommet (glove compartment door check arm)	18548	●	Control assy.(heater defroster)
10804	B9MZ 10804-C	Regulator (instr. cluster voltage)	18578	C2DZ 18578-A	Switch assy.(heater)
10843	★C0DF 10843-D	Plate(instr. cluster back)-1960-61	18598	C0DF 18598-A	Bezel (heater switch)
10848	★C2DZ 10848-A	Plate (instru. cluster back)-1962	18805	★C3DZ 18805-A	Radio (push button tuning)-1961/62
10883	C2DZ 10883-A	Gauge (temperature)			
10A883	★C0DF 10A883-B	Bezel (instr. cluster) - Repl. by C3DZ 10A883-A			
10A885	C0DF 10A885-A	Plate (instr. cluster control mounting)-ignition			
10A886	C0DF 10A886-A	Plate (instr. cluster control mounting)-L. H.			
10887	C0DF 10887-A	Dial (instr. cluster main)			
10890	★C0DF 10890-C	Mask(instr. cluster)-1960-61			
	★C2DZ 10890-A	1962			
10A936	★C0DZ 10A936-A	Lens (oil pressure indicator warning lamp)			

rim Section
for suffix

- Only used when Safety Cover is installed
- Refer to Basic Group for complete part number



BUY IT NOW!

Click Here To Order



1961 / 63 THUNDERBIRD INSTRUMENT PANEL & RELATED PARTS

Group	Part Number	Part Name	Group	Part Number	Part Name
3685	B9A 3685-A	Key (ignition & door lock)	10A840	•	Bezel (parking brake warning lamp)-1963
9307	C3SZ 9307-A	Gauge (fuel & temp.)	10A841	•	Lamp & wiring assy. -(parking brake warning)-1963
9313	C2SZ 9313-A	Mask (fuel & temp.gauge)-1962/63	10A848	B9FM 10A848-A	Spring (parking brake warning lamp)
9B313	*CISF 9B313-C	Lens (fuel & temp.gauge)-1961	10852	CISF 10852-A	Bezel (instr.cluster control)-air
	C2SZ 9B313-A	1962-63		C1SF 10852-B	Lights & wipers
9B314	C2SZ 9B314-A	Bezel (fuel & temp.gauge)-1962/63		C3SZ 10852-A	Top
01524	C3DZ 6201524-A	Brace (brake pedal support)	10A853	C1SF 10A853-C	Lens (instr.cluster controls identification)-lights
01890	C3SZ 6301890-B	Control assy. (air)-R. H.		C1SF 10A853-D	Wipers
01891	C1SB 6301891-A	Control assy. (air)-L. H.	10920	C1SF 10920-A	Clip (instr.cluster bezel)
019A10	*CISF 63019A10-A	Nut (ventilator air control bezel)	10A936	C3SZ 10A936-A	Lens (oil pressure indicator warning lamp)-1963
*04290		Pad (instr. panel safety)	10A937	C3SZ 10A937-A	Lens (generator indicator warning lamp)-1963
04320	C2SZ 6304320-A	Panel assy. (instrument)	11572	C3AZ 11572-A	Switch (ignition)
•04360		Cover (radio opening)	11A574	C1SF 11A574-A	Spacer (ign.switch bezel)-1961-62
04366	*C1SB 6304366-A	Bracket (inst. panel to pillar)-R. H. - 1961-62		C3SZ 11A574-A	1963
	C2SZ 6304366-B	R. H. -Lower- 1962-63	11581	1A 11581-B	Spring (ignition switch retaining)
	C2SZ 6304366-A	Upper-1962-63	11582	C3AZ 11582-A	Cylinder&keys(ign.switch)
04367	*C1SB 6304367-A	Bracket (Instr. panel to pillar)-L. H. -1961-62	11584	*C1SF 11584-A	Bezel (ignition switch)-1961-62
	C2SZ 6304367-B	L. H. -Lower- 1962-63		C3SZ 11584-A	1963
04371	C1SZ 6304371-A	Cover (instr. panel radio opening)	11A584	C3SZ 11A584-A	Socket & wiring assy. (ignition switch lamp)-1963
044B00	C1SZ 63044B00-A	Moulding (extension upper)-R. H.	11650	C1SZ 11650-A	Nut (light switch)
044B01	C1SB 63044B01-A	Moulding (extension upper)-L. H.	11654	C3SZ 11654-A	Switch (light control)
044B02	C1SZ 63044B02-A	Moulding (extension lower)-R. H.	11661	C1SF 11661-C	Knob & insert (light switch)
044B03	C1SZ 63044B03-A	Moulding (extension lower)-L. H.	13A305	C1SF 13A305-A	Retainer (turn ind. signal lamp)
044B04	C1SB 63044B04-A	Moulding (extension upper center)	13340	C1SF 13340-B	Lens (turn indicator signal)
•044B06		Panel (extension finish)-R. H.	13466	•	Bulb (instrument lighting)
•044B07		Panel (instr. panel ext. finish)-L. H.	13754	B8S 13754-A	Bracket & socket assy (map lamp)
•044B08		Panel (instr. panel ext. finish)-center	13761	B8S 13761-A	Lens (map lamp)
044B10	C1SB 63044B10-A	Retainer (instr. panel moulding)	13764	C1SF 13764-A	Switch (map lamp)
044B26	C1SB 63044B26-A	Clip (extension lower moulding)	14028	C1VY 14028-A	Control (vacuum door lock)-1963
044A38	C1SZ 63044A38-A	Extension (panel lower)-R. H.	15000	C2SZ 15000-A	Clock assy (electric)
044A39	*C1SZ 63044A39-A	Extension assy. (instrument panel lower)-L. H. -1961-62	16916	C1SB 16916-E	Cable assy. (hood catch control)-1961/62
	or B		17255	C2SZ 17255-A	Speedometer assy.
	C3SZ 63044A39-B	1963	17259	C1SF 17259-A	Cover (speedometer)
04444	*C1SB 6304444-B	Support (instr. panel)-center	17260	C2SZ 17260-A	Cable assy. (speedometer)
04454	C1SZ 6304454-A	Grille (instr. panel radio)	17A261	C1SF 17A261-B	Bezel (speedometer)
044B58	C1SB 63044B58-A	Moulding (instr. panel inter.)-R. H.	17289	C1SZ 17289-A	Case (speedometer)
	*C1SZ 63044B58-B	Moulding (instr. panel inter.)-L. H.	17303	C2SZ 17303-A	Gasket (speedometer case)
04460	C1SB 6304460-A	Plate (instr. panel name)	17304	FDR 17304-A	Grommet (speedometer case)-1962/63
04468	C1SB 6304468-A	Spacer (instr. panel pad defroster opening)	17305	FDR 17305-A	Retainer (speedometer grommet)-1962/63
*044B76		Welt (end)-R. H.	17318	C2SZ 17318-A	Mask (speedometer)-1962/63
*044B77		Welt (end)-L. H.	17470	•C1SF 17470-B	Control assy. (w/s wiper)-1961
04484	COAB 6404484-A	Clip (instr. panel radio grille retaining)-front	17B479	•	Switch & control assy. (wiper) -1961/62
	C1SB 6304484-B	Rear	17512	C1SZ 17512-A	Nut (windshield wiper control)
•04496		Cover (instr. panel heater control opening)	17513	C1SF 17513-B	Knob (windshield wiper control)
045A50	*C1SZ 63045A50-A	Support (instr. panel)-outer-R. H.	18805	*C1SZ 18805-B	Radio assy. (less antenna)-1961-62
045A51	*C1SZ 63045A51-A	Support (instr. panel)-outer-L. H.	18808	C5AZ 18808-C	Speaker (radio receiver)- 1963
*045A58		Pad & retainer assy (instr. panel lower)-R. H.	18A952	C1VY 18A952-A	Resistor (radio suppression choke)
*045A59		Pad & retainer assy (instr. panel lower)-L. H.	21850	C3SZ 6321850-A	Knob (door lock control)
•045A64		Plate (instr. panel end cover)-R. H.	218A82	C3SZ 63218A82-A	Bezel (door lock control switch)
•045A65		Plate (instr. panel end cover)-L. H.	218A84	C3SZ 63218A84-A	Adapter (door lock control switch mounting)
045A74		Panel assy (console center front)	22158	C3SZ 6322158-A	Nut (door lock control mounting)
10804	B9MZ 10804-C	Regulator (instr. cluster voltage)			
10838	C2SZ 10838-AP	Housing (instr. cluster)-1962/63			



BUY IT NOW!

Click Here To Order



Section and suffix. • Specify Color. Refer to Group for prefix and suffix
 ♦ Before March 24, 1961 ⚡ From March 24, 1961

1961 FORD INSTRUMENT PANEL & RELATED PARTS

Group	Part Number	Part Name	Group	Part Number	Part Name
2760	C0AF 2760-C C0AF 2760-D	Handle (parking brake release)	06095	C0AB 6406095-A	Escutcheon (glove compt. door lock)
3A673	C1AF 3A673-AP C1AF 3A673-BP C2AZ 3A673-A	Cover (steering column bracket)	06115	B6A 7006115-A	Bumper (glove compt. door arm)
3685	B9A 3685-A	Key (ignition & door lock)	06117	C2AB 6206117-AP	Stop (glove compt. door)
7B033	*C1AF 7B033-A	Dial (C/M trans. gear shift lever indicator)	06122	C0AB 6406122-A	Grommet (glove compt. door check arm)
7A215	C0AF 7A215-A	Bracket (O/drive manual control)	10804	B9MZ 10804-C	Regulator (instr. cluster voltage)
7A227	C0AF 7A227-A	Nut (overdrive manual control)	10838	*C1AF 10838-E	Housing (instr. cluster)
7A650	C0AA 7A650-A	Cable assy. (O/D manual control)	10852	C0AF 10852-A	Bezel (top control)
7A650	C0AZ 7A650-A	Knob (overdrive manual control)	10852	C0AF 10852-C	Bezel (overdrive control)
9305	C1AF 9305-A	Gauge (fuel)-less back plate	10A860	*C0AF 10A860-A	Plate (instr. controls mtg.)-R.H.
9700	C3OZ 9700-A	Control (carb. choke)-6 cyl. only	10A872	*C1AF 10A872-A	Cover (instr. cluster odometer)
01890	C0AF 6401890-B	Control assy. (air)-R. H. or L. H.	10883	C1AZ 10883-A	Gauge (temp.)-less back plate
04264	C0AB 6404264-A	Moulding assy. (instrument panel end upper cover retaining)	10A885	C0AF 10A885-A	Plate (instr. control mtg. choke)
04287	*C0AB 6404287-A	Moulding (instrument panel end upper cover retaining)	10A886	*C0AF 10A886-A	Plate (instr. controls mtg.)-L.H.
Δ04290		Pad (instrument panel safety)	10887	C1AF 10887-A	Dial (instr. cluster main)
04296	C0AB 6404296-A	Moulding (instrument panel upper cover retaining)	10894	*C1AF 10894-A	Mask (instr. cluster)
04320	*C1AB 6204320-B	Panel (instrument)	10A936	C1AZ 10A936-A	Lens (oil pressure ind. warning lamp)
04366	C0AB 6404366-A	Bracket (instr. panel to pillar)	10A937	C1AZ 10A937-A	Lens (gen. ind. warning lamp)
04371	*C0AZ 6404371-A	Plate (instr. panel radio dial hole)	10A958	*C1AF 10A958-A	Cover (lower instr. panel)-R.H.
04428	*C1AF 6204428-A	Cover (clock opening)	11572	C3AZ 11572-A	Switch (ignition)
04439	C0AB 6404439-F	Retainer (instr. panel moulding)	11581	1A 11581-B	Spring (ignition switch retainer)
04454	C0AB 6404454-AP	Grille (instr. panel radio)-without safety pad	11582	C3AZ 11582-A	Cylinder & keys (ignition)
04454	C0AB 6404454-BP	Grille (instr. panel radio)-with safety pad	11584	C3AZ 11584-A	Bezel (ignition switch)
04460	*C1AB 6204460-A	Plate (instr. panel name)"Galaxie"	11650	C1AF 11650-A	Nut (light switch)
04460	C1AB 7604460-A	Plate (instr. panel name)"Sunliner"	11654	C2AB 11654-A	Switch (light control)
04460	*C1AB 6304460-A	Plate (instr. panel name)"Starliner"	11661	C1AF 11661-A	Knob assy. (light switch)-except Fairlane & Custom "300"
04460	*C1AB 6404460-A	Plate (instr. panel name)"Fairlane 500"	11661	*C1AF 11661-B	Knob assy. (light switch)-Fairlane & Custom "300" only- Repl. by C1AF 11661-A
04460	*C1AB 7104460-A	Plate (instr. panel name)"Country Sedan"	13340	*C1AF 13340-A	Lens (turn indicator lamp)
04460	*C1AB 7104460-B	Plate (instr. panel name)"Country Squire"	13466	B6A 13466-A	Bulb (instr. panel lighting)
	370030-S2 (MM221C)	Nut (sleeve)	14429	FEW 14429-A	Fuse (cigar lighter)
04484	C0AB 6404484-A	Clip (instr. panel radio grille ret.)	15A000	*C1AF 15A000-A	Clock kit (electric)
04590	*C0AB 6404590-A	Retainer (instr. panel cover side)-R. H.	15026	*C0AF 15026-A	Wire & socket (clock)
04591	*C0AB 6404591-A	Retainer (instr. panel cover side)-L. H.	15A044	*C0AF 15A044-A	Cigar lighter kit
04774	C0KZ 6404774-A	Panel (instr. panel cluster finish)-lower-R. H.	15052	C0AF 15052-A	Knob & element (cigar lighter)
04775	C1AB 6204775-B	Panel (instr. panel cluster finish)-lower-L. H.	15055	C2AB 15055-A	Socket & retainer (cigar lighter)
04810	C0AZ 6404810-C 380369-S(CCC44)	Receptacle (instr. panel ash) Bumper (ash receptacle)	15668	C0AF 15668-A	Switch assy. (top control relay)
04826	C1AZ 6204826-A	Retainer (ash receptacle)	15A670	C0AF 15A670-A	Nut (top control bezel)
06010	C0AB 6406010-A	Compartment assy. (glove)	15676	C0AF 15676-A	Bracket (top control switch mtg.)
06024	*C2AZ 6206024-A 375838-S(CCC32)	Door assy. (glove compartment) Bumper (glove compartment door)	15805	C0AF 15805-A	Dial (F/M trans. gear shift lever indicator)
06064	C2DZ 6406064-A	Catch (glove compt. door lock striker plate)	17255	C1AZ 17255-#	Speedometer assy.
06081	B9A 6406081-A	Lock assy. (glove compt. door)	17289	*C2AZ 17289-A	Case (speedometer mounting)
			17470	C0AF 17470-H	Control assy. (windshield wiper)
			17B479	*C1AB 17B479-A	Control assy. (windshield wiper)
			17512	C0AF 17512-A	Nut (windshield wiper control)
			17513	C0AF 17513-A	Knob
			18513	C0AF 18513-A	Knob (heater blower switch)
			18519	C1AF 18519-A	Knob (htr. or Select Aire cond. cont.)
			18A530	*C1AF 18A530-A	Cover & plate (htr. cont. opening)
			18A540	*C0AF 18A540-B	Bracket (htr. cont. opening cover)
			18545	*C0AF 18545-A	Nut (recirculating heater blower switch)
			18578	C1AZ 18578-A	Switch assy. (fresh air heater or Select Aire conditioner)
			18578	C1AA 18578-A	Switch assy. (recirculating htr.)
			18598	*C0AF 18598-A	Bezel (recirculating htr. control)
			18A651	C1AF 18A651-B	Panel & retainer assy. (heater or Select Aire conditioner control)
			18805	*C1AF 18805-#	Radio kit
			19A884	*C1AF 19A884-C	Bracket assy. (heater control mtg)

Rim Section.

Refer to Basic Group for proper Suffix required.

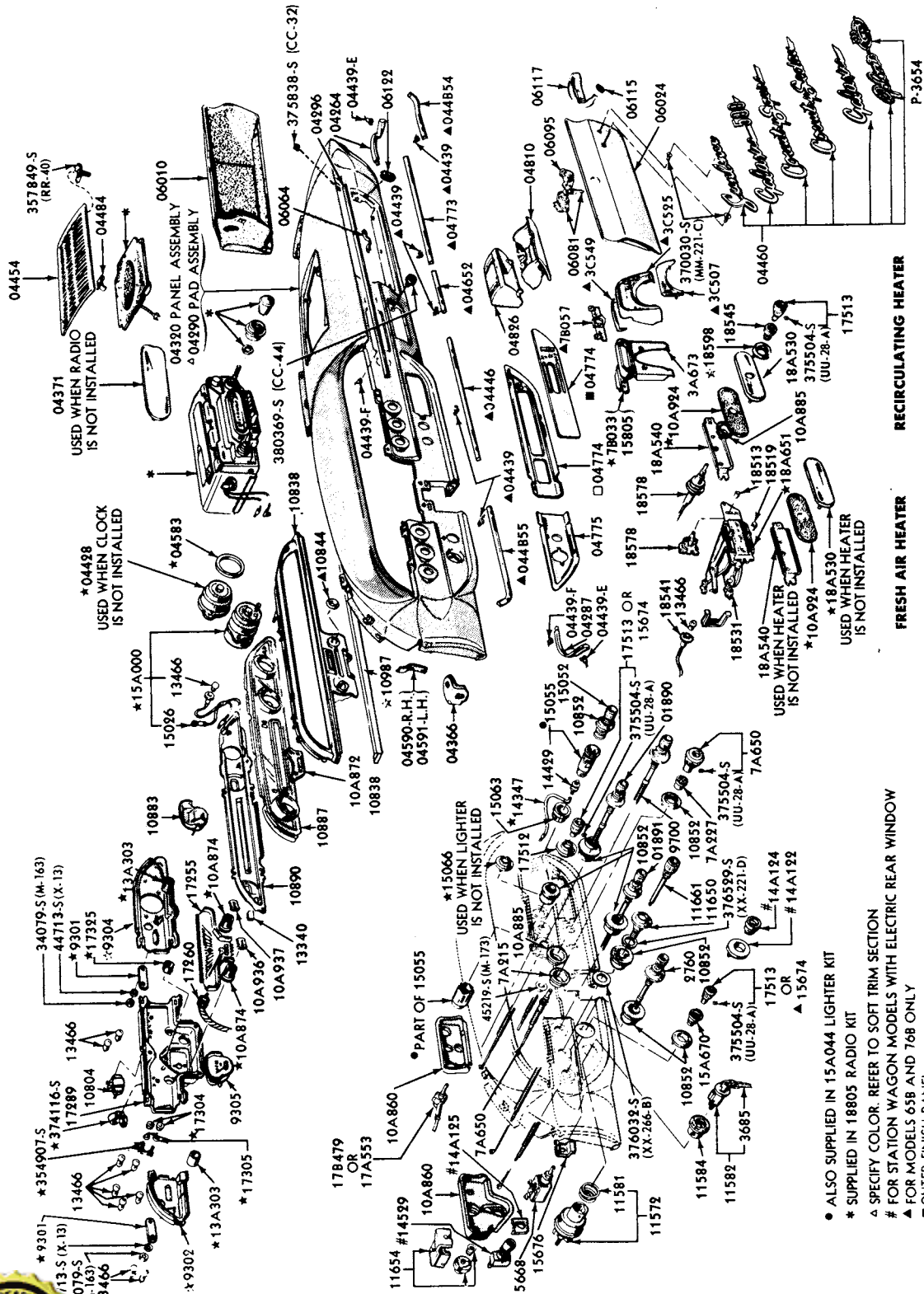
* From 3/24/61



BUY IT NOW!

Click Here To Order





RECIRCULATING HEATER

FRESH AIR HEATER

USED WHEN HEATER IS NOT INSTALLED

USED WHEN HEATER IS NOT INSTALLED

USED WHEN HEATER IS NOT INSTALLED

USED WHEN HEATER IS NOT INSTALLED

P-3654

INSTRUMENT PANEL AND RELATED PARTS

100% SATISFACTION GUARANTEED

BUY IT NOW!

Click Here To Order

PayPal, American Express, Discover, MasterCard, VISA

- ALSO SUPPLIED IN 15A044 LIGHTER KIT
- * SUPPLIED IN 18805 RADIO KIT
- ▲ SPECIFY COLOR. REFER TO SOFT TRIM SECTION
- # FOR STATION WAGON MODELS WITH ELECTRIC REAR WINDOW
- OUTER FINISH PANEL
- INNER FINISH PANEL

1962 FORD INSTRUMENT PANEL & RELATED PARTS

Group	Part Number	Part Name	Group	Part Number	Part Name
	2760	C2AZ 2760-#	06122	C0AB 6406122-A	Grommet (door check arm)
	3A673	C1AF 3A673-#	10804	B9MZ 10804-C	Regulator (instr. cluster voltage)
▲3C507	★C1MF3C507-AP	Trim assy. (steering column opening cover)	10838	★C2AZ 10838-A	Housing (instr. cluster)
▲3C525	★C2AZ 3C525-C	Cover assy. (moveable steering column opening)	▲10844	★C2AZ 10844-A	Bezel (instrument cluster)
▲3C549	★C1MF3C549-AP	Spacer (steering column cover)	10852	#	Bezel
3685	B9A 3685-A	Key (ignition & door lock)		376032-S	Washer (seal light around bezel)
7B033	★C1AF 7B033-A	Dial (C/M gear shift lever)		376529-S	Washer (seal light around bezel)
▲7B057	★C1MF7B057-C	Bracket (gear shift indicator)	10A860	#	Plate (controls mounting)
7A215	C0AF 7A215-A	Bracket (o/drive manual control)	10A872	★C2AF 10A872-A	Cover (instr. cluster odometer)
7A227	C0AF 7A227-A	Nut (overdrive manual control)	10883	C2AZ 10883-A	Gauge (temp.)-less back plate
7A650	C0AA 7A650-A	Cable assy. (O/D manual control)	10A885	C0AF 10A885-A	Plate (instr. control mtg. choke)
7A650	C0AZ 7A650-A	Knob (overdrive manual control)			Plate (instr. control mtg. heater)
9305	C2AZ 9305-A	Gauge (fuel)-less back plate	10887	★C2AF 10887-A	Dial (instrument cluster main)
9700	C3OZ 9700-A	Control (carb.choke)-6 cyl. only	10890	★C2AZ 10890-A	Mask (instrument cluster)
01890	#	Control assy. (air)-R.H.	10A936	★C0AZ 10A936-A	Lens (oil press. ind. warning lamp)
01891	★C2AZ 6201891-A	Control assy. (air)-L.H.	10A937	★C0AZ 10A937-A	Lens (gen. indicator warning lamp)
04264	C0AB 6404264-A	Moulding assv. (instrument panel end upper cover retaining)	10987	★C2AF 10987-A	Moulding (instr. cluster trim- (with padded instr. panel only)
04287	★C0AB 6404287-A	Moulding (instrument panel end upper cover retaining)	11572	C3AZ 11572-A	Switch (ignition)
▲04290		Pad (instrument panel safety)	11581	1A 11581-B	Spring (ignition switch retainer)
04296	C0AB 6404296-A	Moulding (instrument panel upper cover retaining)	11582	C3AZ 11582-A	Cylinder & keys (ignition)
04320	★C2AZ 6204320-A	Panel (instrument)	11584	C3AZ 11584-A	Bezel (ignition switch)
04366	C0AB 6404366-A	Bracket (instr. panel to pillar)	11650	C2AB 11650-A	Nut (light switch)
04371	C0AZ 6204371-A	Plate (instr. panel radio dial hole)	11654	C2AB 11654-A	Switch (light control)
04428	★C2AZ 6204428-A	Cover (clock opening)	11661	#	Knob (light switch)
04439	C0AB 6404439-#	Retainer (instr. panel moulding)	13340	C2AZ 13340-A	Lens (turn indicator lamp)
▲04439	★C1MB 6404439-A	Retainer (instr. panel moulding)	13466	B6A 13466-A	Bulb (instrument panel lighting)
▲04446	★C1MB 6404446-A	Moulding (instr. panel inter.)	14A122	C1AF 14A122-A	Bezel (rr. window control switch)
04454	C0AB 6404454-#	Grille (radio)	14A124	C1AZ 14A124-A	Nut (rr. window control switch)
▲044B54	★C1MB 64044B54-A	Moulding (instr. panel end) lower-R.H.	14A125	C1AF 14A125-A	Bracket (rear window regulator control switch mounting)
▲044B55	★C1MB 64044B55-A	Moulding (instr. panel end) lower	14429	FEW 14429-A	Fuse (cigar lighter)
04460	★C1AB 6204460-A	Plate (name)-"Galaxie"	14529	C1AZ 14529-B	Switch (rr. window control)
04460	★C1AB 7104460-A	Plate (name)-"Country Sedan"	15A000	★C2AZ 15A000-A	Clock kit (electric)
04460	★C1AB 7104460-B	Plate (name)-"Country Squire"	15026	★C2AB 15026-A	Wire & socket (clock)
04460	C1AB 7604460-A	Plate (name)-"Sunliner"	15A044	★C0AF 15A044-A	Cigar lighter kit
04460	★C2AB 6204460-A	Plate (name)-"Galaxie 500"	15052	15052-#	Knob & element (cigar lighter)
▲04460	★C2AZ 7604460-A	Plate (name)-"Galaxie"	15055	C2AB 15055-A	Socket & retainer (cigar lighter)
▲04460	C2AZ 7604460-B	Plate (name)-"500 XL"	15063	★C2AZ 15063-A	Adapter (cigar. lighter socket) - Repl. by C3AZ 15063-A
	370030-S2 (MM221C)	Nut (sleeve)	15668	C2AB 15668-A	Switch assy. (top control relay)
04484	C0AB 6404484-A	Clip (instr. panel radio grille ret.)	15A670	C0AF 15A670-A	Nut (top control bezel)
★04583	C2AF 6204583-A	Gasket (clock opening cover)	▲15674	C2MY 15674-A	Knob (top, heater air & windshield wiper control)
04590	★C0AB 6404590-A	Retainer (cover side)-R.H.	15676	C0AF 15676-A	Bracket (top control switch mtg.)
04591	★C0AB 6404591-A	Retainer (cover side)-L.H.	15805	C0AF 15805-A	Dial (F/M gear shift lever)
▲04652	★C1MB 6404652-A	Moulding (instr. panel lower center)	17255	C2AZ 17255-#	Speedometer assy.
▲04773	★C1MB 6404773-A	Moulding (glove compt. door)	17260	17260-#	Speedometer cable assy.
■04774	C2AZ 6204774-A	Panel (outer finish)-lower-R.H.	17289	★C2AZ 17289-A	Case (speedometer mounting)
■04774	C0KZ 6404774-A	Panel (inner finish)-lower-R.H.	17B479	C1AB 17B479-A	Switch & control (windshield wiper & washer)-2 speed motor
04775	C2AZ 6204775-A	Panel (instr. finish)-lower-L.H.	17512	C2AB 17512-A	Nut (windshield wiper control)
04810	C0AZ 6404810-C	Receptacle (instr. panel ash)	17513	C0AF 17513-A	Knob
	380369-S(CC44)	Bumper (ash receptacle)	17A553	C2AZ 17A553-#	Switch (windshield wiper control)
04826	C1AZ 6204826-A	Retainer (ash receptacle)	18513	18513-#	Knob (heater blower switch)
06010	C0AB 6406010-A	Compartment assy. (glove)	18519	18519-#	Knob (heater or Select Aire conditioner control)
06024	★C2AZ 6206024-A	Door assv. (glove compartment)	18A530	★C2AB 18A530-A	Cover (heater control opening)
06064	C2DZ 6406064-A	Catch (door lock striker plate)	18531	★C2AZ 18531-A	Bracket assy. (heater control mtg.)
06081	B9A 6406081-A	Lock assy. (glove compt. door)	18A540	★C0AF 18A540-B	Bracket (htr. contr. opening cover)
06095	C0AB 6406095-A	Escutcheon (glove compt. door lock)	18545	★C0AF 18545-A	Nut (heater blower switch)
06115	B6A 7006115-A	Bumper (glove compt. door arm)	18578	C1AZ 18578-A	Switch assv. (fresh air heater or Select Aire conditioner)
		Glove compartment door	18578	C1AA 18578-A	Switch assy. (recirculating heater)
			18A651	★C2AZ 18A651-A	Panel & retainer assy. (heater or Select Aire conditioner control)
			18805	★C2AZ 18805-A	Radio kit

Section. # Refer to Basic Group for proper Prefix and/or Suffix required.
 ■ Outer Finish Panel
 □ Inner Finish Panel



BUY IT NOW!

Click Here To Order



Autolite



BUY IT NOW!

Click Here To Order



PayPal

MasterCard

DISCOVER
NEW! PLUS

MasterCard

VISA